


PLATFORM LIFT

SKYLIFT

Superior platform vehicle lift with unique freedom of movement



STERTIL
SUPERIOR SOLUTIONS

Superior Solutions



Stertil-Koni provides customized and technically advanced solutions for heavy-duty lifting requirements for customers throughout the world, including the best possible service from skilled local partners. These superior solutions are conceived, developed and implemented by a team of professional specialists with unique expertise. Thanks to the quality of its people, its entirely in-house production and its international organization, Stertil-Koni is the world's number one in heavy-duty vehicle lifting.

Stertil-Koni SKYLIFT

In the platform lift industry serving truck and bus fleets, the Stertil-Koni SKYLIFT has ushered in a significant revolution. Today, SKYLIFT is utilized by a broad range of satisfied customers around the world -- and it's no wonder. This revolutionary lift concept combines the best properties of traditional platform lifts with important new advantages.



Unique lifting system

The Stertil-Koni SKYLIFT provides a "clear floor" concept for the user and rises completely vertically when lifting. There is no base frame and no overhang, therefore SKYLIFT takes up less space than a parallelogram lift. In addition, due to the unique Y-shaped construction of the lift supports and base plates, the forces introduced into the foundation are minimal. This allows for a reduced foundation requirements. Furthermore, the unique construction allows easy access in and around the lift. There simply are no cross beams or columns to get in the way. This allows the mechanic to move freely under the platforms without any obstructions.

Revolutionary concept for heavy lifting



Economical and efficient

Thanks to its innovative construction design, utilizing the highest quality materials coupled with cutting edge technology, SKYLIFT provides high ROI with lower installation costs.

Superior ease of operation

The SKYLIFT's compact control box is user friendly thanks to its simple, intuitive operation. The control system is fitted with a self-diagnostic system with an error code readout as standard. In the event of power failure, the

lift can be lowered manually. An optional remote control allows precision operation and the best vantage point during lifting and lowering operations.



A customer-focused solution

Safety, ease of use, efficiency and sustainability comprise the main criteria in the design of SKYLIFT. The result is superior heavy duty lifting technology with a number of unique benefits.

Safety

Utilizing the precision engineered steel locking mechanism, SKYLIFT can be lowered into a locked position after raising only 3 5/8 inches. Furthermore, the lift is fitted with an automatic safeguard against overloading or uncontrolled descent.

Designed with the user in mind



Automatic synchronization of the lift supports

All lift supports are fitted with an individual height measuring system. As a result, the synchronization of the lift is continuously monitored and minor corrections are made when necessary. The reliable and robust hydraulic lifting system is designed to require virtually no maintenance.

Anti-slip plates

Special aluminum anti-slip plates are available, which can be installed on the platforms. In addition to their anti-slip benefits, these plates provide additional protection for the platforms.



Special solutions for special requirements

With the innovative SKYLIFT, Stertil-Koni can develop a superior customized solution for your application. SKYLIFT is available in various platform lengths, up to 48 feet. Do you need your platforms to be even longer? No problem! We can achieve lengths up to 100 feet

by installing one SKYLIFT in line with another in a tandem configuration. Now that's special.

Up to 100 feet long with a 156,000 lbs. lifting capacity

With a special synchronization set and a floor bridge section between the two lifts, it is possible to use two

Long, longer, longest...



SKYLIFTs as either two individual lifts or a single lift. In doing so, vehicle configurations of up to 100 feet in length and with a total weight of up to 156,000 lbs. can easily be lifted! The SKYLIFT is even flexible with regard to its width. During installation, the width between the platforms can be adjusted to your particular vehicles.

Extra flexibility with extensions

The platforms can be extended by mounting extensions on one or both ends of the platform. This option may be

ordered prior to initial delivery or retrofitted following installation.

Optional dimensions

The SKYLIFT is available in an extensive range of lifting capacities and platform lengths as standard (see back page). In addition, Stertil-Koni will be happy to look at developing a customized solution for you.



Highest safety



High degree of installation flexibility

Do you want your vehicle lift to be flush-mounted or surface-mounted? Each option is possible with SKYLIFT. You can take advantage of a generous maximum lifting height of 69 inches for any of the installation options, making SKYLIFT a comfortable

lift for even the tallest technicians. In addition, you can program the ideal lifting height yourself. For the flush-mounted SKYLIFT, automatic recess cover plates are available, which follow the lift up to fill the recesses left behind in the floor. These hot-dip galvanized covers are designed to withstand loads up to 3,300 lbs.



Weather and wash-resistant model

Do you want to be able to work outside or in a steam-cleaning bay? Stertil-Koni has the perfect solution in the form of the special Stertil-Koni wash bay SKYLIFT. This water-resistant model is supplied with fully hot-dip galvanized platforms, lift supports with an extremely resistant maritime coating and a watertight, lockable stainless steel control box.


LED lighting

Special Stertil-Koni LED lighting is available for SKYLIFT. These LED lamps consist of high output light engines coupled to a solid reflector tube. These lamps are virtually unbreakable and as bright as conventional fluorescent tubes.

Jacking beams

In order to lift the wheels of the vehicle from the platform,

A wide range of applications

A worker in a green protective suit and helmet is operating a vehicle lift in a garage. The lift is extended upwards, and the worker is standing on the platform. The background shows a tiled wall and a car being lifted.

we offer a range of air-hydraulic jacking beams in lifting capacities from 12 or 16 tons. A separate brochure is available for the jacking beams

Modular drive-on ramps

For surface-mounted SKYLIFT models, segmented ramps are provided on one end of the lift as standard. They are extremely easy to extend with extra segments

so that low-floor vehicles can drive onto the lift without any problems. The other end of the platforms are fitted with a mechanical end stop as standard. For flush-mounted SKYLIFT models, short transition plates are provided as standard. These plates also act as automatic wheel chocks.

Operational features

- Vertical lifting
- Programmable lifting height
- Error diagnosis system
- Possibility to have the vehicle lift lowered manually in the event of power failure

Options

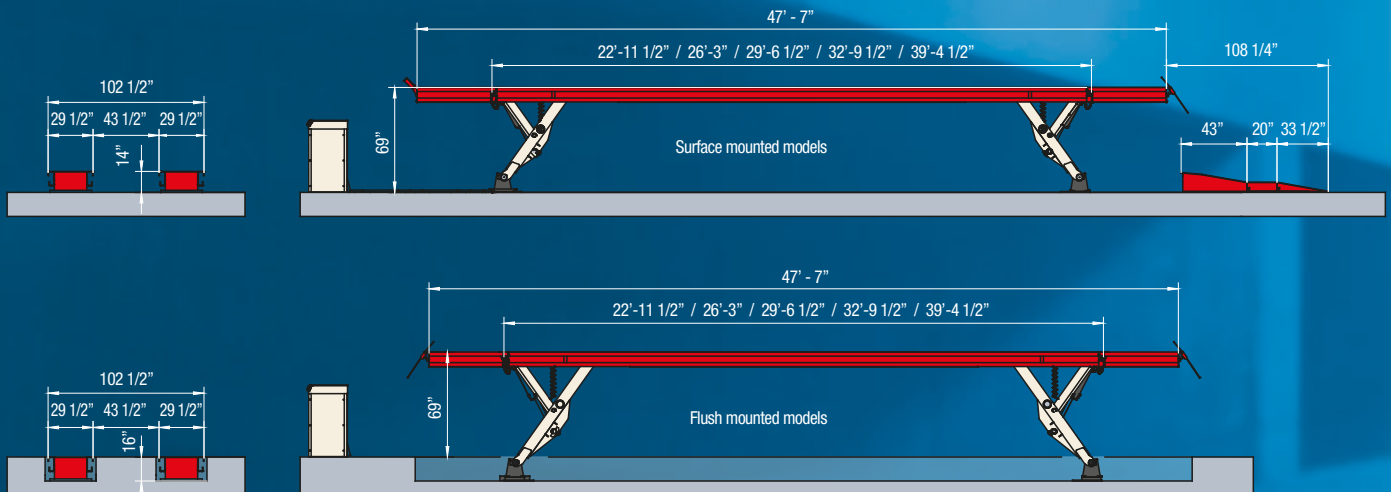
- Jacking beams available in 12 & 16 ton capacity
- Wash bay model
- Air supply set
- Two speed lowering
- Remote control with 33 foot cable
- LED lighting
- Anti-slip plates
- 49 1/4" long platform extensions
- Synchronization set for tandem configuration
- Recess cover plates for flush-mounted models

Maximum safety

- ANSI/ALI-ALCTV certified (United States of America)
- CSA certified (Canada)
- CE certified (Europe)
- Low-voltage control box
- Automatic protection against overloading
- Independent mechanical locking, beginning at 3 5/8 inches above floor level
- Microprocessor-controlled synchronization system

Specifications

Model	SKY200	SKY250
Lifting capacity	62,400 lbs.	78,000 lbs.
Lifting system	hydraulic	
Lifting height	69"	
Lifting time	90 sec	
Available platform lengths	23'-26'-30'-33'	26'-30'-33'-40'-48'
Motor capacity	18 HP	



* Flexible dimensions depend on the requirements of the customer

More information

For more or specific information about the Stertil-Koni SKYLIFT or one of our other quality products provided by Stertil-Koni, please feel free to get in contact with us. We will be happy to help you.



Stertil-Koni U.S.A. Inc.
 200 Log Canoe Circle
 Stevensville, Maryland 21666
 Tel. 410-643-9001
 Toll free 800-336-6637
 Fax 410-643-8901
 www.stertil-koni.com
 lifts@stertil-koni.com

Facebook: StertilKoniUSA Twitter: @StertilKoniUSA

a member of the Stertil Group