



2018

**JCB WHEEL LOADER
411 HT**




**JCB, Inc. North American
MACHINE PRICE LIST
in U.S. Dollars**

EFFECTIVE: JANUARY 01, 2018

ISSUE 1.0

**CHANGES TO SPECIFICATIONS AND/OR PRICES MAY OCCUR.
PLEASE REFER TO THE PRODUCT MANAGER FOR UPDATES**


	411 HT WHEEL LOADER	U.S. DOLLAR PRICE PAGES	F.O.B. SAVANNAH, GA	EFFECTIVE: JANUARY 01, 2018
---	----------------------------	----------------------------	------------------------	-----------------------------

STANDARD EQUIPMENT

GENERAL	Front and rear unitized mainframe modules with a componentized driveline. Frame mounted hydraulic and fuel tanks with convenient cleanout ports. Front fenders. Side panels and rear engine access with gas assisted struts. Articulation locking strut for transporting.
ENGINE	JCB EcoMax 4.4 L (269 CID) 4-cylinder turbo-charged, water-cooled, direct injection engine. 109 gross HP (Tier 4 Final), cyclonic air pre cleaner with scavenger system, single element air filter, spin-on filters, injection with water separator, variable speed cooling fan, wide core radiators, single faced cooling pack, thermostart assist and antifreeze to -33 degrees. Selective catalytic converter (SRS) after treatment.
TRANSMISSION	Fully automatic powershift transmission with torque converter. Four forward and three reverse gears with a speed inhibitor and modulation for smooth directional changes. Twist grip for manual gear selection with transmission kickdown button. Forward and reverse control switch on hydraulics control lever. Selectable transmission disconnect on brake pedal and hydraulics control lever. Transmission underbelly guard for added protection.
TIRES	Several types available, see section 2.
FRONT/REAR AXLE	Torque proportioning differentials with outboard planetaries. Optional limited slip differentials available for superior traction performance.
SERVICE BRAKES	Oil immersed and inboard mounted multi-disc design. Dual circuit design with accumulator backup to provide stopping ability in all conditions. Mechanical disc parking brake operating on the transmission output shaft.
ELECTRICS	24 volt, IP 67 water and dust resistant connectors with numerical coded wiring. 100 amp alternator with 2 heavy duty low maintenance batteries rated at 900 CCA. Battery disconnect switch located in battery compartment. Electrical circuit test button. Back-up Alarm.
INSTRUMENTS	Center mounted instrument panel with analog digital display gauges (speedometer, fuel, coolant temperature, transmission temperature, hydraulic temperature) and full color LCD screen providing selectable machine and operator menus. Screen also provides service diagnostic information. Parking brake "on" warning light.
CAB UNIT	SAE certified ROPS/FOPS fully enclosed pressurized cab with 68 dB(a) internal noise level (SAE J2105) Dual exterior side view heated mirrors, two interior rear view mirrors, headrest and sun visor. Fully adjustable cloth suspension seat with 3 inch seat belt and left hand armrest. Heater/defroster, windshield wiper/washer, radio provision with speakers. Lighting package includes two headlights, two front and two rear worklights, and cab mounted flashing beacon. Operator's manual. Roof mounted switch bank for accessory controls.
HYDRAULICS	Tandem gear pump providing an efficient responsive distribution of power with 32.4 GPM. Two spool loader circuit with accumulator backup. 3rd spool auxiliary hydraulic circuit as standard. Single control lever for lift and tilt functions. Priority steering valve for improved handling and safety and emergency steer back-up
LOADER	Parallel lift loader end with a general purpose bucket (see Options, Section 3). Four cylinder geometry for high torque and capacity. Two lift and two tilt cylinders. Return to dig and height kickout. Lift ram safety strut.
LIVELINK	3 year subscription allows for enhanced machine security, improved service monitoring, and modernized fleet control.
WARRANTY	3 Year full coverage warranty (please see the machine warranty certificate for details)

SECTIONS ARE ORGANIZED AS FOLLOWS:

- Section 1 - PACKAGE BUILDS**
- Section 2 - CUSTOM BUILD - NEW FACTORY BUILT ORDERS**
- Section 3 - OPTIONS - NEW FACTORY BUILT ORDERS**
- Section 4 - ATTACHMENTS - NEW FACTORY BUILT ORDERS**
- DEALER FIT - WHEEL LOADERS (LISTED SEPARATELY FOR ALL WHEEL LOADERS)**

	411 HT WHEEL LOADER	U.S. DOLLAR PRICE PAGES	F.O.B. SAVANNAH, GA	EFFECTIVE: JANUARY 01, 2018
---	----------------------------	----------------------------	------------------------	-----------------------------

SECTION 1 - PACKAGE BUILDS

Select one of the following machine PACKAGE BUILD codes, which include an Attachment.

Package build configurations cannot normally be changed. If a Package Build does not meet your requirements please order a machine using the Custom Build, Attachments & Options Sections following.

NOTE: Tires are subject to availability from manufacturers and, due to the current tire shortage; alternative options may be fitted to Package Builds. Notification will be given if an alternate tire is fitted.

SALES CODE	ITEM	411T(A) STD SPEC	411T(B) HIGH SPEC
411T	411 HT Base Machine (TIER 4 FINAL EMISSIONS COMPLIANT)	✓	✓
600A703	Michelin XTLA 15.5 R25 L2		✓
600A722	Goodyear SGL 15.5-25 12 PLY	✓	
600B019	Standard Full Cab Sliding / Tinted Glass	✓	
600B020	High Spec Full Cab - Sliding / Tinted Glass		✓
600C010	Full Cab Heater & Air Conditioning	✓	
600C011	Full Cab Climate Control - ATC		✓
600D356	25 MPH LSD Axles, Mechanical Park Brake, Full Fender Coverage	✓	
600D357	25 MPH LSD Axles, Electrical park brake, Full fender Coverage		✓
600E136	Standard Height Arm, 3 Spool Joystick Controls, Parallel Lift	✓	
600F251	Language pack: North American	✓	
600G019	Front Light Guards - Box Protection	✓	
600H006	Smooth Ride System		✓
600H010	Hydraulic Reversing Fan		✓
600J350	GP Bucket - 1.4cum/1.8cuyd shovel, with toeplate		✓
600J579	Industrial Quick Hitch, 3 Spool HYD Raulics - 3/4" Aux Pipework + Hoses	✓	
600R018	Mid Spec worklights - 4 front, 2 rear, 2 on counterweight, halogen		✓

SUGGESTED LIST PRICE \$149,937 \$159,078

	411 HT WHEEL LOADER	U.S. DOLLAR PRICE PAGES	F.O.B. SAVANNAH, GA	EFFECTIVE: JANUARY 01, 2018
---	----------------------------	----------------------------	------------------------	-----------------------------

SECTION 2 - NEW CUSTOM FACTORY BUILT ORDERS:

If a Package Build machine from Section 1 will not meet your requirements, please order a machine by selecting one code


SALES CODE		U.S. LIST
BASE MACHIN		
411T	411 HT Base Machine (TIER 4 FINAL EMISSIONS COMPLIANT)	\$104,945
TIRES INCLUDING RIMS		
600A702	Michelin XHA 15.5 R25 L3	\$9,038
600A703	Michelin XTLA 15.5 R25 L2	\$8,244
600A705	Michelin X Snoplus 17.5R25 L2	\$13,189
600A706	Michelin XHA 17.5 R25 L3	\$10,886
600A722	Goodyear SGL 15.5-25 12 PLY	\$6,298
600A723	Goodyear SGL 15.5-25 16 PLY	\$8,102
OPERATORS AREA		
600B019	Standard Full Cab Sliding / Tinted Glass	\$4,400
600B020	High Spec Full Cab - Sliding / Tinted Glass	\$7,218
CAB CONDITIONING SYSTEMS		
600C010	Full Cab Heater & Air Conditioning	\$4,714
600C011	Full Cab Climate Control - ATC	\$5,517
TRANSMISSION AND AXLES		
600D348	25 MPH Standard Axles, Mechanical Park Brake, Full Fender Coverage	\$10,848
600D356	25 MPH LSD Axles, Mechanical Park Brake, Full Fender Coverage	\$13,971
600D357	25 MPH LSD Axles, Electrical park brake, Full fender Coverage	\$15,149
LOADER ARMS & AUXILIARY HYDRAULIC		
600E135	Standard Height Arm, 3 Spool Multilever Controls, Parallel Lift	\$1,739
600E136	Standard Height Arm, 3 Spool Joystick Controls, Parallel Lift	\$1,663
600E137	Standard Height Arm, 4 Spool Multilever Controls, Parallel Lift	\$2,401
600E138	Standard Height Arm, 4 Spool Joystick Controls, Parallel Lift	\$2,296
MANUALS		
600F207	Operators Handbook and Manual Pack, English	\$0

	411 HT WHEEL LOADER	U.S. DOLLAR PRICE PAGES	F.O.B. SAVANNAH, GA	EFFECTIVE: JANUARY 01, 2018
---	----------------------------	----------------------------	------------------------	-----------------------------

SECTION 3 - OPTIONS - NEW FACTORY BUILT ORDERS:

Select Optional Equipment as desired within limitations if indicated.

SALES CODE	ITEM	U.S. LIST
OPERATOR AND CAB OPTIONS		
600H041	Electric in-cab coolbox	\$629
600R001	Carbon Filter - Cab Air Intake	\$177
600R018	Mid Spec Work Lights - 4 Front 4 Rear - Halogen	\$352
600R019	High Spec Work Lights - 4 Front 4 Rear - LED	\$2,238
600R020	360 Degree Worklights - 6 Front 6 Rear - LED	\$3,213
600R042	Hi-vis seatbelt - 2 inch only. Orange	\$119
600R034	Deluxe Seat - 3" Seatbelt	\$685
600R035	Super Deluxe Seat - 3" Seatbelt	\$1,240
MACHINE PROTECTION OPTIONS		
600G003	Fuel hose guard	\$115
600G005	Front Screen Guard	\$2,244
600G006	Rear light guards	\$540
600G007	Front Light Guards	\$143
600G019	Front Light Guards - Box Protection	\$111
HYDRAULIC AND OTHER MACHINE OPTIONS		
600H006	Smooth Ride System	\$4,504
600H010	Hydraulic Reversing Fan	\$2,156
600H023	Auto grease system	\$6,283
600H025	ARV Kit - 3 Spool	\$445
600H026	ARV Kit - 4 Spool	\$893
600J019	Quickhitch ready - 3 spool hydraulics	\$1,843
600J020	Quickhitch ready - 4 spool hydraulics	\$1,843
600J579	Industrial Quick Hitch, 3 Spool HYD Raulics - 3/4" Aux Pipework + Hoses	\$3,667
600P006	Transmission Cooler Bypass	\$850
600R030	Smart Reverse Alarm - 112DB	\$250

	411 HT WHEEL LOADER	U.S. DOLLAR PRICE PAGES	F.O.B. SAVANNAH, GA	EFFECTIVE: JANUARY 01, 2018
---	----------------------------	----------------------------	------------------------	-----------------------------

SECTION 4 - ATTACHMENTS - NEW FACTORY BUILT ORDERS:

Select Attachments as desired within limitations if indicated.

SALES CODE	ITEM	U.S. LIST
JCB QUICKHITCH LOADER BUCKETS - ENSURE QUICK HITCH IS ORDERED		
600J347	Quick Hitch Mounted 1.6 Cu Yd Shovel with Toeplate	\$4,868
600J350	Quick Hitch Mounted 1.8 Cu Yd Shovel with Toeplate	\$5,665
JCB DIRECT MOUNTED LOADER BUCKETS (NOT for use with Quickhitch)		
600H344	Pin Mounted 1.6 cu Yd Shovel, with Toeplate	\$4,868
600H347	Pin Mounted 1.8 cu Yd Shovel, with Toeplate	\$5,665
OTHER ATTACHMENTS, QUICKHITCH TYPE		
600J343	Pallet Forks & Carrier 47" Tine Length. 79" Carriage Width	\$5,927



2018

**JCB WHEEL LOADER
417 HT**




**JCB, Inc. North American
MACHINE PRICE LIST
in U.S. Dollars**

EFFECTIVE: JANUARY 01, 2018

ISSUE 1.0

**CHANGES TO SPECIFICATIONS AND/OR PRICES MAY OCCUR.
PLEASE REFER TO THE PRODUCT MANAGER FOR UPDATES**


	417 HT WHEEL LOADER	U.S. DOLLAR PRICE PAGES	F.O.B. SAVANNAH, GA	EFFECTIVE: JANUARY 01, 2018
---	----------------------------	----------------------------	------------------------	-----------------------------

STANDARD EQUIPMENT

GENERAL	Front and rear unitized mainframe modules with a componentized driveline. Frame mounted hydraulic and fuel tanks with convenient cleanout ports. Front and rear fenders with coverage that accommodate all tire options. One piece rear hood with gas assisted struts provides excellent service access to engine. Articulation locking strut for transportation.
ENGINE	JCB EcoMax 4.4 L (269 CID) 4-cylinder turbo-charged, water-cooled, direct injection engine. 125 gross HP (Tier4F), cyclonic air pre cleaner with scavenger system, single element air filter, spin-on filters, injection with water separator, variable speed cooling fan, wide core radiators, single faced cooling pack, thermostart assist and antifreeze to -33 degrees. Selective catalytic converter (SCR) after treatment
TRANSMISSION	Full powershift automatic transmission with torque converter. Four forward and three reverse gears with a speed inhibitor and modulation for smooth directional changes. Twist grip for manual gear selection with transmission kickdown button. Forward and reverse control switch on hydraulics control lever. Selectable transmission disconnect on brake pedal and hydraulics control lever. Transmission underbelly guard for added protection.
TIRES	Several types available, see section 2.
FRONT/REAR AXLE	Torque proportioning differentials with outboard planetaries. Optional limited slip differentials available for superior traction performance.
SERVICE BRAKES	Oil immersed and inboard mounted multi-disc design. Dual circuit design with accumulator backup to provide stopping ability in all conditions. Mechanical disc parking brake operating on the transmission output shaft.
ELECTRICS	24 volt, IP 67 water and dust resistant connectors with numerical coded wiring. 100 amp alternator with 2 heavy duty low maintenance batteries rated at 900 CCA. Battery disconnect switch located at cab steps. Electrical circuit test button. Back-up Alarm.
INSTRUMENTS	Audible and visual engine and powertrain warning system with front mounted instrument panel including speedometer, hourmeter, fuel gauge, coolant temperature gauge, transmission temperature gauge, clock and auto emergency engine shut-down system. Parking brake "on" warning light & audible alarm.
CAB UNIT	SAE certified ROPS/FOPS fully enclosed pressurized cab with 68 dB(a) internal noise level (SAE J2105) Dual exterior side view heated mirrors, two interior rear view mirror, headrest and sun visor. Fully adjustable cloth suspension seat with 3 inch seat belt and left hand armrest. Heater/defroster, windshield wiper/washer, radio provision with speakers. Lighting package includes two headlights, two front and two rear worklights, two tail lights, reverse light, turn signals and cab mounted flashing beacon. Operator's manual. Roof mounted switch bank for accessory controls.
HYDRAULICS	Variable displacement piston pump providing an efficient distribution of power with 41 GPM. Load sensing hydraulics. Two spool loader circuit with accumulator backup. Standard 3rd spool auxiliary hydraulic circuit. Single control lever for lift and tilt functions. Priority steering valve for improved handling and safety. Electrically driven emergency steer pump.
LOADER	Parallel lift loader end with a general purpose bucket (see Options, Section 3). Four cylinder geometry for high torque and capacity. Two lift and two tilt cylinders. Return to dig and height kickout. Lift cylinder safety strut.
LIVELINK	3 year subscription allows for enhanced machine security, improved service monitoring, and modernized fleet control.
WARRANTY	3 Year full coverage warranty (please see the machine warranty certificate for details)

SECTIONS ARE ORGANIZED AS FOLLOWS:

- Section 1 - PACKAGE BUILDS**
- Section 2 - CUSTOM BUILD - NEW FACTORY BUILT ORDERS**
- Section 3 - OPTIONS - NEW FACTORY BUILT ORDERS**
- Section 4 - ATTACHMENTS - NEW FACTORY BUILT ORDERS**
- DEALER FIT - WHEEL LOADERS (LISTED SEPARATELY FOR ALL WHEEL LOADERS)**

	417 HT WHEEL LOADER	U.S. DOLLAR PRICE PAGES	F.O.B. SAVANNAH, GA	EFFECTIVE: JANUARY 01, 2018
---	----------------------------	----------------------------	------------------------	-----------------------------

SECTION 1 - PACKAGE BUILDS

Select one of the following machine PACKAGE BUILD codes, which include an Attachment.

Package build configurations cannot normally be changed. If a Package Build does not meet your requirements please order a machine using the Custom Build, Attachments & Options Sections following.

NOTE: Tires are subject to availability from manufacturers and, due to the current tire shortage; alternative options may be fitted to Package Builds. Notification will be given if an alternate tire is fitted.
 *JCB BRANDED RADIAL FITTED TO PACKAGE BUILDS

SALES		411T(A)	411T(B)
CODE	ITEM	STD SPEC	HIGH SPEC
417T	417 HT Base Machine (TIER 4 FINAL EMISSIONS COMPLIANT)	✓	✓
600A711	Michelin XTLA 17.5 R25 L2		✓
600A724	Goodyear SGL 17.5-25 12 PLY	✓	
600B019	Standard Full Cab Sliding / Tinted Glass	✓	
600B020	High Spec Full Cab - Sliding / Tinted Glass		✓
600C018	Full Cab Heater & Air Conditioning	✓	
600C019	Full Cab Climate Control - ATC		✓
600D461	25 MPH LSD Axles, Mechanical Park Brake, Full Fender Coverage	✓	
600D462	25 MPH LSD Axles, Electric Park Brake, Full Fender Coverage		✓
600E160	Standard Height Arm, 3 Spool Joystick Controls, Parallel Lift	✓	✓
600F207	Operators Handbook and Manual Pack, English	✓	✓
600G019	Front Light Guards - Box Protection	✓	
600H006	Smooth Ride System	✓	✓
600H012	Hydraulic Reversing Fan		✓
600J368	Quick Hitch Mounted 2.1 Cu Yd Shovel with Toeplate	✓	✓
600J582	Industrial Quick Hitch for Standard and High Lift Arms with 0.75" Aux Pipework and Hoses	✓	✓
600R018	Mid Spec worklights - 4 front, 2 rear, 2 on counterweight, halogen		✓

SUGGESTED LIST PRICE


\$162,649	\$172,792
------------------	------------------

	417 HT WHEEL LOADER	U.S. DOLLAR PRICE PAGES	F.O.B. SAVANNAH, GA	EFFECTIVE: JANUARY 01, 2018
---	----------------------------	----------------------------	------------------------	-----------------------------

SECTION 2 - NEW CUSTOM FACTORY BUILT ORDERS:

If a Package Build machine from Section 1 will not meet your requirements, please order a machine by selecting one code from each E (Essential) category below. Select Options and/or Attachments from Section 3 or 4.


SALES CODE	ITEM	U.S. LIST
BASE MACHINE		
417T	417 HT Base Machine (TIER 4 FINAL EMISSIONS COMPLIANT)	\$114,316
TIRES INCLUDING RIMS		
600A710	Michelin XHA 17.5 R25 L3	\$12,472
600A711	Michelin XTLA 17.5 R25 L2	\$10,886
600A712	Michelin X Snoplus 17.5R25 L2	\$12,374
600A720	Michelin XLD 550/65R25 L3	\$17,089
600A724	Goodyear SGL 17.5-25 12 PLY	\$7,651
600A725	Goodyear HRL 17.5-25 16 PLY	\$9,593
600A730	SG Revolution DWL 17.5-25 Semi Solid Tires	\$21,875
600A735	JCB Earthmover 17.5 R25 L3	\$13,206
600A736	JCB Sitemaster 17.5-25 L3	\$10,647
OPERATORS AREA		
600B019	Standard Full Cab Sliding / Tinted Glass	\$4,400
600B020	High Spec Full Cab - Sliding / Tinted Glass	\$7,218
CAB CONDITIONING SYSTEMS		
600C018	Full Cab Heater & Air Conditioning	\$4,691
600C019	Full Cab Climate Control - ATC	\$5,489
TRANSMISSION AND AXLES		
600D459	25 MPH Standard Axles, Mechanical Park Brake, Full Fender Coverage	\$11,227
600D461	25 MPH LSD Axles, Mechanical Park Brake, Full Fender Coverage	\$14,463
600D462	25 MPH LSD Axles, Electric Park Brake, Full Fender Coverage	\$15,358
LOADER ARMS & AUXILIARY HYDRAULICS		
600E159	Standard Height Arm, 3 Spool Multilever Controls, Parallel Lift	\$1,790
600E160	Standard Height Arm, 3 Spool Joystick Controls, Parallel Lift	\$1,790
600E167	High Lift Arm, 3 Spool Multilever Controls, Parallel Lift	\$8,308
600E168	High Lift Arm, 3 Spool Joystick Controls, Parallel Lift	\$8,308
600E170	High Lift Arm, 4 Spool Joystick Controls, Parallel Lift	\$9,496
600E175	Super High Lift Arm, 3 Spool Multilever Controls, Parallel Lift	\$9,924
600E176	Super High Lift Arm, 3 Spool Joystick Controls, Parallel Lift	\$9,924
MANUALS		
600F207	Operators Handbook and Manual Pack, English	\$0

	417 HT WHEEL LOADER	U.S. DOLLAR PRICE PAGES	F.O.B. SAVANNAH, GA	EFFECTIVE: JANUARY 01, 2018
---	----------------------------	----------------------------	------------------------	-----------------------------

SECTION 3 - OPTIONS - NEW FACTORY BUILT ORDERS:

Select Optional Equipment as desired within limitations if indicated.

SALES CODE	ITEM	U.S. LIST
OPERATOR AND CAB OPTIONS		
600H041	Electric in-cab coolbox	\$629
600R001	Carbon Filter - Cab Air Intake	\$177
600R018	Mid Spec Work Lights - 4 Front 4 Rear - Halogen	\$352
600R019	High Spec Work Lights - 4 Front 4 Rear - LED	\$2,238
600R020	360 Degree Worklights - 6 Front 6 Rear - LED	\$3,213
600R030	Smart Reverse Alarm - 112DB	\$250
600R034	Deluxe Seat - 3" Seatbelt	\$685
600R035	Super Deluxe Seat - 3" Seatbelt	\$1,240
600R042	Hi-vis seatbelt - 2 inch only. Orange	\$119
MACHINE PROTECTION OPTIONS		
600G003	Fuel hose guard	\$115
600G005	Front Screen Guard	\$2,244
600G006	Rear light guards	\$540
600G007	Front Light Guards	\$143
600G019	Front Light Guards - Box Protection	\$111
HYDRAULIC AND OTHER MACHINE OPTIONS		
600H006	Smooth Ride System	\$4,504
600H012	Hydraulic Reversing Fan	\$2,156
600H020	Autogreasing system - Compatible with standard wheels and tires for high lift	\$6,283
600H021	Autogreasing system - Compatible with large wheels and tires for high lift	\$6,283
600H023	Auto grease system	\$6,283
600H027	ARV Kit - 3 Spool	\$445
600H028	ARV Kit - 4 Spool	\$893
600J023	Quickhitch ready - For standard and high lift arms	\$1,843
600J024	Quickhitch ready - For super high lift arms	\$1,843
600J582	Industrial Quick Hitch for Standard and High Lift Arms with 0.75" Aux Pipework and Hoses	\$4,776
600J583	Industrial Quick Hitch for Super and High Lift Arms with 0.75" Aux Pipework and Hoses	\$4,776
600P006	Transmission Cooler Bypass	\$850
600T035	Non-parallel linkage kit - Provides best material retention for free flowing materials	\$1,004

	417 HT WHEEL LOADER	U.S. DOLLAR PRICE PAGES	F.O.B. SAVANNAH, GA	EFFECTIVE: JANUARY 01, 2018
---	----------------------------	----------------------------	------------------------	-----------------------------

SECTION 4 - ATTACHMENTS - NEW FACTORY BUILT ORDERS:

Select Attachments as desired within limitations if indicated.

SALES CODE	ITEM	U.S. LIST
JCB QUICKHITCH LOADER BUCKETS - ENSURE QUICK HITCH IS ORDERED		
600J347	Quick Hitch Mounted 1.6 Cu Yd Shovel with Toeplate	\$5,927
600J350	Quick Hitch Mounted 1.8 Cu Yd Shovel with Toeplate	\$4,868
600J368	Quick Hitch Mounted 2.1 Cu Yd Shovel with Toeplate	\$5,665
JCB DIRECT MOUNTED LOADER BUCKETS (NOT FOR USE WITH QUICKHITCH)		
600H344	Pin Mounted 1.6 cu Yd Shovel, with Toeplate	\$4,868
600H347	Pin Mounted 1.8 cu Yd Shovel, with Toeplate	\$5,665
600H350	Pin Mounted 2.1 cu Yd Shovel, with Toeplate	\$6,127
OTHER ATTACHMENTS, QUICKHITCH TYPE		
600J343	Pallet Forks & Carrier 47" Tine Length. 79" Carriage Width	\$5,927



2018

JCB WHEEL LOADER 427 HT




JCB, Inc. North American MACHINE PRICE LIST in U.S. Dollars

EFFECTIVE: JANUARY 01, 2018

ISSUE 1.0


**CHANGES TO SPECIFICATIONS AND/OR PRICES MAY OCCUR.
PLEASE REFER TO THE PRODUCT MANAGER FOR UPDATES**

	427 HT WHEEL LOADER	U.S. DOLLAR PRICE PAGES	F.O.B. SAVANNAH, GA	EFFECTIVE: JANUARY 01, 2018
---	----------------------------	----------------------------	------------------------	-----------------------------

STANDARD EQUIPMENT

GENERAL	Front and rear unitized mainframe modules with a componentized driveline. Frame mounted hydraulic and fuel tanks with convenient cleanout ports. Front fenders. Side panels and rear engine access electrically assisted struts. Articulation locking strut for transporting
ENGINE	6.7 L (409 CID) 6-cylinder, 179 Gross HP Cummins QSB diesel, T4 Final, variable geometry turbocharger, diesel oxidation catalyst, exhaust gas recirculation, air scavenge system, low idle feature dual element air cleaner, spin-on filters, water separator, thermostart assist and antifreeze to -33 degrees.
TRANSMISSION	Full powershift automatic transmission with torque converter. Four forward and three reverse gears with a speed inhibitor and modulation for smooth directional changes. Twist grip for manual gearselection with transmission kickdown button. Forward and control lever. Selectable transmission disconnect on brake pedal and hydraulics control lever.reverse control switch on hydraulics. Transmission underbelly guard for added protection
TIRES	Several types available, see section 2.
FRONT/REAR AXLE	Standard limited slip differentials for superior traction performance. Optional open differentials with automatic differential locking. All axle types include sinter-lined pads to provide increased resistance to heat and wear with the multi-disc brake system.
SERVICE BRAKES	Oil immersed hub mounted multi-disc design. Dual circuit design with accumulator backup to provide stopping ability in all conditions. Mechanical disc parking brake operating on the transmission output shaft.
ELECTRICS	24 volt, IP 67 water and dust resistant connectors with numerical coded wiring. 120 amp alternator with 2 heavy duty low maintenance batteries rated at 900 CCA. Battery disconnect switch located in battery compartment. Electrical circuit test button. Back-up Alarm.
INSTRUMENTS	Audible and visual engine and powertrain warning system with front mounted instrument panel including speedometer, hourmeter, fuel gauge, coolant temperature gauge, transmission temperature gauge, clock and automatic emergency engine shut-down system. Parking brake "on" warning light.
CAB UNIT	SAE certified ROPS/FOPS fully enclosed pressurized cab with 68 dB(a) internal noise level (SAE J2105) Dual heated exterior side view mirrors, two interior rear view mirrors, headrest sun visor. Fully adjustable cloth suspension seat with 3 inch seat belt and left, two headlights, two front worklights, two tail lights, turn signals and cab mounted flashing beacon.Heater/defroster, windshield wiper/washer, radio provision with speakers. Lighting package includes hand armrest.
HYDRAULICS	Twin variable displacement piston pumps feed a "load sensing" system, providing an efficient and responsive distribution of power. Two spool loader circuit with accumulator backup. 3rd spool auxiliary hydraulic circuit as standard. Single control lever for lift and tilt functions. Priority steering valve for improved handling and safety and an electric emergency steering pump..
LOADER	Parallel lift loader end with a general purpose bucket (see Options, Section 3). Four cylinder geometry for high torque and capacity. Two lift and two tilt cylinders. Return to dig and height kickout. Lift ram safety strut.
LIVELINK	3 year subscription allows for enhanced machine security, improved service monitoring, and modernized fleet control.
WARRANTY	3 Year full coverage warranty (please see the machine warranty certificate for details)

SECTIONS ARE ORGANIZED AS FOLLOWS:
Section 1 - PACKAGE BUILDS
Section 2 - CUSTOM BUILD - NEW FACTORY BUILT ORDERS
Section 3 - OPTIONS - NEW FACTORY BUILT ORDERS
Section 4 - ATTACHMENTS - NEW FACTORY BUILT ORDERS
DEALER FIT - WHEEL LOADERS (LISTED SEPARATELY FOR ALL WHEEL LOADERS)

	427 HT WHEEL LOADER	U.S. DOLLAR	PRICE PAGES	F.O.B. SAVANNAH, GA	EFFECTIVE: JANUARY 01, 2018
---	----------------------------	-------------	-------------	------------------------	-----------------------------

SECTION 1 - PACKAGE BUILDS


Select one of the following machine PACKAGE BUILD codes, which include an Attachment.

Package build configurations cannot normally be changed. If a Package Build does not meet your requirements please order a machine using the Custom Build, Attachments & Options Sections following.

NOTE: Tires are subject to availability from manufacturers and, due to the current tire shortage; alternative options may be fitted to Package Builds. Notification will be given if an alternate tire is fitted.

SALES CODE	ITEM	427T(A) STD SPEC	427T(B) HIGH SPEC
427T	427 HT Base Machine (TIER 4 FINAL EMISSIONS COMPLIANT)	✓	✓
600A683	JCB Earthmover Radial 20.5 R25 L3 Machine Width: 102.3"	✓	✓
600B015	Standard Cab, ROPS/FOPS - Sliding/Tinted Glass, Fabric Suspension Seat	✓	
600B016	High Spec Cab, ROPS/FOPS - Sliding/Tinted Glass, Fabric Suspension Seat, Reverse Cam		✓
600C006	Full Cab Heater & Air Conditioning	✓	
600C007	Full Cab Climate Control		✓
600D149	Limited Slip Axles, 4 Speed, 20.5, Half Rear	✓	
600D192	Limited Slip Axles, SINT, HD, 4 Speed, 20.5, Full Rear		✓
600E064	4 Speed, Standard Height Loader Arm, 3 Spool Joystick Hydraulics, Parallel Lift	✓	✓
600F056	Operators Handbook and Manual Pack, English	✓	✓
600J005	Industrial Quickhitch With Pin Isolator Valve. 427HT and 437HT Std Arms	✓	✓
600J362	GP Bucket - 3.1 cu.yd. w/ Bolt-on Cutting Edge - Quickhitch Mount	✓	✓
600R014	Additional Worklights - cab mounted (6 Front, 2 Rear on Cab and 2 Rear on Hood)		✓
600T010	Swing Out Reverse Fan		✓
600T301	Smooth Ride System	✓	✓


SUGGESTED LIST PRICE **\$181,444** **\$188,912**

	427 HT WHEEL LOADER	U.S. DOLLAR PRICE PAGES	F.O.B. SAVANNAH, GA	EFFECTIVE: JANUARY 01, 2018
---	----------------------------	----------------------------	------------------------	-----------------------------

SECTION 2 - NEW CUSTOM FACTORY BUILT ORDERS:

If a Package Build machine from Section 1 will not meet your requirements, please order a machine by selecting one code from each E (Essential) category below. Select Options and/or Attachments from Section 3 or 4.


SALES CODE	ITEM	U.S. LIST
BASE MACHINE		
427T	427 HT Base Machine (TIER 4 FINAL EMISSIONS COMPLIANT)	\$140,363
TIRES INCLUDING RIMS		
600A651	Michelin XTLA 20.5 R25 L2 Machine Width: 97.7"	\$9,624
600A652	Michelin XHA 20.5 R25 L3 Machine Width: 97.7"	\$11,530
600A654	Michelin XMINED2 20.5 R25 L5 Machine Width: 97.7"	\$18,282
600A656	Michelin XSNOPPLUS 20.5 R25 L2 Machine Width: 97.7"	\$11,580
600A671	Goodyears HRL 20.5-25 L3 Cross Ply. 16 Ply	\$8,758
600A674	Goodyear SGL 20.5-25 12 PR L2 Machine Width: 97.7"	\$8,273
600A681	JCB Sitemaster 20.5-25 L3 Cross Ply. 16 Ply	\$6,283
600A683	JCB Earthmover Radial 20.5 R25 L3 Machine Width: 102.3"	\$7,794
600A685	SG Revolution SE 20.5R25: Solid Cushion Tires (Aggressive Tread)	\$19,245
600A686	SG Revolution S2 C2 DWL 20.5R25: Solid Cushion Tires (Smooth Tread)	\$17,674
600A701	Michelin XLD 650/65R25 L3	\$14,135
OPERATORS AREA		
600B015	Standard Cab, ROPS/FOPS - Sliding/Tinted Glass, Fabric Suspension Seat	\$3,752
600B016	High Spec Cab, ROPS/FOPS - Sliding/Tinted Glass, Fabric Suspension Seat, Reverse Cam	\$6,153
CAB CONDITIONING SYSTEMS		
600C006	Full Cab Heater & Air Conditioning	\$2,980
600C007	Full Cab Climate Control	\$3,829
600C009	Full Cab Climate Control - Epoxy Coated	\$4,219
TRANSMISSION AND AXLES		
600D067	Std Axles, 4 Speed, 20.5, Half Rear	\$8,266
600D109	Std Axles, SINT, HD, 4 Speed, 20.5, Half Rear	\$8,812
600D110	Std Axles, SINT, HD, 4 Speed, 20.5, Full Rear	\$9,280
600D111	Std Axles, SINT, HD, 4 Speed, 620 Full Rear	\$9,280
600D120	Std Axles, SINT, HD, 5 Speed LUC2-5, 20.5, Full Rear	\$9,280
600D121	Std Axles, SINT, HD, 5 Speed LUC2-5, 620 Full Rear	\$9,280
600D149	Limited Slip Axles, 4 Speed, 20.5, Half Rear	\$8,685
600D150	Limited Slip Axles, 4 Speed, 20.5, Full Rear	\$9,153
600D170	Limited Slip Axles, SINT, 4 Speed, 20.5, Full Rear	\$11,620
600D191	Limited Slip Axles, SINT, HD, 4 Speed, 20.5, Half Rear	\$11,152
600D192	Limited Slip Axles, SINT, HD, 4 Speed, 20.5, Full Rear	\$11,620
600D193	Limited Slip Axles, SINT, HD, 4 Speed, 620 Full Rear	\$11,620
600D202	Limited Slip Axles, SINT, HD, 5 Speed LUC2-5, 20.5, Full Rear	\$18,262
600D203	Limited Slip Axles, SINT, HD, 5 Speed LUC2-5, 620 Full Rear	\$18,262
600D232	Auto Lock Front Axle, Std Rear, SINT, HD, 4 Speed 20.5, Full Rear	\$12,712
600D233	Auto Lock Front Axle, Std Rear, SINT, HD, 4 Speed, 620 Full Rear	\$12,712
600D474	Auto Lock Front Axle, Std Rear, SINT, HD, 5 Speed LUC2-5, 20.5, Half Rear	\$16,660
600D475	Auto Lock Front Axle, Std Rear, SINT, HD, 5 Speed LUC2-5, 20.5, Full Rear	\$17,444
LOADER ARMS & AUXILIARY HYDRAULICS		
600E064	4 Speed, Standard Height Loader Arm, 3 Spool Joystick Hydraulics, Parallel Lift	\$2,349
600E065	4 Speed, Standard Height Loader Arm, 3 Spool Multi Lever Hydraulics, Parallel Lift	\$2,349
600E066	4 Speed, Standard Height Loader Arm, 4 Spool Joystick Hydraulics, Parallel Lift	\$2,751
600E067	4 Speed, Standard Height Loader Arm, 4 Spool Multi Lever Hydraulics, Parallel Lift	\$2,751
600E068	4 Speed, High Lift Loader Arm, 3 Spool Joystick Hydraulics, Parallel Lift	\$4,189
600E069	4 Speed, High Lift Loader Arm, 3 Spool Multi Lever Hydraulics, Parallel Lift	\$4,189
600E070	4 Speed, High Lift Loader Arm, 4 Spool Joystick Hydraulics, Parallel Lift	\$4,590
600E071	4 Speed, High Lift Loader Arm, 4 Spool Multi Lever Hydraulics, Parallel Lift	\$4,590
600E088	5 Speed, Standard Height Loader Arm, 3 Spool Joystick Hydraulics, Parallel Lift	\$2,349
600E089	5 Speed, Standard Height Loader Arm, 3 Spool Multi Lever Hydraulics, Parallel Lift	\$2,349
600E090	5 Speed, Standard Height Loader Arm, 4 Spool Joystick Hydraulics, Parallel Lift	\$2,751
600E091	5 Speed, Standard Height Loader Arm, 4 Spool Multi Lever Hydraulics, Parallel Lift	\$2,751
600E092	5 Speed, High Lift Loader Arm, 3 Spool Joystick Hydraulics, Parallel Lift	\$4,189
600E093	5 Speed, High Lift Loader Arm, 3 Spool Multi Lever Hydraulics, Parallel Lift	\$4,189
600E094	5 Speed, High Lift Loader Arm, 4 Spool Joystick Hydraulics, Parallel Lift	\$4,590
600E095	5 Speed, High Lift Loader Arm, 4 Spool Multi Lever Hydraulics, Parallel Lift	\$4,590
MANUALS		
600F056	Operators Handbook and Manual Pack, English	\$0
600F060	Operators Handbook and Manual Pack, French	\$0

	<p align="center">427 HT WHEEL LOADER</p>	<p align="center">U.S. DOLLAR PRICE PAGES</p>	<p align="center">F.O.B. SAVANNAH, GA</p>	<p align="center">EFFECTIVE: JANUARY 01, 2018</p>
---	--	---	---	---

SECTION 4 - ATTACHMENTS - NEW FACTORY BUILT ORDERS:

Select Attachments as desired within limitations if indicated.

SALES CODE	ITEM	U.S. LIST
JCB QUICKHITCH LOADER BUCKETS - ENSURE QUICK HITCH IS ORDERED		
600J360	GP Bucket - 2.5 cu.yd. w/ Bolt-on Cutting Edge - Quickhitch Mount	\$5,468
600J361	GP Bucket - 2.7 cu.yd. w/ Bolt-on Cutting Edge - Quickhitch Mount	\$5,875
600J362	GP Bucket - 3.1 cu.yd. w/ Bolt-on Cutting Edge - Quickhitch Mount	\$6,814
600J366	GP Bucket - 3.5 cu.yd. w/ Bolt-on Cutting Edge - Quickhitch Mount	\$7,484
JCB DIRECT MOUNTED LOADER BUCKETS (NOT FOR USE WITH QUICKHITCH)		
600H359	GP Bucket - 2.5 cu.yd. w/ Bolt-on Cutting Edge	\$5,469
600H360	GP Bucket - 2.7 cu.yd. w/ Bolt-on Cutting Edge	\$5,469
600H361	GP Bucket - 3.1 cu.yd. w/ Bolt-on Cutting Edge	\$5,851
600H362	GP Bucket - 3.5 cu.yd. w/ Bolt-on Cutting Edge	\$6,807
OTHER ATTACHMENTS, QUICKHITCH TYPE		
600J406	Pallet Forks and Carrier, 78" (2000 mm) wide	\$2,616
600J412	Fork and Frame 59" (1500 mm) Wide w/ Parallel Lift	\$5,053

	427 HT WHEEL LOADER	U.S. DOLLAR PRICE PAGES	F.O.B. SAVANNAH, GA	EFFECTIVE: JANUARY 01, 2018
---	----------------------------	----------------------------	------------------------	--------------------------------

SECTION 3 - OPTIONS - NEW FACTORY BUILT ORDERS:

Select Optional Equipment as desired within limitations if indicated.

SALES CODE	ITEM	U.S. LIST
OPERATOR AND CAB OPTIONS		
600R026	In Cab Floor Carpet	\$471
600R027	In Cab Cool Box	\$629
600R028	360 Degree work lights (All LED) 6 front, 6 rear, 2 in grill	\$2,573
600R042	Hi-vis seatbelt - 2 inch only. Orange	\$119
600R001	Carbon Filter - Cab Air Intake	\$177
600R005	Deluxe Fabric Seat - 3" Seatbelt	\$585
600R006	Super Deluxe Fabric Seat - 3" Seatbelt	\$1,057
600R014	Additional Worklights - cab mounted (6 Front, 2 Rear on Cab and 2 Rear on Hood)	\$227
600R015	LED Worklights - cab mounted (provides a total of 4 Front, 4 Rear on Cab and 2 Rear on Hood)	\$1,653
MACHINE PROTECTION OPTIONS		
600R016	Windshield Guard - Front & Side	\$1,849
600S018	Front Light Guards	\$167
600S439	Rear Light Guards	\$673
600S025	Rear Grille Guard - Black 427	\$1,868
HYDRAULIC AND OTHER MACHINE OPTIONS		
600J005	Industrial Quickhitch With Pin Isolator Valve. 427HT and 437HT Std Arms	\$4,440
600J006	Industrial Quickhitch With Pin Isolator Valve. 427 HL	\$4,440
600J014	Quick Hitch Ready for standard arms	\$1,572
600J017	Quick Hitch Ready for high lift arms	\$1,572
600M004	Hydraulic Oil (Bio-degradable)	\$2,901
600M007	Epoxy Coated Cooling Pack	\$946
600N001	Reverse Smart Alarm (82-112dba, 5 dba above ambient)	\$211
600N009	Rear radar system (Compatible with rear guard)	\$4,598
600N010	Rear radar system (Not compatible with rear guard)	\$4,598
600N346	Electrical Connectors - Sealed	\$788
600S027	Full Handrails 20.5	\$853
600S028	Full Handrails 620 Fenders	\$853
600S029	Full Handrails 750 Fenders	\$853
600T010	Swing Out Reverse Fan	\$1,057
600T100	Non Parallel Linkage Kit - 427 & 437 HT	\$0
600T101	Non Parallel Linkage Kit - 427 High Lift	\$0
600T301	Smooth Ride System	\$4,267
600T302	Transmission Cooler Bypass 427 & 437. 4 Speed Only.	\$579
600T463	Auxiliary Relief Valve for 3 spool	\$362
600T464	Auxiliary Relief Valve for 3 & 4 spool	\$772
600T541	Lift ram safety strut	\$163
600T592	Autogreasing system. Std arm, Non Parallel. Std tires	\$5,166
600T593	Autogreasing system. Std arm, Parallel. Std tires	\$5,166
600T594	Autogreasing system. Std arm, Non Parallel. Wide tires	\$5,166
600T595	Autogreasing system. Std arm, Parallel. Wide tires	\$5,166
600T596	Autogreasing system. High lift arm, Non Parallel. Std tires	\$5,166
600T597	Autogreasing system. High lift arm, Parallel. Wide tires	\$5,166
600T604	Trailer Electrics - 12V	\$761
600W016	Wastemaster Pack	\$4,184



2018

**JCB WHEEL LOADER
427 ZX**




**JCB, Inc. North American
MACHINE PRICE LIST
in U.S. Dollars**

EFFECTIVE: JANUARY 01, 2018

ISSUE 1.0

**CHANGES TO SPECIFICATIONS AND/OR PRICES MAY OCCUR.
PLEASE REFER TO THE PRODUCT MANAGER FOR UPDATES**


	427 ZX WHEEL LOADER	U.S. DOLLAR PRICE PAGES	F.O.B. SAVANNAH, GA	EFFECTIVE: JANUARY 01, 2018
---	----------------------------	----------------------------	------------------------	-----------------------------

STANDARD EQUIPMENT

GENERAL	Front and rear unitized mainframe modules with a componentized driveline. Frame mounted hydraulic and fuel tanks with convenient cleanout ports. Front fenders. Side panels and rear engine access with gas assisted struts. Articulation locking strut for transporting.
ENGINE	6.7 L (409 CID) 6-cylinder, 179 Gross HP Cummins QSB diesel, T4 Final, variable geometry turbocharger, diesel oxidation catalyst, exhaust gas recirculation, air scavenge system, low idle feature dual element air cleaner, spin-on filters, water separator, thermostart assist and antifreeze to -33 degrees.
TRANSMISSION	Full powershift automatic transmission with torque converter. Four forward and three reverse gears with a speed inhibitor and modulation for smooth directional changes. Twist grip for manual gear selection with transmission kickdown button. Forward and reverse control switch on hydraulics control lever. Selectable transmission disconnect on brake pedal and hydraulics control lever. Transmission underbelly guard added for protection.
TIRES	Several types available. See Section 2.
FRONT/REAR AXLES	Open differential with outboard planetaries. Optional limited slip differentials available for superior traction performance. Optional open differentials with automatic differential locking. All axle types include sinter-lined pads to provide increased resistance to heat and wear with the multi-disc brake system.
SERVICE BRAKES	Oil immersed hub mounted multi-disc design. Dual circuit design with accumulator backup to provide stopping ability in all conditions. Mechanical disc parking brake operating on the transmission output shaft.
ELECTRICS	24 volt, IP 67 water and dust resistant connectors with numerical coded wiring. 120 amp alternator with 2 heavy duty low maintenance batteries rated at 900 CCA. Battery disconnect switch located in battery compartment. Electrical circuit test button. Back-up Alarm.
INSTRUMENTS	Audible and visual engine and powertrain warning system with side mounted instrument panel including speedometer, hourmeter, fuel gauge, coolant temperature gauge, transmission temperature gauge, clock and automatic emergency engine shut-down system. Parking brake "on" warning light.
CAB UNIT	SAE certified ROPS/FOPS fully enclosed pressurized cab with 68 dB(a) internal noise level (SAE J2105) Dual heated exterior side view mirrors, two interior rear view mirrors, headrest and sun visor. Fully adjustable cloth suspension seat with 3 inch seat belt and left hand armrest. Heater/defroster, windshield wiper/washer, radio provision with speakers. Lighting package includes two headlights, two front worklights, two tail lights, turn signals and cab mounted flashing beacon. Operator's manual.
HYDRAULICS	Twin variable displacement piston pumps feed a "load sensing" system, providing an efficient and responsive distribution of power. Two spool loader circuit with accumulator backup. 3rd spool auxiliary hydraulic circuit as standard. Single control lever for lift and tilt functions. Priority steering valve for improved handling and safety and an electric emergency steering pump.
LOADER	Z-Bar loader end with a general purpose bucket (see buckets, Section 2). Z-Bar geometry for high breakout torque and capacity. Two lift and one tilt cylinders. Return to dig and height kickout. Lift ram
LIVELINK	3 year subscription allows for enhanced machine security, improved service monitoring, and modernized fleet control
WARRANTY	3 Year full coverage warranty (please see the machine warranty certificate for details)

SECTIONS ARE ORGANIZED AS FOLLOWS:

- Section 1 - PACKAGE BUILDS**
- Section 2 - CUSTOM BUILD - NEW FACTORY BUILT ORDERS**
- Section 3 - OPTIONS - NEW FACTORY BUILT ORDERS**
- Section 4 - ATTACHMENTS - NEW FACTORY BUILT ORDERS**
- DEALER FIT - WHEEL LOADERS (LISTED SEPARATELY FOR ALL WHEEL LOADERS)**

	427 ZX WHEEL LOADER	U.S. DOLLAR	PRICE PAGES	F.O.B. SAVANNAH, GA	EFFECTIVE: JANUARY 01, 2018
---	----------------------------	-------------	-------------	------------------------	-----------------------------

SECTION 1 - PACKAGE BUILDS

Select one of the following machine PACKAGE BUILD codes, which include an Attachment.


Package build configurations cannot normally be changed. If a Package Build does not meet your requirements please order a machine using the Custom Build, Attachments & Options Sections following.

NOTE: Tires are subject to availability from manufacturers and, due to the current tire shortage; alternative options may be fitted to Package Builds. Notification will be given if an alternate tire is fitted.

SALES CODE	ITEM	<u>YELLOW</u>	<u>427Z(B)</u>
		STD SPEC	HIGH SPEC
427Z	427 ZX Base Machine (TIER 4 FINAL EMISSIONS COMPLIANT)	✓	✓
600A683	JCB Earthmover Radial 20.5 R25 L3 Machine Width: 102.3"	✓	✓
600B015	Standard Cab, ROPS/FOPS - Sliding/Tinted Glass, Fabric Suspension Seat	✓	
600B016	High Spec Cab, ROPS/FOPS - Sliding/Tinted Glass, Fabric Suspension Seat, Reverse Cam		✓
600C006	Full Cab Heater & Air Conditioning	✓	
600C007	Full Cab Climate Control		✓
600D149	Limited Slip Axles, 4 Speed, 20.5, Half Rear	✓	
600D192	Limited Slip Axles, SINT, HD, 4 Speed, 20.5, Full Rear		✓
600E029	4 Speed, Std. Height Loader Arm, 3 Spool Joystick Hydraulics	✓	✓
600F056	Operators Handbook and Manual Pack, English	✓	✓
600H368	GP Bucket - 3.1 cu.yd. w/ Bolt-on Cutting Edge	✓	✓
600J018	Quickhitch ready	✓	✓
600R014	Additional Worklights - cab mounted (6 Front, 2 Rear on Cab and 2 Rear on Hood)		✓
600T010	Swing Out Reverse Fan		✓
600T301	Smooth Ride System	✓	✓

SUGGESTED LIST PRICE

\$172,714	\$180,182
-----------	-----------


	427 ZX WHEEL LOADER	U.S. DOLLAR PRICE PAGES	F.O.B. SAVANNAH, GA	EFFECTIVE: JANUARY 01, 2018
---	----------------------------	----------------------------	------------------------	-----------------------------------

SECTION 2 - NEW CUSTOM FACTORY BUILT ORDERS:

If a Package Build machine from Section 1 will not meet your requirements, please order a machine by selecting one code from each E (Essential) category below. Select Options and/or Attachments from Section 3 or 4.

JCB cannot normally modify existing factory inventory. Dealers should order and install items from the Dealer


SALES CODE	ITEM	U.S. LIST
BASE MACHINE		
427Z	427 ZX Base Machine (TIER 4 FINAL EMISSIONS COMPLIANT)	\$134,455
TIRES INCLUDING RIMS		
600A651	Michelin XTLA 20.5 R25 L2 Machine Width: 97.7"	\$9,624
600A652	Michelin XHA 20.5 R25 L3 Machine Width: 97.7"	\$11,530
600A654	Michelin XMINED2 20.5 R25 L5 Machine Width: 97.7"	\$18,282
600A656	Michelin XSNOPPLUS 20.5 R25 L2 Machine Width: 97.7"	\$11,580
600A671	Goodyears HRL 20.5-25 L3 Cross Ply. 16 Ply	\$8,758
600A674	Goodyear SGL 20.5-25 12 PR L2 Machine Width: 97.7"	\$8,273
600A681	JCB Sitemaster 20.5-25 L3 Cross Ply. 16 Ply	\$6,283
600A683	JCB Earthmover Radial 20.5 R25 L3 Machine Width: 102.3"	\$7,794
600A685	SG Revolution SE 20.5R25: Solid Cushion Tires (Aggressive Tread)	\$19,245
600A686	SG Revolution S2 C2 DWL 20.5R25: Solid Cushion Tires (Smooth Tread)	\$17,674
600A701	Michelin XLD 650/65R25 L3	\$14,135
OPERATORS AREA		
600B015	Standard Cab, ROPS/FOPS - Sliding/Tinted Glass, Fabric Suspension Seat	\$3,752
600B016	High Spec Cab, ROPS/FOPS - Sliding/Tinted Glass, Fabric Suspension Seat, Reverse Cam	\$6,153
CAB CONDITIONING SYSTEMS		
600C006	Full Cab Heater & Air Conditioning	\$2,980
600C007	Full Cab Climate Control	\$3,829
600C009	Full Cab Climate Control - Epoxy Coated	\$4,219
TRANSMISSION AND AXLES		
600D067	Std Axles, 4 Speed, 20.5, Half Rear	\$8,266
600D109	Std Axles, SINT, HD, 4 Speed, 20.5, Half Rear	\$8,812
600D110	Std Axles, SINT, HD, 4 Speed, 20.5, Full Rear	\$9,280
600D111	Std Axles, SINT, HD, 4 Speed, 620 Full Rear	\$9,280
600D120	Std Axles, SINT, HD, 5 Speed LUC2-5, 20.5, Full Rear	\$9,280
600D121	Std Axles, SINT, HD, 5 Speed LUC2-5, 620 Full Rear	\$9,280
600D149	Limited Slip Axles, 4 Speed, 20.5, Half Rear	\$8,685
600D150	Limited Slip Axles, 4 Speed, 20.5, Full Rear	\$9,153
600D170	Limited Slip Axles, SINT, 4 Speed, 20.5, Full Rear	\$11,620
600D191	Limited Slip Axles, SINT, HD, 4 Speed, 20.5, Half Rear	\$11,152
600D192	Limited Slip Axles, SINT, HD, 4 Speed, 20.5, Full Rear	\$11,620
600D193	Limited Slip Axles, SINT, HD, 4 Speed, 620 Full Rear	\$11,620
600D202	Limited Slip Axles, SINT, HD, 5 Speed LUC2-5, 20.5, Full Rear	\$18,262
600D203	Limited Slip Axles, SINT, HD, 5 Speed LUC2-5, 620 Full Rear	\$18,262
600D232	Auto Lock Front Axle, Std Rear, SINT, HD, 4 Speed 20.5, Full Rear	\$12,712
600D233	Auto Lock Front Axle, Std Rear, SINT, HD, 4 Speed, 620 Full Rear	\$12,712
600D474	Auto Lock Front Axle, Std Rear, SINT, HD, 5 Speed LUC2-5, 20.5, Half Rear	\$16,660
600D475	Auto Lock Front Axle, Std Rear, SINT, HD, 5 Speed LUC2-5, 20.5, Full Rear	\$17,444
LOADER ARMS & AUXILIARY HYDRAULICS		
600E027	4 Speed, Std. Height Loader Arm, 2 Spool Joystick Hydraulics (Not Compatible with QH)	\$1,531
600E028	4 Speed, Std. Height Loader Arm, 2 Spool Multi Lever Hydraulics (Not Compatible with QH)	\$1,531
600E029	4 Speed, Std. Height Loader Arm, 3 Spool Joystick Hydraulics	\$2,394
600E031	4 Speed, Std. Height Loader Arm, 3 Spool Multi Lever Hydraulics	\$2,394
600E032	4 Speed, Std. Height Loader Arm, 4 Spool Joystick Hydraulics	\$3,259
600E033	4 Speed, Std. Height Loader Arm, 4 Spool Multi Lever Hydraulics	\$3,259
600E106	5 Speed, Std. Height Loader Arm, 3 Spool Joystick Hydraulics	\$2,394
600E107	5 Speed, Std. Height Loader Arm, 3 Spool Multi Lever Hydraulics	\$2,394
600E108	5 Speed, Std. Height Loader Arm, 4 Spool Joystick Hydraulics	\$3,259
600E109	5 Speed, Std. Height Loader Arm, 4 Spool Multi Lever Hydraulics	\$3,259
MANUALS		
600F056	Operators Handbook and Manual Pack, English	\$0
600F060	Operators Handbook and Manual Pack, French	\$0

	427 ZX WHEEL LOADER	U.S. DOLLAR PRICE PAGES	F.O.B. SAVANNAH, GA	EFFECTIVE: JANUARY 01, 2018
---	----------------------------	----------------------------	------------------------	-----------------------------

SECTION 3 - OPTIONS - NEW FACTORY BUILT ORDERS:

Select Optional Equipment as desired within limitations if indicated.

SALES CODE	ITEM	U.S. LIST
OPERATOR AND CAB OPTIONS		
600R026	In Cab Floor Carpet	\$471
600R027	In Cab Cool Box	\$629
600R028	360 Degree work lights (All LED) 6 front, 6 rear, 2 in grill	\$2,573
600R042	Hi-vis seatbelt - 2 inch only. Orange	\$119
600R001	Carbon Filter - Cab Air Intake	\$177
600R005	Deluxe Fabric Seat - 3" Seatbelt	\$585
600R006	Super Deluxe Fabric Seat - 3" Seatbelt	\$1,057
600R014	Additional Worklights - cab mounted (6 Front, 2 Rear on Cab and 2 Rear on Hood)	\$227
600R015	LED Worklights - cab mounted (provides a total of 4 Front, 4 Rear on Cab and 2 Rear on Hood)	\$1,653
MACHINE PROTECTION OPTIONS		
600R016	Windshield Guard - Front & Side	\$1,849
600S018	Front Light Guards	\$167
600S439	Rear Light Guards	\$673
600S025	Rear Grille Guard - Black 427	\$1,868
HYDRAULIC AND OTHER MACHINE OPTIONS		
600J009	Industrial Quickhitch With Pin Isolator Valve. 427 ZX and 437 ZX	\$4,440
600J018	Quickhitch ready	\$1,572
600M004	Hydraulic Oil (Bio-degradable)	\$2,901
600M007	Epoxy Coated Cooling Pack	\$946
600N001	Reverse Smart Alarm (82-112dba, 5 dba above ambient)	\$211
600N009	Rear radar system (Compatible with rear guard)	\$4,598
600N010	Rear radar system (Not compatible with rear guard)	\$4,598
600N346	Electrical Connectors - Sealed	\$788
600S027	Full Handrails 20.5	\$853
600S028	Full Handrails 620 Fenders	\$853
600S029	Full Handrails 750 Fenders	\$853
600T010	Swing Out Reverse Fan	\$1,057
600T301	Smooth Ride System	\$4,267
600T302	Transmission Cooler Bypass 427 & 437. 4 Speed Only.	\$579
600T463	Auxiliary Relief Valve for 3 spool	\$362
600T464	Auxiliary Relief Valve for 3 & 4 spool	\$772
600T541	Lift ram safety strut	\$163
600T598	Autogreasing system. Std tires	\$5,166
600T599	Autogreasing system. Wide tires	\$5,166
600T604	Trailer Electrics - 12V	\$761
600W016	Wastemaster Pack	\$4,184

	427 ZX WHEEL LOADER	U.S. DOLLAR PRICE PAGES	F.O.B. SAVANNAH, GA	EFFECTIVE: JANUARY 01, 2018
---	----------------------------	----------------------------	------------------------	-----------------------------

SECTION 4 - ATTACHMENTS - NEW FACTORY BUILT ORDERS:

Select Attachments as desired within limitations if indicated.

SALES	ITEM	U.S.
CODE		LIST
JCB QUICKHITCH LOADER BUCKETS - ENSURE QUICK HITCH IS ORDERED		
600J360	GP Bucket - 2.5 cu.yd. w/ Bolt-on Cutting Edge - Quickhitch Mount	\$5,468
600J361	GP Bucket - 2.7 cu.yd. w/ Bolt-on Cutting Edge - Quickhitch Mount	\$5,875
600J362	GP Bucket - 3.1 cu.yd. w/ Bolt-on Cutting Edge - Quickhitch Mount	\$6,814
600J366	GP Bucket - 3.5 cu.yd. w/ Bolt-on Cutting Edge - Quickhitch Mount	\$7,484
JCB DIRECT MOUNTED LOADER BUCKETS (NOT FOR USE WITH QUICKHITCH)		
600H368	GP Bucket - 3.1 cu.yd. w/ Bolt-on Cutting Edge	\$6,814
600H370	GP Bucket - 3.5 cu.yd. w/ Bolt-on Cutting Edge	\$7,266
600H376	GP Bucket - 2.3 cu.yd. w/ Bolt-on Cutting Edge	\$5,468
600H379	GP Bucket - 2.6 cu.yd. w/ Bolt-on Cutting Edge	\$6,050
OTHER ATTACHMENTS, QUICKHITCH TYPE		
600J351	Pallet Forks and Carrier, 1500 mm tine length. 2000 mm Carriage Width	\$4,754
600J406	Pallet Forks and Carrier, 78" (2000 mm) wide	\$2,616
600J412	Fork and Frame 59" (1500 mm) Wide w/ Parallel Lift	\$5,053



2018

JCB WHEEL LOADER 437 HT




JCB, Inc. North American MACHINE PRICE LIST in U.S. Dollars

EFFECTIVE: JANUARY 01, 2018

ISSUE 1.0


**CHANGES TO SPECIFICATIONS AND/OR PRICES MAY OCCUR.
PLEASE REFER TO THE PRODUCT MANAGER FOR UPDATES**

	437 HT WHEEL LOADER	U.S. DOLLAR PRICE PAGES	F.O.B. SAVANNAH, GA	EFFECTIVE: JANUARY 01, 2018
---	----------------------------	----------------------------	------------------------	-----------------------------

STANDARD EQUIPMENT

GENERAL	Front and rear unitized mainframe modules with a componentized driveline. Frame mounted hydraulic and fuel tanks with convenient cleanout ports. Front fenders. Side panels and rear engine access electrically assisted struts. Articulation locking strut for transporting
ENGINE	6.7 L (409 CID) 6-cylinder, 183 Gross HP Cummins QSB diesel, T4 Final, variable geometry turbocharger, diesel oxidation catalyst, exhaust gas recirculation, air scavenge system, low idle feature, dual element air cleaner spin-on filters, water separator, thermostart assist and antifreeze to -33 degrees.
TRANSMISSION	Full powershift automatic transmission with torque converter. Four forward and three reverse gears with a speed inhibitor and modulation for smooth directional changes. Twist grip for manual gear selection with transmission kickdown button. Forward and reverse control switch on hydraulics control lever. Selectable transmission disconnect on brake pedal and hydraulics control lever. Transmission underbelly guard for added protection
TIRES	Several types available, see section 2.
FRONT/REAR AXLE	Open differential with outboard planetaries. Optional limited slip differentials available for superior traction performance. Optional open differentials with automatic differential locking. All axle types include sinter-lined pads to provide increased resistance to heat and wear with the multi-disc brake system.
SERVICE BRAKES	Oil immersed hub mounted multi-disc design. Dual circuit design with accumulator backup to provide stopping ability in all conditions. Mechanical disc parking brake operating on the transmission output shaft.
ELECTRICS	24 volt, IP 67 water and dust resistant connectors with numerical coded wiring. 120 amp alternator with 2 heavy duty low maintenance batteries rated at 900 CCA. Battery disconnect switch located in battery compartment. Electrical circuit test button. Back-up Alarm.
INSTRUMENTS	Audible and visual engine and powertrain warning system with front mounted instrument panel including speedometer, hourmeter, fuel gauge, coolant temperature gauge, transmission temperature gauge, clock and automatic emergency engine shut-down system. Parking brake "on" warning light.
CAB UNIT	SAE certified ROPS/FOPS fully enclosed pressurized cab with 68 dB(a) internal noise level (SAE J2105) Dual heated exterior side view mirrors, two interior rear view mirrors, headrest, and sun visor. Fully adjustable cloth suspension seat with 3 inch seat belt and left hand armrest. Heater/defroster, windshield wiper/washer, radio provision with speakers. Lighting package includes two headlights, two front worklights, two tail lights, turn signals and cab mounted flashing beacon. Operator's manual.
HYDRAULICS	Twin variable displacement piston pumps feed a "load sensing" system, providing an efficient and responsive distribution of power. Two spool loader circuit with accumulator backup. 3rd spool auxiliary hydraulic circuit as standard. Single control lever for lift and tilt functions. Priority steering valve for improved handling and safety and an electric emergency steering pump.
LOADER	Parallel lift loader end with a general purpose bucket (see Options, Section 3). Four cylinder geometry for high torque and capacity. Two lift and two tilt cylinders. Return to dig and height kickout. Lift ram safety strut.
LIVELINK	3 year subscription allows for enhanced machine security, improved service monitoring, and modernized fleet control
WARRANTY	3 Year full coverage warranty (Please see the machine warranty certificate for details).

SECTIONS ARE ORGANIZED AS FOLLOWS:
Section 1 - PACKAGE BUILDS
Section 2 - CUSTOM BUILD - NEW FACTORY BUILT ORDERS
Section 3 - OPTIONS - NEW FACTORY BUILT ORDERS
Section 4 - ATTACHMENTS - NEW FACTORY BUILT ORDERS
DEALER FIT - WHEEL LOADERS (LISTED SEPARATELY FOR ALL WHEEL LOADERS)

	437 HT WHEEL LOADER	U.S. DOLLAR PRICE PAGES	F.O.B. SAVANNAH, GA	EFFECTIVE: JANUARY 01, 2018
---	----------------------------	-------------------------	------------------------	-----------------------------

SECTION 1 - PACKAGE BUILDS

Select one of the following machine PACKAGE BUILD codes, which include an Attachment.


Package build configurations cannot normally be changed. If a Package Build does not meet your requirements please order a machine using the Custom Build, Attachments & Options Sections following.

NOTE: Tires are subject to availability from manufacturers and, due to the current tire shortage; alternative options may be fitted to Package Builds. Notification will be given if an alternate tire is fitted.

*JCB BRANDED RADIAL FITTED TO PACKAGE BUILDS

SALES		<u>437T(A)</u> STD SPEC	<u>437T(B)</u> HIGH SPEC
437T	437 HT Base Machine (TIER 4 FINAL EMISSIONS COMPLIANT)	✓	✓
600A684	JCB Earthmover Radial 20.5 R25 L3 Machine Width: 97.7"	✓	✓
600B015	Standard Cab, ROPS/FOPS - Sliding/Tinted Glass, Fabric Suspension Seat	✓	
600B016	High Spec Cab, ROPS/FOPS - Sliding/Tinted Glass, Fabric Suspension Seat, Reverse Cam		✓
600C006	Full Cab Heater & Air Conditioning	✓	
600C007	Full Cab Climate Control		✓
600D276	LSD Axles HD, 4 Speed 20.5 Half Rear	✓	
600D291	LSD Axles, Sint, HD, 4 Speed 20.5 Full Rear		✓
600E052	4 Speed, Std. Height Loader Arm, 3 Spool Joystick Hydraulics Parallel Lift	✓	✓
600F054	Operators Handbook and Manual Pack, English	✓	✓
600J005	Industrial Quickhitch With Pin Isolator Valve. 427HT and 437HT Std Arms	✓	✓
600J366	GP Bucket - 3.5 cu.yd. w/ Bolt-on Cutting Edge - Quickhitch Mount	✓	✓
600R014	Additional Worklights - cab mounted (6 Front, 2 Rear on Cab and 2 Rear on Hood)		✓
600T049	Swing out reverse fan		✓
600T301	Smooth Ride System	✓	✓

SUGGESTED LIST PRICE **\$206,499** **\$211,816**


	437 HT WHEEL LOADER	U.S. DOLLAR PRICE PAGES	F.O.B. SAVANNAH, GA	EFFECTIVE: JANUARY 01, 2018
---	----------------------------	----------------------------	------------------------	-----------------------------------

SECTION 2 - NEW CUSTOM FACTORY BUILT ORDERS:

If a Package Build machine from Section 1 will not meet your requirements, please order a machine by selecting one code from each E (Essential) category below. Select Options and/or Attachments from Section 3 or 4.

JCB cannot normally modify existing factory inventory. Dealers should order and install items from the Dealer Fit Section to change existing machines.

SALES CODE	ITEM	U.S. LIST
BASE MACHINE		
437T	437 HT Base Machine (TIER 4 FINAL EMISSIONS COMPLIANT)	\$162,046
TIRES INCLUDING RIMS		
600A657	Michelin XTLA 20.5 R25 L2 Machine Width: 102.3"	\$9,624
600A660	Michelin XSNOPPLUS 20.5R25 L2 Machine Width: 102.5"	\$11,746
600A679	Goodyear HRL 20.5-25 16PLY L3 Machine Width: 103.3"	\$8,908
600A680	Goodyear SGL 20.5-25 16 PR L2 Machine Width: 102.3"	\$8,401
600A682	JCB Sitemaster 20.5-25 16PLY L3 Machine Width: 102.7"	\$6,894
600A684	JCB Earthmover Radial 20.5 R25 L3 Machine Width: 97.7"	\$7,794
600A689	Michelin XHA 20.5R25 L3 Machine Width: 102.3"	\$11,530
600A694	Michelin XMINED 2 20.5 R25 L5 Machine Width: 102.3"	\$19,478
600A701	Michelin XLD 650/65R25 L3	\$14,135
OPERATORS AREA		
600B015	Standard Cab, ROPS/FOPS - Sliding/Tinted Glass, Fabric Suspension Seat	\$3,752
600B016	High Spec Cab, ROPS/FOPS - Sliding/Tinted Glass, Fabric Suspension Seat, Reverse Cam	\$6,153
CAB CONDITIONING SYSTEMS		
600C006	Full Cab Heater & Air Conditioning	\$2,980
600C007	Full Cab Climate Control	\$3,829
600C009	Full Cab Climate Control - Epoxy Coated	\$4,219
TRANSMISSION AND AXLES		
600D259	Std Axles, Sint, HD, 4 Speed 20.5 Half Rear	\$9,353
600D260	Std Axles, Sint, HD, 4 Speed 20.5 Full Rear	\$9,800
600D261	Std Axles, Sint, HD, 4 Speed 620 Full Rear	\$9,800
600D267	Std Axles, Sint, HD, 5 Speed Luc2-5, 20.5 Full Rear	\$16,247
600D268	Std Axles, Sint, HD, 5 Speed Luc2-5, 620 Full Rear	\$16,247
600D276	LSD Axles HD, 4 Speed 20.5 Half Rear	\$11,554
600D277	LSD Axles HD, 4 Speed 20.5 Full Rear	\$12,065
600D291	LSD Axles, Sint, HD, 4 Speed 20.5 Full Rear	\$12,290
600D292	LSD Axles, Sint, HD, 4 Speed 620 Full Rear	\$12,290
600D298	LSD Axles, Sint, HD, 5 Speed LUC 2-5, 20.5 Full Rear	\$18,737
600D299	LSD Axles, Sint, HD, 5 Speed LUC 2-5, 620 Full Rear	\$18,737
600D309	Auto Lock Front Axle, Std Rear, Sint, HD, 4 Speed 20.5 Full Rear	\$13,356
600D310	Auto Lock Front Axle, Std Rear, Sint, HD, 4 Speed 620 Full Rear	\$13,356
600D316	Auto Lock Front Axle, Std Rear, Sint, HD, 5 Speed LUC 2-5, 20.5 Full Rear	\$19,805
600D318	Auto Lock Front Axle, Std Rear, Sint, HD, 5 Speed LUC 2-5, 620 Full Rear	\$19,805

	437 HT WHEEL LOADER	U.S. DOLLAR PRICE PAGES	F.O.B. SAVANNAH, GA	EFFECTIVE: JANUARY 01, 2018
---	----------------------------	----------------------------	------------------------	-----------------------------------

SECTION 2 - NEW CUSTOM FACTORY BUILT ORDERS:

If a Package Build machine from Section 1 will not meet your requirements, please order a machine by selecting one code from each E (Essential) category below. Select Options and/or Attachments from Section 3 or 4.

JCB cannot normally modify existing factory inventory. Dealers should order and install items from the Dealer Fit Section to change existing machines.


SALES CODE	ITEM	U.S. LIST
LOADER ARMS & AUXILIARY HYDRAULICS		
STANDARD ARM		
600E052	4 Speed, Std. Height Loader Arm, 3 Spool Joystick Hydraulics Parallel Lift	\$2,182
600E053	4 Speed, Std. Height Loader Arm, 3 Spool Multi Lever Hydraulics Parallel Lift	\$2,182
600E054	4 Speed, Std. Height Loader Arm, 4 Spool Joystick Hydraulics Parallel Lift	\$2,911
600E055	4 Speed, Std. Height Loader Arm, 4 Spool Multilever Hydraulics Parallel Lift	\$2,911
600E110	5 Speed, Std. Height Loader Arm, 3 Spoo L Joystick Hydraulics Parallel Lift	\$2,182
600E111	5 Speed, Std. Height Loader Arm, 3 Spoo L Multi Lever Hydraulics Parallel Lift	\$2,182
600E112	5 Speed, Std. Height Loader Arm, 4 Spoo L Joystick Hydraulics Parallel Lift	\$2,911
600E113	5 Speed, Std. Height Loader Arm, 4 Spoo L Multilever Hydraulics Parallel Lift	\$2,911
HIGHLIFT ARM		
600E056	4 Speed, High Lift Loader Arm, 3 Spool Joystick Hydraulics Parallel Lift	\$9,334
600E057	4 Speed, High Lift Loader Arm, 3 Spool Multilever Hydraulics Parallel Lift	\$9,334
600E058	4 Speed, High Lift Loader Arm, 4 Spool Joystick Hydraulics Parallel Lift	\$10,062
600E059	4 Speed, High Lift Loader Arm, 4 Spool Multilever Hydraulics Parallel Lift	\$10,062
600E114	5 Speed, High Lift Loader Arm, 3 Spool Joystick Hydraulics Parallel Lift	\$9,334
600E115	5 Speed, High Lift Loader Arm, 3 Spool Multi Lever Hydraulics Parallel Lift	\$9,334
600E116	5 Speed, High Lift Loader Arm, 4 Spool Joystick Hydraulics Parallel Lift	\$10,062
600E117	5 Speed, High Lift Loader Arm, 4 Spool Multi Lever Hydraulics Parallel Lift	\$10,062
SUPER HIGH LIFT ARM		
600E060	4 Speed, Super High Lift Loader Arm, 3 Spool Joystick Hydraulics Parallel Lift	\$12,965
600E061	4 Speed, Super High Lift Loader Arm, 3 Spool Multilever Hydraulics Parallel Lift	\$12,965
600E062	4 Speed, Super High Lift Loader Arm, 4 Spool Joystick Hydraulics Parallel Lift	\$13,694
600E063	4 Speed, Super High Lift Loader Arm, 4 Spool Multilever Hydraulics Parallel Lift	\$13,694
600E118	5 Speed, Super High Lift Loader Arm, 3 Spool Joystick Hydraulics Parallel Lift	\$12,965
600E119	5 Speed, Super High Lift Loader Arm, 3 Spool Multi Lever Hydraulics Parallel Lift	\$12,965
600E120	5 Speed, Super High Lift Loader Arm, 4 Spool Joystick Hydraulics Parallel Lift	\$13,694
600E121	5 Speed, Super High Lift Loader Arm, 4 Spool Multi Lever Hydraulics Parallel Lift	\$13,694
MANUALS		
600F054	Operators Handbook and Manual Pack, English	\$0
600F074	Operators Handbook and Manual Pack, French	\$0

	437 HT WHEEL LOADER	U.S. DOLLAR PRICE PAGES	F.O.B. SAVANNAH, GA	EFFECTIVE: JANUARY 01, 2018
--	----------------------------	----------------------------	------------------------	-----------------------------------

SECTION 3 - OPTIONS - NEW FACTORY BUILT ORDERS:

Select Optional Equipment as desired within limitations if indicated.

SALES	ITEM	U.S. LIST
OPERATOR AND CAB OPTIONS		
600R001	Carbon Filter - Cab Air Intake	\$177
600R005	Deluxe Fabric Seat - 3" Seatbelt	\$585
600R006	Super Deluxe Fabric Seat - 3" Seatbelt	\$1,057
600R014	Additional Worklights - cab mounted (6 Front, 2 Rear on Cab and 2 Rear on Hood)	\$227
600R015	LED Worklights - cab mounted (provides a total of 4 Front, 4 Rear on Cab and 2 Rear on Hood)	\$1,653
600R016	Windshield Guard - Front & Side	\$1,849
600R026	In Cab Floor Carpet	\$471
600R027	In Cab Cool Box	\$629
600R028	360 Degree work lights (All LED) 6 front, 6 rear, 2 in grill	\$2,573
600R042	Hi-vis seatbelt - 2 inch only. Orange	\$119
MACHINE PROTECTION OPTIONS		
600S018	Front Light Guards	\$167
600S026	Rear Grille Guard - Black 437	\$1,868
600S027	Full Handrails 20.5	\$853
600S028	Full Handrails 620 Fenders	\$853
600S029	Full Handrails 750 Fenders	\$853
600S439	Rear Light Guards	\$673
HYDRAULIC AND OTHER MACHINE OPTIONS		
600J005	Industrial Quickhitch With Pin Isolator Valve. 427HT and 437HT Std Arms	\$4,440
600J007	Industrial Quickhitch With Pin Isolator Valve. 437 HL	\$4,440
600J008	Industrial Quickhitch With Pin Isolator Valve. 437 SHL	\$4,440
600J014	Quick Hitch Ready for standard arms	\$1,572
600J015	Quick Hitch Ready for highlift arms	\$1,572
600J016	Quick Hitch Ready for super highlift arms	\$1,572
600M004	Hydraulic Oil (Bio-degradable)	\$2,901
600M007	Epoxy Coated Cooling Pack	\$946
600N001	Reverse Smart Alarm (82-112dba, 5 dba above ambient)	\$211
600N009	Rear radar system (Compatible with rear guard)	\$4,598
600N010	Rear radar system (Not compatible with rear guard)	\$4,598
600T018	Autogreasing. Std arm. Non Parallel Links. 20.5 tires	\$5,166
600T019	Autogreasing. Std arm. Parallel Links. 20.5 tires	\$5,166
600T020	Autogreasing. Std arm. Non Parallel Links. Wide tires	\$5,166
600T021	Autogreasing. Std arm. Parallel Links. Wide tires	\$5,166
600T022	Autogreasing. High lift arm. 20.5 tires	\$5,166
600T023	Autogreasing. High lift arm. 20.5 tires	\$5,166
600T024	Autogreasing. Super high lift arm. 20.5 tires	\$5,166
600T025	Autogreasing. Super high lift arm. 20.5 tires	\$5,166
600T049	Swing out reverse fan	\$1,105
600T100	Non Parallel Linkage Kit - 427 & 437 HT	\$0
600T104	Non Parallel Linkage Kit - 437 High Lift	\$0
600T301	Smooth Ride System	\$4,267
600T302	Transmission Cooler Bypass 427 & 437. 4 Speed Only.	\$579
600T463	Auxiliary Relief Valve for 3 spool	\$362
600T464	Auxiliary Relief Valve for 3 & 4 spool	\$772
600T541	Lift ram safety strut	\$163
600T604	Trailer Electrics - 12V	\$761

	437 HT WHEEL LOADER	U.S. DOLLAR PRICE PAGES	F.O.B. SAVANNAH, GA	EFFECTIVE: JANUARY 01, 2018
---	----------------------------	----------------------------	------------------------	-----------------------------------

SECTION 4 - ATTACHMENTS - NEW FACTORY BUILT ORDERS:

Select Attachments as desired within limitations if indicated.

SALES CODE	ITEM	U.S. LIST
JCB QUICKHITCH LOADER BUCKETS - ENSURE QUICK HITCH IS ORDERED		
600J362	GP Bucket - 3.1 cu.yd. w/ Bolt-on Cutting Edge - Quickhitch Mount	\$6,814
600J366	GP Bucket - 3.5 cu.yd. w/ Bolt-on Cutting Edge - Quickhitch Mount	\$7,484
JCB DIRECT MOUNTED LOADER BUCKETS (NOT FOR USE WITH QUICKHITCH)		
600H361	GP Bucket - 3.1 cu.yd. w/ Bolt-on Cutting Edge	\$6,807
600H362	GP Bucket - 3.5 cu.yd. w/ Bolt-on Cutting Edge	\$7,266
OTHER ATTACHMENTS, QUICKHITCH TYPE		
600J351	Pallet Forks and Carrier, 1500 mm tine length. 2000 mm Carriage Width	\$4,754
600J378	Fork Frame and Forks - ITA Class III 59" wide (48" x 4" x 2")	\$4,754
600J406	Pallet Forks and Carrier, 78" (2000 mm) wide	\$2,616
600J412	Fork and Frame 59" (1500 mm) Wide w/ Parallel Lift	\$5,053



2018

**JCB WHEEL LOADER
437 ZX**




**JCB, Inc. North American
MACHINE PRICE LIST
in U.S. Dollars**

EFFECTIVE: JANUARY 01, 2018

ISSUE 1.0

**CHANGES TO SPECIFICATIONS AND/OR PRICES MAY OCCUR.
PLEASE REFER TO THE PRODUCT MANAGER FOR UPDATES**

	437 ZX WHEEL LOADER	U.S. DOLLAR PRICE PAGES	F.O.B. SAVANNAH, GA	EFFECTIVE: JANUARY 01, 2018
---	----------------------------	----------------------------	------------------------	-----------------------------

STANDARD EQUIPMENT

GENERAL	Front and rear unitized mainframe modules with a componentized driveline. Frame mounted hydraulic and fuel tanks with convenient cleanout ports. Front fenders. Side panels and rear engine access electrically assisted struts. Articulation locking strut for transporting.
ENGINE	6.7 L (409 CID) 6-cylinder, 183 Gross HP Cummins QSB diesel, T4 Final, variable geometry turbocharger, diesel oxidation catalyst, exhaust gas recirculation, air scavenge system, low idle feature, dual element air cleaner spin-on filters, water separator, thermostart assist and antifreeze to -33 degrees.
TRANSMISSION	Full powershift automatic transmission with torque converter. Four forward and three reverse gears with a speed inhibitor and modulation for smooth directional changes. Twist grip for manual gear selection with transmission kickdown button. Forward and reverse control switch on hydraulics control lever. Selectable transmission disconnect on brake pedal and hydraulics control lever. Transmission underbelly guard added for protection.
TIRES	Several types available. See Section 2.
FRONT/REAR AXLES	Open differential with outboard planetaries. Optional limited slip differentials available for superior traction performance. Optional open differentials with automatic differential locking. All axle types include sinter-lined pads to provide increased resistance to heat and wear with the multi-disc brake system.
SERVICE BRAKES	Oil immersed hub mounted multi-disc design. Dual circuit design with accumulator backup to provide stopping ability in all conditions. Mechanical disc parking brake operating on the transmission output shaft.
ELECTRICS	24 volt, IP 67 water and dust resistant connectors with numerical coded wiring. 120 amp alternator with 2 heavy duty low maintenance batteries rated at 900 CCA. Battery disconnect switch located in battery compartment. Electrical circuit test button. Back-up Alarm.
INSTRUMENTS	Audible and visual engine and powertrain warning system with front mounted instrument panel including speedometer, hourmeter, fuel gauge, coolant temperature gauge, transmission temperature gauge, clock and automatic emergency engine shut-down system. Parking brake "on" warning light.
CAB UNIT	SAE certified ROPS/FOPS fully enclosed pressurized cab with 68 dB(a) internal noise level (SAE J2105) Dual heated exterior side view mirrors, two interior rear view mirrors, headrest and sun visor. Fully adjustable cloth suspension seat with 3 inch seat belt and left hand armrest. Heater/defroster, windshield wiper/washer, radio provision with speakers. Lighting package includes two headlights, two front worklights, two tail lights, turn signals and cab mounted flashing beacon. Operator's manual.
HYDRAULICS	Twin variable displacement piston pumps feed a "load sensing" system, providing an efficient and responsive distribution of power. Two spool loader circuit with accumulator backup. 3rd spool auxiliary hydraulic circuit as standard. Single control lever for lift and tilt functions. Priority steering valve for improved handling and safety and an electric emergency steering pump.
LOADER	Z-Bar loader end with a general purpose bucket (see buckets, Section 2). Z-Bar geometry for high breakout torque and capacity. Two lift and one tilt cylinders. Return to dig and height kickout. Lift ram safety strut.
LIVELINK	3 year subscription allows for enhanced machine security, improved service monitoring, and modernized fleet control.
WARRANTY	3 Year full coverage warranty (please see the machine warranty certificate for details)

SECTIONS ARE ORGANIZED AS FOLLOWS:
Section 1 - PACKAGE BUILDS
Section 2 - CUSTOM BUILD - NEW FACTORY BUILT ORDERS
Section 3 - OPTIONS - NEW FACTORY BUILT ORDERS
Section 4 - ATTACHMENTS - NEW FACTORY BUILT ORDERS
DEALER FIT - WHEEL LOADERS (LISTED SEPARATELY FOR ALL WHEEL LOADERS)

	437 ZX WHEEL LOADER	U.S. DOLLAR PRICE PAGES	F.O.B. SAVANNAH, GA	EFFECTIVE: JANUARY 01, 2018
---	----------------------------	----------------------------	------------------------	-----------------------------

SECTION 1 - PACKAGE BUILDS


Select one of the following machine PACKAGE BUILD codes, which include an Attachment.

Package build configurations cannot normally be changed. If a Package Build does not meet your requirements please order a machine using the Custom Build, Attachments & Options Sections following.

NOTE: Tires are subject to availability from manufacturers and, due to the current tire shortage; alternative options may be fitted to Package Builds. Notification will be given if an alternate tire is fitted.

*JCB BRANDED RADIAL FITTED TO PACKAGE BUILDS

SALES		<u>YELLOW</u> <u>SERIES</u>	<u>437Z(B)</u> <u>HIGH SPEC</u>
CODE	ITEM		
437Z	437 ZX Base Machine (TIER 4 FINAL EMISSIONS COMPLIANT)	✓	✓
600A684	JCB Earthmover Radial 20.5 R25 L3 Machine Width: 97.7"	✓	✓
600B015	Standard Cab, ROPS/FOPS - Sliding/Tinted Glass, Fabric Suspension Seat	✓	
600B016	High Spec Cab, ROPS/FOPS - Sliding/Tinted Glass, Fabric Suspension Seat, Reverse Cam		✓
600C006	Full Cab Heater & Air Conditioning	✓	
600C007	Full Cab Climate Control		✓
600D276	LSD Axles HD, 4 Speed 20.5 Half Rear	✓	
600D277	LSD Axles HD, 4 Speed 20.5 Full Rear		✓
600E042	4 Speed, Std. Height Loader Arm, 3 Spool Joystick Hydraulics	✓	✓
600F054	Operators Handbook and Manual Pack, English	✓	✓
600H370	GP Bucket - 3.5 cu.yd. w/ Bolt-on Cutting Edge	✓	✓
600J018	Quickhitch ready	✓	✓
600R014	Additional Worklights - cab mounted (6 Front, 2 Rear on Cab and 2 Rear on Hood)		✓
600T049	Swing out reverse fan	✓	✓
600T301	Smooth Ride System	✓	✓
SUGGESTED LIST PRICE		\$196,688	\$200,676


	437 ZX WHEEL LOADER	U.S. DOLLAR PRICE PAGES	F.O.B. SAVANNAH, GA	EFFECTIVE: JANUARY 01, 2018
---	----------------------------	----------------------------	------------------------	-----------------------------------

SECTION 2 - NEW CUSTOM FACTORY BUILT ORDERS:

If a Package Build machine from Section 1 will not meet your requirements, please order a machine by selecting one code from each E (Essential) category below. Select Options and/or Attachments from Section 3 or 4.


JCB cannot normally modify existing factory inventory. Dealers should order and install items from the Dealer

SALES CODE	ITEM	U.S. LIST
BASE MACHINE		
437Z	437 ZX Base Machine (TIER 4 FINAL EMISSIONS COMPLIANT)	\$153,781
TIRES INCLUDING RIMS		
600A657	Michelin XTLA 20.5 R25 L2 Machine Width: 102.3"	\$9,624
600A660	Michelin XSNOPLUS 20.5R25 L2 Machine Width: 102.5"	\$11,746
600A679	Goodyear HRL 20.5-25 16PLY L3 Machine Width: 103.3"	\$8,908
600A680	Goodyear SGL 20.5-25 16 PR L2 Machine Width: 102.3"	\$8,401
600A682	JCB Sitemaster 20.5-25 16PLY L3 Machine Width: 102.7"	\$6,894
600A684	JCB Earthmover Radial 20.5 R25 L3 Machine Width: 97.7"	\$7,794
600A689	Michelin XHA 20.5R25 L3 Machine Width: 102.3"	\$11,530
600A694	Michelin XMINED 2 20.5 R25 L5 Machine Width: 102.3"	\$19,478
600A701	Michelin XLD 650/65R25 L3	\$14,135
OPERATORS AREA		
600B015	Standard Cab, ROPS/FOPS - Sliding/Tinted Glass, Fabric Suspension Seat	\$3,752
600B016	High Spec Cab, ROPS/FOPS - Sliding/Tinted Glass, Fabric Suspension Seat, Reverse Cam	\$6,153
CAB CONDITIONING SYSTEMS		
600C006	Full Cab Heater & Air Conditioning	\$2,980
600C007	Full Cab Climate Control	\$3,829
600C009	Full Cab Climate Control - Epoxy Coated	\$4,219
TRANSMISSION AND AXLES		
600D259	Std Axles, Sint, HD, 4 Speed 20.5 Half Rear	\$9,353
600D260	Std Axles, Sint, HD, 4 Speed 20.5 Full Rear	\$9,800
600D261	Std Axles, Sint, HD, 4 Speed 620 Full Rear	\$9,800
600D267	Std Axles, Sint, HD, 5 Speed Luc2-5, 20.5 Full Rear	\$16,247
600D268	Std Axles, Sint, HD, 5 Speed Luc2-5, 620 Full Rear	\$16,247
600D276	LSD Axles HD, 4 Speed 20.5 Half Rear	\$11,554
600D277	LSD Axles HD, 4 Speed 20.5 Full Rear	\$12,065
600D291	LSD Axles, Sint, HD, 4 Speed 20.5 Full Rear	\$12,290
600D292	LSD Axles, Sint, HD, 4 Speed 620 Full Rear	\$12,290
600D298	LSD Axles, Sint, HD, 5 Speed LUC 2-5, 20.5 Full Rear	\$18,737
600D299	LSD Axles, Sint, HD, 5 Speed LUC 2-5, 620 Full Rear	\$18,737
600D309	Auto Lock Front Axle, Std Rear, Sint, HD, 4 Speed 20.5 Full Rear	\$13,356
600D310	Auto Lock Front Axle, Std Rear, Sint, HD, 4 Speed 620 Full Rear	\$13,356
600D316	Auto Lock Front Axle, Std Rear, Sint, HD, 5 Speed LUC 2-5, 20.5 Full Rear	\$19,805
600D318	Auto Lock Front Axle, Std Rear, Sint, HD, 5 Speed LUC 2-5, 620 Full Rear	\$19,805
LOADER ARMS & AUXILIARY HYDRAULICS		
600E042	4 Speed, Std. Height Loader Arm, 3 Spool Joystick Hydraulics	\$2,616
600E043	4 Speed, Std. Height Loader Arm, 3 Spool Multi Lever Hydraulics	\$2,616
600E044	4 Speed, Std. Height Loader Arm, 4 Spool Joystick Hydraulics	\$3,480
600E045	4 Speed, Std. Height Loader Arm, 4 Spool Multi Lever Hydraulics	\$3,480
600E131	5 Speed, Std. Height Loader Arm, 3 Spool Joystick Hydraulics	\$2,616
600E132	5 Speed, Std. Height Loader Arm, 3 Spool Multi Lever Hydraulics	\$2,616
600E133	5 Speed, Std. Height Loader Arm, 4 Spool Joystick Hydraulics	\$3,480
600E134	5 Speed, Std. Height Loader Arm, 4 Spool Multi Lever Hydraulics	\$3,480
MANUALS		
600F054	Operators Handbook and Manual Pack, English	\$0
600F074	Operators Handbook and Manual Pack, French	\$0

	437 ZX WHEEL LOADER	U.S. DOLLAR PRICE PAGES	F.O.B. SAVANNAH, GA	EFFECTIVE: JANUARY 01, 2018
---	----------------------------	----------------------------	------------------------	-----------------------------------

Select Optional Equipment as desired within limitations if indicated.

SALES	CODE	ITEM	U.S.
			LIST
OPERATOR AND CAB OPTIONS			
	600R001	Carbon Filter - Cab Air Intake	\$177
	600R005	Deluxe Fabric Seat - 3" Seatbelt	\$585
	600R006	Super Deluxe Fabric Seat - 3" Seatbelt	\$1,057
	600R014	Additional Worklights - cab mounted (6 Front, 2 Rear on Cab and 2 Rear on Hood)	\$227
	600R015	LED Worklights - cab mounted (provides a total of 4 Front, 4 Rear on Cab and 2 Rear on Ho	\$1,653
	600R016	Windshield Guard - Front & Side	\$1,849
	600R026	In Cab Floor Carpet	\$471
	600R027	In Cab Cool Box	\$629
	600R028	360 Degree work lights (All LED) 6 front, 6 rear, 2 in grill	\$2,573
	600R042	Hi-vis seatbelt - 2 inch only. Orange	\$119
MACHINE PROTECTION OPTIONS			
	600S018	Front Light Guards	\$167
	600S026	Rear Grille Guard - Black 437	\$1,868
	600S027	Full Handrails 20.5	\$853
	600S028	Full Handrails 620 Fenders	\$853
	600S029	Full Handrails 750 Fenders	\$853
	600S439	Rear Light Guards	\$673
HYDRAULIC AND OTHER MACHINE OPTIONS			
	600J009	Industrial Quickhitch With Pin Isolator Valve. 427 ZX and 437 ZX	\$4,440
	600J018	Quickhitch ready	\$1,572
	600M004	Hydraulic Oil (Bio-degradable)	\$2,901
	600M007	Epoxy Coated Cooling Pack	\$946
	600N001	Reverse Smart Alarm (82-112dba, 5 dba above ambient)	\$211
	600N009	Rear radar system (Compatible with rear guard)	\$4,598
	600N010	Rear radar system (Not compatible with rear guard)	\$4,598
	600T026	Autogreasing system. 20.5 Tires	\$5,166
	600T027	Autogreasing system. Wide tires	\$4,926
	600T049	Swing out reverse fan	\$1,105
	600T301	Smooth Ride System	\$4,267
	600T302	Transmission Cooler Bypass 427 & 437. 4 Speed Only.	\$579
	600T463	Auxiliary Relief Valve for 3 spool	\$362
	600T464	Auxiliary Relief Valve for 3 & 4 spool	\$772
	600T541	Lift ram safety strut	\$163
	600T604	Trailer Electrics - 12V	\$761
	600W017	Wastemaster pack	\$4,184

	437 ZX WHEEL LOADER	U.S. DOLLAR PRICE PAGES	F.O.B. SAVANNAH, GA	EFFECTIVE: JANUARY 01, 2018
---	----------------------------	----------------------------	------------------------	-----------------------------------

SECTION 4 - ATTACHMENTS - NEW FACTORY BUILT ORDERS:

Select Attachments as desired within limitations if indicated.

SALES CODE	ITEM	U.S. LIST
JCB QUICKHITCH LOADER BUCKETS - ENSURE QUICK HITCH IS ORDERED		
600J362	GP Bucket - 3.1 cu.yd. w/ Bolt-on Cutting Edge - Quickhitch Mount	\$6,814
600J366	GP Bucket - 3.5 cu.yd. w/ Bolt-on Cutting Edge - Quickhitch Mount	\$7,484
JCB DIRECT MOUNTED LOADER BUCKETS (NOT FOR USE WITH QUICKHITCH)		
600H368	GP Bucket - 3.1 cu.yd. w/ Bolt-on Cutting Edge	\$6,814
600H370	GP Bucket - 3.5 cu.yd. w/ Bolt-on Cutting Edge	\$7,266
OTHER ATTACHMENTS, QUICKHITCH TYPE		
600J351	Pallet Forks and Carrier, 1500 mm tine length. 2000 mm Carriage Width	\$4,754



2018

**JCB WHEEL LOADER
457 HT**




**JCB, Inc. North American
MACHINE PRICE LIST
in U.S. Dollars**

EFFECTIVE: JANUARY 01, 2018

ISSUE 1.0


**CHANGES TO SPECIFICATIONS AND/OR PRICES MAY OCCUR.
PLEASE REFER TO THE PRODUCT MANAGER FOR UPDATES**

	457 HT WHEEL LOADER	U.S. DOLLAR PRICE PAGES	F.O.B. SAVANNAH,	EFFECTIVE: JANUARY 01, 2018
---	----------------------------	----------------------------	---------------------	--------------------------------

STANDARD EQUIPMENT

- GENERAL** Front and rear unitized mainframe modules with a componentized driveline. Frame mounted hydraulic and fuel tanks with convenient cleanout ports. Steel front and rear fenders, side panels and rear engine access electrically assisted struts. Articulation locking strut for transporting.
- ENGINE** 7.7 L (470 CID) 6-cylinder turbo-charged, water-cooled direct injection with 258 gross HP Tier 4 Final, dual element air cleaner, spin-on filters, water separator thermostart assist and antifreeze to -33 degrees. Integral oil cooler and water pump and self tensioning fan belt. Mesh air intake screens
- TRANSMISSION** Full powershift automatic transmission with torque converter. Four forward and three reverse gears with a speed inhibitor and modulation for smooth directional changes. Twist grip for manual gear selection with transmission kickdown button. Forward and reverse control lever on steering column and an FNR switch on hydraulic control lever. Automatic transmission disconnect activated by braking. Transmission underbelly guard for added protection.
- TIRES** See Section 2.
- FRONT/REAR AXLES** Standard differentials with outboard planetaries. Optional limited slip differentials available for superior traction performance. Optional automatic locking differential on front axle also available.
- SERVICE BRAKES** Oil immersed hub mounted multi-disc design. Dual circuit design with accumulator backup to provide stopping ability in all conditions and emergency. Parking brake, electro-hydraulic disc type operating on transmission output shaft. Applies when engine is shutdown.
- ELECTRICS** 24 volt, IP 67 water and dust resistant connectors with numerical coded wiring. 100 amp alternator with 2 heavy duty low maintenance batteries rated at 900 CCA. Battery disconnect switch located in battery compartment. Electrical circuit test button. Back-up Alarm.
- INSTRUMENTS** Audible and visual engine and powertrain warning system with front mounted instrument panel including speedometer, hourmeter, fuel gauge, coolant temperature gauge, transmission temperature gauge, clock and auto emergency engine shut-down system. Parking brake "on" warning light & audible alarm.
- CAB UNIT** SAE certified ROPS/FOPS fully enclosed pressurized cab with 68 dB(a) internal noise level (SAE J2105) Dual heated exterior side view mirrors, two interior rear view mirrors, headrest and sun visor. Fully adjustable cloth suspension seat with 3 inch seat belt and left hand armrest. Heater/defroster, windshield wiper/washer, radio provision with speakers. Lighting package includes two headlights, two front worklights, two tail lights, turn signals and cab mounted flashing beacon. Ceiling mounted switch bank for accessory controls. Operator's and service manuals
- HYDRAULICS** Twin variable displacement piston pumps feed a "load sensing" system, providing an efficient and responsive distribution of power. Two spool loader circuit with accumulator backup. 3rd spool auxiliary hydraulic circuit as standard. Single control lever for lift and tilt functions. Priority steering valve for improved handling and safety. Electric emergency steering pump.
- LOADER** Parallel lift loader end with a general purpose bucket (see buckets, Section 2). Four cylinder geometry for high attachment torque and capacity. Two lift and two tilt cylinders. Return to dig and height kickout. Lift cylinder safety strut.
- LIVELINK** 3 year subscription allows for enhanced machine security, improved service monitoring, and modernized fleet control
- WARRANTY** 3 Year full coverage warranty (please see the machine warranty certificate for details)

SECTIONS ARE ORGANIZED AS FOLLOWS:
Section 1 - PACKAGE BUILDS
Section 2 - CUSTOM BUILD - NEW FACTORY BUILT ORDERS
Section 3 - OPTIONS - NEW FACTORY BUILT ORDERS
Section 4 - ATTACHMENTS - NEW FACTORY BUILT ORDERS
DEALER FIT - WHEEL LOADERS (LISTED SEPARATELY FOR ALL WHEEL LOADERS)

	457 HT WHEEL LOADER	U.S. DOLLAR PRICE PAGES	F.O.B. SAVANNAH, GA	EFFECTIVE: JANUARY 01, 2018
---	----------------------------	----------------------------	------------------------	-----------------------------


SECTION 1 - PACKAGE BUILDS

Select one of the following machine PACKAGE BUILD codes, which include an Attachment.

Package build configurations cannot normally be changed. If a Package Build does not meet your requirements please order a machine using the Custom Build, Attachments & Options Sections following.

NOTE: Tires are subject to availability from manufacturers and, due to the current tire shortage; alternative options may be fitted to Package Builds. Notification will be given if an alternate tire is fitted.

SALES CODE	ITEM	<u>457T(A)</u>	<u>457T(B)</u>
		STD SPEC	HIGH SPEC
457T	457 HT Base Machine (258 Gross HP, TIER 4 FINAL EMISSION COMPLIANT)	✓	✓
600A491	JCB Radial GPR 23.5 R25 L3	✓	✓
600B007	Standard Cab, ROPS/FOPS - includes 3 inch seatbelt	✓	
600B008	High Spec Cab, ROPS/FOPS - includes 3 inch seatbelt, Secondary Screen and Deluxe Seat		✓
600C001	A/C and Heater System w/ Radiator Debris Guard	✓	✓
600D003	Limited Slip Axles with Automatic 4 Speed Powershift Transmission	✓	✓
600E013	Std. Arms, One Aux. Hyd. Service, 3rd spool w/ Joystick - Mounted Proportional Buttons	✓	✓
600F017	Operators Handbook and Manual Pack, English	✓	✓
600J003	Quickhitch - JCB Hydraulic includes Couplings and Electric Pin Isolator	✓	✓
600J425	GP Bucket - 4.6 cu.yd. w/ Bolt-on Cutting Edge	✓	✓
600R014	Additional Worklights - cab mounted (6 Front, 2 Rear on Cab and 2 Rear on Hood)		✓
600S012	Full Rear Fenders		✓
600T011	Smooth Ride System (457)		✓
600T411	JCB Smooth Ride System (Load Suspension)	✓	✓
SUGGESTED LIST PRICE		\$282,255	\$285,497


	457 HT WHEEL LOADER	U.S. DOLLAR PRICE PAGES	F.O.B. SAVANNAH, GA	EFFECTIVE: JANUARY 01, 2018
---	----------------------------	----------------------------	------------------------	-----------------------------

SECTION 2 - NEW CUSTOM FACTORY BUILT ORDERS:

If a Package Build machine from Section 1 will not meet your requirements, please order a machine by selecting one code from each E (Essential) category below. Select Options and/or Attachments from Section 3 or 4.

JCB cannot normally modify existing factory inventory. Dealers should order and install items from the Dealer Fit Section to change


SALES CODE	ITEM	U.S. LIST
BASE MACHINE		
457T	457 HT Base Machine (258 Gross HP, TIER 4 FINAL EMISSION COMPLIANT)	\$220,563
TIRES INCLUDING RIMS		
600A373	Michelin XTLA 23.5 R 25	\$5,745
600A374	Michelin XHA 23.5 - R25 L3	\$8,805
600A377	Michelin XMine D2 23.5 - R25, L5	\$19,890
600A382	Michelin XLD L3T 650/65 R25 L3	\$9,574
600A475	Goodyear HRL 23.5-25: L3 Cross Ply, 20 PLY	\$7,021
600A491	JCB Radial GPR 23.5 R25 L3	\$7,416
600A514	SG Revolution S2C2 DWL 23.5 R25 Solid Cushion	\$31,035
OPERATORS AREA		
600B007	Standard Cab, ROPS/FOPS - includes 3 inch seatbelt	\$3,861
600B008	High Spec Cab, ROPS/FOPS - includes 3 inch seatbelt, Secondary Screen and Deluxe Seat	\$5,070
CAB CONDITIONING SYSTEMS		
600C001	A/C and Heater System w/ Radiator Debris Guard	\$3,941
600C002	Automatic Climate Control - A/C and Heater System	\$4,807
600C004	Full Cab Heater & Air Conditioning - Epoxy Coated	\$4,733
600C005	Full Cab Climate Control, Atc- Epoxy Coated.	\$5,186
TRANSMISSION AND AXLES		
600D001	Standard Axles with Automatic 4 Speed Powershift Transmission	\$9,429
600D002	Standard Axles with Automatic 5 Speed Powershift Transmission with Lock up	\$16,291
600D003	Limited Slip Axles with Automatic 4 Speed Powershift Transmission	\$11,498
600D004	Limited Slip Axles with Automatic 5 Speed Powershift Transmission with Lock up	\$18,359
600D005	Standard Axles with Automatic Differential Lock on Front Axle 4 Speed Transmission	\$14,116
600D006	Standard Axles with Automatic Differential Lock on Front Axle 5 Speed Transmission with Lock up	\$21,007
600D010	Standard Axles with Automatic 5 Speed Powershift Transmission with Lock up - Super High Lift Arms	\$16,291
600D011	Limited Slip Axles with Automatic 5 Speed Powershift Transmission with Lock up - Super High Lift Arms	\$18,359
600D012	Standard Axles with Automatic Differential Lock on Front Axle 5 Speed Transmission with Lock up - Super High Lift Arms	\$21,007
LOADER ARMS & AUXILIARY HYDRAULICS		
Standard		
600E013	Std. Arms, One Aux. Hyd. Service, 3rd spool w/ Joystick - Mounted Proportional Buttons	\$10,962
600E014	Std. Height Loader Arm, 3 Spool Multi Lever Hydraulics.	\$8,420
600E015	Std. Arms, Two Aux. Hyd. Service, 3 & 4 spool with Joystick Mounted Proportional buttons; changeover switch.	\$11,420
600E016	Std. Height Loader Arm, 4 Spool Multi Lever Hydraulics.	\$9,787
Super High-Lift		
600E017	Super High Lift Arms, One Aux. Hyd. Service, 3rd spool w/ Joystick - Mounted Proportional Buttons	\$17,276
600E018	Super High Lift Loader Arm, 3 Spool Multi Lever Hydraulics.	\$16,087
600E019	Super High Lift Arms, Two Aux. Hyd. Services 3 & 4 spool joystick mounted proportional buttons; changeover switch.	\$17,480
600E020	Super High Lift Loader Arm, 4 Spool Multi Lever Hydraulics.	\$16,472
MANUALS		
600F017	Operators Handbook and Manual Pack, English	\$0
600F018	Operators Handbook and Manual Pack, French	\$0

	457 HT WHEEL LOADER	U.S. DOLLAR PRICE PAGES	F.O.B. SAVANNAH, GA	EFFECTIVE: JANUARY 01, 2018
---	----------------------------	----------------------------	------------------------	-----------------------------------

SECTION 3 - OPTIONS - NEW FACTORY BUILT ORDERS:

Select Optional Equipment as desired within limitations if indicated.

SALES CODE	ITEM	U.S. LIST
OPERATOR AND CAB OPTIONS		
600R001	Carbon Filter - Cab Air Intake	\$177
600R005	Deluxe Fabric Seat - 3" Seatbelt	\$585
600R006	Super Deluxe Fabric Seat - 3" Seatbelt	\$1,057
600R014	Additional Worklights - cab mounted (6 Front, 2 Rear on Cab and 2 Rear on Hood)	\$227
600R015	LED Worklights - cab mounted (provides a total of 4 Front, 4 Rear on Cab and 2 Rear on Hood)	\$1,653
600R026	In Cab Floor Carpet	\$471
600R027	In Cab Cool Box	\$629
600R028	360 Degree work lights (All LED) 6 front, 6 rear, 2 in grill	\$2,573
600R042	Hi-vis seatbelt - 2 inch only. Orange	\$119
MACHINE PROTECTION OPTIONS		
600R029	Front screen guard	\$1,323
600S001	Front Chassis Protection Mat	\$923
600S006	Rear Grille Guard - White To Match Red & White Chevron Counterweight	\$1,897
600S007	Rear Grille Guards	\$1,650
600S008	Full Handrails	\$2,799
600S009	Rear Belly Guard Kit	\$636
600S010	Front Belly Guard Kit	\$1,017
600S011	Rear Light Guards	\$869
600S018	Front Light Guards	\$167
HYDRAULIC AND OTHER MACHINE OPTIONS		
600J003	Quickhitch - JCB Hydraulic includes Couplings and Electric Pin Isolator	\$6,459
600J010	Quickhitch - JCB Hydraulic includes Couplings and Electric Pin Isolator. SHL Arms	\$6,459
600J011	Quickhitch ready	\$1,611
600M001	Radiator - Wide Core (For use in ambient temperatures below 104°F)	\$1,481
600M002	Std Cooling Pack - Epoxy Coated	\$1,462
600M003	Wide Core Cooling - Epoxy Coated	\$2,937
600M004	Hydraulic Oil (Bio-degradable)	\$2,901
600N001	Reverse Smart Alarm (82-112dba, 5 dba above ambient)	\$211
600N007	Rear radar system (Compatible with rear guard)	\$4,598
600N008	Rear radar system (Not compatible with rear guard)	\$4,598
600P002	Transmission Cooler Bypass System (Quick heat of Transmission oil)	\$733
600S012	Full Rear Fenders	\$637
600T002	Auto Lube (Installed)	\$6,226
600T003	Auto Lube (Installed) - Super High Lift Arm only	\$6,226
600T011	Smooth Ride System (457)	\$1,168
600T411	JCB Smooth Ride System (Load Suspension)	\$5,545
600T428	Wheels and Tyres Assembly Spare: Michelin XMINED 2-23.5 R25	\$6,696
600T463	Auxiliary Relief Valve for 3 spool	\$362
600T464	Auxiliary Relief Valve for 3 & 4 spool	\$772
600W013	Wastemaster Package	\$7,809

	457 HT WHEEL LOADER	U.S. DOLLAR PRICE PAGES	F.O.B. SAVANNAH, GA	EFFECTIVE: JANUARY 01, 2018
---	----------------------------	----------------------------	------------------------	-----------------------------------

SECTION 4 - ATTACHMENTS - NEW FACTORY BUILT ORDERS:

Select Attachments as desired within limitations if indicated.

SALES	ITEM	U.S.
CODE	ITEM	LIST
JCB QUICKHITCH LOADER BUCKETS - ENSURE QUICK HITCH IS ORDERED		
600J418	GP Bucket - 3.9 cu.yd. Shovel, with Teeth And Toeplate	\$13,776
600J421	GP Bucket - 4.3 cu.yd. w/ Bolt-on Cutting Edge	\$11,228
600J425	GP Bucket - 4.6 cu.yd. w/ Bolt-on Cutting Edge	\$11,833
JCB DIRECT MOUNTED LOADER BUCKETS (NOT FOR USE WITH QUICKHITCH)		
600H419	GP Bucket - 3.9 cu.yd. w/ Bolt-on Cutting Edge	\$10,929
600H420	GP Bucket - 3.9 cu.yd. w/ Teeth & Segmented Cutting Edge	\$13,776
600H424	GP Bucket - 4.3 cu.yd. w/ Bolt-on Cutting Edge	\$11,228
600H425	GP Bucket - 4.6 cu.yd. w/ Teeth & Segmented Cutting Edge	\$14,295
600H429	GP Bucket - 4.6 cu. yd. w/ Bolt-on Cutting Edge	\$11,833
600H430	GP Bucket - 4.6 cu. yd. w/ Teeth & Segmented Cutting Edge	\$14,817



2018

**JCB WHEEL LOADER
457 ZX**




**JCB, Inc. North American
MACHINE PRICE LIST
in U.S. Dollars**

EFFECTIVE: JANUARY 01, 2018

ISSUE 1.0

**CHANGES TO SPECIFICATIONS AND/OR PRICES MAY OCCUR.
PLEASE REFER TO THE PRODUCT MANAGER FOR UPDATES**

	457 ZX WHEEL LOADER	U.S. DOLLAR PRICE PAGES	F.O.B. SAVANNAH,	EFFECTIVE: JANUARY 01, 2018
---	----------------------------	----------------------------	---------------------	--------------------------------

STANDARD EQUIPMENT

- GENERAL** Front and rear unitized mainframe modules with a componentized driveline. Frame mounted hydraulic and fuel tanks with convenient cleanout ports. Steel front and rear fenders, side panels and rear engine access electrically assisted struts. Articulation locking strut for transporting.

- ENGINE** 7.7 L (470 CID) 6-cylinder turbo-charged, water-cooled direct injection with 258 gross HP Tier 4 Final, dual element air cleaner, spin-on filters, water separator thermostart assist and antifreeze to -33 degrees. Integral oil cooler and water pump and self tensioning fan belt. Mesh air intake screens

- TRANSMISSION** Full powershift automatic transmission with torque converter. Four forward and three reverse gears with a speed inhibitor and modulation for smooth directional changes. Twist grip for manual gear selection with transmission kickdown button. Forward and reverse control lever on steering column and an FNR switch on hydraulic control lever. Automatic transmission disconnect activated by braking. Transmission underbelly guard for added protection.

- TIRES** See Section 2.

- #N/A** Standard differentials with outboard planetaries. Optional limited slip differentials available for superior traction performance. Optional automatic locking differential on front axle also available.

- SERVICE BRAKES** Oil immersed hub mounted multi-disc design. Dual circuit design with accumulator backup to provide stopping ability in all conditions and emergency. Parking brake, electro-hydraulic disc type operating on transmission output shaft. Applies when engine is shutdown.

- ELECTRICS** 24 volt, IP 67 water and dust resistant connectors with numerical coded wiring. 100 amp alternator with 2 heavy duty low maintenance batteries rated at 900 CCA. Battery disconnect switch located in battery compartment. Electrical circuit test button. Back-up Alarm.

- INSTRUMENTS** Audible and visual engine and powertrain warning system with front mounted instrument panel including speedometer, hourmeter, fuel gauge, coolant temperature gauge, transmission temperature gauge, clock and auto emergency engine shut-down system. Parking brake "on" warning light & audible alarm.

- CAB UNIT** SAE certified ROPS/FOPS fully enclosed pressurized cab with 68 dB(a) internal noise level (SAE J2105) Dual heated exterior side view mirrors, two interior rear view mirrors, headrest and sun visor. Fully adjustable cloth suspension seat with 3 inch seat belt and left hand armrest. Heater/defroster, windshield wiper/washer, radio provision with speakers. Lighting package includes two headlights, two front worklights, two tail lights, turn signals and cab mounted flashing beacon. Ceiling mounted switch bank for accessory controls. Operator's and service manuals


- HYDRAULICS** Twin variable displacement piston pumps feed a "load sensing" system, providing an efficient and responsive distribution of power. Two spool loader circuit with accumulator backup. 3rd spool auxiliary hydraulic circuit as standard. Single control lever for lift and tilt functions. Priority steering valve for improved handling and safety. Electric emergency steering pump.

- LOADER** Z-bar loader end with a general purpose bucket (see buckets, Section 2). Z-bar geometry for high breakout torque and capacity. Two lift and one tilt cylinders. Return to dig and height kickout. Lift cylinder safety strut.

- LIVELINK** 3 year subscription allows for enhanced machine security, improved service monitoring, and modernized fleet control

- WARRANTY** 3 Year full coverage warranty (please see the machine warranty certificate for details)

SECTIONS ARE ORGANIZED AS FOLLOWS:
Section 1 - PACKAGE BUILDS
Section 2 - CUSTOM BUILD - NEW FACTORY BUILT ORDERS
Section 3 - OPTIONS - NEW FACTORY BUILT ORDERS
Section 4 - ATTACHMENTS - NEW FACTORY BUILT ORDERS
DEALER FIT - WHEEL LOADERS (LISTED SEPARATELY FOR ALL WHEEL LOADERS)

	457 ZX WHEEL LOADER	U.S. DOLLAR PRICE PAGES	F.O.B. SAVANNAH, GA	EFFECTIVE: JANUARY 01, 2018
---	----------------------------	----------------------------	------------------------	-----------------------------

SECTION 1 - PACKAGE BUILDS


Select one of the following machine PACKAGE BUILD codes, which include an Attachment.

Package build configurations cannot normally be changed. If a Package Build does not meet your requirements please order a machine using the Custom Build, Attachments & Options Sections following.

NOTE: Tires are subject to availability from manufacturers and, due to the current tire shortage; alternative options may be fitted to Package Builds. Notification will be given if an alternate tire is fitted.

SALES CODE	ITEM	<u>YELLOW</u>	<u>457Z(B)</u>
		<u>SERIES</u>	<u>HIGH SPEC</u>
457Z	457 ZX Base Machine (258 Gross HP, TIER 4 FINAL EMISSION COMPLIANT)	✓	✓
600A491	JCB Radial GPR 23.5 R25 L3	✓	✓
600B007	Standard Cab, ROPS/FOPS - includes 3 inch seatbelt	✓	
600B008	High Spec Cab, ROPS/FOPS - includes 3 inch seatbelt, Secondary Screen and Deluxe Seat		✓
600C001	A/C and Heater System w/ Radiator Debris Guard	✓	✓
600D003	Limited Slip Axles with Automatic 4 Speed Powershift Transmission	✓	✓
600E023	Std. Height Loader Arm, 3 Spool Joystick Hydraulics	✓	✓
600F017	Operators Handbook and Manual Pack, English	✓	✓
600H414	GP Bucket - 4.6 cu. yd. w/ Bolt-on Cutting Edge	✓	✓
600J012	Quick Hitch Ready	✓	✓
600R014	Additional Worklights - cab mounted (6 Front, 2 Rear on Cab and 2 Rear on Hood)		✓
600S005	Heavy Duty Counterweight	✓	✓
600S012	Full Rear Fenders		✓
600T011	Smooth Ride System (457)		✓
600T411	JCB Smooth Ride System (Load Suspension)	✓	✓

SUGGESTED LIST PRICE **\$267,938** **\$271,180**


	457 ZX WHEEL LOADER	U.S. DOLLAR PRICE PAGES	F.O.B.	SAVANNAH, GA	EFFECTIVE: JANUARY 01, 2018
---	----------------------------	----------------------------	--------	-----------------	-----------------------------------

SECTION 2 - NEW CUSTOM FACTORY BUILT ORDERS:

If a Package Build machine from Section 1 will not meet your requirements, please order a machine by selecting one code from each E (Essential) category below. Select Options and/or Attachments from Section 3 or 4.


JCB cannot normally modify existing factory inventory. Dealers should order and install items from the Dealer Fit Section

SALES CODE	ITEM	U.S. LIST
BASE MACHINE		
457Z	457 ZX Base Machine (258 Gross HP, TIER 4 FINAL EMISSION COMPLIANT)	\$215,851
TIRES INCLUDING RIMS		
600A373	Michelin XTLA 23.5 R 25	\$5,745
600A374	Michelin XHA 23.5 - R25 L3	\$8,805
600A376	Michelin XLD L3T 650/65R25 L3	\$20,796
600A377	Michelin XMine D2 23.5 - R25, L5	\$19,890
600A382	Michelin XLD L3T 650/65 R25 L3	\$9,574
600A475	Goodyear HRL 23.5-25: L3 Cross Ply, 20 PLY	\$7,021
600A491	JCB Radial GPR 23.5 R25 L3	\$7,416
600A514	SG Revolution S2C2 DWL 23.5 R25 Solid Cushion	\$31,035
OPERATORS AREA		
600B007	Standard Cab, ROPS/FOPS - includes 3 inch seatbelt	\$3,861
600B008	High Spec Cab, ROPS/FOPS - includes 3 inch seatbelt, Secondary Screen and Deluxe Seat	\$5,070
CAB CONDITIONING SYSTEMS		
600C001	A/C and Heater System w/ Radiator Debris Guard	\$3,941
600C002	Automatic Climate Control - A/C and Heater System	\$4,807
600C004	Full Cab Heater & Air Conditioning - Epoxy Coated	\$4,733
600C005	Full Cab Climate Control, Atc- Epoxy Coated.	\$5,186
TRANSMISSION AND AXLES		
600D001	Standard Axles with Automatic 4 Speed Powershift Transmission	\$9,429
600D003	Limited Slip Axles with Automatic 4 Speed Powershift Transmission	\$11,498
600D005	Standard Axles with Automatic Differential Lock on Front Axle 4 Speed Transmission	\$14,116
600D007	Limited Slip Axles with Automatic 5 Speed Powershift Transmission with Lock up	\$16,291
600D008	Standard Axles with Automatic Differential Lock on Front Axle 4 Speed Transmission	\$18,359
600D009	Standard Axles with Automatic Differential Lock on Front Axle 5 Speed Transmission with Lock up	\$21,007
LOADER ARMS & AUXILIARY HYDRAULICS		
600E021	Std. Height Loader Arm, 2 Spool Joystick Hydraulics	\$3,797
600E022	Std. Height Loader Arm, 2 Spool Multi Lever Hydraulics	\$3,797
600E023	Std. Height Loader Arm, 3 Spool Joystick Hydraulics	\$4,219
600E024	Std. Height Loader Arm, 3 Spool Multi Lever Hydraulics	\$3,333
600E025	Std. Height Loader Arm, 4 Spool Joystick Hydraulics	\$4,800
600E026	Std. Height Loader Arm, 4 Spool Multi Lever Hydraulics	\$3,754
MANUALS		
600F017	Operators Handbook and Manual Pack, English	\$0
600F018	Operators Handbook and Manual Pack, French	\$0

	<h2>457 ZX WHEEL LOADER</h2>	U.S. DOLLAR PRICE PAGES	F.O.B. SAVANNAH, GA	EFFECTIVE: JANUARY 01, 2018
---	------------------------------	----------------------------	------------------------	-----------------------------------

Select Optional Equipment as desired within limitations if indicated.

SALES CODE	ITEM	U.S. LIST
OPERATOR AND CAB OPTIONS		
600R001	Carbon Filter - Cab Air Intake	\$177
600R005	Deluxe Fabric Seat - 3" Seatbelt	\$585
600R006	Super Deluxe Fabric Seat - 3" Seatbelt	\$1,057
600R014	Additional Worklights - cab mounted (6 Front, 2 Rear on Cab and 2 Rear on Hood)	\$227
600R015	LED Worklights - cab mounted (provides a total of 4 Front, 4 Rear on Cab and 2 Rear on Hood)	\$1,653
600R026	In Cab Floor Carpet	\$471
600R027	In Cab Cool Box	\$629
600R028	360 Degree work lights (All LED) 6 front, 6 rear, 2 in grill	\$2,573
600R042	Hi-vis seatbelt - 2 inch only. Orange	\$119
MACHINE PROTECTION OPTIONS		
600R029	Front screen guard	\$1,323
600S001	Front Chassis Protection Mat	\$923
600S006	Rear Grille Guard - White To Match Red & White Chevron Counterweight	\$1,897
600S007	Rear Grille Guards	\$1,650
600S008	Full Handrails	\$2,799
600S009	Rear Belly Guard Kit	\$636
600S010	Front Belly Guard Kit	\$1,017
600S011	Rear Light Guards	\$869
600S018	Front Light Guards	\$167
HYDRAULIC AND OTHER MACHINE OPTIONS		
600J001	Quickhitch - JCB Hydraulic includes Couplings and Electric Pin Isolator	\$6,459
600J012	Quick Hitch Ready	\$1,611
600M001	Radiator - Wide Core (For use in ambient temperatures below 104°F)	\$1,481
600M002	Std Cooling Pack - Epoxy Coated	\$1,462
600M003	Wide Core Cooling - Epoxy Coated	\$2,937
600M004	Hydraulic Oil (Bio-degradable)	\$2,901
600N001	Reverse Smart Alarm (82-112dba, 5 dba above ambient)	\$211
600N007	Rear radar system (Compatible with rear guard)	\$4,598
600N008	Rear radar system (Not compatible with rear guard)	\$4,598
600P002	Transmission Cooler Bypass System (Quick heat of Transmission oil)	\$733
600S012	Full Rear Fenders	\$637
600T004	Auto Lube (Installed)	\$6,226
600T011	Smooth Ride System (457)	\$1,168
600T411	JCB Smooth Ride System (Load Suspension)	\$5,545
600T463	Auxiliary Relief Valve for 3 spool	\$362
600T464	Auxiliary Relief Valve for 3 & 4 spool	\$772
600W013	Wastemaster Package	\$7,809

	457 ZX WHEEL LOADER	U.S. DOLLAR PRICE PAGES	F.O.B. SAVANNAH, GA	EFFECTIVE: JANUARY 01, 2018
---	----------------------------	----------------------------	------------------------	-----------------------------------

SECTION 4 - ATTACHMENTS - NEW FACTORY BUILT ORDERS:

Select Attachments as desired within limitations if indicated.

SALES CODE	ITEM	U.S. LIST
JCB QUICKHITCH LOADER BUCKETS - ENSURE QUICK HITCH IS ORDERED		
600J012	Quick Hitch Ready	\$1,611
600J418	GP Bucket - 3.9 cu.yd. Shovel, with Teeth And Toeplate	\$13,983
600J421	GP Bucket - 4.3 cu.yd. w/ Bolt-on Cutting Edge	\$11,396
600J425	GP Bucket - 4.6 cu.yd. w/ Bolt-on Cutting Edge	\$12,010
JCB DIRECT MOUNTED LOADER BUCKETS (NOT FOR USE WITH QUICKHITCH)		
600H398	GP Bucket - 3.9 cu.yd. w/ Bolt-on Cutting Edge	\$11,098
600H401	GP Bucket - 4.3 cu.yd. w/ Bolt-on Cutting Edge	\$11,396
600H403	GP Bucket - 3.9 cu.yd. w/ Teeth & Segmented Cutting Edge	\$13,989
600H404	GP Bucket - 4.3 cu.yd. w/ Teeth & Segmented Cutting Edge	\$14,509
600H414	GP Bucket - 4.6 cu. yd. w/ Bolt-on Cutting Edge	\$12,010
600H415	GP Bucket - 4.6 cu. yd. w/ Teeth & Segmented Cutting Edge	\$15,039