



JANUARY 2017

EDUCATIONAL FURNITURE PRICE LIST - USA

THINK SMART

THE LEARNING ENVIRONMENT SOLUTION

LACASSE

NICER FOR THE ENVIRONMENT

It's our corporate responsibility to contribute to the preservation of natural resources and to ensure that our operations have the least possible impact on the environment. We choose suppliers who support our efforts to reduce deforestation. The majority of our products are manufactured from particleboard, made from 100% post-industrial recycled materials. We recover the cuttings from all our activities and even sawdust for power cogeneration. What's more, we sort and recycle plastic, steel and aluminum.

Our St.Pie, QC and Bruce, MS facilities are certified ISO 9001 and ISO 14 001.

We're proud to say that all Lacasse products are GREENGUARD® certified. Which means that North Americans can be sure that these products will not affect the air quality of their working environments. And other groups, like architects, designers and specifiers who use Lacasse products can benefit from their GREENGUARD® certification to earn points towards meeting LEED® standards.

For more information on Groupe Lacasse sustainable development practices, visit www.grounelacasse.com.



GREENGUARD Indoor Air Quality® and GREENGUARD Children & Schools® are trademarks of the GREENGUARD Environmental Institute

ENVIRONMENTAL TOOLS

A variety of informative tools which detail how Groupe Lacasse products help support green initiatives are available. All documents are routinely updated and placed on the Groupe Lacasse website under "**About Us > Environment**". Please check this page regularly for the most up-to-date documents.

Available documents: the corporate **Sustainability Policy**, how our products support **LEED Credits** (these documents include information on the percentage of recycled material in each product) and a listing of Groupe Lacasse products that are **GREENGUARD Certified**.

GREENGUARD CERTIFICATES

GREENGUARD Indoor Air Quality and Children and Schools certificates can be downloaded. These are found on www.greenguard.org. Search for Groupe Lacasse in the "Find Products> Search by Manufacturer" section. All GREENGUARD certifications are listed by product line.

FURTHER INFORMATION

For more information on environmental and sustainable procedures in the manufacturing of our products, contact Communications@grounelacasse.com.

TABLE OF CONTENTS

ENVIRONMENTAL INITIATIVES	2	WALL-MOUNTED SYSTEM	17
GENERAL SPECIFICATIONS	3	SHELVINGS	19
THINK SMART EDUCATIONAL FURNITURE	6	CIRCULATION DESKS	20
DESKS	6	BENCHES	23
CARRELS	9	LOCKERS	23
TABLES	11	ACCESSORIES	23
COMPLEMENTARY FURNITURE	13	ELECTRIFICATION	24
STORAGE UNITS	14	TECHNICAL PERFORMANCES	25
MODULAR CABINETRY	16	TERMS & CONDITIONS OF SALE	26

THINK SMART

EDUCATIONAL FURNITURE

EDGEBOARDING




N EDGE

Furniture with 1" and 1½" (25 and 38 mm) thick tops.

Smooth, ¼" (3 mm) thick edge.


The **N** edge is **matched with the finish specified for the surface.**

DOOR INSERTS



T – TRANSLUCENT

HANDLES



L – LINEAR



Q – SQUARE



V – ROUND

Exceptions: L handle is not compatible on furniture with aluminum framed translucent doors or on the metal doors of laptop carts.

LEGS



Q – SQUARE



V – ROUND

ACCENT COLORS



S – SILVER



A – ANTHRACITE GREY

The accent color applies to non-laminate components such as bases, handles, grommets, ventilation grids, laptop cart metal doors and wall cabinet hardware.

Exceptions: Power units, translucent doors and aluminum legs on benches are available in Silver anodized aluminum only.

Steel shelves are available painted Anthracite grey only.

CODIFICATION

SERIES	OPTIONS			
	THICKNESS	HANDLES	ACCENT COLORS	LEGS
E	1 Thermofused laminate 1"	N N/A	N N/A	Q Square
	2 High-pressure laminate 1"	L Linear	A Anthracite grey	V Round
	5 Thermofused laminate 1½"	Q Square	S Silver	
	6 High-pressure laminate 1½"	V Round		

GENERAL SPECIFICATIONS

WITH GROUPE LACASSE DESIGN AND MANUFACTURING CAPABILITIES, THERE IS VERY LITTLE THAT WE CANNOT DO WITH THERMOFUSED LAMINATES – AND WE BELIEVE THAT WE CAN QUOTE AND WIN MOST ARCHITECT AND DESIGNER SPECIFIC PROJECTS.

ALL STANDARD PRODUCTS MEET OR EXCEED ANSI/BIFMA REQUIREMENTS.

SURFACES

Work surfaces and tops are made of 1" (25 mm) or 1½" (38 mm) thick mar-resistant high-performance laminate (45 lbs/ft³) laminated on both faces, also called TFL.

High-pressure laminate work surfaces are available, also called HPL, for certain units, adding ¼" (1,6 mm) to the overall thickness of the work surface.

Side panels are 1" (25 mm) thick.

EDGEBOARDING

Work surfaces are finished with a ¾" (3 mm) ABS smooth edgebanding.

CONSTRUCTION

In a majority of cases, products are assembled with metal-to-metal hardware to facilitate the replacement of parts in case of damage.

DRAWERS AND DOORS

All drawers built for trouble-free performance.

- Black full extension ball bearing suspensions.
- 100 lbs (45 kg) load capacity for box and file drawers.
- 150 lbs (68 kg) load capacity for lateral file drawers.
- Five sided drawer construction including bottom in ¼" (11 mm) black particleboard. Reinforced rod on 36" (914 mm) wide drawers.
- PVC top rails for lateral file folders.
- Standard interlock system where required.
- 135° hinges on doors.
- 270° hinges are available upon request (contact Groupe Lacasse Quotations Department).

LOCKS

Cam lock is available on drawers and doors and will match the specified accent color; Black or Silver. Key-alike option is available upon request (contact Groupe Lacasse Customer Service).

LEVELERS

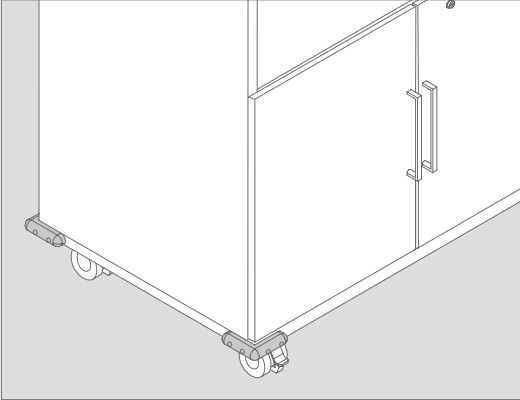
Levelers allow up to 1/4" (32 mm) height adjustment unless otherwise specified.

CASTERS

Mobile units have 3" (75 mm) diameter heavy-duty casters made of non-marking synthetic rubber. Load capacity of 176 lbs (80 kg) per caster.

PROTECTIVE RUBBER BUMPER

Grey rubber bumpers are available for mobile units. Bumpers are sold separately; please refer to the Accessories section, p. 23.



SHELVES

- 1" (25 mm) thick thermofused laminate shelves have a hidden anti-tip device when there is no door in front of them.
- Metal shelves are made of 18 gauge steel with a load capacity of 150 lbs (68 kg).

HANDLES

Three choices of handles available in Silver or Anthracite grey finish: Linear (L) thermoplastic polymer handle, Square (Q) or Round (V) metal pulls.

The LGC-PULL17 handle for mobile units only is sold separately; please refer to p. 16.

LEGS

Two choices of legs available in Silver or Anthracite grey finish: Square (Q) or Round (V) metal legs.

BENCH CUSHIONS

2" (51 mm) thick foam cushion installs on bench with Velcro (included). Cushions comply with Cal. 117 requirements.

TECHNOLOGY INTEGRATION

- Matching Anthracite grey or Silver grommets included on most furniture units.
- Certain teachers' desks include CPU storage units and ventilation grids to accommodate a variety of electronic devices.
- Wire management raceways included on computer carrels, laptop and CPU tables.
- For optional electrical/communication modules; please refer to Accessories section, p. 23.

DIMENSIONS

Metric dimensions are exact; imperial dimensions are nominal (unless otherwise specified).

OTHER FINISHES (SPECIAL)

Other finishes (i.e., non standard) may be ordered at an upcharge. Minimum quantity may be required. Please check with our Quotations Department. Delivery may vary depending on the choice of finish or type of material.

MODULAR CABINETRY

All modular cabinetry must be attached to a wall to ensure stability and security.

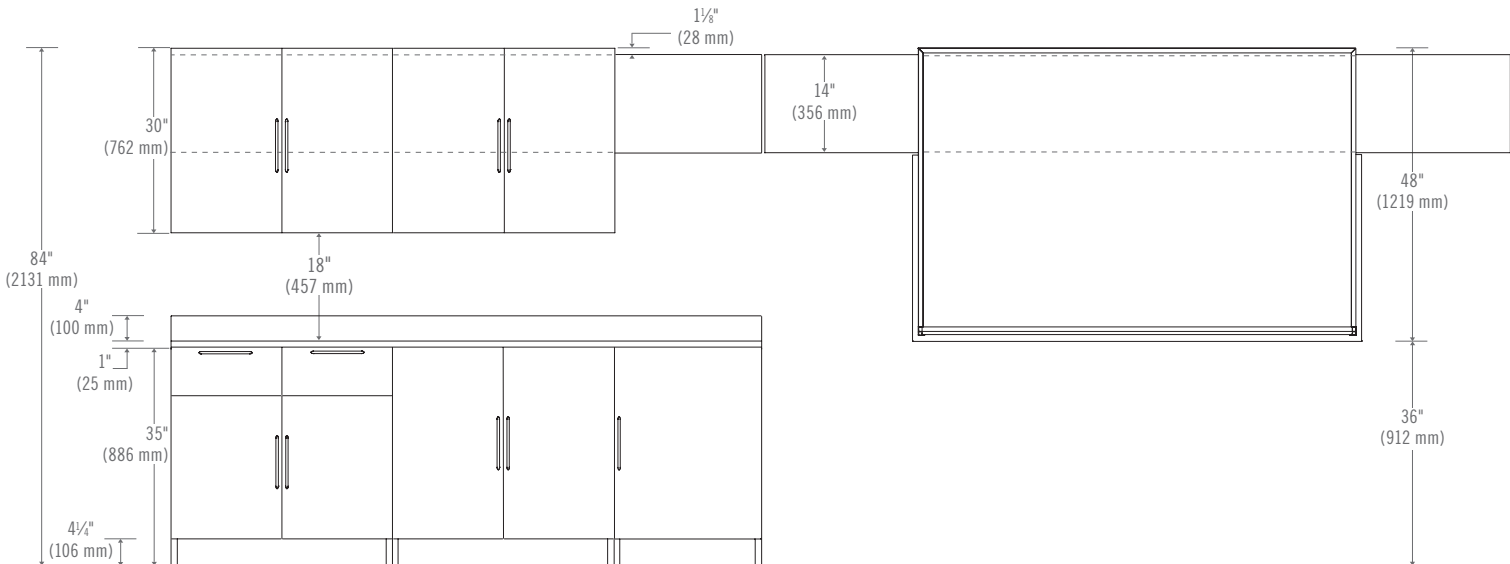
WALL-MOUNTED LAMINATE HANGING SYSTEM

The wall-mounted laminate panel should be installed by a professional. Appropriate hardware must be used to ensure a good and secure installation of the laminate panel to the wall. Panel mount hardware is not included and may vary depending on wall type. The laminate panel should be equal or longer than the length of all of the hanging component(s); i.e., white board, cabinet, etc.

CABINETS AND ACCESSORIES FOR WALL-MOUNTED HANGING SYSTEM

Hanging components such as white boards, cabinets, bookcases must be securely attached to the wall-mounted laminate panel with the supplied mounting hardware.

THE SYSTEM IS VERY FLEXIBLE AND ALLOWS MANY CONFIGURATIONS, PLANS BELOW ILLUSTRATE THE RECOMMENDED POSITION OF THE STORAGE UNITS.



POWER BAR (LGC-POWERBAR)

To be used with laptop carts; installs on the back portion of the cart. Maximum input current; 15 AMP, 10 outlets. Surge and overload protection.

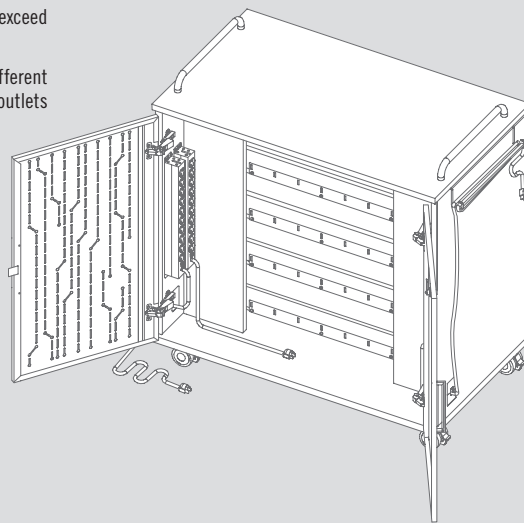
A separate wall circuit is recommended for each surge and overload-protected 10-outlet electrical unit.

When the units are plugged into wall outlets, make sure not to exceed circuit capacity (15 to 20 AMP per circuit).

Using a timer to recharge laptops is recommended or using different wall outlets to prevent tripping breaker when all power bar outlets are in use.

UL Recognized - UL 1363
RoHS Compliancy.

Power bar is sold separately; please refer to p. 13.



ELECTRICITY

4-Trac System is compatible with laptop and CPU tables, as well as all types of carrels.

4-TRAC SYSTEM FEATURES:

- 4-wires, 2 circuits, 20 AMP each.
- 13 duplex receptacles per circuit. Maximum of 26 duplex receptacles of 15 AMP per power infeed.
- Easy to specify, install and reconfigure.
- UL listed as a Manufactured Wiring System.
- RoHS Compliancy available upon request; Cradle to Cradle.
- Will work in all locations except for Chicago. Manufactured Wiring Systems are not permitted in Chicago.
- Chicago code compliancy and many other options (8-wire system, etc.) are available upon request; contact Groupe Lacasse Quotations Department.

HOW TO SPECIFY

EXAMPLE USING A CONFIGURATION OF LAPTOP TABLES (E_N_RLP2460J)

STEP 1

Determine the number of users in function of the length of the surface and their electrical requirements (1 or 2 duplex receptacles per workstation are usually sufficient).

LGC-DUPLEXC_

STEP 2

Determine whether 1 or 2 circuits are needed, accordingly to the quantity of duplex receptacles.

STEP 3

Determine pass cable lengths in function of duplex receptacle positioning and surface lengths.

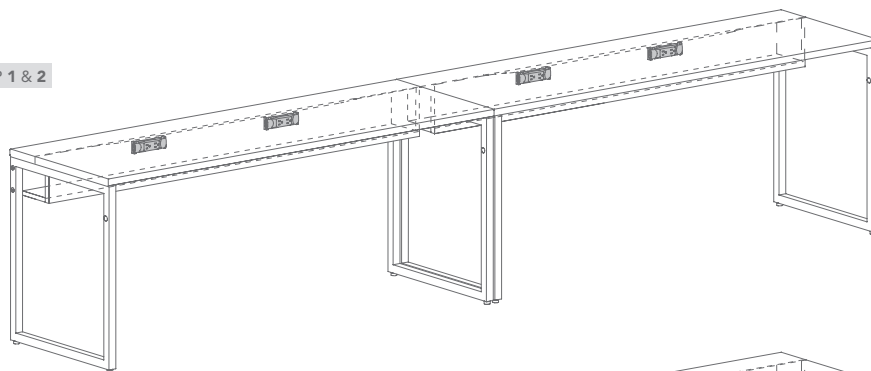
LGC-PASS__

STEP 4

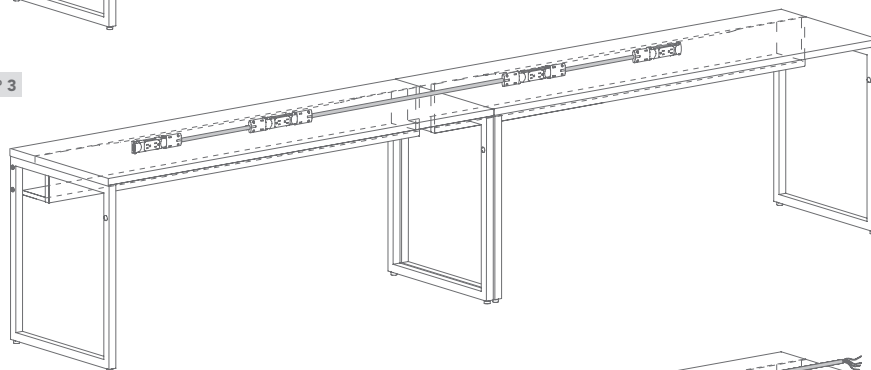
Determine electrical feed cable length, between the duplex receptacle and wall power source. The electrical installation must be made by a professional electrician.

LGC-FFEED__

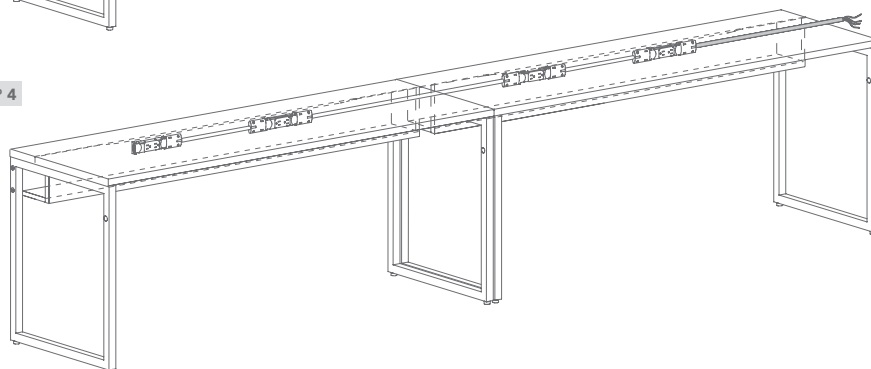
STEP 1 & 2


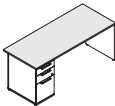


STEP 3


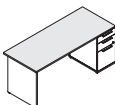


STEP 4


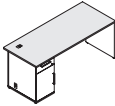


	W x D x H (*)	W x D x H (mm)	Code	All Laminate (\$)	HPL Surfaces (\$)
TEACHER'S DESKS					
Left single pedestal desks	<i>1 pedestal on left with lock. 2 box drawers and 1 file drawer with suspension bar. Lock controls all drawers. Pencil tray. Recessed half-height modesty panel.</i>				
	72 x 30 x 29	1800 x 750 x 735	E___-UF3072S	1,491	1,672
	60 x 30 x 29	1500 x 750 x 735	E___-UF3060S	1,465	1,612
	48 x 30 x 29	1200 x 750 x 735	E___-UF3048S	1,437	1,557
	Specify the surface type (1, 2). Specify the handle code (L, Q, V). Specify the accent color (A, S).				


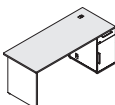
Packaged in 2 boxes.

Right single pedestal desks	<i>1 pedestal on right with lock. 2 box drawers and 1 file drawer with suspension bar. Lock controls all drawers. Pencil tray. Recessed half-height modesty panel.</i>				
	72 x 30 x 29	1800 x 750 x 735	E___-S3072UF	1,491	1,672
	60 x 30 x 29	1500 x 750 x 735	E___-S3060UF	1,465	1,612
	48 x 30 x 29	1200 x 750 x 735	E___-S3048UF	1,437	1,557
	Specify the surface type (1, 2). Specify the handle code (L, Q, V). Specify the accent color (A, S).				


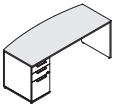
Packaged in 2 boxes.

Left single pedestal desks	<i>1 pedestal on left with lock. 1 box drawer and 1 CPU storage with door and ventilation grid. Lock controls drawer and CPU storage door. Grommet on desk surface and on sides of CPU storage. Pencil tray. Recessed half-height modesty panel. CPU storage space: 14" W x 24 1/4" D x 21 1/2" H (356 x 617 x 544 mm).</i>				
	72 x 30 x 29	1800 x 750 x 735	E___-UC3072S	1,301	1,475
	60 x 30 x 29	1500 x 750 x 735	E___-UC3060S	1,273	1,420
	48 x 30 x 29	1200 x 750 x 735	E___-UC3048S	1,246	1,361
	Specify the surface type (1, 2). Specify the handle code (L, Q, V). Specify the accent color (A, S).				


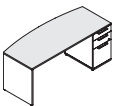
Packaged in 2 boxes.

Right single pedestal desks	<i>1 pedestal on right with lock. 1 box drawer and 1 CPU storage with door and ventilation grid. Lock controls drawer and CPU storage door. Grommet on desk surface and on sides of CPU storage. Pencil tray. Recessed half-height modesty panel. CPU storage space: 14" W x 24 1/4" D x 21 1/2" H (356 x 617 x 544 mm).</i>				
	72 x 30 x 29	1800 x 750 x 735	E___-S3072UC	1,301	1,475
	60 x 30 x 29	1500 x 750 x 735	E___-S3060UC	1,273	1,420
	48 x 30 x 29	1200 x 750 x 735	E___-S3048UC	1,246	1,361
	Specify the surface type (1, 2). Specify the handle code (L, Q, V). Specify the accent color (A, S).				


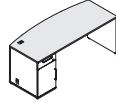
Packaged in 2 boxes.

Left single pedestal bow front desks	<i>1 pedestal on left with lock. 2 box drawers and 1 file drawer with suspension bar. Lock controls all drawers. Pencil tray. Recessed half-height modesty panel.</i>				
	72 x 30 x 29	1800 x 750 x 735	E___-UF3072SA	1,535	1,748
	60 x 30 x 29	1500 x 750 x 735	E___-UF3060SA	1,508	1,683
	48 x 30 x 29	1200 x 750 x 735	E___-UF3048SA	1,475	1,617
	Specify the surface type (1, 2). Specify the handle code (L, Q, V). Specify the accent color (A, S).				


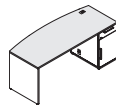
Packaged in 2 boxes.

Right single pedestal bow front desks	<i>1 pedestal on right with lock. 2 box drawers and 1 file drawer with suspension bar. Lock controls all drawers. Pencil tray. Recessed half-height modesty panel.</i>				
	72 x 30 x 29	1800 x 750 x 735	E___-S3072UFA	1,535	1,748
	60 x 30 x 29	1500 x 750 x 735	E___-S3060UFA	1,508	1,683
	48 x 30 x 29	1200 x 750 x 735	E___-S3048UFA	1,475	1,617
	Specify the surface type (1, 2). Specify the handle code (L, Q, V). Specify the accent color (A, S).				

Packaged in 2 boxes.


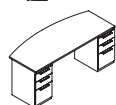
	W x D x H (*)	W x D x H (mm)	Code	All Laminate (\$)	HPL Surfaces (\$)
Left single pedestal bow front desks					
	<i>1 pedestal on left with lock. 1 box drawer and 1 CPU storage with door and ventilation grid. Lock controls drawer and CPU storage door. Grommet on desk surface and on sides of CPU storage. Pencil tray. Recessed half-height modesty panel. CPU storage space: 14" W x 24 1/4" D x 21 1/2" H (356 x 617 x 544 mm).</i>				
	72 x 30 x 29	1800 x 750 x 735	E___-UC3072SA	1,321	1,535
	60 x 30 x 29	1500 x 750 x 735	E___-UC3060SA	1,290	1,465
	48 x 30 x 29	1200 x 750 x 735	E___-UC3048SA	1,257	1,399
	Specify the surface type (1, 2). Specify the handle code (L, Q, V). Specify the accent color (A, S).				

Packaged in 2 boxes.



Right single pedestal bow front desks					
	<i>1 pedestal on right with lock. 1 box drawer and 1 CPU storage with door and ventilation grid. Lock controls drawer and CPU storage door. Grommet on desk surface and on sides of CPU storage. Pencil tray. Recessed half-height modesty panel. CPU storage space: 14" W x 24 1/4" D x 21 1/2" H (356 x 617 x 544 mm).</i>				
	72 x 30 x 29	1800 x 750 x 735	E___-S3072UCA	1,321	1,535
	60 x 30 x 29	1500 x 750 x 735	E___-S3060UCA	1,290	1,465
	48 x 30 x 29	1200 x 750 x 735	E___-S3048UCA	1,257	1,399
	Specify the surface type (1, 2). Specify the handle code (L, Q, V). Specify the accent color (A, S).				

Packaged in 2 boxes.


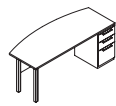
TEACHER'S DESKS WITH METAL PEDESTALS

Double metal pedestal bow front desks					
	<i>2 pedestals with lock. 2 box drawers, 1 file drawer with suspension bars. Pedestals with charcoal metal body only and laminate drawer fronts. Lock controls all drawers. Pencil tray. Recessed half-height modesty panel. 1 tone only.</i>				
	72 x 30 x 29	1800 x 750 x 735	E___-UF2M3072A	1,634	1,847
	60 x 30 x 29	1500 x 750 x 735	E___-UF2M3060A	1,612	1,786
	Specify the surface type (1, 2). Specify the handle code (L, Q, V). Specify the accent color (A, S).				



Packaged in 3 boxes.

Left single metal pedestal bow front desks					
	<i>1 pedestal on left with lock. 2 box drawers, 1 file drawer with suspension bars. Pedestal with charcoal metal body only and laminate drawer fronts. Lock controls all drawers. Pencil tray. Recessed half-height modesty panel. 2 steel legs. 1 tone only.</i>				
	72 x 30 x 29	1800 x 750 x 735	E___-UFM3072A	1,453	1,667
	60 x 30 x 29	1500 x 750 x 735	E___-UFM3060A	1,426	1,607
	48 x 30 x 29	1200 x 750 x 735	E___-UFM3048A	1,404	1,546
	Specify the surface type (1, 2). Specify the handle code (L, Q, V). Specify the accent color (A, S).				


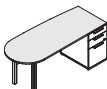
Specify the leg selection at the end of the product code (Q, V).
Packaged in 3 boxes.

Right single metal pedestal bow front desks					
	<i>1 pedestal on right with lock. 2 box drawers, 1 file drawer with suspension bars. Pedestal with charcoal metal body only and laminate drawer fronts. Lock controls all drawers. Pencil tray. Recessed half-height modesty panel. 2 steel legs. 1 tone only.</i>				
	72 x 30 x 29	1800 x 750 x 735	E___-3072UFMA	1,453	1,667
	60 x 30 x 29	1500 x 750 x 735	E___-3060UFMA	1,426	1,607
	48 x 30 x 29	1200 x 750 x 735	E___-3048UFMA	1,404	1,546
	Specify the surface type (1, 2). Specify the handle code (L, Q, V). Specify the accent color (A, S).				



Specify the leg selection at the end of the product code (Q, V).
Packaged in 3 boxes.

	W x D x H (")	W x D x H (mm)	Code	All Laminate (\$)	HPL Surfaces (\$)
D-SHAPED TEACHER'S DESKS					
Left single pedestal D-shaped desks	<i>1 pedestal on left with lock. 2 box drawers and 1 file drawer with suspension bar. Lock controls all drawers. Pencil tray. Recessed half-height modesty panel. 2 steel legs.</i>				
	72 x 30 x 29	1800 x 750 x 735	E___-UF3072D_	1,716	1,890
	60 x 30 x 29	1500 x 750 x 735	E___-UF3060D_	1,693	1,841
Specify the surface type (1, 2). Specify the handle code (L, Q, V). Specify the accent color (A, S).					



Specify the leg selection at the end of the product code (Q, V).
Packaged in 3 boxes.

Right single pedestal D-shaped desks	<i>1 pedestal on right with lock. 2 box drawers and 1 file drawer with suspension bar. Lock controls all drawers. Pencil tray. Recessed half-height modesty panel. 2 steel legs.</i>				
	72 x 30 x 29	1800 x 750 x 735	E___-3072UFD_	1,716	1,890
	60 x 30 x 29	1500 x 750 x 735	E___-3060UFD_	1,693	1,841
Specify the surface type (1, 2). Specify the handle code (L, Q, V). Specify the accent color (A, S).					


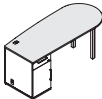
Specify the leg selection at the end of the product code (Q, V).
Packaged in 3 boxes.

Left single pedestal D-shaped mobile desks	<i>1 pedestal on left with lock. 2 box drawers and 1 file drawer with suspension bar. Lock controls all drawers. Pencil tray. Recessed half-height modesty panel. 2 steel legs. 6 swivel casters, 4 with brakes.</i>				
	72 x 30 x 29	1800 x 750 x 735	E___-MUF3072D_	1,781	1,956
	60 x 30 x 29	1500 x 750 x 735	E___-MUF3060D_	1,758	1,907
Specify the surface type (1, 2). Specify the handle code (L, Q, V). Specify the accent color (A, S).					



Specify the leg selection at the end of the product code (Q, V).
Packaged in 3 boxes.

Right single pedestal D-shaped mobile desks	<i>1 pedestal on right with lock. 2 box drawers and 1 file drawer with suspension bar. Lock controls all drawers. Pencil tray. Recessed half-height modesty panel. 2 steel legs. 6 swivel casters, 4 with brakes.</i>				
	72 x 30 x 29	1800 x 750 x 735	E___-M3072UFD_	1,781	1,956
	60 x 30 x 29	1500 x 750 x 735	E___-M3060UFD_	1,758	1,907
Specify the surface type (1, 2). Specify the handle code (L, Q, V). Specify the accent color (A, S).					



Specify the leg selection at the end of the product code (Q, V).
Packaged in 3 boxes.

Left single pedestal D-shaped desks	<i>1 pedestal on left with lock. 1 box drawer and 1 CPU storage with door and ventilation grid. Lock controls drawer and CPU storage door. Grommet on desk surface and on sides of CPU storage. Pencil tray. Recessed half-height modesty panel. 2 steel legs. CPU storage space: 14" W x 24 1/4" D x 21 1/2" H (356 x 617 x 544 mm).</i>				
	72 x 30 x 29	1800 x 750 x 735	E___-UC3072D_	1,672	1,847
	60 x 30 x 29	1500 x 750 x 735	E___-UC3060D_	1,649	1,797
Specify the surface type (1, 2). Specify the handle code (L, Q, V). Specify the accent color (A, S).					



Specify the leg selection at the end of the product code (Q, V).
Packaged in 3 boxes.

	W x D x H (")	W x D x H (mm)	Code	All Laminate (\$)	HPL Surfaces (\$)
Right single pedestal D-shaped desks					
	<i>1 pedestal on right with lock. 1 box drawer and 1 CPU storage with door and ventilation grid. Lock controls drawer and CPU storage door. Grommet on desk surface and on sides of CPU storage. Pencil tray. Recessed half-height modesty panel. 2 steel legs. CPU storage space: 14" W x 24 1/4" D x 21 1/2" H (356 x 617 x 544 mm).</i>				
	72 x 30 x 29	1800 x 750 x 735	E___-3072UCD_	1,672	1,847
	60 x 30 x 29	1500 x 750 x 735	E___-3060UCD_	1,649	1,797
Specify the surface type (1, 2). Specify the handle code (L, Q, V). Specify the accent color (A, S).					



Specify the leg selection at the end of the product code (Q, V).
Packaged in 3 boxes.

Left single pedestal D-shaped mobile desks	<i>1 pedestal on left with lock. 1 box drawer and 1 CPU storage with door and ventilation grid. Lock controls drawer and CPU storage door. Swivel wire supports. Grommet on desk surface and on sides of CPU storage. Pencil tray. Recessed half-height modesty panel. 2 steel legs. 6 swivel casters, 4 with brakes. CPU storage space: 14" W x 24 1/4" D x 18 3/8" H (356 x 617 x 467 mm).</i>				
	72 x 30 x 29	1800 x 750 x 735	E___-MUC3072D_	1,738	1,912
	60 x 30 x 29	1500 x 750 x 735	E___-MUC3060D_	1,716	1,862
Specify the surface type (1, 2). Specify the handle code (L, Q, V). Specify the accent color (A, S).					


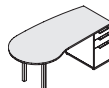
Specify the leg selection at the end of the product code (Q, V).
Packaged in 3 boxes.

Right single pedestal D-shaped mobile desks	<i>1 pedestal on right with lock. 1 box drawer and 1 CPU storage with door and ventilation grid. Lock controls drawer and CPU storage door. Swivel wire supports. Grommet on desk surface and on sides of CPU storage. Pencil tray. Recessed half-height modesty panel. 2 steel legs. 6 swivel casters, 4 with brakes. CPU storage space: 14" W x 24 1/4" D x 18 3/8" H (356 x 617 x 467 mm).</i>				
	72 x 30 x 29	1800 x 750 x 735	E___-M3072UCD_	1,738	1,912
	60 x 30 x 29	1500 x 750 x 735	E___-M3060UCD_	1,716	1,862
Specify the surface type (1, 2). Specify the handle code (L, Q, V). Specify the accent color (A, S).					

Specify the leg selection at the end of the product code (Q, V).
Packaged in 3 boxes.

P-SHAPED TEACHER'S DESKS					
Left single pedestal P-shaped desks	<i>1 pedestal on left with lock. 2 box drawers and 1 file drawer with suspension bar. Lock controls all drawers. Pencil tray. Recessed half-height modesty panel. 2 steel legs.</i>				
	72 x 36 x 29	1800 x 900 x 735	E___-UF3672P_	1,797	2,011
	66 x 36 x 29	1650 x 900 x 735	E___-UF3666P_	1,786	1,961
Specify the surface type (1, 2). Specify the handle code (L, Q, V). Specify the accent color (A, S).					

Specify the leg selection at the end of the product code (Q, V).
Packaged in 3 boxes.

Right single pedestal P-shaped desks	<i>1 pedestal on right with lock. 2 box drawers and 1 file drawer with suspension bar. Lock controls all drawers. Pencil tray. Recessed half-height modesty panel. 2 steel legs.</i>				
	72 x 36 x 29	1800 x 900 x 735	E___-3672UFP_	1,797	2,011
	66 x 36 x 29	1650 x 900 x 735	E___-3666UFP_	1,786	1,961
Specify the surface type (1, 2). Specify the handle code (L, Q, V). Specify the accent color (A, S).					

Specify the leg selection at the end of the product code (Q, V).
Packaged in 3 boxes.

	W x D x H (")	W x D x H (mm)	Code	All Laminate (\$)	HPL Surfaces (\$)
Left single pedestal P-shaped mobile desks	72 x 36 x 29	1800 x 900 x 735	E___-MUF3672P_	1,862	2,076
	66 x 36 x 29	1650 x 900 x 735	E___-MUF3666P_	1,852	2,027



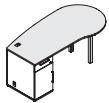
Specify the leg selection at the end of the product code (Q, V).
Packaged in 3 boxes.

Right single pedestal P-shaped mobile desks	72 x 36 x 29	1800 x 900 x 735	E___-M3672UFP_	1,862	2,076
	66 x 36 x 29	1650 x 900 x 735	E___-M3666UFP_	1,852	2,027



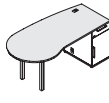
Specify the leg selection at the end of the product code (Q, V).
Packaged in 3 boxes.

Left single pedestal P-shaped desks	72 x 36 x 29	1800 x 900 x 735	E___-UC3672P_	1,498	1,711
	66 x 36 x 29	1650 x 900 x 735	E___-UC3666P_	1,475	1,649



Specify the leg selection at the end of the product code (Q, V).
Packaged in 3 boxes.

Right single pedestal P-shaped desks	72 x 36 x 29	1800 x 900 x 735	E___-3672UCP_	1,498	1,711
	66 x 36 x 29	1650 x 900 x 735	E___-3666UCP_	1,475	1,649



Specify the leg selection at the end of the product code (Q, V).
Packaged in 3 boxes.

Left single pedestal P-shaped mobile desks	72 x 36 x 29	1800 x 900 x 735	E___-MUC3672P_	1,563	1,776
	66 x 36 x 29	1650 x 900 x 735	E___-MUC3666P_	1,540	1,716



Specify the leg selection at the end of the product code (Q, V).
Packaged in 3 boxes.

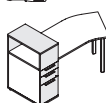
Right single pedestal P-shaped mobile desks	72 x 36 x 29	1800 x 900 x 735	E___-M3672UCP_	1,563	1,776
	66 x 36 x 29	1650 x 900 x 735	E___-M3666UCP_	1,540	1,716



Specify the leg selection at the end of the product code (Q, V).
Packaged in 3 boxes.

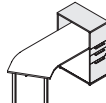
LECTERN-DESKS

	W x D x H (")	W x D x H (mm)	Code	All Laminate (\$)	HPL Surfaces (\$)
Left lectern-desks single pedestal	72 x 30 x 42	1800 x 750 x 1063	E___-LUF3072_	1,912	2,125
	66 x 30 x 42	1650 x 750 x 1063	E___-LUF3066_	1,890	2,038



Specify the leg selection at the end of the product code (Q, V).
Packaged in 3 boxes.

Right lectern-desks single pedestal	72 x 30 x 42	1800 x 750 x 1063	E___-3072LUF_	1,912	2,125
	66 x 30 x 42	1650 x 750 x 1063	E___-3066LUF_	1,890	2,038



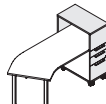
Specify the leg selection at the end of the product code (Q, V).
Packaged in 3 boxes.

Left lectern-desks single pedestal, mobile	72 x 30 x 42	1800 x 750 x 1063	E___-MLUF3072_	1,978	2,191
	66 x 30 x 42	1650 x 750 x 1063	E___-MLUF3066_	1,956	2,103



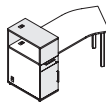
Specify the leg selection at the end of the product code (Q, V).
Packaged in 3 boxes.

Right lectern-desks single pedestal, mobile	72 x 30 x 42	1800 x 750 x 1063	E___-M3072LUF_	1,978	2,191
	66 x 30 x 42	1650 x 750 x 1063	E___-M3066LUF_	1,956	2,103



Specify the leg selection at the end of the product code (Q, V).
Packaged in 3 boxes.

Left lectern-desks single pedestal	72 x 30 x 42	1800 x 750 x 1063	E___-LUC3072_	1,743	1,946
	66 x 30 x 42	1650 x 750 x 1063	E___-LUC3066_	1,721	1,875



Specify the leg selection at the end of the product code (Q, V).
Packaged in 3 boxes.

11 7/8" H (300 mm) storage opening under lectern surface. Pedestal on left with lock. 2 box drawers and 1 file drawer with suspension bar. Lock controls all drawers. Pencil tray. Recessed half-height modesty panel. 2 steel legs.

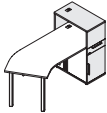
11 7/8" H (300 mm) storage opening under lectern surface. Pedestal on right with lock. 2 box drawers and 1 file drawer with suspension bar. Lock controls all drawers. Pencil tray. Recessed half-height modesty panel. 2 steel legs.


11 7/8" H (300 mm) storage opening under lectern surface. Pedestal on left with lock. 2 box drawers and 1 file drawer with suspension bar. Lock controls all drawers. Pencil tray. Recessed half-height modesty panel. 2 steel legs. 6 swivel casters, 4 with brakes.


11 7/8" H (300 mm) storage opening under lectern surface. Pedestal on right with lock. 2 box drawers and 1 file drawer with suspension bar. Lock controls all drawers. Pencil tray. Recessed half-height modesty panel. 2 steel legs. 6 swivel casters, 4 with brakes.

11 7/8" H (300 mm) storage opening under lectern surface. 1 pedestal on left with lock. 1 box drawer and 1 CPU storage with door and ventilation grid. Lock controls drawer and CPU storage door. Grommet on lectern surface, desk surface and on sides of CPU storage. Pencil tray. Recessed half-height modesty panel. 2 steel legs. CPU storage space: 14" W x 24 1/4" D x 21 1/2" H (356 x 617 x 544 mm).

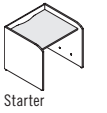

Specify the surface type (1, 2). Specify the handle code (L, Q, V).
Specify the accent color (A, S).

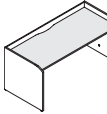
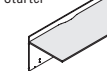
	W x D x H (")	W x D x H (mm)	Code	All Laminate (\$)	HPL Surfaces (\$)
Right lectern-desks single pedestal 	<i>11 7/8" H (300 mm) storage opening under lectern surface. 1 pedestal on right with lock. 1 box drawer and 1 CPU storage with door and ventilation grid. Lock controls drawer and CPU storage door. Grommet on lectern surface, desk surface and on sides of CPU storage. Pencil tray. Recessed half-height modesty panel. 2 steel legs.</i> <i>CPU storage space: 14" W x 24 1/4" D x 21 1/2" H (356 x 617 x 544 mm).</i>				
	72 x 30 x 42	1800 x 750 x 1063	E___-3072LUC_	1,743	1,984
	66 x 30 x 42	1650 x 750 x 1063	E___-3066LUC_	1,721	1,875
Specify the surface type (1, 2). Specify the handle code (L, Q, V). Specify the accent color (A, S).					
Specify the leg selection at the end of the product code (Q, V). Packaged in 3 boxes.					

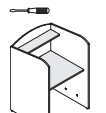
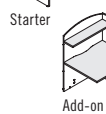
	W x D x H (")	W x D x H (mm)	Code	All Laminate (\$)	HPL Surfaces (\$)
Left lectern-desks single pedestal, mobile 	<i>11 7/8" H (300 mm) storage opening under lectern surface. 1 pedestal on left with lock. 1 box drawer and 1 CPU storage with door and ventilation grid. Lock controls drawer and CPU storage door. Swivel wire supports. Grommet on lectern surface, desk surface and on sides of CPU storage. Pencil tray. Recessed half-height modesty panel. 2 steel legs. 6 swivel casters, 4 with brakes.</i> <i>CPU storage space: 14" W x 24 1/4" D x 18 3/8" H (356 x 617 x 467 mm).</i>				
	72 x 30 x 42	1800 x 750 x 1063	E___-MLUC3072_	1,808	2,049
	66 x 30 x 42	1650 x 750 x 1063	E___-MLUC3066_	1,786	1,939
Specify the surface type (1, 2). Specify the handle code (L, Q, V). Specify the accent color (A, S).					
Specify the leg selection at the end of the product code (Q, V). Packaged in 3 boxes.					

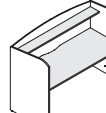
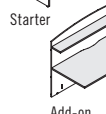
	W x D x H (")	W x D x H (mm)	Code	All Laminate (\$)	HPL Surfaces (\$)
Right lectern-desks single pedestal, mobile 	<i>11 7/8" H (300 mm) storage opening under lectern surface. 1 pedestal on right with lock. 1 box drawer and 1 CPU storage with door and ventilation grid. Lock controls drawer and CPU storage door. Swivel wire supports. Grommet on lectern surface, desk surface and on sides of CPU storage. Pencil tray. Recessed half-height modesty panel. 2 steel legs. 6 swivel casters, 4 with brakes.</i> <i>CPU storage space: 14" W x 24 1/4" D x 18 3/8" H (356 x 617 x 467 mm).</i>				
	72 x 30 x 42	1800 x 750 x 1063	E___-M3072LUC_	1,808	2,049
	66 x 30 x 42	1650 x 750 x 1063	E___-M3066LUC_	1,786	1,939
Specify the surface type (1, 2). Specify the handle code (L, Q, V). Specify the accent color (A, S).					
Specify the leg selection at the end of the product code (Q, V). Packaged in 3 boxes.					

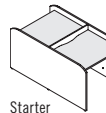
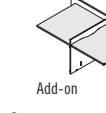
CARRELS – 29" H WORK SURFACE

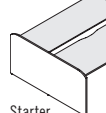
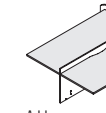
	W x D x H (")	W x D x H (mm)	Code	All Laminate (\$)	HPL Surfaces (\$)	
Individual single-sided carrels, 33" H 	<i>Wire opening on top. 3/4 height modesty panel. Levelers with 1 1/2" (38 mm) height adjustment.</i>					
	Starter					
	37 x 34 1/2 x 33	925 x 869 x 834	E_NN-CS343733	628	711	
	<i>Wire access on side panel.</i>					
	Add-on					
	36 x 34 1/2 x 33	900 x 869 x 834	E_NN-CA343633	509	590	
Specify the surface type (1, 2).						

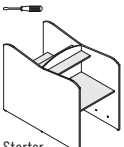
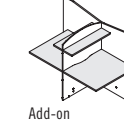
	W x D x H (")	W x D x H (mm)	Code	All Laminate (\$)	HPL Surfaces (\$)	
Shared single-sided carrels, 33" H 	<i>Wire opening on top. 3/4 height modesty panel. Levelers with 1 1/2" (38 mm) height adjustment.</i>					
	Starter					
	73 x 34 1/2 x 33	1825 x 869 x 834	E_NN-CS347333	802	966	
	<i>Wire access on side panel.</i>					
	Add-on					
	72 x 34 1/2 x 33	1800 x 869 x 834	E_NN-CA347233	683	847	
Specify the surface type (1, 2).						

	W x D x H (")	W x D x H (mm)	Code	All Laminate (\$)	HPL Surfaces (\$)	
Individual single-sided carrels, 53" H 	<i>Wire opening on top. 3/4 height modesty panel. Levelers with 1 1/2" (38 mm) height adjustment. 8" (200 mm) deep fixed accessory shelf. Clearance 15 3/8" H (390 mm).</i>					
	Starter					
	37 x 34 1/2 x 53	925 x 869 x 1342	E_NN-CS343753	809	891	
	<i>Wire access on side panel.</i>					
	Add-on					
	36 x 34 1/2 x 53	900 x 869 x 1342	E_NN-CA343653	655	737	
Specify the surface type (1, 2).						

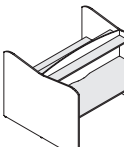
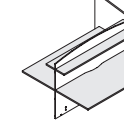
	W x D x H (")	W x D x H (mm)	Code	All Laminate (\$)	HPL Surfaces (\$)	
Shared single-sided carrels, 53" H 	<i>Wire opening on top. 3/4 height modesty panel. Levelers with 1 1/2" (38 mm) height adjustment. 8" (200 mm) deep fixed accessory shelf. Clearance 15 3/8" H (390 mm).</i>					
	Starter					
	73 x 34 1/2 x 53	1825 x 869 x 1342	E_NN-CS347353	1,075	1,246	
	<i>Wire access on side panel.</i>					
	Add-on					
	72 x 34 1/2 x 53	1800 x 869 x 1342	E_NN-CA347253	918	1,088	
Specify the surface type (1, 2).						
Packaged in 2 boxes.						

	W x D x H (")	W x D x H (mm)	Code	All Laminate (\$)	HPL Surfaces (\$)	
Individual double-sided carrels, 33" H 	<i>Wire opening on top. 3/4 height modesty panel. Levelers with 1 1/2" (38 mm) height adjustment.</i>					
	Starter					
	37 x 67 1/2 x 33	925 x 1716 x 834	E_NN-CS673733	906	994	
	<i>Wire access on side panel.</i>					
	Add-on					
	36 x 67 1/2 x 33	900 x 1716 x 834	E_NN-CA673633	683	765	
Specify the surface type (1, 2).						
Packaged in 2 boxes.						


	W x D x H (")	W x D x H (mm)	Code	All Laminate (\$)	HPL Surfaces (\$)	
Shared double-sided carrels, 33" H 	<i>Wire opening on top. 3/4 height modesty panel. Levelers with 1 1/2" (38 mm) height adjustment.</i>					
	Starter					
	73 x 67 1/2 x 33	1825 x 1716 x 834	E_NN-CS677333	1,207	1,376	
	<i>Wire access on side panel.</i>					
	Add-on					
	72 x 67 1/2 x 33	1800 x 1716 x 834	E_NN-CA677233	1,049	1,218	
Specify the surface type (1, 2).						
Packaged in 2 boxes.						

	W x D x H (")	W x D x H (mm)	Code	All Laminate (\$)	HPL Surfaces (\$)
Individual double-sided carrels, 53" H	<i>Wire opening on top. 3/4 height modesty panel. Levelers with 1 1/2" (38 mm) height adjustment. 8" (200 mm) deep fixed accessory shelf. Clearance 15 3/8" H (390 mm).</i>				
	Starter				
	37 x 67 1/2 x 53	925 x 1716 x 1342	E_NN-CS673753	1,262	1,344
Add-on	<i>Wire access on side panel.</i>				
		36 x 67 1/2 x 53	900 x 1716 x 1342	E_NN-CA673653	1,028
	Specify the surface type (1, 2).				

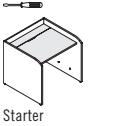
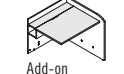
Packaged in 2 boxes.

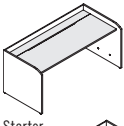
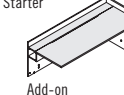
Shared double-sided carrels, 53" H	<i>Wire opening on top. 3/4 height modesty panel. Levelers with 1 1/2" (38 mm) height adjustment. 8" (200 mm) deep fixed accessory shelf. Clearance 15 3/8" H (390 mm).</i>				
	Starter				
	73 x 67 1/2 x 53	1825 x 1716 x 1342	E_NN-CS677353	1,644	1,808
Add-on	<i>Wire access on side panel.</i>				
		72 x 67 1/2 x 53	1800 x 1716 x 1342	E_NN-CA677253	1,410
	Specify the surface type (1, 2).				

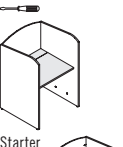
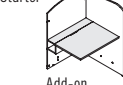
Packaged in 2 boxes.

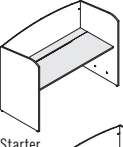
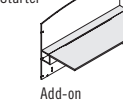
ADA bracket kit	<i>Kit includes metal brackets and hardware to raise the surface of a carrel to ADA height (from 29" to 32" H/735 to 813 mm). Package of 6 brackets. Order one package per carrel.</i>				
		1 x 1 x 4	25 x 25 x 104	ENNN-CADAKIT	109

COMPUTER CARRELS – 29" H WORK SURFACE

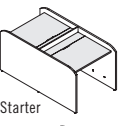
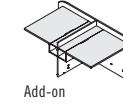
Individual single-sided carrels, 33" H	<i>Wire management raceway accessible by a lockable cover on hinges. Grommet on back. 3/4 height modesty panel. Levelers with 1 1/2" (38 mm) height adjustment.</i>				
	Starter				
	37 x 34 1/2 x 33	925 x 869 x 834	E_NN-CCS343733	906	989
Add-on	<i>Wire access on side panel.</i>				
		36 x 34 1/2 x 33	900 x 869 x 834	E_NN-CCA343633	765
	Specify the surface type (1, 2).				

Shared single-sided carrels, 33" H	<i>Wire management raceway accessible by a lockable cover on hinges. Grommet on back. 3/4 height modesty panel. Levelers with 1 1/2" (38 mm) height adjustment.</i>				
	Starter				
	73 x 34 1/2 x 33	1825 x 869 x 834	E_NN-CCS347333	1,109	1,278
Add-on	<i>Wire access on side panel.</i>				
		72 x 34 1/2 x 33	1800 x 869 x 834	E_NN-CCA347233	966
	Specify the surface type (1, 2).				

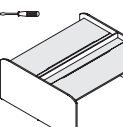
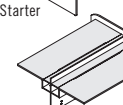
	W x D x H (")	W x D x H (mm)	Code	All Laminate (\$)	HPL Surfaces (\$)
Individual single-sided carrels, 53" H	<i>Wire management raceway accessible by a lockable cover on hinges. Grommet on back. 3/4 height modesty panel. Levelers with 1 1/2" (38 mm) height adjustment.</i>				
	Starter				
	37 x 34 1/2 x 53	925 x 869 x 1342	E_NN-CCS343753	1,088	1,169
Add-on	<i>Wire access on side panel.</i>				
		36 x 34 1/2 x 53	900 x 869 x 1342	E_NN-CCA343653	906
	Specify the surface type (1, 2).				

Shared single-sided carrels, 53" H	<i>Wire management raceway accessible by a lockable cover on hinges. Grommet on back. 3/4 height modesty panel. Levelers with 1 1/2" (38 mm) height adjustment.</i>				
	Starter				
	73 x 34 1/2 x 53	1825 x 869 x 1342	E_NN-CCS347353	1,333	1,503
Add-on	<i>Wire access on side panel.</i>				
		72 x 34 1/2 x 53	1800 x 869 x 1342	E_NN-CCA347253	1,158
	Specify the surface type (1, 2).				

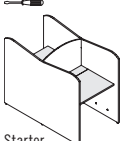
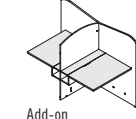
Packaged in 2 boxes.

Individual double-sided carrels, 33" H	<i>Wire management raceway accessible by a lockable cover on hinges. Grommet on back. 3/4 height modesty panel. Levelers with 1 1/2" (38 mm) height adjustment.</i>				
	Starter				
	37 x 67 1/2 x 33	925 x 1716 x 834	E_NN-CCS673733	1,174	1,257
Add-on	<i>Wire access on side panel.</i>				
		36 x 67 1/2 x 33	900 x 1716 x 834	E_NN-CCA673633	979
	Specify the surface type (1, 2).				

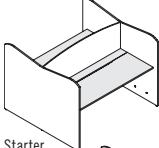
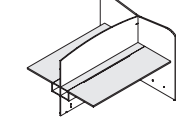
Starter:
Packaged in 2 boxes.

Shared double-sided carrels, 33" H	<i>Wire management raceway accessible by a lockable cover on hinges. Grommet on back. 3/4 height modesty panel. Levelers with 1 1/2" (38 mm) height adjustment.</i>				
	Starter				
	73 x 67 1/2 x 33	1825 x 1716 x 834	E_NN-CCS677333	1,535	1,698
Add-on	<i>Wire access on side panel.</i>				
		72 x 67 1/2 x 33	1800 x 1716 x 834	E_NN-CCA677233	1,355
	Specify the surface type (1, 2).				

Packaged in 2 boxes.

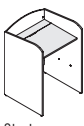
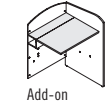
	W x D x H (")	W x D x H (mm)	Code	All Laminate (\$)	HPL Surfaces (\$)
Individual double-sided carrels, 53" H	<i>Wire management raceway accessible by a lockable cover on hinges. Grommet on back. ¾ height modesty panel. Levelers with 1½" (38 mm) height adjustment.</i>				
	Starter				
	37 x 67½ x 53	925 x 1716 x 1342	E_NN-CCS673753	1,524	1,607
Add-on	<i>Wire access on side panel.</i>				
		36 x 67½ x 53	900 x 1716 x 1342	E_NN-CCA673653	1,273
	Specify the surface type (1, 2).				

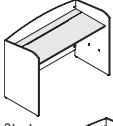
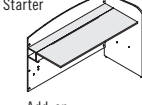
Packaged in 2 boxes.

	W x D x H (")	W x D x H (mm)	Code	All Laminate (\$)	HPL Surfaces (\$)
Shared double-sided carrels, 53" H	<i>Wire management raceway accessible by a lockable cover on hinges. Grommet on back. ¾ height modesty panel. Levelers with 1½" (38 mm) height adjustment.</i>				
	Starter				
	73 x 67½ x 53	1825 x 1716 x 1342	E_NN-CCS677353	1,966	2,136
Add-on	<i>Wire access on side panel.</i>				
		72 x 67½ x 53	1800 x 1716 x 1342	E_NN-CCA677253	1,716
	Specify the surface type (1, 2).				

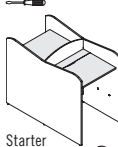
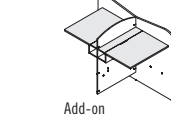
Packaged in 2 boxes.

COMPUTER CARRELS – 42" H WORK SURFACE

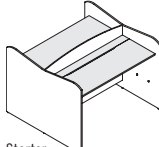
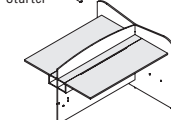
	W x D x H (")	W x D x H (mm)	Code	All Laminate (\$)	HPL Surfaces (\$)
Individual single-sided carrels, 53" H	<i>42" H (1063 mm) work surface. Wire management raceway accessible by a lockable cover on hinges. Grommet on back. ¾ height modesty panel. Levelers with 1½" (38 mm) height adjustment.</i>				
	Starter				
	37 x 34½ x 53	925 x 869 x 1342	E_NN-CSS343753	1,075	1,158
Add-on	<i>Wire access on side panel.</i>				
		36 x 34½ x 53	900 x 869 x 1342	E_NN-CSA343653	901
	Specify the surface type (1, 2).				

	W x D x H (")	W x D x H (mm)	Code	All Laminate (\$)	HPL Surfaces (\$)
Shared single-sided carrels, 53" H	<i>42" H (1063 mm) work surface. Wire management raceway accessible by a lockable cover on hinges. Grommet on back. ¾ height modesty panel. Levelers with 1½" (38 mm) height adjustment.</i>				
	Starter				
	73 x 34½ x 53	1825 x 869 x 1342	E_NN-CSS347353	1,316	1,480
Add-on	<i>Wire access on side panel.</i>				
		72 x 34½ x 53	1800 x 869 x 1342	E_NN-CSA347253	1,137
	Specify the surface type (1, 2).				

Packaged in 2 boxes.

	W x D x H (")	W x D x H (mm)	Code	All Laminate (\$)	HPL Surfaces (\$)
Individual double-sided carrels, 53" H	<i>42" H (1063 mm) work surface. Wire management raceway accessible by a lockable cover on hinges. Grommet on back. ¾ height modesty panel. Levelers with 1½" (38 mm) height adjustment.</i>				
	Starter				
	37 x 67½ x 53	925 x 1716 x 1342	E_NN-CSS673753	1,508	1,589
Add-on	<i>Wire access on side panel.</i>				
		36 x 67½ x 53	900 x 1716 x 1342	E_NN-CSA673653	1,251
	Specify the surface type (1, 2).				

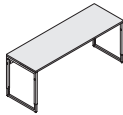
Packaged in 2 boxes.

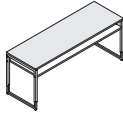
	W x D x H (")	W x D x H (mm)	Code	All Laminate (\$)	HPL Surfaces (\$)
Shared double-sided carrels, 53" H	<i>42" H (1063 mm) work surface. Wire management raceway accessible by a lockable cover on hinges. Grommet on back. ¾ height modesty panel. Levelers with 1½" (38 mm) height adjustment.</i>				
	Starter				
	73 x 67½ x 53	1825 x 1716 x 1342	E_NN-CSS677353	1,929	2,098
Add-on	<i>Wire access on side panel.</i>				
		72 x 67½ x 53	1800 x 1716 x 1342	E_NN-CSA677253	1,677
	Specify the surface type (1, 2).				

Packaged in 2 boxes.

CPU support for carrels	<i>Laminate CPU support. Compatible with all carrels. Reversible.</i>				
	10 x 26 x 6	255 x 650 x 150	ENNN-SCPU	164	-


RECTANGULAR TABLES

Rectangular tables, incremental height adjustment	<i>Metal legs. 1" (25 mm) incremental height adjustment. 6" (150 mm) range. Lowest position is 25" (635 mm) and highest position is 31" (785 mm) high. 6" (150 mm) high modesty panel.</i>				
	72 x 24 x 25-31	1800 x 600 x 635-785	E_N_-RCM2472I	946	1,088
	66 x 24 x 25-31	1650 x 600 x 635-785	E_N_-RCM2466I	934	1,065
	60 x 24 x 25-31	1500 x 600 x 635-785	E_N_-RCM2460I	924	1,043
	54 x 24 x 25-31	1350 x 600 x 635-785	E_N_-RCM2454I	912	1,021
	48 x 24 x 25-31	1200 x 600 x 635-785	E_N_-RCM2448I	901	1,000
	42 x 24 x 25-31	1050 x 600 x 635-785	E_N_-RCM2442I	896	979
	36 x 24 x 25-31	900 x 600 x 635-785	E_N_-RCM2436I	885	956
	30 x 24 x 25-31	750 x 600 x 635-785	E_N_-RCM2430I	874	934
	Specify the surface type (1, 2). Specify the accent color (A, S).				

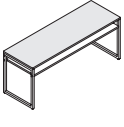
Rectangular tables with shelf, incremental height adjustment	<i>Metal legs. 1 fixed shelf. 1" (25 mm) incremental height adjustment. 6" (150 mm) range. Lowest position is 25" (635 mm) and highest position is 31" (785 mm) high. 6" (150 mm) high modesty panel.</i>				
	72 x 24 x 25-31	1800 x 600 x 635-785	E_N_-RCM2472SI	1,098	1,240
	66 x 24 x 25-31	1650 x 600 x 635-785	E_N_-RCM2466SI	1,083	1,207
	60 x 24 x 25-31	1500 x 600 x 635-785	E_N_-RCM2460SI	1,060	1,197
	54 x 24 x 25-31	1350 x 600 x 635-785	E_N_-RCM2454SI	1,043	1,153
	48 x 24 x 25-31	1200 x 600 x 635-785	E_N_-RCM2448SI	1,028	1,120
	42 x 24 x 25-31	1050 x 600 x 635-785	E_N_-RCM2442SI	1,010	1,093
	36 x 24 x 25-31	900 x 600 x 635-785	E_N_-RCM2436SI	989	1,060
	30 x 24 x 25-31	750 x 600 x 635-785	E_N_-RCM2430SI	973	1,033
	Specify the surface type (1, 2). Specify the accent color (A, S).				

 = ASSEMBLY REQUIRED

EDUCATIONAL FURNITURE

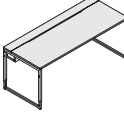
	W x D x H (*)	W x D x H (mm)	Code	All Laminate (\$)	HPL Surfaces (\$)
Rectangular tables, fixed height 	<i>Metal legs. 6" (150 mm) high modesty panel.</i>				
	72 x 24 x 29	1800 x 600 x 735	E_N_-RCM2472J	748	891
	66 x 24 x 29	1650 x 600 x 735	E_N_-RCM2466J	737	869
	60 x 24 x 29	1500 x 600 x 735	E_N_-RCM2460J	727	847
	54 x 24 x 29	1350 x 600 x 735	E_N_-RCM2454J	716	825
	48 x 24 x 29	1200 x 600 x 735	E_N_-RCM2448J	711	802
	42 x 24 x 29	1050 x 600 x 735	E_N_-RCM2442J	699	782
	36 x 24 x 29	900 x 600 x 735	E_N_-RCM2436J	688	759
	30 x 24 x 29	750 x 600 x 735	E_N_-RCM2430J	678	737

Specify the surface type (1, 2). Specify the accent color (A, S).

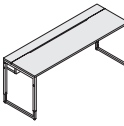
	W x D x H (*)	W x D x H (mm)	Code	All Laminate (\$)	HPL Surfaces (\$)
Rectangular tables with shelf, fixed height 	<i>Metal legs. 1 fixed shelf. 6" (150 mm) high modesty panel.</i>				
	72 x 24 x 29	1800 x 600 x 735	E_N_-RCM2472SJ	901	1,043
	66 x 24 x 29	1650 x 600 x 735	E_N_-RCM2466SJ	885	1,016
	60 x 24 x 29	1500 x 600 x 735	E_N_-RCM2460SJ	869	1,000
	54 x 24 x 29	1350 x 600 x 735	E_N_-RCM2454SJ	847	956
	48 x 24 x 29	1200 x 600 x 735	E_N_-RCM2448SJ	830	924
	42 x 24 x 29	1050 x 600 x 735	E_N_-RCM2442SJ	815	896
	36 x 24 x 29	900 x 600 x 735	E_N_-RCM2436SJ	797	869
	30 x 24 x 29	750 x 600 x 735	E_N_-RCM2430SJ	776	836

Specify the surface type (1, 2). Specify the accent color (A, S).

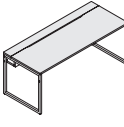
LAPTOP TABLES

	W x D x H (*)	W x D x H (mm)	Code	All Laminate (\$)	HPL Surfaces (\$)
Laptop tables, 30" D, incremental height adjustment 	<i>Metal legs. 1" (25 mm) incremental height adjustment. 6" (150 mm) range. Lowest position is 25" H (635 mm). Highest position is 31" (785 mm) H. 6" (150 mm) high modesty panel. Wire management raceway accessible by a lockable cover on hinges.</i>				
	72 x 30 x 25-31	1800 x 750 x 635-785	E_N_-RPL3072I	1,202	1,382
	66 x 30 x 25-31	1650 x 750 x 635-785	E_N_-RPL3066I	1,192	1,349
	60 x 30 x 25-31	1500 x 750 x 635-785	E_N_-RPL3060I	1,174	1,321
	54 x 30 x 25-31	1350 x 750 x 635-785	E_N_-RPL3054I	1,158	1,290
	48 x 30 x 25-31	1200 x 750 x 635-785	E_N_-RPL3048I	1,142	1,262
	42 x 30 x 25-31	1050 x 750 x 635-785	E_N_-RPL3042I	1,125	1,229
	36 x 30 x 25-31	900 x 750 x 635-785	E_N_-RPL3036I	1,109	1,197

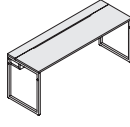
Specify the surface type (1, 2). Specify the accent color (A, S).

	W x D x H (*)	W x D x H (mm)	Code	All Laminate (\$)	HPL Surfaces (\$)
Laptop tables, 24" D, incremental height adjustment 	<i>Metal legs. 1" (25 mm) incremental height adjustment. 6" (150 mm) range. Lowest position is 25" H (635 mm). Highest position is 31" (785 mm) H. 6" (150 mm) high modesty panel. Wire management raceway accessible by a lockable cover on hinges.</i>				
	72 x 24 x 25-31	1800 x 600 x 635-785	E_N_-RPL2472I	1,179	1,321
	66 x 24 x 25-31	1650 x 600 x 635-785	E_N_-RPL2466I	1,169	1,295
	60 x 24 x 25-31	1500 x 600 x 635-785	E_N_-RPL2460I	1,153	1,273
	54 x 24 x 25-31	1350 x 600 x 635-785	E_N_-RPL2454I	1,142	1,246
	48 x 24 x 25-31	1200 x 600 x 635-785	E_N_-RPL2448I	1,125	1,218
	42 x 24 x 25-31	1050 x 600 x 635-785	E_N_-RPL2442I	1,109	1,197

Specify the surface type (1, 2). Specify the accent color (A, S).


	W x D x H (*)	W x D x H (mm)	Code	All Laminate (\$)	HPL Surfaces (\$)
Laptop tables, 30" D, fixed height 	<i>Metal legs. 6" (150 mm) high modesty panel. Wire management raceway accessible by a lockable cover on hinges.</i>				
	72 x 30 x 29	1800 x 750 x 735	E_N_-RPL3072J	1,010	1,186
	66 x 30 x 29	1650 x 750 x 735	E_N_-RPL3066J	994	1,158
	60 x 30 x 29	1500 x 750 x 735	E_N_-RPL3060J	979	1,125
	54 x 30 x 29	1350 x 750 x 735	E_N_-RPL3054J	961	1,093
	48 x 30 x 29	1200 x 750 x 735	E_N_-RPL3048J	946	1,065
	42 x 30 x 29	1050 x 750 x 735	E_N_-RPL3042J	929	1,033

Specify the surface type (1, 2). Specify the accent color (A, S).


	W x D x H (*)	W x D x H (mm)	Code	All Laminate (\$)	HPL Surfaces (\$)
Laptop tables, 24" D, fixed height 	<i>Metal legs. 6" (150 mm) high modesty panel. Wire management raceway accessible by a lockable cover on hinges.</i>				
	72 x 24 x 29	1800 x 600 x 735	E_N_-RPL2472J	984	1,125
	66 x 24 x 29	1650 x 600 x 735	E_N_-RPL2466J	973	1,103
	60 x 24 x 29	1500 x 600 x 735	E_N_-RPL2460J	956	1,075
	54 x 24 x 29	1350 x 600 x 735	E_N_-RPL2454J	946	1,049
	48 x 24 x 29	1200 x 600 x 735	E_N_-RPL2448J	929	1,021
	42 x 24 x 29	1050 x 600 x 735	E_N_-RPL2442J	918	1,000
	36 x 24 x 29	900 x 600 x 735	E_N_-RPL2436J	901	973

Specify the surface type (1, 2). Specify the accent color (A, S).

CPU TABLES

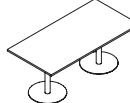
	W x D x H (*)	W x D x H (mm)	Code	All Laminate (\$)	HPL Surfaces (\$)
Left CPU tables 	<i>Open CPU storage on left: 8 3/4" W x 20 1/2" H (222 x 522 mm). Half-height modesty panel. Grommet on sides. Wire management raceway accessible by a lockable cover on hinges.</i>				
	42 x 30 x 36	1050 x 750 x 911	E_N_-CPU3042S	1,229	1,306
	42 x 24 x 36	1050 x 600 x 911	E_N_-CPU2442S	1,174	1,235

Packaged in 2 boxes.

	W x D x H (*)	W x D x H (mm)	Code	All Laminate (\$)	HPL Surfaces (\$)
Right CPU tables 	<i>Open CPU storage on right: 8 3/4" W x 20 1/2" H (222 x 522 mm). Half-height modesty panel. Grommet on sides. Wire management raceway accessible by a lockable cover on hinges.</i>				
	42 x 30 x 36	1050 x 750 x 911	E_N_-S3042CPU	1,229	1,306
	42 x 24 x 36	1050 x 600 x 911	E_N_-S2442CPU	1,174	1,235


Packaged in 2 boxes.

ALL-PURPOSE TABLES

	W x D x H (*)	W x D x H (mm)	Code	All Laminate (\$)	HPL Surfaces (\$)
Rectangular tables 	<i>Disc bases.</i>				
	72 x 42 x 29	1800 x 1050 x 738	E_N_-RC4272D	1,835	2,082
	72 x 36 x 29	1800 x 900 x 738	E_N_-RC3672D	1,814	2,027
	60 x 30 x 29	1500 x 750 x 738	E_N_-RC3060D	1,771	1,918


Specify the surface type (1, 2). Specify the accent color (A, S).

Packaged in 5 boxes.

	W x D x H (*)	W x D x H (mm)	Code	All Laminate (\$)	HPL Surfaces (\$)
Rectangular café height tables 	<i>Disc bases.</i>				
	72 x 42 x 42	1800 x 1050 x 1067	E_N_-RC427242D	1,929	2,174
	72 x 36 x 42	1800 x 900 x 1067	E_N_-RC367242D	1,907	2,120
	60 x 30 x 42	1500 x 750 x 1067	E_N_-RC306042D	1,862	2,011


Specify the surface type (1, 2). Specify the accent color (A, S).

Packaged in 5 boxes.

	W x D x H (*)	W x D x H (mm)	Code	All Laminate (\$)	HPL Surfaces (\$)
Round tables 	<i>Disc base.</i>				
	48 x 48 x 29	1200 x 1200 x 738	E_N_-R48D	1,212	1,404
	42 x 42 x 29	1050 x 1050 x 738	E_N_-R42D	1,186	1,328
	36 x 36 x 29	900 x 900 x 738	E_N_-R36D	1,000	1,103

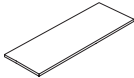
Specify the surface type (1, 2). Specify the accent color (A, S).

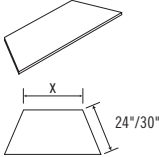
Packaged in 3 boxes.


	W x D x H (*)	W x D x H (mm)	Code	All Laminate (\$)	HPL Surfaces (\$)
Round café height tables 	<i>Disc base.</i>				
	36 x 36 x 42	900 x 900 x 1067	E_N_-R3642D	956	1,103
	30 x 30 x 42	750 x 750 x 1067	E_N_-R3042D	924	1,021

Specify the surface type (1, 2). Specify the accent color (A, S).

Packaged in 3 boxes.

	W x D x H (")	W x D x H (mm)	Code	All Laminate (\$)	HPL Surfaces (\$)
MODULAR TABLES					
Rectangular tops					
<i>1" (25 mm) thick. Compatible with ENN_-MTBFH24 and ENN_-MLBFH24 bases.</i>					
	72 x 30 x 1	1800 x 750 x 25	E_NN-RCT3072	470	666
	60 x 30 x 1	1500 x 750 x 25	E_NN-RCT3060	377	557
	72 x 24 x 1	1800 x 600 x 25	E_NN-RCT2472	442	600
	60 x 24 x 1	1500 x 600 x 25	E_NN-RCT2460	350	486
Specify the surface type (1, 2).					

Trapezoidal tops					
<i>1" (25 mm) thick. Compatible with ENN_-MTBFH24 and ENN_-MLBFH24 bases.</i>					
	72 x 27¼ x 1	1800 x 693 x 25	E_NN-TZT3072	623	809
	60 x 27¼ x 1	1500 x 693 x 25	E_NN-TZT3060	524	699
	48 x 27¼ x 1	1200 x 693 x 25	E_NN-TZT3048	459	612
	72 x 22 x 1	1800 x 554 x 25	E_NN-TZT2472	590	754
	60 x 22 x 1	1500 x 554 x 25	E_NN-TZT2460	503	645
	48 x 22 x 1	1200 x 554 x 25	E_NN-TZT2448	426	563
Specify the surface type (1, 2).					

T-bases with casters, flip-top mechanism and handle					
<i>2 bases. Casters with brakes. Mechanism to flip the tabletop down.</i>					
	21 x 2 x 28	531 x 51 x 713	ENN-MTBFH24	863	-
Specify the accent color (A, S).					

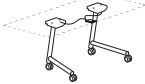




L-bases with casters, flip-top mechanism and handle					
<i>2 bases. Casters with brakes. Mechanism to flip the tabletop down.</i>					
	21 x 7 x 28	531 x 172 x 713	ENN-MLBFH24	1,055	-
Specify the accent color (A, S).					


Table connector					
<i>To link two tables. 2 per package. Zinc-finish metal.</i>					
	6 x 2¼ x ¼	150 x 60 x 6	LGC-UP	119	-


COMPLEMENTARY FURNITURE


Pedestal					
<i>2 box drawers and 1 file drawer with suspension bar. Pencil tray. Lock controls all drawers.</i>					
	16¾ x 26 x 29	409 x 650 x 735	E1_-P1626UF	1,065	-
Specify the handle code (L, Q, V). Specify the accent color (A, S).					

Pedestal					
<i>2 file drawers with suspension bar. Lock controls all drawers.</i>					
	16¾ x 26 x 29	409 x 650 x 735	E1_-P1626FF	912	-
Specify the handle code (L, Q, V). Specify the accent color (A, S).					

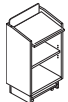
Bookcase unit					
<i>1 adjustable shelf. 1 tone only.</i>					
	12 x 26 x 28	300 x 650 x 710	ENNN-B262812	509	-


Teacher's cart					
<i>Handle on left side. 1 adjustable shelf. 1 fixed shelf with 22½" W x 21½" D x 5¼" H (572 x 551 x 134 mm) open storage space. Swivel wire supports. 1 grommet on top and 1 grommet on back. 4 swivel casters, 2 with brakes.</i>					
	25 x 24 x 39	625 x 600 x 988	E_N_-M242539	906	956
Specify the surface type (1, 2). Specify the accent color (A, S).					


Teacher's cart					
<i>Handle on left side. 1 adjustable shelf. 1 fixed shelf with 22½" W x 21½" D x 5¼" H (572 x 551 x 134 mm) open storage space. Swivel wire supports. 1 grommet on top and 1 grommet on back. Flipper shelf on right side. 4 swivel casters, 2 with brakes.</i>					
	37¼ x 24 x 39	945 x 600 x 988	E_N_-M242539W	1,098	1,147
Specify the surface type (1, 2). Specify the accent color (A, S).					


Teacher's cart with doors					
<i>Handle on left side. 1 adjustable shelf. 1 fixed shelf with 22½" W x 21½" D x 5¼" H (572 x 551 x 134 mm) open storage space. Lock. Swivel wire supports. 1 grommet on top and 1 grommet on back. 4 swivel casters, 2 with brakes.</i>					
	25 x 24 x 39	625 x 600 x 988	E_-_-M242539B	1,179	1,229
Specify the surface type (1, 2). Specify the handle code (L, Q, V). Specify the accent color (A, S).					

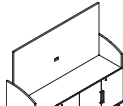
Teacher's cart with doors					
<i>Handle on left side. 1 adjustable shelf. 1 fixed shelf with 22½" W x 21½" D x 5¼" H (572 x 551 x 134 mm) open storage space. Lock. Swivel wire supports. 1 grommet on top and 1 grommet on back. Flipper shelf on right side. 4 swivel casters, 2 with brakes.</i>					
	37¼ x 24 x 39	945 x 600 x 988	E_-_-M242539BW	1,328	1,376
Specify the surface type (1, 2). Specify the handle code (L, Q, V). Specify the accent color (A, S).					

Lectern					
<i>Small acrylic screen. 1 fixed shelf. 1 adjustable shelf. 1 storage space. Wiring access. 4 swivel casters, 2 with brakes. 1 tone only.</i>					
	24 x 18 x 47	600 x 448 x 1177	ENNN-LC241846	994	-

Laptop cart, 30 units					
<i>Can accommodate 30 laptops. 2 handles on top. Laminate door fronts with lock. Swivel wire supports. Perforated back metal doors with lock for ventilation. Storage space for wire management and transformers. Grommet on sides. 4 swivel casters, 2 with brakes. Surge and protection power bar sold separately.</i>					
	43 x 25 x 42	1075 x 625 x 1063	E_-_-M253432LP	3,043	3,131
Specify the surface type (1, 2). Specify the handle code (Q, V). Specify the accent color (A, S).					

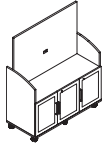
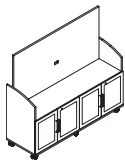
Laptop cart, 20 units					
<i>Can accommodate 20 laptops. 2 handles on top. Laminate door fronts with lock. Swivel wire supports. Perforated back metal doors with lock for ventilation. Storage space for wire management and transformers. Grommet on sides. 4 swivel casters, 2 with brakes. Surge and protection power bar sold separately.</i>					
	30 x 25 x 42	750 x 625 x 1063	E_-_-M253042LP	2,803	2,869
Specify the surface type (1, 2). Specify the handle code (Q, V). Specify the accent color (A, S).					

Power bar					
<i>10 electrical outlets. Black. Mounting brackets included. 12' electrical cord (3658 mm).</i>					
	1¾ x 2¼ x 17½	44 x 57 x 447	LGC-POWERBAR	432	-

Flat screen carts					
<i>Laminate doors with locks. 2 adjustable shelves. Recessed back panel for wire management. Grommets on back. 6 swivel casters, 4 with brakes. 1 tone only. Flat screen support sold separately.</i>					
	72 x 24 x 64	1800 x 600 x 1625	EN_-_-MTV2472	1,901	-
	54 x 24 x 64	1350 x 600 x 1625	EN_-_-MTV2454	1,743	-
Specify the handle code (L, Q, V). Specify the accent color (A, S).					

72" W accommodates 37" to 65" flat screens.
54" W accommodates 37" to 50" flat screens.

	W x D x H (")	W x D x H (mm)	Code	All Laminate (\$)	HPL Surfaces (\$)
Flat screen carts with translucent doors	<i>Silver anodized frame doors and translucent insert with locks. 2 adjustable shelves. Recessed back panel for wire management. Grommets on back. 6 swivel casters, 4 with brakes. 1 tone only. Flat screen support sold separately. S Silver accent only.</i>				
	72 x 24 x 64	1800 x 600 x 1625	EN_S-MTV2472T	2,448	—
	54 x 24 x 64	1350 x 600 x 1625	EN_S-MTV2454T	2,153	—



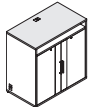
Specify the handle code (Q, V).

72" W accommodates 37" to 65" flat screens.
54" W accommodates 37" to 50" flat screens.

	W x D x H (")	W x D x H (mm)	Code	All Laminate (\$)	HPL Surfaces (\$)
Flat screen support	<i>Silver metal support. Can accommodate screens from 37" to 65". 15° tilt angle. Maximum weight capacity: 176 lbs (80 kg). Install on a flat screen carts.</i>				
	33 3/8 x 4 x 19 3/4	859 x 102 x 500	LGC-SUPFLATSC	486	—



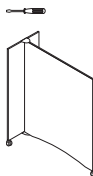
	W x D x H (")	W x D x H (mm)	Code	All Laminate (\$)	HPL Surfaces (\$)
Audio/video unit	<i>Pocket doors for electronic device storage. Back with door for wire access. 4" H (102 mm) clearance under surface. 6 adjustable shelves. Locks. Grommet on top and sides. Can accommodate a CPU tower.</i>				
	42 x 24 x 42	1050 x 600 x 1063	E___-244242AV	2,277	2,366
	Specify the surface type (1, 2). Specify the handle code (L, Q, V). Specify the accent color (A, S).				



	W x D x H (")	W x D x H (mm)	Code	All Laminate (\$)	HPL Surfaces (\$)
Audio/video cart	<i>Pocket doors for electronic device storage. Back with door for wire access. 4" H (102 mm) clearance under surface. 6 adjustable shelves. Locks. Swivel wire supports. Grommet on top and sides. 4 swivel casters, 2 with brakes. Can accommodate a CPU tower.</i>				
	42 x 24 x 42	1050 x 600 x 1063	E___-M244242AV	2,322	2,409
	Specify the surface type (1, 2). Specify the handle code (L, Q, V). Specify the accent color (A, S).				



	W x D x H (")	W x D x H (mm)	Code	All Laminate (\$)	HPL Surfaces (\$)
Mobile white boards	<i>Non-magnetic surface for use with dry-erase markers on both sides. Brakes on swivel casters.</i>				
	55 x 28 x 64	1375 x 700 x 1610	ENN_-MWB542865	1,716	—
	43 x 28 x 64	1075 x 700 x 1610	ENN_-MWB422865	1,683	—
	Specify the accent color (A, S).				

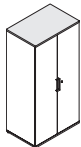


	W x D x H (")	W x D x H (mm)	Code	All Laminate (\$)	HPL Surfaces (\$)
Pencil tray	<i>For mobile white board. Specify the metal finish Silver or Anthracite grey.</i>				
	12 x 3 1/2 x 2	300 x 90 x 50	LGC-PH12_	82	—
	Specify the accent color (A, S).				



STORAGE UNITS, 72" H

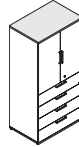
	W x D x H (")	W x D x H (mm)	Code	All Laminate (\$)	HPL Surfaces (\$)
Storage unit with doors	<i>3 adjustable shelves and 1 fixed shelf. Lock.</i>				
	36 x 24 x 72	900 x 600 x 1825	E1__-243672B	1,601	—
	Specify the handle code (L, Q, V). Specify the accent color (A, S).				



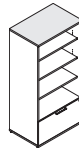
	W x D x H (")	W x D x H (mm)	Code	All Laminate (\$)	HPL Surfaces (\$)
Combined wardrobe/ storage unit with doors	<i>Clothes hanger bar and 1 fixed shelf on right side. 4 adjustable shelves on left side. Lock.</i>				
	36 x 24 x 72	900 x 600 x 1825	E1__-243672BC	1,765	—
	Specify the handle code (L, Q, V). Specify the accent color (A, S).				



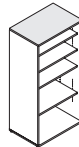
	W x D x H (")	W x D x H (mm)	Code	All Laminate (\$)	HPL Surfaces (\$)
Storage unit with drawers	<i>2 adjustable shelves. 4 box drawers. Interlock system. Locks.</i>				
	36 x 24 x 72	900 x 600 x 1825	E1__-243672BU	2,742	—
	Specify the handle code (L, Q, V). Specify the accent color (A, S).				



	W x D x H (")	W x D x H (mm)	Code	All Laminate (\$)	HPL Surfaces (\$)
Open bookcase with drawer	<i>2 adjustable shelves and 1 fixed shelf. Lateral file drawer with suspension bars. Lock.</i>				
	36 x 24 x 72	900 x 600 x 1825	E1__-B243672F	1,574	—
	Specify the handle code (L, Q, V). Specify the accent color (A, S).				



	W x D x H (")	W x D x H (mm)	Code	All Laminate (\$)	HPL Surfaces (\$)
Open bookcase	<i>3 adjustable shelves and 1 fixed shelf.</i>				
	36 x 24 x 72	900 x 600 x 1825	E1NN-B243672	1,257	—



STORAGE UNITS, 36" H

	W x D x H (")	W x D x H (mm)	Code	All Laminate (\$)	HPL Surfaces (\$)
Bookcase with doors	<i>1 adjustable shelf. Lock.</i>				
	36 x 24 x 36	900 x 600 x 911	E___-243636B	1,088	1,158
	Specify the surface type (1, 2). Specify the handle code (L, Q, V). Specify the accent color (A, S).				



	W x D x H (")	W x D x H (mm)	Code	All Laminate (\$)	HPL Surfaces (\$)
Mobile bookcase with doors	<i>1 adjustable shelf. Lock. 4 swivel casters, 2 with brakes.</i>				
	36 x 24 x 36	900 x 600 x 911	E___-M243636B	1,131	1,202
	Specify the surface type (1, 2). Specify the handle code (L, Q, V). Specify the accent color (A, S).				



	W x D x H (")	W x D x H (mm)	Code	All Laminate (\$)	HPL Surfaces (\$)
Storage unit with drawers	<i>4 box drawers. Interlock system. Lock.</i>				
	36 x 24 x 36	900 x 600 x 911	E___-243636U	1,918	1,989
	Specify the surface type (1, 2). Specify the handle code (L, Q, V). Specify the accent color (A, S).				



	W x D x H (")	W x D x H (mm)	Code	All Laminate (\$)	HPL Surfaces (\$)
Mobile storage unit with drawers	<i>4 box drawers. Interlock system. Lock. 4 swivel casters, 2 with brakes.</i>				
	36 x 24 x 36	900 x 600 x 911	E___-M243636U	1,961	2,032
	Specify the surface type (1, 2). Specify the handle code (L, Q, V). Specify the accent color (A, S).				



	W x D x H (")	W x D x H (mm)	Code	All Laminate (\$)	HPL Surfaces (\$)
Combined storage unit	<i>4 box drawers on left. Bookcase with door on right. 1 adjustable shelf. Locks.</i>				
	36 x 24 x 36	900 x 600 x 911	E___-243636UB	2,120	2,191



Specify the surface type (1, 2). Specify the handle code (L, Q, V).
Specify the accent color (A, S).

Mobile combined storage unit	<i>4 box drawers on left. Bookcase with door on right. 1 adjustable shelf. Locks. 4 swivel casters, 2 with brakes.</i>				
	36 x 24 x 36	900 x 600 x 911	E___-M243636UB	2,163	2,235



Specify the surface type (1, 2). Specify the handle code (L, Q, V).
Specify the accent color (A, S).

Combined storage unit	<i>4 box drawers on right. Bookcase with door on left. 1 adjustable shelf. Locks.</i>				
	36 x 24 x 36	900 x 600 x 911	E___-243636BU	2,120	2,191



Specify the surface type (1, 2). Specify the handle code (L, Q, V).
Specify the accent color (A, S).

Mobile combined storage unit	<i>4 box drawers on right. Bookcase with door on left. 1 adjustable shelf. Locks. 4 swivel casters, 2 with brakes.</i>				
	36 x 24 x 36	900 x 600 x 911	E___-M243636BU	2,163	2,235



Specify the surface type (1, 2). Specify the handle code (L, Q, V).
Specify the accent color (A, S).

Combined storage unit	<i>2 box drawers. Bookcase with doors. 1 adjustable shelf. Locks.</i>				
	36 x 24 x 36	900 x 600 x 911	E___-243636T	1,693	1,765



Specify the surface type (1, 2). Specify the handle code (L, Q, V).
Specify the accent color (A, S).

Mobile combined storage unit	<i>2 box drawers. Bookcase with doors. 1 adjustable shelf. Locks. 4 swivel casters, 2 with brakes.</i>				
	36 x 24 x 36	900 x 600 x 911	E___-M243636T	1,738	1,808



Specify the surface type (1, 2). Specify the handle code (L, Q, V).
Specify the accent color (A, S).

STORAGE UNITS, 29" H

Bookcase with doors	<i>1 adjustable shelf. Lock.</i>				
	36 x 24 x 29	900 x 600 x 735	E___-243629B	1,043	1,114



Specify the surface type (1, 2). Specify the handle code (L, Q, V).
Specify the accent color (A, S).

Mobile bookcase with doors	<i>1 adjustable shelf. Lock. 4 swivel casters, 2 with brakes.</i>				
	36 x 24 x 29	900 x 600 x 735	E___-M243629B	1,088	1,158



Specify the surface type (1, 2). Specify the handle code (L, Q, V).
Specify the accent color (A, S).

Bookcase with door, opens left	<i>1 adjustable shelf. Lock.</i>				
	24 x 24 x 29	600 x 600 x 735	E___-242429BL	961	1,010



Specify the surface type (1, 2). Specify the handle code (L, Q, V).
Specify the accent color (A, S).

Bookcase with door, opens right	<i>1 adjustable shelf. Lock.</i>				
	24 x 24 x 29	600 x 600 x 735	E___-242429BR	961	1,010



Specify the surface type (1, 2). Specify the handle code (L, Q, V).
Specify the accent color (A, S).

	W x D x H (")	W x D x H (mm)	Code	All Laminate (\$)	HPL Surfaces (\$)
Mobile bookcase with door, opens left	<i>1 adjustable shelf. 4 swivel casters, 2 with brakes. Lock.</i>				
	24 x 24 x 29	600 x 600 x 735	E___-M242429BL	1,005	1,055



Specify the surface type (1, 2). Specify the handle code (L, Q, V).
Specify the accent color (A, S).

Mobile bookcase with door, opens right	<i>1 adjustable shelf. 4 swivel casters, 2 with brakes. Lock.</i>				
	24 x 24 x 29	600 x 600 x 735	E___-M242429BR	1,005	1,055



Specify the surface type (1, 2). Specify the handle code (L, Q, V).
Specify the accent color (A, S).

Storage units with drawers	<i>3 box drawers. Interlock system. Lock.</i>				
	36 x 24 x 29	900 x 600 x 735	E___-243629U	1,738	1,808
	24 x 24 x 29	600 x 600 x 735	E___-242429U	1,677	1,748



Specify the surface type (1, 2). Specify the handle code (L, Q, V).
Specify the accent color (A, S).

Mobile storage units with drawers	<i>3 box drawers. Interlock system. Lock. 4 swivel casters, 2 with brakes.</i>				
	36 x 24 x 29	900 x 600 x 735	E___-M243629U	1,781	1,852
	24 x 24 x 29	600 x 600 x 735	E___-M242429U	1,721	1,792



Specify the surface type (1, 2). Specify the handle code (L, Q, V).
Specify the accent color (A, S).

Combined storage unit	<i>3 box drawers on left. Bookcase with door on right. 1 adjustable shelf. Locks.</i>				
	36 x 24 x 29	900 x 600 x 735	E___-243629UB	1,721	1,792



Specify the surface type (1, 2). Specify the handle code (L, Q, V).
Specify the accent color (A, S).

Mobile combined storage unit	<i>3 box drawers on left. Bookcase with door on right. 1 adjustable shelf. Locks. 4 swivel casters, 2 with brakes.</i>				
	36 x 24 x 29	900 x 600 x 735	E___-M243629UB	1,765	1,835



Specify the surface type (1, 2). Specify the handle code (L, Q, V).
Specify the accent color (A, S).

Combined storage unit	<i>3 box drawers on right. Bookcase with door on left. 1 adjustable shelf. Locks.</i>				
	36 x 24 x 29	900 x 600 x 735	E___-243629BU	1,721	1,792



Specify the surface type (1, 2). Specify the handle code (L, Q, V).
Specify the accent color (A, S).

Mobile combined storage unit	<i>3 box drawers on right. Bookcase with door on left. 1 adjustable shelf. Locks. 4 swivel casters, 2 with brakes.</i>				
	36 x 24 x 29	900 x 600 x 735	E___-M243629BU	1,765	1,835



Specify the surface type (1, 2). Specify the handle code (L, Q, V).
Specify the accent color (A, S).

BOOKCASE UNITS, 36" H

Bookcase units	<i>2 adjustable shelves.</i>				
	60 x 24 x 36	1500 x 600 x 911	E_NN-B246036	934	1,028
	48 x 24 x 36	1200 x 600 x 911	E_NN-B244836	836	918



1 adjustable shelf.

	36 x 24 x 36	900 x 600 x 911	E_NN-B243636	748	820
--	--------------	-----------------	--------------	-----	-----



Specify the surface type (1, 2).

	W x D x H (")	W x D x H (mm)	Code	All Laminate (\$)	HPL Surfaces (\$)
Mobile bookcase units	<i>2 adjustable shelves. 6 swivel casters, 4 with brakes.</i>				
	60 x 24 x 36	1500 x 600 x 911	E_NN-MB246036	1,000	1,093
	48 x 24 x 36	1200 x 600 x 911	E_NN-MB244836	901	984
	<i>1 adjustable shelf. 4 swivel casters, 2 with brakes.</i>				
	36 x 24 x 36	900 x 600 x 911	E_NN-MB243636	792	863

Specify the surface type (1, 2).

BOOKCASE UNITS, 29" H

	W x D x H (")	W x D x H (mm)	Code	All Laminate (\$)	HPL Surfaces (\$)
Bookcase units	<i>2 adjustable shelves.</i>				
	60 x 24 x 29	1500 x 600 x 735	E_NN-B246029	912	1,000
	48 x 24 x 29	1200 x 600 x 735	E_NN-B244829	820	891
	<i>1 adjustable shelf.</i>				
	36 x 24 x 29	900 x 600 x 735	E_NN-B243629	727	797

Specify the surface type (1, 2).

	W x D x H (")	W x D x H (mm)	Code	All Laminate (\$)	HPL Surfaces (\$)
Mobile bookcase units	<i>2 adjustable shelves. 6 swivel casters, 4 with brakes.</i>				
	60 x 24 x 29	1500 x 600 x 735	E_NN-MB246029	979	1,065
	48 x 24 x 29	1200 x 600 x 735	E_NN-MB244829	885	956
	<i>1 adjustable shelf. 4 swivel casters, 2 with brakes.</i>				
	36 x 24 x 29	900 x 600 x 735	E_NN-MB243629	770	842

Specify the surface type (1, 2).

	W x D x H (")	W x D x H (mm)	Code	All Laminate (\$)	HPL Surfaces (\$)
Handle	<i>For mobile units. Specify the metal finish Silver or Anthracite grey.</i>				
	17¼ x 7/8 x 2¾	438 x 22 x 60	LGC-PULL17_	104	—

Specify the accent color (A, S).

	W x D x H (")	W x D x H (mm)	Code	All Laminate (\$)	HPL Surfaces (\$)
Bookcases	<i>3 adjustable shelves. 1 fixed shelf. 1 tone only.</i>				
	36 x 14 x 72	900 x 350 x 1825	ENNN-B367214	896	—
	<i>2 adjustable shelves. 1 fixed shelf. 1 tone only.</i>				
	36 x 14 x 48	900 x 350 x 1215	ENNN-B364814	748	—

MODULAR CABINETS

	W x D x H (")	W x D x H (mm)	Code	All Laminate (\$)	HPL Surfaces (\$)
Modular cabinet with doors	<i>Installs under a countertop. 1 adjustable shelf. 4¼" H (106 mm) kick plate. Lock. 1 tone only.</i>				
	36 x 25 x 35	900 x 625 x 886	EN__-253635BL	1,088	—

Specify the handle code (L, Q, V). Specify the accent color (A, S).

	W x D x H (")	W x D x H (mm)	Code	All Laminate (\$)	HPL Surfaces (\$)
Modular cabinets with door, opens left	<i>Installs under a countertop. 1 adjustable shelf. 4¼" H (106 mm) kick plate. Lock. 1 tone only.</i>				
	24 x 25 x 35	600 x 625 x 886	EN__-252435BLL	1,005	—
	18 x 25 x 35	450 x 625 x 886	EN__-251835BLL	770	—

Specify the handle code (L, Q, V). Specify the accent color (A, S).

	W x D x H (")	W x D x H (mm)	Code	All Laminate (\$)	HPL Surfaces (\$)
Modular cabinets with door, opens right	<i>Installs under a countertop. 1 adjustable shelf. 4¼" H (106 mm) kick plate. Lock. 1 tone only.</i>				
	24 x 25 x 35	600 x 625 x 886	EN__-252435BLR	1,005	—
	18 x 25 x 35	450 x 625 x 886	EN__-251835BLR	770	—

Specify the handle code (L, Q, V). Specify the accent color (A, S).

	W x D x H (")	W x D x H (mm)	Code	All Laminate (\$)	HPL Surfaces (\$)
Modular sink cabinet with doors	<i>Installs under a countertop. 4¼" H (106 mm) kick plate. Open back to accommodate plumbing. Lock. 1 tone only.</i>				
	36 x 25 x 35	900 x 625 x 886	EN__-253635KL	1,147	—

Specify the handle code (L, Q, V). Specify the accent color (A, S).

	W x D x H (")	W x D x H (mm)	Code	All Laminate (\$)	HPL Surfaces (\$)
Modular sink cabinet with door, opens left	<i>Installs under a countertop. 4¼" H (106 mm) kick plate. Open back to accommodate plumbing. Lock. 1 tone only.</i>				
	24 x 25 x 35	600 x 625 x 886	EN__-252435KLL	1,065	—

Specify the handle code (L, Q, V). Specify the accent color (A, S).

	W x D x H (")	W x D x H (mm)	Code	All Laminate (\$)	HPL Surfaces (\$)
Modular sink cabinet with door, opens right	<i>Installs under a countertop. 4¼" H (106 mm) kick plate. Open back to accommodate plumbing. Lock. 1 tone only.</i>				
	24 x 25 x 35	600 x 625 x 886	EN__-252435KLR	1,065	—

Specify the handle code (L, Q, V). Specify the accent color (A, S).

	W x D x H (")	W x D x H (mm)	Code	All Laminate (\$)	HPL Surfaces (\$)
Modular cabinet with drawers	<i>Installs under a countertop. 4 drawers. 4¼" H (106 mm) kick plate. Lock. 1 tone only.</i>				
	36 x 25 x 35	900 x 625 x 886	EN__-253635UL	1,656	—

Specify the handle code (L, Q, V). Specify the accent color (A, S).

	W x D x H (")	W x D x H (mm)	Code	All Laminate (\$)	HPL Surfaces (\$)
Modular cabinets with drawers	<i>Installs under a countertop. 4 drawers. 4¼" H (106 mm) kick plate. Lock. 1 tone only.</i>				
	24 x 25 x 35	600 x 625 x 886	EN__-252435UL	1,574	—
	18 x 25 x 35	450 x 625 x 886	EN__-251835UL	1,431	—

Specify the handle code (L, Q, V). Specify the accent color (A, S).

	W x D x H (")	W x D x H (mm)	Code	All Laminate (\$)	HPL Surfaces (\$)
Modular cabinet with drawers	<i>Installs under a countertop. 3 box drawers and 1 file drawer. 4¼" H (106 mm) kick plate. Locks. 1 tone only.</i>				
	36 x 25 x 35	900 x 625 x 886	EN__-253635UFL	1,628	—


Specify the handle code (L, Q, V). Specify the accent color (A, S).


	W x D x H (")	W x D x H (mm)	Code	All Laminate (\$)	HPL Surfaces (\$)
Modular cabinet with drawers	<i>Installs under a countertop. 2 box drawers and 1 file drawer. 4¼" H (106 mm) kick plate. Lock. 1 tone only.</i>				
	24 x 25 x 35	600 x 625 x 886	EN__-252435UFL	1,546	—



Specify the handle code (L, Q, V). Specify the accent color (A, S).

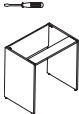

	W x D x H (")	W x D x H (mm)	Code	All Laminate (\$)	HPL Surfaces (\$)
Modular cabinet with doors and drawers	<i>Installs under a countertop. 2 box drawers. 1 adjustable shelf. 4¼" H (106 mm) kick plate. Locks. 1 tone only.</i>				
	36 x 25 x 35	900 x 625 x 886	EN__-253635TL	1,371	—


Specify the handle code (L, Q, V). Specify the accent color (A, S).

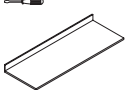
	W x D x H (")	W x D x H (mm)	Code	All Laminate (\$)	HPL Surfaces (\$)
Modular cabinet with door and drawer, opens left	<i>Installs under a countertop. 1 box drawer. 1 adjustable shelf. 4¼" H (106 mm) kick plate. Lock. 1 tone only.</i>				
	24 x 25 x 35	600 x 625 x 886	EN__-252435TLL	1,290	—
	Specify the handle code (L, Q, V). Specify the accent color (A, S).				


Modular cabinet with door and drawer, opens right	<i>Installs under a countertop. 1 box drawer. 1 adjustable shelf. 4¼" H (106 mm) kick plate. Lock. 1 tone only.</i>				
	24 x 25 x 35	600 x 625 x 886	EN__-252435TLR	1,290	—
	Specify the handle code (L, Q, V). Specify the accent color (A, S).				


Modular bookcases	<i>Installs under a countertop. 1 adjustable shelf. 4¼" H (106 mm) kick plate. 1 tone only.</i>				
	36 x 25 x 35	900 x 625 x 886	ENNN-B253635L	802	—
	24 x 25 x 35	600 x 625 x 886	ENNN-B252435L	721	—

Open modules	<i>Installs under a countertop. 1 tone only.</i>				
	36 x 25 x 35	900 x 625 x 886	ENNN-253635SL	519	—
	24 x 25 x 35	600 x 625 x 886	ENNN-252435SL	486	—


ADA sink module	<i>Installs under a countertop. Open back to accommodate plumbing. Pivoting front panel for plumbing accessibility. 1 tone only.</i>				
	36 x 25 x 35	900 x 625 x 886	ENNN-AD253635L	699	—

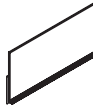
Rectangular counter tops	<i>Installs on modular cabinets. 4" H (100 mm) back splash. 1 tone only.</i>				
	96 x 26 x 5	2400 x 650 x 125	E_NN-TOBS2696	437	661
	90 x 26 x 5	2250 x 650 x 125	E_NN-TOBS2690	426	645
	84 x 26 x 5	2100 x 650 x 125	E_NN-TOBS2684	415	628
	78 x 26 x 5	1950 x 650 x 125	E_NN-TOBS2678	405	612
	72 x 26 x 5	1800 x 650 x 125	E_NN-TOBS2672	392	595
	66 x 26 x 5	1650 x 650 x 125	E_NN-TOBS2666	382	579
	60 x 26 x 5	1500 x 650 x 125	E_NN-TOBS2660	372	563
	54 x 26 x 5	1350 x 650 x 125	E_NN-TOBS2654	361	546
	48 x 26 x 5	1200 x 650 x 125	E_NN-TOBS2648	350	536
	42 x 26 x 5	1050 x 650 x 125	E_NN-TOBS2642	338	524
	36 x 26 x 5	900 x 650 x 125	E_NN-TOBS2636	328	514
	24 x 26 x 5	600 x 650 x 125	E_NN-TOBS2624	322	503
	18 x 26 x 5	450 x 650 x 125	E_NN-TOBS2618	317	491
	Specify the surface type (1, 2).				

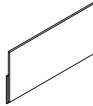
Open storage module	<i>Installs on a countertop. 2 adjustable shelves. 2 grommets. 1 tone only.</i>				
	48 x 20 x 36	1200 x 500 x 911	ENNN-M0483620	885	—


Open storage module	<i>Installs on a countertop. 1 adjustable shelf. 1 grommet. 1 tone only.</i>				
	24 x 20 x 36	600 x 500 x 911	ENNN-M0243620	727	—

WALL-MOUNTED SYSTEM FOR ACCESSORIES

	W x D x H (")	W x D x H (mm)	Code	All Laminate (\$)	HPL Surfaces (\$)
Laminate hanging systems	<i>5/8" (16 mm) thick laminate panel. Installation requires appropriate fastening hardware (not included) depending on wall type. 1 tone only.</i>				
	96 x 5/8 x 14	2400 x 16 x 356	ENNN-WMS96	317	—
	90 x 5/8 x 14	2250 x 16 x 356	ENNN-WMS90	311	—
	84 x 5/8 x 14	2100 x 16 x 356	ENNN-WMS84	306	—
	78 x 5/8 x 14	1950 x 16 x 356	ENNN-WMS78	301	—
	72 x 5/8 x 14	1800 x 16 x 356	ENNN-WMS72	296	—
	66 x 5/8 x 14	1650 x 16 x 356	ENNN-WMS66	290	—
	60 x 5/8 x 14	1500 x 16 x 356	ENNN-WMS60	283	—
	54 x 5/8 x 14	1350 x 16 x 356	ENNN-WMS54	278	—
	48 x 5/8 x 14	1200 x 16 x 356	ENNN-WMS48	273	—
	42 x 5/8 x 14	1050 x 16 x 356	ENNN-WMS42	268	—
	36 x 5/8 x 14	900 x 16 x 356	ENNN-WMS36	263	—
	30 x 5/8 x 14	750 x 16 x 356	ENNN-WMS30	256	—

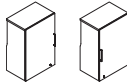
Porcelain white boards	<i>Porcelain magnetic surface for use with dry-erase markers. Pencil tray. Silver anodized aluminum frame. Mounting hardware for laminate hanging system included. 1 tone only.</i>				
	96 x 4½ x 48	2400 x 104 x 1219	ENNS-WB9648	1,912	—
	72 x 4½ x 48	1800 x 104 x 1219	ENNS-WB7248	1,530	—
	48 x 4½ x 48	1200 x 104 x 1219	ENNS-WB4848	1,224	—
	96 x 4½ x 42	2400 x 104 x 1067	ENNS-WB9642	1,862	—
	72 x 4½ x 42	1800 x 104 x 1067	ENNS-WB7242	1,491	—
	48 x 4½ x 42	1200 x 104 x 1067	ENNS-WB4842	1,192	—
	96 x 4½ x 36	2400 x 104 x 914	ENNS-WB9636	1,820	—
	72 x 4½ x 36	1800 x 104 x 914	ENNS-WB7236	1,453	—
	48 x 4½ x 36	1200 x 104 x 914	ENNS-WB4836	1,164	—

Tackboards	<i>Natural cork. Mounting hardware for laminate hanging system included. 1 tone only.</i>				
	96 x 1¾ x 48	2400 x 44 x 1219	ENN_-TKC9648	891	—
	72 x 1¾ x 48	1800 x 44 x 1219	ENN_-TKC7248	770	—
	48 x 1¾ x 48	1200 x 44 x 1219	ENN_-TKC4848	655	—
	96 x 1¾ x 42	2400 x 44 x 1067	ENN_-TKC9642	836	—
	72 x 1¾ x 42	1800 x 44 x 1067	ENN_-TKC7242	732	—
	48 x 1¾ x 42	1200 x 44 x 1067	ENN_-TKC4842	628	—
	96 x 1¾ x 36	2400 x 44 x 914	ENN_-TKC9636	782	—
	72 x 1¾ x 36	1800 x 44 x 914	ENN_-TKC7236	688	—
	48 x 1¾ x 36	1200 x 44 x 914	ENN_-TKC4836	600	—
	Specify the accent color (A, S).				


Cabinets with laminate doors, 16" D	<i>Lock. Mounting hardware for laminate hanging system included. 1 tone only.</i>				
	36 x 16 x 48	900 x 400 x 1219	EN__-H364816P	1,229	—
	36 x 16 x 36	900 x 400 x 914	EN__-H363616P	1,197	—
	36 x 16 x 30	900 x 400 x 762	EN__-H363016P	1,169	—
	36 x 16 x 24	900 x 400 x 609	EN__-H362416P	1,142	—

48"-30" H:
2 adjustable shelves.
24" H:
1 adjustable shelf.

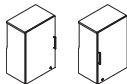
Specify the handle code (L, Q, V). Specify the accent color (A, S).

	W x D x H (*)	W x D x H (mm)	Code	All Laminate (\$)	HPL Surfaces (\$)
Cabinets with laminate door, 16" D					
	<i>Lock. Mounting hardware for laminate hanging system included. 1 tone only.</i>				
	24 x 16 x 48	600 x 400 x 1219	EN__-H244816PL	1,083	--
	24 x 16 x 48	600 x 400 x 1219	EN__-H244816PR	1,083	--
	24 x 16 x 36	600 x 400 x 914	EN__-H243616PL	1,055	--
	24 x 16 x 36	600 x 400 x 914	EN__-H243616PR	1,055	--
48"-30" H: 2 adjustable shelves. 24" H: 1 adjustable shelf.	24 x 16 x 30	600 x 400 x 762	EN__-H243016PL	1,028	--
	24 x 16 x 30	600 x 400 x 762	EN__-H243016PR	1,028	--
L at the end of the code: opens left. R at the end of the code: opens right.	24 x 16 x 24	600 x 400 x 609	EN__-H242416PL	1,000	--
	24 x 16 x 24	600 x 400 x 609	EN__-H242416PR	1,000	--
	18 x 16 x 48	450 x 400 x 1219	EN__-H184816PL	973	--
	18 x 16 x 48	450 x 400 x 1219	EN__-H184816PR	973	--
	18 x 16 x 36	450 x 400 x 914	EN__-H183616PL	951	--
	18 x 16 x 36	450 x 400 x 914	EN__-H183616PR	951	--
	18 x 16 x 30	450 x 400 x 762	EN__-H183016PL	929	--
	18 x 16 x 30	450 x 400 x 762	EN__-H183016PR	929	--
	18 x 16 x 24	450 x 400 x 609	EN__-H182416PL	906	--
	18 x 16 x 24	450 x 400 x 609	EN__-H182416PR	906	--


Specify the handle code (L, Q, V). Specify the accent color (A, S).

	W x D x H (*)	W x D x H (mm)	Code	All Laminate (\$)	HPL Surfaces (\$)
Cabinets with laminate doors, 13" D					
	<i>Lock. Mounting hardware for laminate hanging system included. 1 tone only.</i>				
	36 x 13 x 48	900 x 325 x 1219	EN__-H364813P	1,207	--
	36 x 13 x 36	900 x 325 x 914	EN__-H363613P	1,174	--
	36 x 13 x 30	900 x 325 x 762	EN__-H363013P	1,147	--
	36 x 13 x 24	900 x 325 x 609	EN__-H362413P	1,120	--

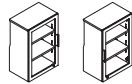
Specify the handle code (L, Q, V). Specify the accent color (A, S).

	W x D x H (*)	W x D x H (mm)	Code	All Laminate (\$)	HPL Surfaces (\$)
Cabinets with laminate door, 13" D					
	<i>Lock. Mounting hardware for laminate hanging system included. 1 tone only.</i>				
	24 x 13 x 48	600 x 325 x 1219	EN__-H244813PL	1,060	--
	24 x 13 x 48	600 x 325 x 1219	EN__-H244813PR	1,060	--
	24 x 13 x 36	600 x 325 x 914	EN__-H243613PL	1,033	--
	24 x 13 x 36	600 x 325 x 914	EN__-H243613PR	1,033	--
48"-30" H: 2 adjustable shelves. 24" H: 1 adjustable shelf.	24 x 13 x 30	600 x 325 x 762	EN__-H243013PL	1,005	--
	24 x 13 x 30	600 x 325 x 762	EN__-H243013PR	1,005	--
L at the end of the code: opens left. R at the end of the code: opens right.	24 x 13 x 24	600 x 325 x 609	EN__-H242413PL	979	--
	24 x 13 x 24	600 x 325 x 609	EN__-H242413PR	979	--
	18 x 13 x 48	450 x 325 x 1219	EN__-H184813PL	951	--
	18 x 13 x 48	450 x 325 x 1219	EN__-H184813PR	951	--
	18 x 13 x 36	450 x 325 x 914	EN__-H183613PL	929	--
	18 x 13 x 36	450 x 325 x 914	EN__-H183613PR	929	--
	18 x 13 x 30	450 x 325 x 762	EN__-H183013PL	906	--
	18 x 13 x 30	450 x 325 x 762	EN__-H183013PR	906	--
	18 x 13 x 24	450 x 325 x 609	EN__-H182413PL	885	--
	18 x 13 x 24	450 x 325 x 609	EN__-H182413PR	885	--


Specify the handle code (L, Q, V). Specify the accent color (A, S).

	W x D x H (*)	W x D x H (mm)	Code	All Laminate (\$)	HPL Surfaces (\$)
Cabinets with translucent door, 16" D					
	<i>With Silver anodized frame doors and translucent insert. Lock. Mounting hardware for laminate hanging system included. 1 tone only.</i>				
	36 x 16 x 48	900 x 400 x 1219	EN_S-H364816T	1,503	--
	36 x 16 x 36	900 x 400 x 914	EN_S-H363616T	1,470	--
	36 x 16 x 30	900 x 400 x 762	EN_S-H363016T	1,442	--
	36 x 16 x 24	900 x 400 x 609	EN_S-H362416T	1,415	--

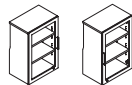
Specify the handle code (Q, V).

	W x D x H (*)	W x D x H (mm)	Code	All Laminate (\$)	HPL Surfaces (\$)
Cabinets with translucent door, 16" D					
	<i>With Silver anodized frame door and translucent insert. Lock. Mounting hardware for laminate hanging system included. 1 tone only.</i>				
	24 x 16 x 48	600 x 400 x 1219	EN_S-H244816TL	1,218	--
	24 x 16 x 48	600 x 400 x 1219	EN_S-H244816TR	1,218	--
	24 x 16 x 36	600 x 400 x 914	EN_S-H243616TL	1,192	--
	24 x 16 x 36	600 x 400 x 914	EN_S-H243616TR	1,192	--
48"-30" H: 2 adjustable shelves. 24" H: 1 adjustable shelf.	24 x 16 x 30	600 x 400 x 762	EN_S-H243016TL	1,164	--
	24 x 16 x 30	600 x 400 x 762	EN_S-H243016TR	1,164	--
L at the end of the code: opens left. R at the end of the code: opens right.	24 x 16 x 24	600 x 400 x 609	EN_S-H242416TL	1,137	--
	24 x 16 x 24	600 x 400 x 609	EN_S-H242416TR	1,137	--
	18 x 16 x 48	450 x 400 x 1219	EN_S-H184816TL	1,109	--
	18 x 16 x 48	450 x 400 x 1219	EN_S-H184816TR	1,109	--
	18 x 16 x 36	450 x 400 x 914	EN_S-H183616TL	1,088	--
	18 x 16 x 36	450 x 400 x 914	EN_S-H183616TR	1,088	--
	18 x 16 x 30	450 x 400 x 762	EN_S-H183016TL	1,065	--
	18 x 16 x 30	450 x 400 x 762	EN_S-H183016TR	1,065	--
	18 x 16 x 24	450 x 400 x 609	EN_S-H182416TL	1,043	--
	18 x 16 x 24	450 x 400 x 609	EN_S-H182416TR	1,043	--

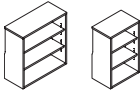
Specify the handle code (Q, V).

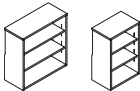
	W x D x H (*)	W x D x H (mm)	Code	All Laminate (\$)	HPL Surfaces (\$)
Cabinets with translucent doors, 13" D					
	<i>With Silver anodized frame doors and translucent insert. Lock. Mounting hardware for laminate hanging system included. 1 tone only.</i>				
	36 x 13 x 48	900 x 325 x 1219	EN_S-H364813T	1,480	--
	36 x 13 x 36	900 x 325 x 914	EN_S-H363613T	1,448	--
	36 x 13 x 30	900 x 325 x 762	EN_S-H363013T	1,420	--
	36 x 13 x 24	900 x 325 x 609	EN_S-H362413T	1,394	--

Specify the handle code (Q, V).

	W x D x H (*)	W x D x H (mm)	Code	All Laminate (\$)	HPL Surfaces (\$)
Cabinets with translucent door, 13" D					
	<i>With Silver anodized frame door and translucent insert. Lock. Mounting hardware for laminate hanging system included. 1 tone only.</i>				
	24 x 13 x 48	600 x 325 x 1219	EN_S-H244813TL	1,197	--
	24 x 13 x 48	600 x 325 x 1219	EN_S-H244813TR	1,197	--
	24 x 13 x 36	600 x 325 x 914	EN_S-H243613TL	1,169	--
	24 x 13 x 36	600 x 325 x 914	EN_S-H243613TR	1,169	--
48"-30" H: 2 adjustable shelves. 24" H: 1 adjustable shelf.	24 x 13 x 30	600 x 325 x 762	EN_S-H243013TL	1,142	--
	24 x 13 x 30	600 x 325 x 762	EN_S-H243013TR	1,142	--
L at the end of the code: opens left. R at the end of the code: opens right.	24 x 13 x 24	600 x 325 x 609	EN_S-H242413TL	1,114	--
	24 x 13 x 24	600 x 325 x 609	EN_S-H242413TR	1,114	--
	18 x 13 x 48	450 x 325 x 1219	EN_S-H184813TL	1,088	--
	18 x 13 x 48	450 x 325 x 1219	EN_S-H184813TR	1,088	--
	18 x 13 x 36	450 x 325 x 914	EN_S-H183613TL	1,065	--
	18 x 13 x 36	450 x 325 x 914	EN_S-H183613TR	1,065	--
	18 x 13 x 30	450 x 325 x 762	EN_S-H183013TL	1,043	--
	18 x 13 x 30	450 x 325 x 762	EN_S-H183013TR	1,043	--
	18 x 13 x 24	450 x 325 x 609	EN_S-H182413TL	1,021	--
	18 x 13 x 24	450 x 325 x 609	EN_S-H182413TR	1,021	--

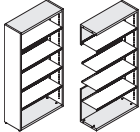
Specify the handle code (Q, V).

	W x D x H ("")	W x D x H (mm)	Code	All Laminate (\$)	HPL Surfaces (\$)
Open cabinets, 16" D	<i>Mounting hardware for laminate hanging system included. 1 tone only.</i>				
	36 x 16 x 48	900 x 400 x 1219	ENN_-H364816	1,010	—
	24 x 16 x 48	600 x 400 x 1219	ENN_-H244816	973	—
	18 x 16 x 48	450 x 400 x 1219	ENN_-H184816	863	—
	36 x 16 x 36	900 x 400 x 914	ENN_-H363616	979	—
	24 x 16 x 36	600 x 400 x 914	ENN_-H243616	946	—
	18 x 16 x 36	450 x 400 x 914	ENN_-H183616	842	—
	36 x 16 x 30	900 x 400 x 762	ENN_-H363016	951	—
	24 x 16 x 30	600 x 400 x 762	ENN_-H243016	918	—
	18 x 16 x 30	450 x 400 x 762	ENN_-H183016	820	—
	36 x 16 x 24	900 x 400 x 609	ENN_-H362416	924	—
24 x 16 x 24	600 x 400 x 609	ENN_-H242416	891	—	
18 x 16 x 24	450 x 400 x 609	ENN_-H182416	797	—	
Specify the accent color (A, S).					

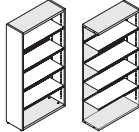
	W x D x H ("")	W x D x H (mm)	Code	All Laminate (\$)	HPL Surfaces (\$)
Open cabinets, 13" D	<i>Mounting hardware for laminate hanging system included. 1 tone only.</i>				
	36 x 13 x 48	900 x 325 x 1219	ENN_-H364813	1,000	—
	24 x 13 x 48	600 x 325 x 1219	ENN_-H244813	961	—
	18 x 13 x 48	450 x 325 x 1219	ENN_-H184813	852	—
	36 x 13 x 36	900 x 325 x 914	ENN_-H363613	966	—
	24 x 13 x 36	600 x 325 x 914	ENN_-H243613	934	—
	18 x 13 x 36	450 x 325 x 914	ENN_-H183613	830	—
	36 x 13 x 30	900 x 325 x 762	ENN_-H363013	939	—
	24 x 13 x 30	600 x 325 x 762	ENN_-H243013	906	—
	18 x 13 x 30	450 x 325 x 762	ENN_-H183013	809	—
	36 x 13 x 24	900 x 325 x 609	ENN_-H362413	912	—
24 x 13 x 24	600 x 325 x 609	ENN_-H242413	880	—	
18 x 13 x 24	450 x 325 x 609	ENN_-H182413	787	—	
Specify the accent color (A, S).					

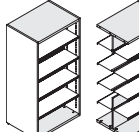
SHELVINGS

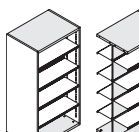
Thermofused laminate frame. Levelers with 1½" (38 mm) height adjustment. Shelves: 18-gauge steel, Anthracite grey paint, load capacity 150 lbs (86 kg). Anti-tip shelves can be individually positioned flat or angled at 45° for display. Shelves are packaged separately.


	W x D x H ("")	W x D x H (mm)	Code	All Laminate (\$)	HPL Surfaces (\$)
Single-sided shelvings – open back	<i>Single-faced shelvings must be anchored to a wall for safety and stability.</i>				
	Starter				
	37 x 14 x 84	925 x 344 x 2130	E5NN-BOS1484	1,376	—
	37 x 14 x 72	925 x 344 x 1825	E5NN-BOS1472	1,246	—
	37 x 14 x 60	925 x 344 x 1520	E5NN-BOS1460	1,093	—
	Add-on <i>Height must be equal to the starter unit.</i>				
	36 x 14 x 84	900 x 344 x 2130	E5NN-BOA1484	1,267	—
	36 x 14 x 72	900 x 344 x 1825	E5NN-BOA1472	1,131	—
	36 x 14 x 60	900 x 344 x 1520	E5NN-BOA1460	961	—


84" H:
5 adjustable shelves.
72" H:
4 adjustable shelves.
60" H:
3 adjustable shelves.


	W x D x H ("")	W x D x H (mm)	Code	All Laminate (\$)	HPL Surfaces (\$)
Single-sided shelvings – closed back	<i>Single-faced shelvings must be anchored to a wall for safety and stability.</i>				
	Starter				
	37 x 14 x 84	925 x 344 x 2130	E5NN-BCS1484	1,519	—
	37 x 14 x 72	925 x 344 x 1825	E5NN-BCS1472	1,382	—
	37 x 14 x 60	925 x 344 x 1520	E5NN-BCS1460	1,197	—
	37 x 14 x 48	925 x 344 x 1215	E5NN-BCS1448	946	—
	37 x 14 x 42	925 x 344 x 1063	E5NN-BCS1442	863	—
	Add-on <i>Height must be equal to the starter unit.</i>				
	84" H: 5 adjustable shelves.	36 x 14 x 84	900 x 344 x 2130	E5NN-BCA1484	1,376
	72" H: 4 adjustable shelves.	36 x 14 x 72	900 x 344 x 1825	E5NN-BCA1472	1,229
	60" H: 3 adjustable shelves.	36 x 14 x 60	900 x 344 x 1520	E5NN-BCA1460	1,038
	48" H-42" H: 2 adjustable shelves.	36 x 14 x 48	900 x 344 x 1215	E5NN-BCA1448	852
		36 x 14 x 42	900 x 344 x 1063	E5NN-BCA1442	797

	W x D x H ("")	W x D x H (mm)	Code	All Laminate (\$)	HPL Surfaces (\$)
Double-sided shelvings – open back	Starter				
	37 x 26 x 84	925 x 665 x 2130	E5NN-BOS2684	2,339	—
	37 x 26 x 72	925 x 665 x 1825	E5NN-BOS2672	2,054	—
	37 x 26 x 60	925 x 665 x 1520	E5NN-BOS2660	1,771	—
	Add-on <i>Height must be equal to the starter unit.</i>				
	84" H: 10 adjustable shelves.	36 x 26 x 84	900 x 665 x 2130	E5NN-BOA2684	2,093
	72" H: 8 adjustable shelves.	36 x 26 x 72	900 x 665 x 1825	E5NN-BOA2672	1,847
	60" H: 6 adjustable shelves.	36 x 26 x 60	900 x 665 x 1520	E5NN-BOA2660	1,601

	W x D x H ("")	W x D x H (mm)	Code	All Laminate (\$)	HPL Surfaces (\$)
Double-sided shelvings – closed back	Starter				
	37 x 26 x 84	925 x 665 x 2130	E5NN-BCS2684	2,414	—
	37 x 26 x 72	925 x 665 x 1825	E5NN-BCS2672	2,131	—
	37 x 26 x 60	925 x 665 x 1520	E5NN-BCS2660	1,808	—
	37 x 26 x 48	925 x 665 x 1215	E5NN-BCS2648	1,530	—
	37 x 26 x 42	925 x 665 x 1063	E5NN-BCS2642	1,453	—
	Add-on <i>Height must be equal to the starter unit.</i>				
	84" H: 10 adjustable shelves.	36 x 26 x 84	900 x 665 x 2130	E5NN-BCA2684	2,168
	72" H: 8 adjustable shelves.	36 x 26 x 72	900 x 665 x 1825	E5NN-BCA2672	1,912
	60" H: 6 adjustable shelves.	36 x 26 x 60	900 x 665 x 1520	E5NN-BCA2660	1,628
	48" H-42" H: 4 adjustable shelves.	36 x 26 x 48	900 x 665 x 1215	E5NN-BCA2648	1,344
		36 x 26 x 42	900 x 665 x 1063	E5NN-BCA2642	1,278

	W x D x H ("")	W x D x H (mm)	Code	All Laminate (\$)	HPL Surfaces (\$)
Additional shelf	<i>Anthracite grey 18-gauge steel with anti-tip device. Shelf can be positioned flat or angled for display.</i>				
	35 x 12 x 2	873 x 308 x 51	ENNN-BSHM	109	—

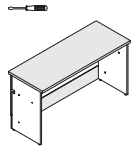
	W x D x H ("")	W x D x H (mm)	Code	All Laminate (\$)	HPL Surfaces (\$)
Wire supports for books	<i>Steel. Installs under the shelves.</i>				
	<i>Package of 2.</i>				
	8 ½ x 13 x 9	210 x 330 x 225	ENNN-BDIVM2	93	—
	<i>Package of 10.</i>				
	8 ½ x 13 x 9	210 x 330 x 225	ENNN-BDIVM10	278	—

	W x D x H ("")	W x D x H (mm)	Code	All Laminate (\$)	HPL Surfaces (\$)
Mobile book cart	<i>2 double-faced slanted shelves. 1 fixed flat shelf. 4 swivel casters, 2 with brakes. Lower and middle shelf clearance 10 13/16".</i>				
	30 x 18 x 36	750 x 450 x 911	ENN_-MA183036	1,278	—
Specify the accent color (A, S).					

CIRCULATION DESKS – 39" H

Full height 2-tone modesty panel. Levelers with 1½" (38 mm) height adjustment. All side panels come with wire access unless otherwise specified. End panel (ENNN-GFP2839) may be required to complete a circulation desk layout.

Rectangular counters	W x D x H (")	W x D x H (mm)	Code	All Laminate (\$)	HPL Surfaces (\$)
	84 x 28 x 39	2100 x 700 x 987	E_N_-G288439	979	1,131
	78 x 28 x 39	1950 x 700 x 987	E_N_-G287839	951	1,103
	72 x 28 x 39	1800 x 700 x 987	E_N_-G287239	918	1,065
	66 x 28 x 39	1650 x 700 x 987	E_N_-G286639	901	1,043
	60 x 28 x 39	1500 x 700 x 987	E_N_-G286039	885	1,028
	54 x 28 x 39	1350 x 700 x 987	E_N_-G285439	863	1,000
	48 x 28 x 39	1200 x 700 x 987	E_N_-G284839	847	984
	42 x 28 x 39	1050 x 700 x 987	E_N_-G284239	825	956
	36 x 28 x 39	900 x 700 x 987	E_N_-G283639	809	939



Surface grocket option, add H at the end of the code. 84" to 48": 2 grommets. 42" to 36": 1 grocket.

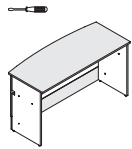
84" to 78": Packaged in 2 boxes.

Specify the surface type (1, 2). Grocket option, specify the accent color (A, S) or specify N for no grocket.

	84 x 28 x 39½	2100 x 700 x 1000	E_N_-G288439	1,043	1,207
	78 x 28 x 39½	1950 x 700 x 1000	E_N_-G287839	1,016	1,179
	72 x 28 x 39½	1800 x 700 x 1000	E_N_-G287239	994	1,153
	66 x 28 x 39½	1650 x 700 x 1000	E_N_-G286639	966	1,125
	60 x 28 x 39½	1500 x 700 x 1000	E_N_-G286039	946	1,093
	54 x 28 x 39½	1350 x 700 x 1000	E_N_-G285439	912	1,060
	48 x 28 x 39½	1200 x 700 x 1000	E_N_-G284839	896	1,038
	42 x 28 x 39½	1050 x 700 x 1000	E_N_-G284239	874	1,016
	36 x 28 x 39½	900 x 700 x 1000	E_N_-G283639	857	994

Specify the surface type (5, 6). Grocket option, specify the accent color (A, S) or specify N for no grocket.

Bow front counters	W x D x H (")	W x D x H (mm)	Code	All Laminate (\$)	HPL Surfaces (\$)
	84 x 31 x 39	2100 x 775 x 987	E_N_-G288439A	1,131	1,311
	78 x 31 x 39	1950 x 775 x 987	E_N_-G287839A	1,103	1,283
	72 x 31 x 39	1800 x 775 x 987	E_N_-G287239A	1,065	1,240
	66 x 31 x 39	1650 x 775 x 987	E_N_-G286639A	1,043	1,207
	60 x 31 x 39	1500 x 775 x 987	E_N_-G286039A	1,028	1,192
	54 x 31 x 39	1350 x 775 x 987	E_N_-G285439A	1,000	1,158
	48 x 31 x 39	1200 x 775 x 987	E_N_-G284839A	984	1,137
	42 x 31 x 39	1050 x 775 x 987	E_N_-G284239A	956	1,109
	36 x 31 x 39	900 x 775 x 987	E_N_-G283639A	939	1,088



Surface grocket option, add H at the end of the code. 84" to 48": 2 grommets. 42" to 36": 1 grocket.

84" to 78": Packaged in 2 boxes.

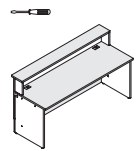
Specify the surface type (1, 2). Grocket option, specify the accent color (A, S) or specify N for no grocket.

	84 x 31 x 39½	2100 x 775 x 1000	E_N_-G288439A	1,207	1,404
	78 x 31 x 39½	1950 x 775 x 1000	E_N_-G287839A	1,179	1,371
	72 x 31 x 39½	1800 x 775 x 1000	E_N_-G287239A	1,153	1,338
	66 x 31 x 39½	1650 x 775 x 1000	E_N_-G286639A	1,125	1,301
	60 x 31 x 39½	1500 x 775 x 1000	E_N_-G286039A	1,093	1,267
	54 x 31 x 39½	1350 x 775 x 1000	E_N_-G285439A	1,060	1,235
	48 x 31 x 39½	1200 x 775 x 1000	E_N_-G284839A	1,038	1,202
	42 x 31 x 39½	1050 x 775 x 1000	E_N_-G284239A	1,016	1,179
	36 x 31 x 39½	900 x 775 x 1000	E_N_-G283639A	994	1,153

Specify the surface type (5, 6). Grocket option, specify the accent color (A, S) or specify N for no grocket.

Reception desks

	W x D x H (")	W x D x H (mm)	Code	All Laminate (\$)	HPL Surfaces (\$)
	<i>9" (228 mm) deep transaction shelf. Grocket.</i>				
	84 x 28 x 39	2100 x 700 x 987	E_N_-GS2884H	1,120	1,267
	78 x 28 x 39	1950 x 700 x 987	E_N_-GS2878H	1,093	1,240
	72 x 28 x 39	1800 x 700 x 987	E_N_-GS2872H	1,065	1,207
	66 x 28 x 39	1650 x 700 x 987	E_N_-GS2866H	1,049	1,186
	60 x 28 x 39	1500 x 700 x 987	E_N_-GS2860H	1,033	1,169
	54 x 28 x 39	1350 x 700 x 987	E_N_-GS2854H	1,010	1,142
	48 x 28 x 39	1200 x 700 x 987	E_N_-GS2848H	994	1,125
	42 x 28 x 39	1050 x 700 x 987	E_N_-GS2842H	979	1,098
	36 x 28 x 39	900 x 700 x 987	E_N_-GS2836H	956	1,083



84" to 48": 2 grommets. 42" to 36": 1 grocket.

84" to 54": Packaged in 2 boxes.

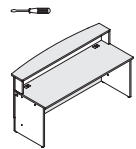
Specify the surface type (1, 2). Specify the accent color (A, S).

	84 x 28 x 39½	2100 x 700 x 1000	E_N_-GS2884H	1,186	1,344
	78 x 28 x 39½	1950 x 700 x 1000	E_N_-GS2878H	1,158	1,316
	72 x 28 x 39½	1800 x 700 x 1000	E_N_-GS2872H	1,137	1,290
	66 x 28 x 39½	1650 x 700 x 1000	E_N_-GS2866H	1,109	1,262
	60 x 28 x 39½	1500 x 700 x 1000	E_N_-GS2860H	1,088	1,229
	54 x 28 x 39½	1350 x 700 x 1000	E_N_-GS2854H	1,060	1,202
	48 x 28 x 39½	1200 x 700 x 1000	E_N_-GS2848H	1,043	1,179
	42 x 28 x 39½	1050 x 700 x 1000	E_N_-GS2842H	1,028	1,158
	36 x 28 x 39½	900 x 700 x 1000	E_N_-GS2836H	1,005	1,137

Specify the surface type (5, 6). Specify the accent color (A, S).

Reception desks, bow transaction shelf

	W x D x H (")	W x D x H (mm)	Code	All Laminate (\$)	HPL Surfaces (\$)
	<i>13" (330 mm) deep bow front transaction shelf. Grocket.</i>				
	84 x 31 x 39	2100 x 775 x 987	E_N_-GS2884AH	1,202	1,361
	78 x 31 x 39	1950 x 775 x 987	E_N_-GS2878AH	1,174	1,333
	72 x 31 x 39	1800 x 775 x 987	E_N_-GS2872AH	1,147	1,301
	66 x 31 x 39	1650 x 775 x 987	E_N_-GS2866AH	1,131	1,273
	60 x 31 x 39	1500 x 775 x 987	E_N_-GS2860AH	1,109	1,251
	54 x 31 x 39	1350 x 775 x 987	E_N_-GS2854AH	1,088	1,229
	48 x 31 x 39	1200 x 775 x 987	E_N_-GS2848AH	1,065	1,207
	42 x 31 x 39	1050 x 775 x 987	E_N_-GS2842AH	1,049	1,179
	36 x 31 x 39	900 x 775 x 987	E_N_-GS2836AH	1,033	1,158



84" to 48": 2 grommets. 42" to 36": 1 grocket.

84" to 54": Packaged in 2 boxes.


Specify the surface type (1, 2). Specify the accent color (A, S).

	84 x 31 x 39½	2100 x 775 x 1000	E_N_-GS2884AH	1,273	1,442
	78 x 31 x 39½	1950 x 775 x 1000	E_N_-GS2878AH	1,246	1,415
	72 x 31 x 39½	1800 x 775 x 1000	E_N_-GS2872AH	1,224	1,387
	66 x 31 x 39½	1650 x 775 x 1000	E_N_-GS2866AH	1,197	1,349
	60 x 31 x 39½	1500 x 775 x 1000	E_N_-GS2860AH	1,169	1,321
	54 x 31 x 39½	1350 x 775 x 1000	E_N_-GS2854AH	1,142	1,295
	48 x 31 x 39½	1200 x 775 x 1000	E_N_-GS2848AH	1,125	1,267
	42 x 31 x 39½	1050 x 775 x 1000	E_N_-GS2842AH	1,098	1,246
	36 x 31 x 39½	900 x 775 x 1000	E_N_-GS2836AH	1,083	1,224

Specify the surface type (5, 6). Specify the accent color (A, S).

CIRCULATION DESKS – 29" H

Full height 2-tone modesty panel. Levelers with 1½" (38 mm) height adjustment. All side panels come with wire access unless otherwise specified. End panel (ENNN-GFP2829) may be required to complete a circulation desk layout.


	W x D x H (")	W x D x H (mm)	Code	All Laminate (\$)	HPL Surfaces (\$)
	84 x 28 x 29	2100 x 700 x 735	E_N_-G288429	934	1,083
	78 x 28 x 29	1950 x 700 x 735	E_N_-G287829	906	1,055
	72 x 28 x 29	1800 x 700 x 735	E_N_-G287229	885	1,028
	66 x 28 x 29	1650 x 700 x 735	E_N_-G286629	863	1,000
	60 x 28 x 29	1500 x 700 x 735	E_N_-G286029	847	984
	54 x 28 x 29	1350 x 700 x 735	E_N_-G285429	825	956
	48 x 28 x 29	1200 x 700 x 735	E_N_-G284829	809	939
	42 x 28 x 29	1050 x 700 x 735	E_N_-G284229	792	912
	36 x 28 x 29	900 x 700 x 735	E_N_-G283629	770	896

Surface grommet option, add H at the end of the code. 84" to 48": 2 grommets. 42" to 36": 1 grommet.

Specify the surface type (1, 2). Grommet option, specify the accent color (A, S) or specify N for no grommet.

84 x 28 x 29½	2100 x 700 x 748	E_N_-G288429	1,000	1,158
78 x 28 x 29½	1950 x 700 x 748	E_N_-G287829	979	1,131
72 x 28 x 29½	1800 x 700 x 748	E_N_-G287229	951	1,103
66 x 28 x 29½	1650 x 700 x 748	E_N_-G286629	929	1,075
60 x 28 x 29½	1500 x 700 x 748	E_N_-G286029	901	1,043
54 x 28 x 29½	1350 x 700 x 748	E_N_-G285429	874	1,016
48 x 28 x 29½	1200 x 700 x 748	E_N_-G284829	857	994
42 x 28 x 29½	1050 x 700 x 748	E_N_-G284229	842	979
36 x 28 x 29½	900 x 700 x 748	E_N_-G283629	820	951

Specify the surface type (5, 6). Grommet option, specify the accent color (A, S) or specify N for no grommet.


	W x D x H (")	W x D x H (mm)	Code	All Laminate (\$)	HPL Surfaces (\$)
	84 x 31 x 29	2100 x 775 x 735	E_N_-G288429A	1,083	1,251
	78 x 31 x 29	1950 x 775 x 735	E_N_-G287829A	1,055	1,224
	72 x 31 x 29	1800 x 775 x 735	E_N_-G287229A	1,028	1,192
	66 x 31 x 29	1650 x 775 x 735	E_N_-G286629A	1,000	1,158
	60 x 31 x 29	1500 x 775 x 735	E_N_-G286029A	984	1,137
	54 x 31 x 29	1350 x 775 x 735	E_N_-G285429A	956	1,109
	48 x 31 x 29	1200 x 775 x 735	E_N_-G284829A	939	1,088
	42 x 31 x 29	1050 x 775 x 735	E_N_-G284229A	912	1,060
	36 x 31 x 29	900 x 775 x 735	E_N_-G283629A	896	1,038

Surface grommet option, add H at the end of the code. 84" to 48": 2 grommets. 42" to 36": 1 grommet.

Specify the surface type (1, 2). Grommet option, specify the accent color (A, S) or specify N for no grommet.

84 x 31 x 29½	2100 x 775 x 748	E_N_-G288429A	1,158	1,344
78 x 31 x 29½	1950 x 775 x 748	E_N_-G287829A	1,131	1,311
72 x 31 x 29½	1800 x 775 x 748	E_N_-G287229A	1,103	1,283
66 x 31 x 29½	1650 x 775 x 748	E_N_-G286629A	1,075	1,246
60 x 31 x 29½	1500 x 775 x 748	E_N_-G286029A	1,043	1,207
54 x 31 x 29½	1350 x 775 x 748	E_N_-G285429A	1,016	1,179
48 x 31 x 29½	1200 x 775 x 748	E_N_-G284829A	994	1,153
42 x 31 x 29½	1050 x 775 x 748	E_N_-G284229A	979	1,131
36 x 31 x 29½	900 x 775 x 748	E_N_-G283629A	951	1,103

Specify the surface type (5, 6). Grommet option, specify the accent color (A, S) or specify N for no grommet.

	W x D x H (")	W x D x H (mm)	Code	All Laminate (\$)	HPL Surfaces (\$)
	1 panel. Reversible. Required to cover unused openings or to complete a circulation desk layout.				
	1 x 28 x 42	25 x 700 x 1065	ENNN-GFP2839	235	—
	1 x 28 x 32	25 x 700 x 815	ENNN-GFP2829	218	—

 = ASSEMBLY REQUIRED

ADA rectangular counters, 32" H



W x D x H (")	W x D x H (mm)	Code	All Laminate (\$)	HPL Surfaces (\$)
<i>No wire access on side panel.</i>				
36 x 28 x 32	900 x 700 x 813	E_NN-G283632	618	716

Specify the surface type (1, 2).

36 x 28 x 32½	900 x 700 x 826	E_NN-G283632	650	754
---------------	-----------------	--------------	-----	-----

Specify the surface type (5, 6).

ADA bow front counters, 32" H



W x D x H (")	W x D x H (mm)	Code	All Laminate (\$)	HPL Surfaces (\$)
<i>No wire access on side panel.</i>				
36 x 31 x 32	900 x 775 x 813	E_NN-G283632A	711	809

Specify the surface type (1, 2).

36 x 31 x 32½	900 x 775 x 826	E_NN-G283632A	743	847
---------------	-----------------	---------------	-----	-----

Specify the surface type (5, 6).

Corner bookcase units, 39" H



W x D x H (")	W x D x H (mm)	Code	All Laminate (\$)	HPL Surfaces (\$)
<i>2 adjustable shelves. No wire access on side panel.</i>				
28 x 28 x 39	700 x 700 x 987	E1NN-GB282839	891	—

1" (25 mm) thick laminate top.

28 x 28 x 39½	700 x 700 x 1000	E5NN-GB282839	929	—
---------------	------------------	---------------	-----	---

1½" (38 mm) thick laminate top.

Corner bookcase units, 29" H



W x D x H (")	W x D x H (mm)	Code	All Laminate (\$)	HPL Surfaces (\$)
<i>1 adjustable shelf. No wire access on side panel.</i>				
28 x 28 x 29	700 x 700 x 735	E1NN-GB282829	765	—

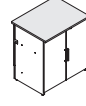
1" (25 mm) thick laminate top.

28 x 28 x 29½	700 x 700 x 748	E5NN-GB282829	802	—
---------------	-----------------	---------------	-----	---

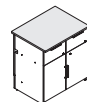
1½" (38 mm) thick laminate top.

CIRCULATION DESK STORAGE UNITS – 39" H

Full height 2-tone modesty panel. Levelers with 1½" (38 mm) height adjustment. All side panels come with wire access unless otherwise specified. End panels (ENNN-GFP2839) may be required to complete a circulation desk layout.

	W x D x H (")	W x D x H (mm)	Code	All Laminate (\$)	HPL Surfaces (\$)
	<i>Bookcase with doors, 2 adjustable shelves. Lock.</i>				
	36 x 28 x 39	900 x 700 x 987	E___-G283639B	1,207	1,262
Specify the surface type (1, 2). Specify the handle code (L, Q, V). Specify the accent color (A, S).					
	36 x 28 x 39½	900 x 700 x 1000	E___-G283639B	1,267	1,316
Specify the surface type (5, 6). Specify the handle code (L, Q, V). Specify the accent color (A, S).					

Combined storage units



	W x D x H (")	W x D x H (mm)	Code	All Laminate (\$)	HPL Surfaces (\$)
<i>2 box drawers. Bookcase with doors, 1 adjustable shelf. Locks.</i>					
36 x 28 x 39	900 x 700 x 987	E___-G283639T	1,420	1,475	

Specify the surface type (1, 2). Specify the handle code (L, Q, V). Specify the accent color (A, S).

36 x 28 x 39½	900 x 700 x 1000	E___-G283639T	1,480	1,546
---------------	------------------	---------------	-------	-------

Specify the surface type (5, 6). Specify the handle code (L, Q, V). Specify the accent color (A, S).

Combined storage units



	W x D x H (")	W x D x H (mm)	Code	All Laminate (\$)	HPL Surfaces (\$)
<i>2 box drawers. 2 lateral file drawers with suspension bars. Interlock system. Locks.</i>					
36 x 28 x 39	900 x 700 x 987	E___-G283639U	1,835	1,912	

Specify the surface type (1, 2). Specify the handle code (L, Q, V). Specify the accent color (A, S).

36 x 28 x 39½	900 x 700 x 1000	E___-G283639U	1,862	1,950
---------------	------------------	---------------	-------	-------

Specify the surface type (5, 6). Specify the handle code (L, Q, V). Specify the accent color (A, S).

	W x D x H (")	W x D x H (mm)	Code	All Laminate (\$)	HPL Surfaces (\$)
--	---------------	----------------	------	-------------------	-------------------

Open combined storage units



*1 open storage: 33 3/8" W x 23" D x 9 3/4" H (847 x 582 x 248 mm).
3 box drawers. 1 lateral file drawer with suspension bars. Locks.*

36 x 28 x 39	900 x 700 x 987	E___-GC283639	1,907	1,989
--------------	-----------------	---------------	-------	-------

**Specify the surface type (1, 2). Specify the handle code (L, Q, V).
Specify the accent color (A, S).**

36 x 28 x 39 1/2	900 x 700 x 1000	E___-GC283639	1,945	2,027
------------------	------------------	---------------	-------	-------

**Specify the surface type (5, 6). Specify the handle code (L, Q, V).
Specify the accent color (A, S).**

Open lateral file units



*1 open storage: 33 3/8" W x 23" D x 9 3/4" H (847 x 582 x 248 mm).
2 lateral file drawers with suspension bars. Interlock system. Lock.*

36 x 28 x 39	900 x 700 x 987	E___-GL283639	1,415	1,485
--------------	-----------------	---------------	-------	-------

**Specify the surface type (1, 2). Specify the handle code (L, Q, V).
Specify the accent color (A, S).**

36 x 28 x 39 1/2	900 x 700 x 1000	E___-GL283639	1,442	1,530
------------------	------------------	---------------	-------	-------

**Specify the surface type (5, 6). Specify the handle code (L, Q, V).
Specify the accent color (A, S).**

Storage units with drawers



4 utility drawers. Interlock system. Lock.

36 x 28 x 39	900 x 700 x 987	E___-GU283639	1,716	1,748
--------------	-----------------	---------------	-------	-------

**Specify the surface type (1, 2). Specify the handle code (L, Q, V).
Specify the accent color (A, S).**

36 x 28 x 39 1/2	900 x 700 x 1000	E___-GU283639	1,792	1,835
------------------	------------------	---------------	-------	-------

**Specify the surface type (5, 6). Specify the handle code (L, Q, V).
Specify the accent color (A, S).**

Bookcase units



2 adjustable shelves.

36 x 28 x 39	900 x 700 x 987	E_NN-GB283639	1,049	1,125
--------------	-----------------	---------------	-------	-------

Specify the surface type (1, 2).

36 x 28 x 39 1/2	900 x 700 x 1000	E_NN-GB283639	1,083	1,169
------------------	------------------	---------------	-------	-------

Specify the surface type (5, 6).

Lateral file units



1 box drawer. 2 lateral file drawers with suspension bars. Interlock system. Lock.

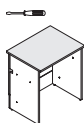
36 x 28 x 39	900 x 700 x 987	E___-GW283639	1,738	1,803
--------------	-----------------	---------------	-------	-------

**Specify the surface type (1, 2). Specify the handle code (L, Q, V).
Specify the accent color (A, S).**

36 x 28 x 39 1/2	900 x 700 x 1000	E___-GW283639	1,814	1,890
------------------	------------------	---------------	-------	-------

**Specify the surface type (5, 6). Specify the handle code (L, Q, V).
Specify the accent color (A, S).**

Book return units



*Book slot opening: 14" W x 4" H (355 x 102 mm).
Interior space: 33 3/4" W x 23" D x 37" H (847 x 582 x 940 mm).*

36 x 28 x 39	900 x 700 x 987	E_NN-GD283639	901	1,033
--------------	-----------------	---------------	-----	-------

Specify the surface type (1, 2).

36 x 28 x 39 1/2	900 x 700 x 1000	E_NN-GD283639	951	1,088
------------------	------------------	---------------	-----	-------

Specify the surface type (5, 6).

Depressible book cart



4 swivel casters, 2 with brakes. 1 tone only.

31 x 22 x 29 1/2	790 x 560 x 749	ENNN-GDBOX30	1,978	-
------------------	-----------------	--------------	-------	---

CIRCULATION DESK STORAGE UNITS – 29" H

Full height 2-tone modesty panel. Levelers with 1 1/2" (38 mm) height adjustment. All side panels come with wire access unless otherwise specified. End panels (ENNN-GFP2829) may be required to complete a circulation desk layout.

Bookcase units with doors



1 adjustable shelf. Lock.

36 x 28 x 29	900 x 700 x 735	E___-G283629B	1,033	1,075
--------------	-----------------	---------------	-------	-------

**Specify the surface type (1, 2). Specify the handle code (L, Q, V).
Specify the accent color (A, S).**

36 x 28 x 29 1/2	900 x 700 x 748	E___-G283629B	1,083	1,125
------------------	-----------------	---------------	-------	-------

**Specify the surface type (5, 6). Specify the handle code (L, Q, V).
Specify the accent color (A, S).**

Combined storage units



2 box drawers. Bookcase with doors, 1 adjustable shelf. Locks.

36 x 28 x 29	900 x 700 x 735	E___-G283629T	1,301	1,349
--------------	-----------------	---------------	-------	-------

**Specify the surface type (1, 2). Specify the handle code (L, Q, V).
Specify the accent color (A, S).**

36 x 28 x 29 1/2	900 x 700 x 748	E___-G283629T	1,361	1,415
------------------	-----------------	---------------	-------	-------

**Specify the surface type (5, 6). Specify the handle code (L, Q, V).
Specify the accent color (A, S).**

Combined storage units



3 box drawers. 1 lateral file drawer with suspension bars. Locks.

36 x 28 x 29	900 x 700 x 735	E___-GC283629	1,721	1,803
--------------	-----------------	---------------	-------	-------

**Specify the surface type (1, 2). Specify the handle code (L, Q, V).
Specify the accent color (A, S).**

36 x 28 x 29 1/2	900 x 700 x 748	E___-GC283629	1,758	1,841
------------------	-----------------	---------------	-------	-------

**Specify the surface type (5, 6). Specify the handle code (L, Q, V).
Specify the accent color (A, S).**

Lateral file units



2 lateral file drawers with suspension bars. Interlock system. Lock.

36 x 28 x 29	900 x 700 x 735	E___-GL283629	1,229	1,311
--------------	-----------------	---------------	-------	-------

**Specify the surface type (1, 2). Specify the handle code (L, Q, V).
Specify the accent color (A, S).**

36 x 28 x 29 1/2	900 x 700 x 748	E___-GL283629	1,267	1,344
------------------	-----------------	---------------	-------	-------

**Specify the surface type (5, 6). Specify the handle code (L, Q, V).
Specify the accent color (A, S).**

Storage units with drawers



4 utility drawers. Lock.

36 x 28 x 29	900 x 700 x 735	E___-GU283629	1,628	1,704
--------------	-----------------	---------------	-------	-------

**Specify the surface type (1, 2). Specify the handle code (L, Q, V).
Specify the accent color (A, S).**

36 x 28 x 29 1/2	900 x 700 x 748	E___-GU283629	1,661	1,748
------------------	-----------------	---------------	-------	-------

**Specify the surface type (5, 6). Specify the handle code (L, Q, V).
Specify the accent color (A, S).**

Bookcase units








1 adjustable shelf.

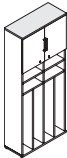
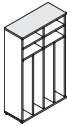
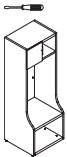
36 x 28 x 29	900 x 700 x 735	E_NN-GB283629	946	1,010
--------------	-----------------	---------------	-----	-------

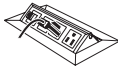
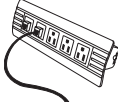
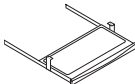



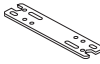
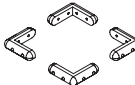
Specify the surface type (1, 2).

36 x 28 x 29 1/2	900 x 700 x 748	E_NN-GB283629	979	1,049
------------------	-----------------	---------------	-----	-------




Specify the surface type (5, 6).

	W x D x H (")	W x D x H (mm)	Code	All Laminate (\$)	HPL Surfaces (\$)
BENCHES					
Rectangular laminate benches	<i>Open storage space. Silver anodized aluminum feet. Can accommodate a cushion, order separately.</i>				
	48 x 20 x 20	1200 x 500 x 508	E1NS-BCH2048	563	—
	36 x 20 x 20	900 x 500 x 508	E1NS-BCH2036	529	—
	24 x 20 x 20	600 x 500 x 508	E1NS-BCH2024	514	—
Corner laminate bench	<i>Open storage space. Silver anodized aluminum feet. Must be attached to a rectangular laminate bench (E1NS-BCH20__).</i>				
	20 x 20 x 20	500 x 500 x 508	E1NS-BQR2020	432	—
Laminate magazine table	<i>Open storage space. Silver anodized aluminum feet.</i>				
	36 x 36 x 20	900 x 900 x 508	E1NS-STR3620	711	—
Cushions	<i>2" (51 mm) thick foam. Installs on rectangular benches seat with Velcro. These prices are applicable for United Chair grade 2 upholstery. United Chair upholstery: Grade 3: +10%, Grade 4: +15%, Grade 5: +20%.</i>				
	48 x 20 x 2	1200 x 500 x 51	ENNN-CU2048	465	—
	36 x 20 x 2	900 x 500 x 51	ENNN-CU2036	350	—
	24 x 20 x 2	600 x 500 x 51	ENNN-CU2024	251	—
All United Chair® standard fabrics, vinyls and leathers are available to coordinate on cushions.	Specify the fabric code after the product code.				
Cushions with backrest	<i>2" (51 mm) thick foam. Installs on rectangular benches seat with Velcro. These prices are applicable for United Chair grade 2 upholstery. United Chair upholstery: Grade 3: +10%, Grade 4: +15%, Grade 5: +20%.</i>				
	48 x 20 x 8	1200 x 500 x 200	ENNN-CUB2048	727	—
	36 x 20 x 8	900 x 500 x 200	ENNN-CUB2036	590	—
	24 x 20 x 8	600 x 500 x 200	ENNN-CUB2024	448	—
All United Chair® standard fabrics and vinyls (except leathers) are available to coordinate on cushions.	Specify the fabric code after the product code.				

LOCKERS					
Storage cubbies with doors	<i>1 adjustable shelf. 8 hooks for clothes. Locks. Levelers with 1½" (38 mm) height adjustment. Single-faced shelvings must be anchored to a wall for safety and stability.</i>				
	36 x 15 x 84	900 x 375 x 2130	E1__-L153684P	1,748	—
	Specify the handle code (L, Q, V). Specify the accent color (A, S).				
Open storage cubbies	<i>8 hooks for clothes. Levelers with 1½" (38 mm) height adjustment.</i>				
	36 x 15 x 60	900 x 375 x 1520	E1NN-L153660	1,338	—
Athletic lockers	<i>Open storage space. 1 door. 1½" (38 mm) thick integrated seat in thermofused laminate or high-pressure laminate. 2 hooks for clothes. Lock attachment included. Levelers with 1½" (38 mm) height adjustment. 1 tone only.</i>				
	Starter				
	25 x 24 x 72	625 x 600 x 1825	E_N_-OLS2572P	1,491	1,552
	Add-on				
	24 x 24 x 72	600 x 600 x 1825	E_N_-OLA2472P	1,212	1,251
Starter Add-on	Specify the surface type (5,6). Specify the accent color (A, S).				

	W x D x H (")	W x D x H (mm)	Code	All Laminate (\$)	HPL Surfaces (\$)
ACCESSORIES					
Electrical/communication module	<i>2 electric outlets. Can accommodate 2 jack models for AMP or Panduit fax, telephone or computer. 72" (1828 mm) cord included. Silver anodized aluminum. Field installed.</i>				
	8¼ x 4¾ x 3	212 x 110 x 75	LGC-PC	382	—
Removable electrical/communication module	<i>3 electric outlets. Can accommodate 2 jack models for AMP or Panduit fax, telephone or computer. 72" cord included. Silver anodized aluminum. Installs on a 1" thick surface only.</i>				
	10 x 5½ x 3	255 x 140 x 75	LGC-PCS	338	—
Sliding keyboard trays	<i>Molded plastic on wood. Height adjustment 3", 3½", 4" (76, 89, 102 mm). Locks in extended position.</i>				
	22½ x 15 x 3½	572 x 381 x 89	LGC-SKD	Disc.	—
	28¾ x 15 x 3½	721 x 381 x 89	LGC-SKD26	192	—
Horizontal wire channels	<i>Self-adhesive. Installs under the surface. Supports most power bars. Specify the plastic finish S Silver or A Anthracite grey.</i>				
	20 x 2¼ x 3¼	500 x 70 x 80	LGC-HWMC24_	76	—
	44 x 2¼ x 3¼	1100 x 70 x 80	LGC-HWMC48_	93	—
	68 x 2¼ x 3¼	1700 x 70 x 80	LGC-HWMC72_	109	—
Vertical wire channel	<i>Self-adhesive. Installs to base or leg. 2 lengths of 20" (500 mm) each. Specify the plastic finish S Silver or A Anthracite grey.</i>				
	1 x ½ x 20	25 x 12 x 500	LGC-VWMC20_	76	—
CPU holder	<i>Black metal CPU support. Mounts under a surface. Hardware included. Adjusts to CPU.</i>				
	5½ x 10 x 15	140 x 250 x 375	LGC-CCPU	159	—
Flush plates	<i>To link and level two surfaces. Package of 10. Black metal.</i>				
	7 x 1½ x ½	175 x 38 x 3	LGC-FLP	60	—
Protective rubber bumpers	<i>For mobile units. Package of 4. Grey.</i>				
	3¾ x 3¾ x 1	76 x 76 x 25	LGC-BUMP	60	—

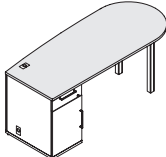
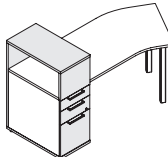
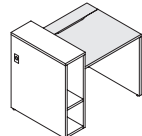
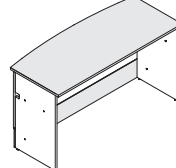
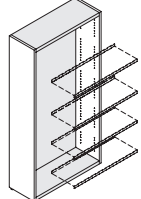
EDUCATIONAL FURNITURE

	W x D x H (")	W x D x H (mm)	Code	All Laminate (\$)	HPL Surfaces (\$)
ELECTRIFICATION					
Duplex receptacles	<i>2 outlets. Black. Mounting bracket included.</i>				
	5½ x 1 x 5¾	142 x 25 x 146	4LGC-DUPLEXC_	114	—
	Specify circuit number at the end of the code (1, 2).				
Universal pass cables					
	<i>Connects 2 duplex receptacles.</i>				
	18	457	4LGC-PASS18	114	—
	36	914	4LGC-PASS36	132	—
	54	1372	4LGC-PASS54	147	—
	72	1829	4LGC-PASS72	164	—
Electrical feeds					
	<i>72" (1829 mm) cable or 60" (1524 mm) long cable. Must be installed by an electrician.</i>				
	60	1524	4LGC-FFEED60	213	—
	72	1829	4LGC-FFEED72	224	—

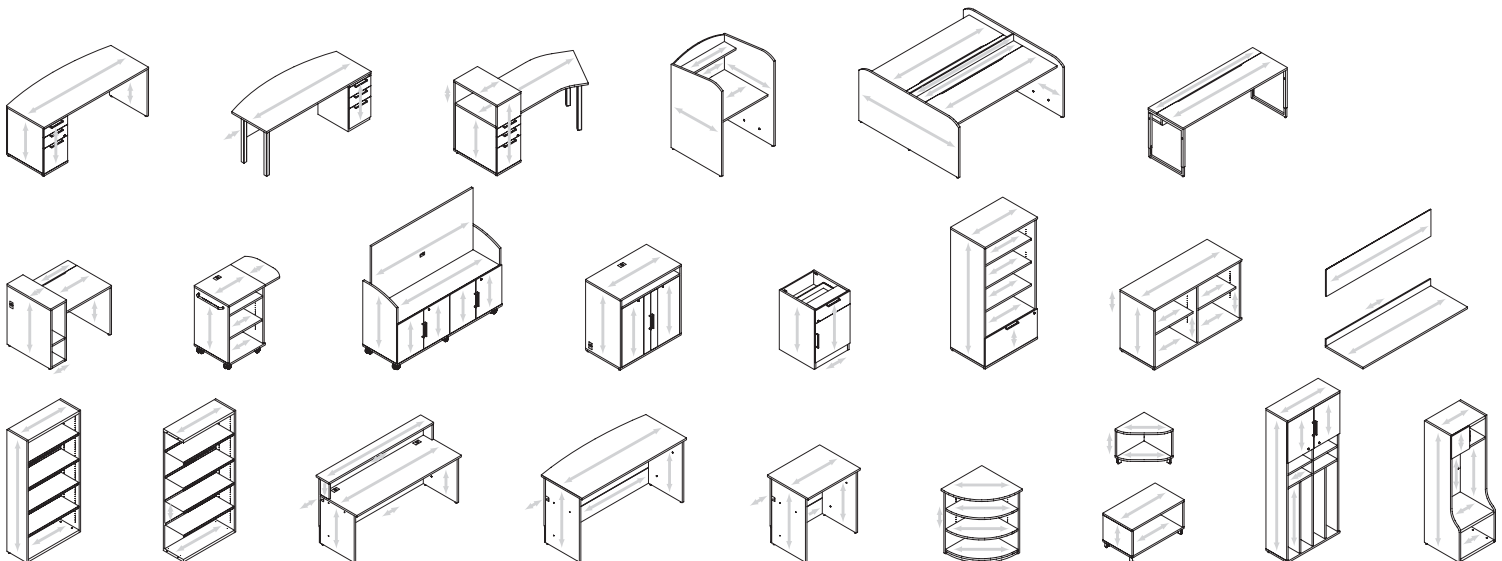
2-TONE APPLICATION

TYPICAL TWO-TONE APPLICATION

SPECIFIC TWO-TONE APPLICATION

ALL PRODUCTS	LECTERN-DESKS	CPU TABLES	CIRCULATION DESKS	SHELVINGS
				
The first finish specified will be applied to the top/surface of the unit. The second finish specified will be applied to the rest of the unit.	The first finish specified will be applied to the lectern top, front, base and drawers or doors of the unit. The second finish specified will be applied to the rest of the unit.	The first finish specified will be applied to the work surface of the unit. The second finish specified will be applied to the rest of the unit.	The first finish specified will be applied to the work surface and to the bottom portion of the modesty. The second finish specified will be applied to the rest of the unit.	The first finish specified will be applied to the top, base and back of the unit. The second finish specified will be applied to the rest of the unit.

TYPICAL WOOD GRAIN DIRECTION FOR THINK SMART EDUCATIONAL FURNITURE



 = ASSEMBLY REQUIRED

TECHNICAL PERFORMANCES

THERMOFUSED LAMINATE (TFL):

- Depending on the furniture collection, Lacasse casegoods have TFL surfaces and side panels made of particleboard panels of 1" (25.4 mm) or 1½" (38 mm) thick finished with a mar-resistant high-performance thermofused laminate (45 lbs/ft³). The particleboard panels are laminated on both sides for proper balance.
- TFL technology consists on a decorative paper impregnated with reactive melamine resins which is thermally fused to a substrate (particleboard). The heat and pressure produces a permanent thermal bond between the melamine resins, the decorative paper and the substrate. The bonding process results in a clear, hard and non-porous surface.
- TFL panels, unlike wood, will not gouge or dent.
- Delamination is not possible, due to the manufacturing process.
- TFL panels carry a 25-year warranty.

HIGH-PRESSURE LAMINATE (HPL):

- Certain collections are also available with HPL surfaces made of 1¼" (27 mm) or 1⅞" (40 mm) thick particleboard finished with high-pressure laminate (laminate plus a ⅛" [0.8 mm] black backing).
- HPL technology consists of multiple layers of Kraft paper saturated with phenolic resin, a decorative layer of paper saturated with melamine resin, and a very thin top sheet of heavily saturated melamine resin. The high-pressure laminate sheet is then glued to a substrate (particleboard).
- HPL panels offer a good wear and impact resistance.
- HPL panels carry a 5-year warranty.

TERMS & CONDITIONS OF SALE

1. ORDER PLACEMENT

- a) The seller sells its products in the terms set forth in these standard terms of sale. All orders must be submitted in writing as represented by a valid purchase order, which includes the total list and net dollars. The seller reserves the right to refuse any order.
- b) The following information is required to process an order
 Groupe Lacasse LLC cannot be held responsible for dealer's errors, omissions and order duplication due to non-compliance with this procedure.

CUSTOMER INFORMATION	PRODUCT INFORMATION
Sold/Ship to address	Quantity
Purchase order number	Product numbers including options
Authorized signature	Colors and fabrics (all surfaces)
Contact name	Note: Product number overrules the written description and/or comment lines
Consignee contact name and phone	
Bid/Quote # if applicable	
Product total (list/net)	
Preferred delivered date (Specific delivery date not guaranteed)	

2. ORDER CHANGES

Any change to an original purchase order must be received in writing no later than 48 hours after receipt of the original order. Any change to the original order after 48 hours, if approved, will result in production rescheduling. The cost variances will have to be approved by the customer before production rescheduling. No changes allowed on QuickShip orders.

3. ORDER CANCELLATIONS

Cancellations must be requested in writing no later than 48 hours after receipt of the original order and are subject to approval by Groupe Lacasse LLC. Cancellations cannot be accepted otherwise. No cancellation allowed on QuickShip orders.

4. ORDER ACKNOWLEDGMENT

Orders will be acknowledged to dealers by Groupe Lacasse LLC. Please refer to the acknowledgment copy to make sure it agrees with your original purchase order. When corresponding, please refer to the acknowledgment number. If you do not receive your order acknowledgement within 48 hours, please contact our customer service.

5. LIMITED LIFETIME WARRANTY

Groupe Lacasse LLC warrants its products to be free from defects in material and workmanship for as long as the original purchaser owns it; proof of purchase from Groupe Lacasse LLC being the only official document accepted by Groupe Lacasse LLC for any claim. This warranty is subject to the limitations, exclusions and other provisions below:

- Twenty-five years: High-performance thermofused laminate.
- Twenty years: Drawer slides.
- Ten years: Locks.
- Five years: Swing-lift mechanisms and adjustable surface mechanisms.
- Five years: High-pressure laminate, casters, fabrics, metal frame doors, electrical components, PVC extrusions and accessories.
- One year: Electrical modules and components.
- Exclusions: Light bulbs, ballasts and C.O.M..

This warranty is made by Groupe Lacasse LLC only to purchasers acquiring the product directly from Groupe Lacasse LLC, its authorized dealers, or others who are specifically authorized by Groupe Lacasse LLC to sell such products. The purchaser's remedy is limited to repair or replacement, at Groupe Lacasse LLC's option, of products which when used normally, prove to be defective within the period stated. Labor, delivery charges and service not covered under warranty. This warranty does not apply to any product which must be replaced because of normal wear and tear, negligence, abuse or accident or which has been modified by someone other than Groupe Lacasse LLC or its authorized dealers. The remedy stated herein are expressly agreed to be exclusive as a condition of sale. Groupe Lacasse LLC's liability with respect to its products or installation services should not exceed that expressly set forth above. Under no circumstances shall Groupe Lacasse LLC be liable for accidental or consequential damages. Specials may be subject to a limited warranty.

6. PRICES

All prices listed are suggested retail prices, F.O.B. our factory, St-Pie, Quebec, Canada. Accepted orders are subject to prices and taxes prevailing at the time of shipment. Prices and taxes are subject to change without notice. If shipping date requested is more than 90 days from date of order, Groupe Lacasse LLC shall have the right to use the published list prices effective at the time of shipment. Prices shown in price book have priority over electronic catalog contents.

7. TERMS (UPON ACCEPTANCE FROM OUR CREDIT DEPARTMENT)

Net 30 days from date of invoice. Any product sold shall remain the property of Groupe Lacasse LLC and shall remain the seller's property until paid for. The buyer agrees to perform all acts which may be necessary to protect and assure retention of title to such products by Groupe Lacasse LLC until such time as goods have been paid for in full. No sales within a one-year period will automatically lead to the account's closure.

8. QUOTATIONS

Quotations are valid for a period of ninety (90) days unless otherwise specified on the quote.

9. CHANGES

All illustrations, specifications and prices in this book are based on the latest product information available at the time of publication. The right is reserved to make changes, at any time and without prior notice, to prices, colors, materials, specifications and models offered.

10. PACKING AND SHIPPING

Packaging consists of polyethylene and protectors or separate cartons, depending on method of shipment.

11. DELIVERY

The scheduled delivery week is specified on our acknowledgment. Groupe Lacasse is not liable for delay or failure to deliver goods due to causes beyond its control (such as a casualty, an act of god, a labor dispute, or an

accident; the inability to obtain the necessary labor, material or transportation; or any change requested by the customer). Under these circumstances, the ship date will be extended to compensate for the delay as determined by the Seller.

Groupe Lacasse will accept, upon prior approval by Logistics and Customer Service departments, to make installation job site deliveries for a minimum of one half of a full truckload (1,200 cubic feet); however, and in all cases, an unloading dock must be available to accommodate 53 ft. trailers and the address is also subject to approval. Unloading at destination is the sole responsibility of the purchaser. No waiting time will be possible; however, and if any is incurred, it will be recharged to the purchaser.

Under no circumstance will Groupe Lacasse deliver goods in a residential area.

Surcharge

Time sensitive deliveries (weekend deliveries, night, etc.) that require expedited carrier service will result in additional charges that will be passed onto the consignee (dealer). Liftgates: Our standard carriers do not have liftgates. Requests for liftgates can often be accommodated but will result in extra fees and they must be made at least 2 weeks in advance.

12. SHIPPING WEIGHTS AND VOLUMES

Shipping weights and volumes are available on demand and may vary due to the constantly improving methods of packaging.

13. ROUTING

Unless otherwise specified by the buyer and agreed to by Groupe Lacasse, the latter reserves the right to select the route, method of shipment and carrier. Customer requests for special carrier, method of shipment and/or routing will be shipped freight collect.

14. TRANSPORTATION POLICY

"Zone 0" shipments are FCA plant.

"Zone 1", "Zone 2", "Zone 3", "Zone 4" and "Zone 5" pricing includes freight cost to your geographical location.

On all orders less than \$2,000 net (regardless of brand and/or of shipping point) we will add a \$100 "small order fee".

Please take note of the following exclusion to the "small order fee";

- By combining different product collections in one order, even if the net value of each collection is less than \$2,000 net, but the total value of all collections in one order is at least or above \$2,000 net, and as long as all products are shipped at the same destination / receiving location (ship to), the fee will not apply regardless of shipping dates and points of origins.

Small orders under \$25 net are subject to a \$20 small order fee (instead of \$100) regardless of the shipping zones.

Freight charges beyond the continental United States are the purchaser's responsibility. Shipments beyond the continental United States must deliver to a freight forwarder or forwarding carrier of your choice. It is the customer's responsibility to provide this information on purchase orders.

15. FREIGHT CLAIMS

All FCA destination claims will be handled and filed by the Seller. In order to expedite any credit due, your help and assistance is required. Please adhere to the following guidelines:

The merchandise is carefully packed and thoroughly inspected before leaving the warehouse. Responsibility for its safe delivery is assumed by the carrier upon acceptance of the shipment. Claims for loss or damage sustained in transit must therefore be made to Groupe Lacasse as follows:

1) Concealed loss or damage

Concealed loss or damage means loss or damage that does not become apparent until the merchandise has been unpacked. The contents may be damaged in transit due to rough handling even though the carton may not show external damage. When damage is discovered upon unpacking, a written request must be made within 15 days of the delivery date. No disposition will be taken until approved by the manufacturer.

IMPORTANT: Groupe Lacasse's policy in concealed damage is to replace the part or complete product if necessary at no charge to the dealer. However, it is the responsibility of the dealer to provide installation of the replaced part or complete product. Therefore, no labor fees will be accepted on concealed damages.

2) Visible damage or shortage

Any external evidence of damage or shortage must be noted on the freight bill or express receipts and signed by the carrier's agent. Failure to adequately describe such external evidence of damage or shortage may result in refusing to honor a damage claim. Claims must be submitted within 5 business days of reception of the merchandise.

Submit your claim to the Groupe Lacasse Customer Service by email at: lacassecustomer.service@groupe-lacasse.com.

Phone: 1-888-522-2773 - Fax: 1-888-248-1865

16. RETURNS

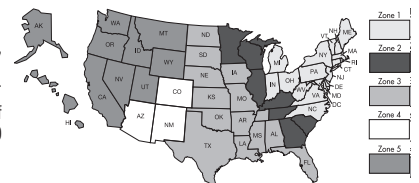
Absolutely no returns will be accepted on any standard and non-standard products.

17. STORAGE

In the event the purchaser request postponement of shipment beyond the scheduled shipping week after the goods have become work in process, or at a time Groupe Lacasse LLC is then about to make shipment, Groupe Lacasse LLC may store the goods at the purchaser's expense. Such transfer to storage shall be deemed a delivery to purchaser for all purposes including invoicing and payment.

18. GOVERNING LAW

This contract shall be construed and governed in accordance with the laws of the province of Quebec, Canada.



THE LEARNING ENVIRONMENT SOLUTION

Founded in 1956, Groupe Lacasse has manufacturing facilities throughout North America. We have the experience, expertise and capability to deliver incomparable design, exceptional quality, optimum service and outstanding value in Educational Furniture Solutions.

