



TERMS AND CONDITIONS

Payment Terms

Net 30 with approved credit. Inventory will not be committed to orders without approved credit or any outstanding questions.

Method of Ordering

All orders must be communicated in writing, such as fax, email or EDI. Phone orders must be followed up in writing.

Minimum Order

No minimums apply except to folding chairs which must be purchased in carton quantities as noted.

Order Confirmation

All orders are acknowledged within 24-48 hours in writing. Dealer must notify NPS of any discrepancies immediately.

Freight

Orders ship FOB factory unless otherwise pre-arranged. NPS will attempt to ship from closest distribution point; NJ, TN or CA, although not guaranteed. If preferred ship method is not specified on purchase order, NPS will ship "Bestway".

Cancellations

Cancellations are subject to NPS approval and must be submitted in writing. No cancellations will be accepted after production has begun or product has shipped.

Returns

All returns require a prior request for RA number, & that number must be clearly written on returned cartons. If received in new, restock able condition, credit will be issued, minus 25% restocking charges. 35% restocking charges for Stages/Risers and Mobile Cafeteria Tables. Returns will not be accepted on custom orders. Restocking fees may be waived if a replacement order from the same customer is sent. Returns not sent prepaid freight will not be accepted.

Freight Damage

All shipments must be inspected upon receipt. Damages must be noted on BOL. Concealed damages policy is one third, one third, one third, That is to say, NPS will credit one third, carrier typically pays a third, and dealer pays a third. Damages must be reported within 15 days and most carriers require a claim to be submitted within 15 days. Third party or collect freight - dealer files claim. Prepaid or PPA -NPS files claim.

Lead Time

Orders typically ship within 48 hours unless otherwise stipulated. Stages and Risers orders may take up to five business days.

MANUFACTURER'S WARRANTY

National Public Seating® offers the original user a warranty against all manufacturing defects in material and workmanship from date of purchase for ten years, fifteen years on mobile cafeteria tables. If defective, NPS will, at its option, repair or replace the defective product. This warranty does not apply to damage resulting from misuse, abuse or neglect. Authorization for return and / or repairs is required by contacting your dealer. This warranty gives you specific rights, and you may also have other rights which vary by state.

Orders are accepted under the express agreement that under no circumstances will seller be liable for any incidental or consequential damages, or for any other loss, damage or expense of any kind, including loss of profits, arising in connection with the order or with the use or inability to use seller's products furnished under the order. Seller's maximum liability shall not exceed and buyer's remedy is limited to either (i) repair or replacement of the defective part or product, or at seller's option (ii) return of the product and refund of the purchase price. Such remedy shall be the buyer's entire and exclusive remedy.

PRODUCT	MODEL	FABRIC COLOR	FRAME COLOR	WEIGHT	SHIPS FROM	CLASS	PER BOX	BOXES PER SKID	BOX WEIGHT*	UPS / FEDEX DIMENSIONAL WEIGHT	BOX DIMENSIONS WxDxH	CUBE	LIST PRICE
CAFÉ TIME TABLES & STOOLS													
 <p>CAFÉ STOOL 30" PLASTIC SEAT STOOL WITH BACKREST</p> <p>CAFÉ TABLE ADJUSTABLE 30"-42" HEIGHT PLASTIC TABLE WITH ADJ. GLIDES & CASTERS</p>	CTS30	Charcoal Slate	Silver	12	TN	300	1	6	17	125	20.5"x23.5"x40"	11.6	\$180.00
	CTT3042	Charcoal Slate	Silver	34	TN	125	1	15	37	58	37.5"x37.5"x7"	5.7	\$338.00

MODEL NUMBER CONFIGURATION

(MUST BE INCLUDED ON PURCHASE ORDER)

Model Number Core Edge Frame Laminate Color Top




MTFB12-PW PE CR CH 04 XX






Laminate Color Bench/Stool Non-Standard Height

CORE	CODE	LAMINATE COLORS	CODE	STOOL COLORS	CODE	NON-STANDARD HEIGHT (NO UPCHARGE)	HEIGHT	CODE
MDF	MD	Grey Nebula (4622-60)	GY	Grey	02	25"	25	
Particleboard	PB	Montana Walnut (7110-60)	WT	Blue	04	27"	27	
Plywood	PW	Banister Oak (7806-60)	OK	Green	06	32"	32	
EDGE	CODE	Wild Cherry (7054-60)	CH	Burgundy	08			
T-Mold	TM	Fusion Maple (7909-60)	FM	Black	10			
Protect Edge	PE	Marigold (D341-60)	YW	Yellow	25			
FRAME	CODE	Hollyberry (D307-60)	RE	Purple	28			
Chrome	CR	Persian Blue (D26-60)	BL	Red	40			
Powder Coated	PC							

PRODUCT	MODEL	ITEM DESCRIPTION	NUMBER OF STOOLS	TABLE & SEAT HEIGHT	TABLE LENGTH AND WIDTH	WEIGHT	SHIPS FROM	CLASS	LIST PRICE
STOOL UNITS									
 <p>8' RECTANGLE STOOL TABLES</p>	MTS8-PBTMCR	Particleboard, T-Molding & Chrome Frame	8	29"-17"	97" x 30"	166.5	NJ	200	\$1,682.30
	MTS8-MDPECR	MDF with ProtectEdge & Chrome Frame							\$1,764.70
	MTS8-PWTMCR	Plywood, T-Molding & Chrome Frame							\$1,784.60
	MTS8-PWPECR	Plywood, ProtectEdge & Chrome Frame							\$1,867.00
	MTS8-PBTMPC	Particleboard, T-Molding & Powder Coated Frame							\$1,547.70
	MTS8-MDPEPC	MDF with ProtectEdge & Powder Coated Frame							\$1,630.10
	MTS8-PWTMPC	Plywood, T-Molding & Powder Coated Frame							\$1,650.00
	MTS8-PWPEPC	Plywood, ProtectEdge & Powder Coated Frame							\$1,732.40
 <p>10' RECTANGLE STOOL TABLES</p>	MTS10-PBTMCR	Particleboard, T-Molding & Chrome Frame	12	29"-17"	121" x 30"	216	NJ	200	\$1,933.00
	MTS10-MDPECR	MDF with ProtectEdge & Chrome Frame							\$2,048.80
	MTS10-PWTMCR	Plywood, T-Molding & Chrome Frame							\$2,054.10
	MTS10-PWPECR	Plywood, ProtectEdge & Chrome Frame							\$2,169.90
	MTS10-PBTMPC	Particleboard, T-Molding & Powder Coated Frame							\$1,778.40
	MTS10-MDPEPC	MDF with ProtectEdge & Powder Coated Frame							\$1,892.10
	MTS10-PWTMPC	Plywood, T-Molding & Powder Coated Frame							\$1,899.50
	MTS10-PWPEPC	Plywood, ProtectEdge & Powder Coated Frame							\$2,015.30
 <p>12' RECTANGLE STOOL TABLES</p>	MTS12-PBTMCR	Particleboard, T-Molding & Chrome Frame	12	29"-17"	145" x 30"	225	NJ	200	\$2,121.50
	MTS12-MDPECR	MDF with ProtectEdge & Chrome Frame							\$2,250.90
	MTS12-PWTMCR	Plywood, T-Molding & Chrome Frame							\$2,259.00
	MTS12-PWPECR	Plywood, ProtectEdge & Chrome Frame							\$2,388.30
	MTS12-PBTMPC	Particleboard, T-Molding & Powder Coated Frame							\$1,951.80
	MTS12-MDPEPC	MDF with ProtectEdge & Powder Coated Frame							\$2,081.10
	MTS12-PWTMPC	Plywood, T-Molding & Powder Coated Frame							\$2,089.00
	MTS12-PWPEPC	Plywood, ProtectEdge & Powder Coated Frame							\$2,218.60
 <p>12' RECTANGLE WITH 16 STOOLS</p>	MTS1216-PBTMCR	Particleboard, T-Molding & Chrome Frame	16	27"-15"	145" x 30"	254.5	NJ	200	\$2,706.69
	MTS1216-MDPECR	MDF with ProtectEdge & Chrome Frame							\$2,814.90
	MTS1216-PWTMCR	Plywood, T-Molding & Chrome Frame							\$2,884.10
	MTS1216-PWPECR	Plywood, ProtectEdge & Chrome Frame							\$2,946.20
	MTS1216-PBTMPC	Particleboard, T-Molding & Powder Coated Frame							\$2,341.90
	MTS1216-MDPEPC	MDF with ProtectEdge & Powder Coated Frame							\$2,450.10
	MTS1216-PWTMPC	Plywood, T-Molding & Powder Coated Frame							\$2,519.30
	MTS1216-PWPEPC	Plywood, ProtectEdge & Powder Coated Frame							\$2,581.40
 <p>10' ELLIPTICAL STOOL UNIT</p>	METS-PBTMCR	Particleboard, T-Molding & Chrome Frame	12	29"-17"	121" x 45"	263.5	NJ	200	\$2,465.70
	METS-MDPECR	MDF with ProtectEdge & Chrome Frame							\$2,573.80
	METS-PWTMCR	Plywood, T-Molding & Chrome Frame							\$2,753.90
	METS-PWPECR	Plywood, ProtectEdge & Chrome Frame							\$2,829.60
	METS-PBTMPC	Particleboard, T-Molding & Powder Coated Frame							\$2,143.70
	METS-MDPEPC	MDF with ProtectEdge & Powder Coated Frame							\$2,223.90
	METS-PWTMPC	Plywood, T-Molding & Powder Coated Frame							\$2,389.60
	METS-PWPEPC	Plywood, ProtectEdge & Powder Coated Frame							\$2,508.80
 <p>60' ROUND STOOL UNIT</p>	MTR60S-PBTMCR	Particleboard, T-Molding & Chrome Frame	8	29"-17"	60" x 60"	184	NJ	200	\$1,886.80
	MTR60S-MDPECR	MDF with ProtectEdge & Chrome Frame							\$1,969.60
	MTR60S-PWTMCR	Plywood, T-Molding & Chrome Frame							\$2,023.20
	MTR60S-PWPECR	Plywood, ProtectEdge & Chrome Frame							\$2,063.20
	MTR60S-PBTMPC	Particleboard, T-Molding & Powder Coated Frame							\$1,725.10
	MTR60S-MDPEPC	MDF with ProtectEdge & Powder Coated Frame							\$1,810.40
	MTR60S-PWTMPC	Plywood, T-Molding & Powder Coated Frame							\$1,865.50
	MTR60S-PWPEPC	Plywood, ProtectEdge & Powder Coated Frame							\$1,906.70

PRODUCT	MODEL	ITEM DESCRIPTION	NUMBER OF STOOLS	TABLE & SEAT HEIGHT	TABLE LENGTH AND WIDTH	WEIGHT	SHIPS FROM	CLASS	LIST PRICE	
FIXED BENCH UNITS										
	8' RECTANGLE FIXED BENCH TABLES	MTFB8-PBTMCR	Particleboard, T-Molding & Chrome Frame	4	29"-17"	97" x 30"	212	NJ	200	\$1,699.50
		MTFB8-MDPECR	MDF with ProtectEdge & Chrome Frame							\$1,895.76
		MTFB8-PWTMCR	Plywood, T-Molding & Chrome Frame							\$1,915.80
		MTFB8-PWPECR	Plywood, ProtectEdge & Chrome Frame							\$1,957.00
		MTFB8-PBTMPC	Particleboard, T-Molding & Powder Coated Frame							\$1,534.70
		MTFB8-MDPEPC	MDF with ProtectEdge & Powder Coated Frame							\$1,700.94
		MTFB8-PWTMPC	Plywood, T-Molding & Powder Coated Frame							\$1,725.30
		MTFB8-PWPEPC	Plywood, ProtectEdge & Powder Coated Frame							\$1,848.90
	10' RECTANGLE FIXED BENCH TABLES	MTFB10-PBTMCR	Particleboard, T-Molding & Chrome Frame	4	29"-17"	121" x 30"	277	NJ	200	\$1,895.20
		MTFB10-MDPECR	MDF with ProtectEdge & Chrome Frame							\$2,028.18
		MTFB10-PWTMCR	Plywood, T-Molding & Chrome Frame							\$2,049.70
		MTFB10-PWPECR	Plywood, ProtectEdge & Chrome Frame							\$2,173.30
		MTFB10-PBTMPC	Particleboard, T-Molding & Powder Coated Frame							\$1,699.50
		MTFB10-MDPEPC	MDF with ProtectEdge & Powder Coated Frame							\$1,843.70
		MTFB10-PWTMPC	Plywood, T-Molding & Powder Coated Frame							\$1,869.50
		MTFB10-PWPEPC	Plywood, ProtectEdge & Powder Coated Frame							\$2,065.20
	12' RECTANGLE FIXED BENCH TABLES	MTFB12-PBTMCR	Particleboard, T-Molding & Chrome Frame	4	29"-17"	145" x 30"	289	NJ	200	\$1,998.20
		MTFB12-MDPECR	MDF with ProtectEdge & Chrome Frame							\$2,249.83
		MTFB12-PWTMCR	Plywood, T-Molding & Chrome Frame							\$2,276.30
		MTFB12-PWPECR	Plywood, ProtectEdge & Chrome Frame							\$2,394.80
		MTFB12-PBTMPC	Particleboard, T-Molding & Powder Coated Frame							\$1,802.50
		MTFB12-MDPEPC	MDF with ProtectEdge & Powder Coated Frame							\$2,037.18
		MTFB12-PWTMPC	Plywood, T-Molding & Powder Coated Frame							\$2,070.30
		MTFB12-PWPEPC	Plywood, ProtectEdge & Powder Coated Frame							\$2,255.70
	10' ELLIPTICAL FIXED BENCH UNIT	METB-PBTMCR	Particleboard, T-Molding & Chrome Frame	4	29"-17"	121" x 45"	309	NJ	200	\$2,513.50
		METB-MDPECR	MDF with ProtectEdge & Chrome Frame							\$2,719.50
		METB-PWTMCR	Plywood, T-Molding & Chrome Frame							\$3,001.60
		METB-PWPECR	Plywood, ProtectEdge & Chrome Frame							\$3,160.30
		METB-PBTMPC	Particleboard, T-Molding & Powder Coated Frame							\$2,224.40
		METB-MDPEPC	MDF with ProtectEdge & Powder Coated Frame							\$2,430.40
		METB-PWTMPC	Plywood, T-Molding & Powder Coated Frame							\$2,712.60
		METB-PWPEPC	Plywood, ProtectEdge & Powder Coated Frame							\$2,871.20
	60" ROUND BENCH UNIT	MTR60B-PBTMCR	Particleboard, T-Molding & Chrome Frame	4	29"-17"	60" x 60"	271.5	NJ	200	\$2,386.50
		MTR60B-MDPECR	MDF with ProtectEdge & Chrome Frame							\$2,584.40
		MTR60B-PWTMCR	Plywood, T-Molding & Chrome Frame							\$2,699.70
		MTR60B-PWPECR	Plywood, ProtectEdge & Chrome Frame							\$2,821.00
		MTR60B-PBTMPC	Particleboard, T-Molding & Powder Coated Frame							\$2,153.00
		MTR60B-MDPEPC	MDF with ProtectEdge & Powder Coated Frame							\$2,350.90
		MTR60B-PWTMPC	Plywood, T-Molding & Powder Coated Frame							\$2,466.20
		MTR60B-PWPEPC	Plywood, ProtectEdge & Powder Coated Frame							\$2,587.50
CONVERTIBLE BENCH UNITS WITH GANGING										
 <p style="text-align: center;">PHOTO SHOWS TWO UNITS GANGED</p>	6' CONVERTIBLE BENCH TABLES	CBG72-PBTMPC	Particleboard with T-Molding	1	29"-17"	72" x 15"	103.5	NJ	200	\$822.30
		CBG72-MDPEPC	MDF with ProtectEdge							\$845.64
		CBG72-PWTMPC	Plywood with T-Molding							\$864.60
		CBG72-PWPEPC	Plywood with ProtectEdge							\$970.40
	7' CONVERTIBLE BENCH TABLES	CBG84-PBTMPC	Particleboard with T-Molding	1	29"-17"	84" x 15"	116	NJ	200	\$866.00
		CBG84-MDPEPC	MDF with ProtectEdge							\$898.00
		CBG84-PWTMPC	Plywood with T-Molding							\$911.30
		CBG84-PWPEPC	Plywood with ProtectEdge							\$1,035.40
	8' CONVERTIBLE BENCH TABLES	CBG96-PBTMPC	Particleboard with T-Molding	1	29"-17"	96" x 15"	132.5	NJ	200	\$898.80
		CBG96-MDPEPC	MDF with ProtectEdge							\$1,033.10
		CBG96-PWTMPC	Plywood with T-Molding							\$1,082.50
		CBG96-PWPEPC	Plywood with ProtectEdge							\$1,216.80



PRODUCT	MODEL	ITEM DESCRIPTION	NUMBER OF STOOLS	TABLE HEIGHT	TABLE LENGTH AND WIDTH	WEIGHT	SHIPS FROM	CLASS	LIST PRICE	
MOBILE SHAPE TABLES WITHOUT SEATS										
	8' RECTANGLE TABLE	MT8-PBTMCR	Particleboard, T-Molding & Chrome Frame	N/A	29"	97" x 30"	134.5	NJ	200	\$1,050.30
		MT8-MDPECR	MDF with ProtectEdge & Chrome Frame							\$1,094.00
		MT8-PWTMCR	Plywood, T-Molding & Chrome Frame							\$1,168.10
		MT8-PWPECR	Plywood, ProtectEdge & Chrome Frame							\$1,206.90
		MT8-PBTMPC	Particleboard, T-Molding & Powder Coated Frame							\$923.50
		MT8-MDPEPC	MDF with ProtectEdge & Powder Coated Frame							\$967.20
		MT8-PWTMPC	Plywood, T-Molding & Powder Coated Frame							\$1,041.30
		MT8-PWPEPC	Plywood, ProtectEdge & Powder Coated Frame							\$1,080.00
	10' RECTANGLE TABLE	MT10-PBTMCR	Particleboard, T-Molding & Chrome Frame	N/A	29"	121" x 30"	147.5	NJ	200	\$1,145.20
		MT10-MDPECR	MDF with ProtectEdge & Chrome Frame							\$1,235.80
		MT10-PWTMCR	Plywood, T-Molding & Chrome Frame							\$1,261.30
		MT10-PWPECR	Plywood, ProtectEdge & Chrome Frame							\$1,295.20
		MT10-PBTMPC	Particleboard, T-Molding & Powder Coated Frame							\$1,013.40
		MT10-MDPEPC	MDF with ProtectEdge & Powder Coated Frame							\$1,104.00
		MT10-PWTMPC	Plywood, T-Molding & Powder Coated Frame							\$1,129.50
MT10-PWPEPC		Plywood, ProtectEdge & Powder Coated Frame	\$1,163.40							
12' RECTANGLE TABLE	MT12-PBTMCR	Particleboard, T-Molding & Chrome Frame	N/A	29"	145" x 30"	162.5	NJ	200	\$1,216.20	
	MT12-MDPECR	MDF with ProtectEdge & Chrome Frame							\$1,307.80	
	MT12-PWTMCR	Plywood, T-Molding & Chrome Frame							\$1,366.40	
	MT12-PWPECR	Plywood, ProtectEdge & Chrome Frame							\$1,419.10	
	MT12-PBTMPC	Particleboard, T-Molding & Powder Coated Frame							\$1,104.00	
	MT12-MDPEPC	MDF with ProtectEdge & Powder Coated Frame							\$1,195.60	
	MT12-PWTMPC	Plywood, T-Molding & Powder Coated Frame							\$1,254.20	
	MT12-PWPEPC	Plywood, ProtectEdge & Powder Coated Frame							\$1,306.80	
	48" SQUARE TABLE	MT48Q-PBTMCR	Particleboard, T-Molding & Chrome Frame	N/A	29"	48" x 48"	103	NJ	200	\$871.60
		MT48Q-MDPECR	MDF with ProtectEdge & Chrome Frame							\$916.80
		MT48Q-PWTMCR	Plywood, T-Molding & Chrome Frame							\$957.60
		MT48Q-PWPECR	Plywood, ProtectEdge & Chrome Frame							\$986.80
		MT48Q-PBTMPC	Particleboard, T-Molding & Powder Coated Frame							\$796.90
		MT48Q-MDPEPC	MDF with ProtectEdge & Powder Coated Frame							\$842.10
		MT48Q-PWTMPC	Plywood, T-Molding & Powder Coated Frame							\$883.00
		MT48Q-PWPEPC	Plywood, ProtectEdge & Powder Coated Frame							\$912.10
	60" SQUARE TABLE	MT60Q-PBTMCR	Particleboard, T-Molding & Chrome Frame	N/A	29"	60" x 60"	123	NJ	200	\$960.50
		MT60Q-MDPECR	MDF with ProtectEdge & Chrome Frame							\$1,026.50
		MT60Q-PWTMCR	Plywood, T-Molding & Chrome Frame							\$1,070.60
		MT60Q-PWPECR	Plywood, ProtectEdge & Chrome Frame							\$1,099.80
		MT60Q-PBTMPC	Particleboard, T-Molding & Powder Coated Frame							\$881.10
		MT60Q-MDPEPC	MDF with ProtectEdge & Powder Coated Frame							\$945.90
		MT60Q-PWTMPC	Plywood, T-Molding & Powder Coated Frame							\$989.40
MT60Q-PWPEPC		Plywood, ProtectEdge & Powder Coated Frame	\$1,020.40							
	48" HEXAGON TABLE	MT48H-PBTMCR	Particleboard, T-Molding & Chrome Frame	N/A	29"	48" x 48"	103	NJ	200	\$867.40
		MT48H-MDPECR	MDF with ProtectEdge & Chrome Frame							\$957.10
		MT48H-PWTMCR	Plywood, T-Molding & Chrome Frame							\$961.10
		MT48H-PWPECR	Plywood, ProtectEdge & Chrome Frame							\$994.00
		MT48H-PBTMPC	Particleboard, T-Molding & Powder Coated Frame							\$796.40
		MT48H-MDPEPC	MDF with ProtectEdge & Powder Coated Frame							\$882.50
		MT48H-PWTMPC	Plywood, T-Molding & Powder Coated Frame							\$890.20
		MT48H-PWPEPC	Plywood, ProtectEdge & Powder Coated Frame							\$923.20

PRODUCT	MODEL	ITEM DESCRIPTION	NUMBER OF STOOLS	TABLE HEIGHT	TABLE LENGTH AND WIDTH	WEIGHT	SHIPS FROM	CLASS	LIST PRICE	
MOBILE SHAPE TABLES WITHOUT SEATS (CONT.)										
	48" ROUND TABLE	MT48R-PBTMCR	Particleboard, T-Molding & Chrome Frame	N/A	29"	48" x 48"	103	NJ	200	\$871.10
		MT48R-MDPECR	MDF with ProtectEdge & Chrome Frame							\$915.40
		MT48R-PWTMCR	Plywood, T-Molding & Chrome Frame							\$954.00
		MT48R-PWPECR	Plywood, ProtectEdge & Chrome Frame							\$981.90
		MT48R-PBTMPC	Particleboard, T-Molding & Powder Coated Frame							\$796.50
		MT48R-MDPEPC	MDF with ProtectEdge & Powder Coated Frame							\$840.70
		MT48R-PWTMPC	Plywood, T-Molding & Powder Coated Frame							\$879.40
		MT48R-PWPEPC	Plywood, ProtectEdge & Powder Coated Frame							\$907.30
	60" ROUND TABLE	MT60R-PBTMCR	Particleboard, T-Molding & Chrome Frame	N/A	29"	60" x 60"	123	NJ	200	\$957.80
		MT60R-MDPECR	MDF with ProtectEdge & Chrome Frame							\$1,024.40
		MT60R-PWTMCR	Plywood, T-Molding & Chrome Frame							\$1,067.50
		MT60R-PWPECR	Plywood, ProtectEdge & Chrome Frame							\$1,099.80
		MT60R-PBTMPC	Particleboard, T-Molding & Powder Coated Frame							\$878.40
		MT60R-MDPEPC	MDF with ProtectEdge & Powder Coated Frame							\$945.00
		MT60R-PWTMPC	Plywood, T-Molding & Powder Coated Frame							\$988.20
		MT60R-PWPEPC	Plywood, ProtectEdge & Powder Coated Frame							\$1,020.40
	72" ROUND TABLE	MT72R-PBTMCR	Particleboard, T-Molding & Chrome Frame	N/A	29"	72" x 72"	146.5	NJ	200	\$1,152.00
		MT72R-MDPECR	MDF with ProtectEdge & Chrome Frame							\$1,213.50
		MT72R-PWTMCR	Plywood, T-Molding & Chrome Frame							\$1,281.30
		MT72R-PWPECR	Plywood, ProtectEdge & Chrome Frame							\$1,306.20
		MT72R-PBTMPC	Particleboard, T-Molding & Powder Coated Frame							\$1,069.90
		MT72R-MDPEPC	MDF with ProtectEdge & Powder Coated Frame							\$1,129.90
		MT72R-PWTMPC	Plywood, T-Molding & Powder Coated Frame							\$1,201.70
		MT72R-PWPEPC	Plywood, ProtectEdge & Powder Coated Frame							\$1,231.60
	60" OCTAGON TABLE	MT60O-PBTMCR	Particleboard, T-Molding & Chrome Frame	N/A	29"	60" x 60"	184	NJ	200	\$960.30
		MT60O-MDPECR	MDF with ProtectEdge & Chrome Frame							\$1,046.90
		MT60O-PWTMCR	Plywood, T-Molding & Chrome Frame							\$1,059.90
		MT60O-PWPECR	Plywood, ProtectEdge & Chrome Frame							\$1,087.20
		MT60O-PBTMPC	Particleboard, T-Molding & Powder Coated Frame							\$880.80
		MT60O-MDPEPC	MDF with ProtectEdge & Powder Coated Frame							\$965.90
		MT60O-PWTMPC	Plywood, T-Molding & Powder Coated Frame							\$980.30
		MT60O-PWPEPC	Plywood, ProtectEdge & Powder Coated Frame							\$1,005.20
	60" X 72" OVAL SHAPED TABLE	MT72V-PBTMCR	Particleboard, T-Molding & Chrome Frame	N/A	29"	72" x 60"	144	NJ	200	\$1,077.30
		MT72V-MDPECR	MDF with ProtectEdge & Chrome Frame							\$1,149.40
		MT72V-PWTMCR	Plywood, T-Molding & Chrome Frame							\$1,169.30
		MT72V-PWPECR	Plywood, ProtectEdge & Chrome Frame							\$1,191.70
		MT72V-PBTMPC	Particleboard, T-Molding & Powder Coated Frame							\$1,005.20
		MT72V-MDPEPC	MDF with ProtectEdge & Powder Coated Frame							\$1,065.80
		MT72V-PWTMPC	Plywood, T-Molding & Powder Coated Frame							\$1,094.70
		MT72V-PWPEPC	Plywood, ProtectEdge & Powder Coated Frame							\$1,114.60
MOBILE CAFETERIA TABLE REPLACEMENT PARTS										
	TB	Replacement Torsion Bar for Mobile Cafeteria Tables								\$47.30
	MTSST	Replacement Stool for Cafeteria Tables								\$20.00
	MD Bench (1 Bench) for 12' MTFB	Replacement Bench for Cafeteria Tables (1 Bench) for 12' MTFB								\$111.10
	MTFB Replacement Caster	Replacement Caster for Cafeteria Tables								\$24.70
CUSTOM OPTIONS										
	ADA									\$200.00




PRODUCT	MODEL	PRODUCT DESCRIPTION	PRODUCT WEIGHT	SHIPS FROM	CLASS	UNIT PER SKID	BOX WEIGHT*	BOX DIMENSIONS WxDxH	CUBE	LIST PRICE	
STAGES *											
 STAGE W/CARPETED SURFACE	48"	S488C	48W x 96L x 8H	122	NJ	70	16 (space of 2 skids)	98" x 49" x 3.5"	9.73	\$892.70	
		S4816C	48W x 96L x 16H	146						\$944.10	
		S4824C	48W x 96L x 24H	154						\$965.50	
		S4832C	48W x 96L x 32H	163						\$1,002.40	
	36"	S368C	36W x 96L x 8H	97	NJ	70	16 (space of 2 skids)	98" x 37" x 3.5"	7.35	\$640.20	
		S3616C	36W x 96L x 16H	110						\$692.00	
		S3624C	36W x 96L x 24H	115						\$720.70	
		S3632C	36W x 96L x 32H	119					\$740.70		
 STAGE SET	48"	SST48C	Set includes: S488C, S4816C, S4824C and 2 guard rails	452	NJ	70	3 sets (space of 2 skids)	500	(refer to individual component box sizes)	36.75	\$3,011.90
	36"	SST36C	Set includes: S368C, S3616C, S3624C and 2 guard rails	352	NJ	70	3 sets (space of 2 skids)	390	(refer to individual component box sizes)	27.73	\$2,262.40
 STAGE GROUP	48"	SG482404C	Group includes: 4-S4824C, 2-STP24, 4-GRS48, 2-GRS36 & Skirting	846	NJ	70	1 set (space of 2 skids)	920	(refer to individual component box sizes)	92.12	\$6,794.90
	36"	SG362404C	Group includes: 4-S3624C, 2-STP24, 4-GRS36, 2-GRS36 & Skirting	682	NJ	70	1 set (space of 2 skids)	748	(refer to individual component box sizes)	82.6	\$4,675.60
 STAGE CONFIGURATION	48"	SBRC48C	Configuration: 3 sets of SST48C and 4 sets of SPST48C and guard rails	2440	NJ	70	1 config. on 2 skids (space of 4 skids)	2584	(refer to individual component box sizes)	193.45	\$19,670.50
	36"	SCRC36C	Configuration: 3 sets of SST36C and 4 sets of SPST36C and guard rails	1724	NJ	70	1 config. on 2 skids (space of 4 skids)	1808	(refer to individual component box sizes)	130.91	\$14,176.30
 STAGE W/HARDBOARD SURFACE	48"	S488HB	48W x 96L x 8H	135	NJ	70	16 (space of 2 skids)	98" x 49" x 3.5"	9.73	\$638.80	
		S4816HB	48W x 96L x 16H	159						\$728.10	
		S4824HB	48W x 96L x 24H	168						\$728.60	
		S4832HB	48W x 96L x 32H	177						\$764.90	
	36"	S368HB	36W x 96L x 8H	101	NJ	70	16 (space of 2 skids)	98" x 37" x 3.5"	7.35	\$484.00	
		S3616HB	36W x 96L x 16H	114						\$509.80	
		S3624HB	36W x 96L x 24H	119						\$528.60	
		S3632HB	36W x 96L x 32H	124						\$544.70	
 STAGE SET	48"	SST48HB	Set includes: S488HB, S4816HB, S4824HB and 2 guard rails	492	NJ	70	3 sets (space of 2 skids)	540	(refer to individual component box sizes)	36.75	\$2,305.10
	36"	SST36HB	Set includes: S368HB, S3616HB, S3624HB and 2 guard rails	364	NJ	70	3 sets (space of 2 skids)	402	(refer to individual component box sizes)	27.73	\$1,740.40
 STAGE GROUP	48"	SG482404HB	Group includes: 4-S4824HB, 2-STP24, 4-GRS48, 2-GRS36 & Skirting	902	NJ	70	1 set (space of 2 skids)	976	(refer to individual component box sizes)	92.12	\$5,847.30
	36"	SG362404HB	Group includes: 4-S3624HB, 2-STP24, 4-GRS36, 2-GRS36 & Skirting	748	NJ	70	1 set (space of 2 skids)	764	(refer to individual component box sizes)	82.6	\$3,907.20
 STAGE CONFIGURATION	48"	SBRC48HB	Configuration: 3 sets of SST48HB and 4 sets of SPST48HB and guard rails	2632	NJ	70	1 config. on 2 skids (space of 4 skids)	2776	(refer to individual component box sizes)	193.45	\$14,583.10
	36"	SCRC36HB	Configuration: 3 sets of SST36HB and 4 sets of SPST36HB and guard rails	1812	NJ	70	1 config. on 2 skids (space of 4 skids)	1894	(refer to individual component box sizes)	130.91	\$11,085.00

*PLEASE USE THE FOLLOWING SUFFIXES TO DENOTE CARPET COLOR: 02 (GREY), 04 (BLUE), 10 (BLACK), 40 (RED)






TRANSFIX STAGES										
 PORTABLE STAGE WITH CARPET	TFXS48481624C	48"Wx48"D and Adj. 16"-24"H	79	NJ	70	16	86	49" x 49" x 3.5"	4.8	\$558.00
	TFXS48482432C	48"Wx48"D and Adj. 24"-32"H	84							14
 PORTABLE STAGE WITH HARDBOARD	TFXS48481624HB	48"Wx48"D and Adj. 16"-24"H	85	NJ	70	16	92	49" x 49" x 3.5"	4.8	\$484.00
	TFXS48482432HB	48"Wx48"D and Adj. 24"-32"H	90							14

*PLEASE USE THE FOLLOWING SUFFIXES TO DENOTE CARPET COLOR: 02 (GREY), 04 (BLUE), 10 (BLACK), 40 (RED)

PRODUCT	MODEL	PRODUCT DESCRIPTION	PRODUCT WEIGHT	SHIPS FROM	CLASS	UNIT PER SKID	BOX WEIGHT*	BOX DIMENSIONS WxDxH	CUBE	LIST PRICE	
STAGE PIE *											
	48"	SP488C	For 48W x 8H stage	31	NJ	70	16	36.5	40" x 45" x 3.5"	3.65	\$455.00
		SP4816C	For 48W x 16H stage	76			16	86.5	76" x 45" x 3.5"	6.93	\$633.90
		SP4824C	For 48W x 24H stage	133			(space of 2 skids)	Box 1: 74 Box 2: 74	56" x 45" x 3.5" 56" x 45" x 3.5"	10.2	\$1,360.20
		SP4832C	For 48W x 32H stage	175			11 (space of 2 skids)	Box 1: 100 Box 2: 100	49" x 75" x 3.5" 49" x 75" x 3.5"	14.9	\$1,462.60
	36"	SP368C	For 36W x 8H stage	23	NJ	70	16	26	31" x 34" x 3.5"	2.14	\$388.70
		SP3616C	For 36W x 16H stage	47			(space of 2 skids)	53	58" x 34" x 3.5"	4	\$546.40
		SP3624C	For 36W x 24H stage	71			80.5	84" x 34" x 3.5"	5.79	\$735.80	
	SP3632C	For 36W x 32H stage	132			11 (space of 2 skids)	Box 1: 74 Box 2: 74	37" x 57" x 3.5" 37" x 57" x 3.5"	8.56	\$1,148.50	



*DOES NOT INCLUDE WEIGHT OF SHIPPING PALLET

STANDARD SKID IS APPROXIMATELY 40"x48"

	48"	SPST48C	Set includes: SP488C, SP4816C, SP4824C	241	NJ	70	5 (space of 2 skids)	271	(Refer to individual component box sizes)	20.8	\$2,448.90
	36"	SPST36C	Set includes: SP368C, SP3616C, SP3624C	141	NJ	70	5 (space of 2 skids)	159.5	(Refer to individual component box sizes)	11.93	\$1,649.40
	48"	SPST48C & SP4832C	Set includes: SP488C, SP4816C, SP4824C, SP4832C	416	NJ	70	4 (space of 2 skids)	471	(Refer to individual component box sizes)	35.7	\$3,911.50
	36"	SPST36C & SP3632C	Set includes: SP368C, SP3616C, SP3624C, SP3632C	273	NJ	70	4 (space of 2 skids)	307.5	(Refer to individual component box sizes)	20.49	\$2,797.90
	48"	SP488HB	For 48W x 8H stage	35	NJ	70	16	40	40" x 45" x 3.5"	3.65	\$323.60
		SP4816HB	For 48W x 16H stage	81			16	91	76" x 45" x 3.5"	6.93	\$456.00
		SP4824HB	For 48W x 24H stage	143			(space of 2 skids)	Box 1: 79 Box 2: 79	56" x 45" x 3.5" 56" x 45" x 3.5"	10.2	\$927.70
		SP4832HB	For 48W x 32H stage	185			11 (space of 2 skids)	Box 1: 105 Box 2: 105	49" x 75" x 3.5" 49" x 75" x 3.5"	14.9	\$1,045.50
	36"	SP368HB	For 36W x 8H stage	29	NJ	70	16	33	31" x 34" x 3.5"	2.14	\$328.70
		SP3616HB	For 36W x 16H stage	50	(space of 2 skids)		56	58" x 34" x 3.5"	4	\$398.00	
		SP3624HB	For 36W x 24H stage	73	83		84" x 34" x 3.5"	5.79	\$541.60		
	SP3632HB	For 36W x 32H stage	140			11 (space of 2 skids)	Box 1: 78 Box 2: 78	37" x 57" x 3.5" 37" x 57" x 3.5"	8.56	\$999.10	
	48"	SPST48HB	Set includes: SP488HB, SP4816HB, SP4824HB	259	NJ	70	5 (space of 2 skids)	289	(Refer to individual component box sizes)	20.8	\$1,707.20
	36"	SPST36HB	Set includes: SP368HB, SP3616HB, SP3624HB	154	NJ	70	5 (space of 2 skids)	172	(Refer to individual component box sizes)	11.93	\$1,268.10
	48"	SPST48HB & SP4832HB	Set includes: SP488HB, SP4816HB, SP4824HB, SP4832HB	444	NJ	70	4 (space of 2 skids)	499	(Refer to individual component box sizes)	35.7	\$2,752.70
	36"	SPST36HB & SP3632HB	Set includes: SP368HB, SP3616HB, SP3624HB, SP3632HB	294	NJ	70	4 (space of 2 skids)	328	(Refer to individual component box sizes)	20.49	\$2,267.20




*PLEASE USE THE FOLLOWING SUFFIXES TO DENOTE CARPET COLOR: 02 (GREY), 04 (BLUE), 10 (BLACK), 40 (RED)

STRAIGHT RISERS *

	RS8C	18"W x 96"L x 8"H	58	NJ	70	16 (space of 2 skids)	64	98" x 19.5" x 3.75"	4.15	\$457.00
	RS16C	18"W x 96"L x 16"H	65				71			\$494.90
	RS24C	18"W x 96"L x 24"H	69				75			\$500.50
	RS32C	18"W x 96"L x 32"H	72				78			\$515.70
	RS8HB	18"W x 96"L x 8"H	59	NJ	70	16 (space of 2 skids)	65	98" x 19.5" x 3.75"	4.15	\$408.00
	RS16HB	18"W x 96"L x 16"H	66				72			\$455.70
	RS24HB	18"W x 96"L x 24"H	70				76			\$458.50
	RS32HB	18"W x 96"L x 32"H	73				79			\$465.90

*PLEASE USE THE FOLLOWING SUFFIXES TO DENOTE CARPET COLOR: 02 (GREY), 04 (BLUE), 10 (BLACK), 40 (RED)

MULTI-LEVEL STRAIGHT RISERS *



	2 LEVEL W/CARPET	RS2LC	Includes: RS8C, RS16C	123	NJ	70	8 (space of 2 skids)	135	(refer to individual component box sizes)	8.3	\$951.70
	3 LEVEL W/CARPET	RS3LC	Includes: RS8C, RS16C, RS24C	192			5 (space of 2 skids)	210		13.5	\$1,452.20
	4 LEVEL W/CARPET	RS4LC	Includes: RS8C, RS16C, RS24C, RS32C	264			4 (space of 2 skids)	288		16.6	\$1,967.80

PRODUCT	MODEL	PRODUCT DESCRIPTION	PRODUCT WEIGHT	SHIPS FROM	CLASS	UNIT PER SKID	BOX WEIGHT*	BOX DIMENSIONS WxDxH	CUBE	LIST PRICE
MULTI-LEVEL STRAIGHT RISERS* CONT.										
 2 LEVEL W/HARD-BOARD	RS2LHB	Includes: RS8HB, RS16HB	125			8 (space of 2 skids)	137		8.3	\$863.70
 3 LEVEL W/HARD-BOARD	RS3LHB	Includes: RS8HB, RS16HB, RS24HB	195	NJ	70	5 (space of 2 skids)	213	(refer to individual component box sizes)	13.5	\$1,322.10
 4 LEVEL W/HARD-BOARD	RS4LHB	Includes: RS8HB, RS16HB, RS24HB, RS32HB	268			4 (space of 2 skids)	292		16.6	\$1,788.00







*PLEASE USE THE FOLLOWING SUFFIXES TO DENOTE CARPET COLOR: 02 (GREY), 04 (BLUE), 10 (BLACK), 40 (RED)

*DOES NOT INCLUDE WEIGHT OF SHIPPING PALLET

STANDARD SKID IS APPROXIMATELY 40"X48"

TAPERED RISERS*										
 TAPERED RISER W/ CARPETED SURFACE	RT8C	18"W x 60"L x 8"H	35				39	62" x 19.5" x 3.75"	2.63	\$327.90
	RT16C	18"W x 66"L x 16"H	43				47	68" x 19.5" x 3.75"	2.88	\$358.50
	RT24C	18"W x 72"L x 24"H	49	NJ	70	16 (space of 2 skids)	54	74" x 19.5" x 3.75"	3.14	\$384.40
	RT32C	18"W x 78"L x 32"H	56				61	80" x 19.5" x 3.75"	3.39	\$415.20
 TAPERED RISER W/ HARDBOARD SURFACE	RT8HB	18"W x 60"L x 8"H	37				41	62" x 19.5" x 3.75"	2.63	\$307.90
	RT16HB	18"W x 66"L x 16"H	46				50	68" x 19.5" x 3.75"	2.88	\$344.30
	RT24HB	18"W x 72"L x 24"H	51	NJ	70	16 (space of 2 skids)	56	74" x 19.5" x 3.75"	3.14	\$366.00
	RT32HB	18"W x 78"L x 32"H	57				62	80" x 19.5" x 3.75"	3.39	\$384.60

*PLEASE USE THE FOLLOWING SUFFIXES TO DENOTE CARPET COLOR: 02 (GREY), 04 (BLUE), 10 (BLACK), 40 (RED)


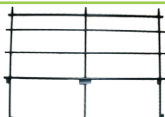






MULTI-LEVEL TAPERED RISERS*										
 2 LEVEL W/ CARPET	RT2LC	Includes: RT8C, RT16C	78			8 (space of 2 skids)	86		5.51	\$668.10
 3 LEVEL W/ CARPET	RT3LC	Includes: RT8C, RT16C, RT24C	127	NJ	70	5 (space of 2 skids)	140	(refer to individual component box sizes)	8.65	\$1,083.90
 4 LEVEL W/ CARPET	RT4LC	Includes: RT8C, RT16C, RT24C, RT32C	183			4 (space of 2 skids)	201		12.04	\$1,515.60
 2 LEVEL W/HARD-BOARD	RT2LHB	Includes: RT8HB, RT16HB	83			8 (space of 2 skids)	91		5.51	\$652.30
 3 LEVEL W/HARD-BOARD	RT3LHB	Includes: RT8HB, RT16HB, RT24HB	134	NJ	70	5 (space of 2 skids)	147	(refer to individual component box sizes)	8.65	\$1,018.10
 4 LEVEL W/HARD-BOARD	RT4LHB	Includes: RT8HB, RT16HB, RT24HB, RT32HB	191			4 (space of 2 skids)	209		12.04	\$1,402.90


*PLEASE USE THE FOLLOWING SUFFIXES TO DENOTE CARPET COLOR: 02 (GREY), 04 (BLUE), 10 (BLACK), 40 (RED)




PRODUCT	MODEL	PRODUCT DESCRIPTION	PRODUCT WEIGHT	SHIPS FROM	CLASS	UNIT PER SKID	BOX WEIGHT*	BOX DIMENSIONS WxDxH	CUBE	LIST PRICE
TRANSPORT 3 LEVEL CHORAL RISERS										
 STRAIGHT	TP72	23"W x 72"L x 24"H	132	NJ	150	6 (space of 2 skids)	132	N/A	21.08	\$1,197.70
 TAPERED	TPR72	23"W x 72"L x 24"H	117	NJ	150	6 (space of 2 skids)	117	N/A	21.08	\$1,197.70
 4TH LEVEL ADD ON FOR TP72	TPA	4th level add on for TransPort Straight Riser	50	NJ	70	16 (space of 2 skids)	53	18.5" x 73" x 4"	3.12	\$493.80
 4TH LEVEL ADD ON FOR TPR72	TPRA	4th level add on for TransPort Tapered Riser	54	NJ	70	16 (space of 2 skids)	57	18.5" x 80" x 4"	3.42	\$493.80

*DOES NOT INCLUDE WEIGHT OF SHIPPING PALLET

STANDARD SKID IS APPROXIMATELY 40"X48"









PRODUCT	MODEL	PRODUCT DESCRIPTION	PRODUCT WEIGHT	SHIPS FROM	CLASS	UNIT PER SKID	BOX DIMENSIONS WxDxH	CUBE	LIST PRICE
STAGE ACCESSORIES									
 STEPS FOR STAGES	STP16	Step (1) for 16"H stage	42	NJ	70	8	Box 1: 37" x 15.75" x 16" Box 2: 13.5" x 3" x 46"	5.4 1.08	\$365.70
	STP24	Steps (2) for 24"H stage	72			10	50.5" x 29" x 6"	5.1	\$546.30
	STP32	Steps (3) for 32"H stage	101			10	59" x 40.5" x 6"	8.3	\$715.60
 BACK GUARD RAILS FOR RISERS	GRR24S	for 24"H straight riser	51	NJ	70	13 (space of 2 skids)	96" x 11" x 5.25"	3.21	\$215.40
	GRR32S	for 32"H straight riser	55				96" x 11" x 5.25"	3.21	\$229.10
	GRR24T	for 24"H tapered riser	40				72.5" x 11" x 5.25"	2.43	\$193.30
	GRR32T	for 32"H tapered riser	43				80.5" x 11" x 5.25"	2.69	\$206.90
 BACK GUARD RAIL FOR TRANSPORT RISER	GRTPR3	For straight and tapered Trans- port risers - 3 level	69	NJ	70	13 (space of 2 skids)	73" x 11" x 4"	1.85	\$209.80
 BACK GUARD RAIL FOR TRANSPORT RISER	GRTPR4	For straight and tapered Trans- port risers - 4 level	74	NJ	70	13 (space of 2 skids)	Box 1: 73" x 11" x 4" Box 2: 11.5" x 7" x 4"	1.85 .19	\$266.80
 SIDE GUARD RAILS FOR TRANSPORT RISER	SGRTP3	For TP/TPR-3 level	10	NJ	70	50	4.5" x 60" x 2.5"	.43	\$105.10
	SGRTP4	For TP/TPR-4 level	11				4.5" x 80" x 2.5"	.57	\$115.40
 GUARD RAILS FOR STAGES	GRS30	30"W guard rail	12	NJ	70	14	30" x 34" x 4"	2.37	\$87.50
	GRS36	36"W guard rail	13				34" x 36" x 4"	2.84	\$93.00
	GRS48	48"W guard rail	15				34" x 48" x 4"	3.78	\$104.80
 SIDE GUARD RAILS FOR STANDARD RISERS	SGR2L	2 level	8.75	NJ	70	50	41" x 4.5" x 2.5"	0.27	\$96.60
	SGR3L	3 level	11				60" x 4.5" x 2.5"	0.39	\$104.80
	SGR4L	4 level	12				80" x 4.5" x 2.5"	0.52	\$113.50
 CHAIR GUARDS	CG28	Chair guard for SP368 pie unit	3	NJ	70		1.75" x 2.75" x 29"	0.08	\$23.10
	CG32	Chair guard for sides of S36 stage units	3				1.75" x 2.75" x 33"	0.1	\$26.30
	CG37	Chair guard for SP488 pie unit	3.25				1.75" x 2.75" x 38"	0.11	\$31.50
	CG44	Chair guard for sides of S48 stage units	3.5				1.75" x 2.75" x 45"	0.13	\$36.80
	CG54	Chair guard for SP3616 & SP4824 pie units (2 ea. Needed for SP4824)	4				1.75" x 2.75" x 55"	0.16	\$44.10
	CG72	Chair guard for SP4816 pie unit	4.5				1.75" x 2.75" 73"	0.21	\$63.10
	CG81	Chair guard for SP3624 pie unit	5				1.75" x 2.75" 82"	0.23	\$73.50
	CG96	Chair guard for backs of S48 or S36 stage units	5.5				1.75" x 2.75" 97"	0.27	\$78.80

PRODUCT	MODEL	PRODUCT DESCRIPTION	PRODUCT WEIGHT	SHIPS FROM	CLASS	UNIT PER SKID	BOX DIMENSIONS WxDxH	CUBE	LIST PRICE
STAGE STORAGE/TRANSPORT									
 STAGE DOLLY	SDL	for 36"W & 48"W stages	65	NJ	70	11	62" x 33.5" x 6"	7.22	\$1,033.80

PRODUCT	MODEL	PRODUCT DESCRIPTION	SHIPS FROM	CLASS	LIST PRICE PER FOOT
SKIRTING *					
 SHIRRED PLEAT SKIRTING	SS8	for 8"H stage - 7"H (Ln. Ft)	NJ	70	\$23.90
	SS8-36	for 8"H stage - 7"H x 36"L			\$71.60
	SS8-48	for 8"H stage - 7"H x 48"L			\$95.40
	SS8-96	for 8"H stage - 7"H x 96"L			\$190.80
	SS16	for 16"H stage - 15"H (Ln. Ft)			\$23.90
	SS16-36	for 16"H stage - 15"H x 36"L			\$71.60
	SS16-48	for 16"H stage - 15"H x 48"L			\$95.40
	SS16-96	for 16"H stage - 15"H x 96"L			\$190.80
	SS24	for 24"H stage - 23"H (Ln. Ft)			\$26.00
	SS24-36	for 24"H stage - 23"H x 36"L			\$77.90
	SS24-48	for 24"H stage - 23"H x 48"L			\$103.80
	SS24-96	for 24"H stage - 23"H x 96"L			\$207.70
 BOX PLEAT SKIRTING	SS32	for 32"H stage - 31"H (Ln. Ft)	NJ	70	\$30.90
	SS32-36	for 32"H stage - 31"H x 36"L			\$92.70
	SS32-48	for 32"H stage - 31"H x 48"L			\$123.60
	SS32-96	for 32"H stage - 31"H x 96"L			\$247.10
	SB8	for 8"H stage - 7"H (Ln. Ft)			\$29.30
	SB8-36	for 8"H stage - 7"H x 36"L			\$87.70
	SB8-48	for 8"H stage - 7"H x 48"L			\$113.50
	SB8-96	for 8"H stage - 7"H x 96"L			\$233.70
	SB16	for 16"H stage - 15"H (Ln. Ft)			\$29.30
	SB16-36	for 16"H stage - 15"H x 36"L			\$87.70
	SB16-48	for 16"H stage - 15"H x 48"L			\$113.50
	SB16-96	for 16"H stage - 15"H x 96"L			\$233.70
 BOX PLEAT SKIRTING	SB24	for 24"H stage - 23"H (Ln. Ft)	NJ	70	\$31.90
	SB24-36	for 24"H stage - 23"H x 36"L			\$95.80
	SB24-48	for 24"H stage - 23"H x 48"L			\$127.70
	SB24-96	for 24"H stage - 23"H x 96"L			\$255.50
	SB32	for 32"H stage - 31"H (Ln. Ft)			\$37.20
	SB32-36	for 32"H stage - 31"H x 36"L			\$111.60
	SB32-48	for 32"H stage - 31"H x 48"L			\$148.70
	SB32-96	for 32"H stage - 31"H x 96"L			\$297.60

*PLEASE USE THE FOLLOWING SUFFIXES TO DENOTE SKIRTING COLOR: 04 (NAVY), 06 (GREEN), 08 (BURGUNDY), 10 (BLACK) **Now on Quick Ship in Black**





























PRODUCT	MODEL	PRODUCT DESCRIPTION WxLxH	TOP THICKNESS	PRODUCT WEIGHT	SHIPS FROM	CLASS	PER BOX	BOXES PER SKID	BOX WEIGHT	UPS / FEDEX DIMENSIONAL WEIGHT	UPS/Fedex OVERSIZE CHARGE	BOX DIMENSIONS WxDxH	CUBE	LIST PRICE	
SCIENCE LAB TABLES															
	SLT2448	24" x 48" x 30"	1 1/4"	68	NJ CA	85	1	15 (40 x 48)	74	N/A	\$10.85*	24.5" x 48.5" x 6"	4.13	\$453.60	
	SLT2454	24" x 54" x 30"		76				15 (40 x 48) w/overhang	82			24.5" x 54.5" x 6"	4.69	\$493.10	
	SLT2460	24" x 60" x 30"		83				18	90			24.5" x 60.5" x 6"	5.13	\$534.60	
	SLT2472	24" x 72" x 30"		98				(40 x 96)	106			24.5" x 72" x 6"	6.17	\$574.00	
	SLT3060	30" x 60" x 30"		106				116	31" x 60.5" x 6"			6.52	\$616.60		
	SLT3072	30" x 72" x 30"		125				133	31" x 72.5" x 6"			7.81	\$646.60		
36" H LEG FOR SCIENCE LAB TABLE		SLTLH36	36" H Leg	18	NJ, CA	85	1	72 (40 x 48)	19			5" x 5" x 36"	.52	\$127.20	
	SLT2448-36	24" x 48" x 36"	1 1/4"	86	NJ CA	85	1	12 (40 x 48)	Box 1: 74 Box 2: 19	\$10.85*		24.5" x 48.5" x 6"	4.25	\$609.40	
	SLT2454-36	24" x 54" x 36"		94				12 (40 x 48) w/overhang	Box 1: 82 Box 2: 19			24.5" x 54.5" x 6"	4.77	\$648.80	
	SLT2460-36	24" x 60" x 36"		101				Box 1: 90 Box 2: 19	24.5" x 60.5" x 6"			5.3	\$690.20		
	SLT2472-36	24" x 72" x 36"		116				Box 1: 106 Box 2: 19	24.5" x 72.5" x 6"			6.34	\$729.80		
	SLT3060-36	30" x 60" x 36"		124				15 (40 x 96)	Box 1: 116 Box 2: 19			*	31" x 60.5" x 6"	6.56	\$772.30
	SLT3072-36	30" x 72" x 36"		143				Box 1: 133 Box 2: 19	31" x 72.5" x 6"			7.86	\$802.40		
	SLT2448-BC	24" x 48" x 30"	1 1/4"	72	NJ CA	85	1	10 (40 x 48)	Box 1: 78 Box 2: 6	\$10.85*	N/A	24.5" x 48.5" x 6"	4.13	\$485.50	
	SLT2454-BC	24" x 54" x 30"		80				10 (40 x 48) w/overhang	Box 1: 86 Box 2: 6			24.5" x 54.5" x 6"	4.69	\$527.60	
	SLT2460-BC	24" x 60" x 30"		87				Box 1: 94 Box 2: 6	24.5" x 60.25" x 6"			5.13	\$572.00		
	SLT2472-BC	24" x 72" x 30"		102				Box 1: 110 Box 2: 6	24.5" x 72" x 6"			6.17	\$614.20		
	SLT3060-BC	30" x 60" x 30"		110				12 (40 x 96)	Box 1: 120 Box 2: 6			*	31" x 60.5" x 6"	6.52	\$659.70
	SLT3072-BC	30" x 72" x 30"		129				Box 1: 137 Box 2: 6	31" x 72.5" x 6"			7.81	\$692.00		
	SLT2448-36-BC	24" x 48" x 36"	1 1/4"	90	NJ CA	85	1	10 (40 x 48)	Box 1: 78 Box 2: 6 Box 3: 19	\$10.85*		24.5" x 48.5" x 6"	4.25	\$652.00	
	SLT2454-36-BC	24" x 54" x 36"		98				10 (40 x 48) w/overhang	Box 1: 86 Box 2: 6 Box 3: 19			24.5" x 54.5" x 6"	4.77	\$694.20	
	SLT2460-36-BC	24" x 60" x 36"		105				Box 1: 94 Box 2: 6 Box 3: 19	24.5" x 60.25" x 6"			5.3	\$738.50		
	SLT2472-36-BC	24" x 72" x 36"		120				Box 1: 110 Box 2: 6 Box 3: 19	24.5" x 72.5" x 6"			6.34	\$780.70		
	SLT3060-36-BC	30" x 60" x 36"		128				10 (40 x 96)	Box 1: 120 Box 2: 6 Box 3: 19			*	31" x 60.5" x 6"	6.56	\$826.40
	SLT3072-36-BC	30" x 72" x 36"		147				Box 1: 137 Box 2: 6 Box 3: 19	31" x 72.5" x 6"			7.86	\$858.50		
	PSLT2448	24" x 48" x 30"	3/4" **	74	NJ	85	1	15 (40 x 48)	80	N/A	*	24.5" x 48.5" x 6"	4.13	\$644.50	
	PSLT2454	24" x 54" x 30"		83				15 (40 x 48) w/overhang	89			24.5" x 54.5" x 6"	4.69	\$723.00	
	PSLT2460	24" x 60" x 30"		90				18	97			24.5" x 60.25" x 6"	5.13	\$798.00	
	PSLT2472	24" x 72" x 30"		107				(40 x 96)	115			24.5" x 72" x 6"	6.17	\$918.80	
	PSLT3060	30" x 60" x 30"		115				125	31" x 60.5" x 6"			6.52	\$979.40		
	PSLT3072	30" x 72" x 30"		136				149	31" x 72.5" x 6"			7.81	\$1,107.50		
	PSLT2448-36	24" x 48" x 36"	3/4" **	92	NJ	85	1	12 (40 x 48)	Box 1: 80 Box 2: 19		*	24.5" x 48.5" x 6"	4.25	\$771.70	
	PSLT2454-36	24" x 54" x 36"		101				12 (40 x 48) w/overhang	Box 1: 89 Box 2: 19			24.5" x 54.5" x 6"	4.77	\$850.16	
	PSLT2460-36	24" x 60" x 36"		108				Box 1: 97 Box 2: 19	24.5" x 60.25" x 6"			5.3	\$925.30		
	PSLT2472-36	24" x 72" x 36"		125				Box 1: 115 Box 2: 19	24.5" x 72.5" x 6"			6.34	\$1,046.00		
	PSLT3060-36	30" x 60" x 36"		133				15 (40 x 96)	Box 1: 125 Box 2: 19			31" x 60.5" x 6"	6.56	\$1,106.60	
	PSLT3072-36	30" x 72" x 36"		154				Box 1: 149 Box 2: 19	31" x 72.5" x 6"			7.86	\$1,234.70		
	PSLT2448-BC	24" x 48" x 30"	3/4" **	78	NJ	85	1	10 (40 x 48)	84	N/A	*	24.5" x 48.5" x 6"	4.13	\$689.60	
	PSLT2454-BC	24" x 54" x 30"		87				10 (40 x 48) w/overhang	93			24.5" x 54.5" x 6"	4.69	\$773.50	
	PSLT2460-BC	24" x 60" x 30"		94				101	24.5" x 60.25" x 6"			5.13	\$854.00		
	PSLT2472-BC	24" x 72" x 30"		111				12 (40 x 96)	119			24.5" x 72" x 6"	6.17	\$983.10	
	PSLT3060-BC	30" x 60" x 30"		119				129	31" x 60.5" x 6"			6.52	\$1,048.00		
	PSLT3072-BC	30" x 72" x 30"		140				153	31" x 72.5" x 6"			7.81	\$1,185.00		
	PSLT2448-36-BC	24" x 48" x 36"	3/4" **	96	NJ	85	1	10 (40 x 48)	Box 1: 84 Box 2: 19		*	24.5" x 48.5" x 6"	4.25	\$816.80	
	PSLT2454-36-BC	24" x 54" x 36"		105				10 (40 x 48) w/overhang	Box 1: 93 Box 2: 19			24.5" x 54.5" x 6"	4.77	\$900.80	
	PSLT2460-36-BC	24" x 60" x 36"		112				Box 1: 107 Box 2: 19	24.5" x 60.25" x 6"			5.3	\$981.20		
	PSLT2472-36-BC	24" x 72" x 36"		129				Box 1: 115 Box 2: 19	24.5" x 72.5" x 6"			6.34	\$1,110.30		
	PSLT3060-36-BC	30" x 60" x 36"		137				10 (40 x 96)	Box 1: 125 Box 2: 19			31" x 60.5" x 6"	6.56	\$1,175.20	
	PSLT3072-36-BC	30" x 72" x 36"		158				Box 1: 153 Box 2: 19	31" x 72.5" x 6"			7.86	\$1,312.20		

PLEASE NOTE THE UPS INFORMATION: *NOT UPSable †Does not include weight of shipping pallet **Available in 1" by special order. ‡Subject to change



STANDARD SKID IS APPROXIMATELY 40"x48"





PRODUCT	MODEL	COLOR DESCRIPTION	FRAME	CHAIR WEIGHT	SHIPS FROM	CLASS	PER BOX	BOXES PER SKID	BOX WEIGHT*	UPS / FEDEX DIMENSIONAL WEIGHT	BOX DIMENSIONS WxDxH	CUBE	LIST PRICE	
COMMERCIAL LINE FOLDING CHAIRS														
	ALL-STEEL COMMERCIAL LINE FOLDING CHAIR	901	Beige	Beige	9	NJ	85	4	26	37	20" x 8.5" x 39"	3.64	\$23.20	
		902	Grey	Grey										
		910	Black	Black										
	VINYL UPHOLSTERED COMMERCIAL LINE FOLDING CHAIR	950	Black	Black	10	NJ	85	4	26	41	20" x 8.5" x 39"	3.64	\$33.60	
		951	Beige	Beige										
		952	Grey	Grey										
EVENT STACK CHAIRS														
	POLY SHELL STACK CHAIR	8110	Black	Chrome	9	TN	150	1 or 4	8	Box of 1: 13	77	Box of 1: 19" x 19.5" x 24"	6.79	\$58.80
		8118	Burgundy						8	Box of 4: 41	109	Box of 2-4: 20" x 20.5" x 35"	10.20	
		8125	Blue						8	Box of 4: 41	109	Box of 2-4: 20" x 20.5" x 35"	10.20	
	RIGHT OR LEFT TABLET ARM FOR 8100 SERIES	TA81R TA81L	Light Oak	Chrome	7	TN	85	1	100	9	N/A	25" x 16" x 4"	.89	\$42.80
	RIGHT OR LEFT TABLET ARM FOR 8500 SERIES	TA85R TA85L	Black	Chrome	7	NJ	85	1	120	7	N/A	22" x 17.5" x 3.5"	.65	\$40.90
BOOKBASKET		BR85	N/A	Chrome	2	NJ	85	1	320	2	N/A	20" x 19" x 10"	2.20	\$19.40
	HI-TECH ULTRA COMPACT PLASTIC SEAT/BACK STACK CHAIR	8502	Gunmetal	Chrome	12	NJ CA	150	1 or 4	Box of 1: 8	Box of 1: 18	92	Box of 1: 22" x 21" x 32.25"	8.62	\$78.80
		8505	Navy Blue						Box of 4: 8	Box of 4: 56	102	Box of 4: 23" x 20.5" x 34.5"	9.41	
		8508	Wine						Box of 4: 8	Box of 4: 56	102	Box of 4: 23" x 20.5" x 34.5"	9.41	
		8510	Black						Box of 4: 8	Box of 4: 56	102	Box of 4: 23" x 20.5" x 34.5"	9.41	
UNBOXED		8500-NB*	(all colors above)				85		80	N/A	N/A	SKID 42" x 42" x 71"	72.48	
	8600 SIGNATURE STACK CHAIR WITH FABRIC	8652	Classic Grey	Chrome	11	TN	150	2 or 4	Box of 2: 8	Box of 2: 26	101	Box of 2: 24" x 19.5" x 35"	9.48	\$81.30
		8660	Ebony Black						Box of 2: 8	Box of 2: 26	101	Box of 2: 24" x 19.5" x 35"	9.48	
	UNBOXED		8600-NB*						(all colors above)			85	N/A	
CAFETORIUM STACK CHAIR														
	8700 SERIES STACKING CHAIR, BLACK FRAME	8704-10-04	Blue Vinyl Seat	Blue Backrest	9.5	TN	150	1 or 4	N/A	Box of 1: 15.5	83	Box of 1: 20.5" x 20.5" x 31"	7.91	\$109.00
	8700 SERIES STACKING CHAIR, CHROME FRAME	8710-11-10	Black Vinyl Seat	Black Backrest					Box of 4: 8	Box of 4: 45	111	Box of 4: 25" x 20.5" x 35"	10.63	
	8700 SERIES STACKING CHAIR, WHITE FRAME	8721-01-21	Beige Vinyl Seat	White Backrest										
	8700 SERIES STACKING CHAIR, SILVER FRAME	8742-12-02	Blue/Grey Vinyl Seat	Grey Backrest										
	UNBOXED		8700-NB*	(all colors above)							85	N/A	60	
	8800 SERIES STACKING CHAIR	8810-11-10	Black Plastic	Chrome	10	TN	150	1 or 4	N/A	Box of 1: 16	83	Box of 1: 20.5" x 20.5" x 31"	7.91	\$99.00
		8804-11-04	Navy Plastic	Chrome					Box of 4: 8	Box of 4: 47	111	Box of 4: 25" x 20.5" x 35"	10.63	
		8818-11-18	Burgundy Plastic	Chrome					Box of 4: 8	Box of 4: 47	111	Box of 4: 25" x 20.5" x 35"	10.63	
	UNBOXED		8800-NB*	(all colors above)							85	N/A	60	
NEW CAFETORIUM BAR STOOLS														
	8700B SERIES BAR STOOL - PADDED SEAT	Made to Order - Min. Quantity 25 8 Week Lead Time			10	TN	150	1 or 4	N/A	Box of 1: 16	83	Box of 1: 20.5" x 20.5" x 31"	7.91	\$272.00
	8800B SERIES BAR STOOL - PLASTIC SEAT	Made to Order - Min. Quantity 25 8 Week Lead Time			10	TN	150	1 or 4	N/A	Box of 1: 16	83	Box of 1: 20.5" x 20.5" x 31"	7.91	\$247.00
PRODUCT	MODEL/ COLOR		ITEM WEIGHT	SHIPS FROM	CLASS	PER BOX	BOX WEIGHT*	BOX DIMENSIONS WxDxH		CUBE	LIST PRICE			
STOOL ACCESSORIES														
HEIGHT ADJUSTABLE LEGS FOR 6200, 6300 & 6400 SERIES STOOLS	6200-H		2	NJ				14" x 3.25" x 1.25"			\$16.20			
STEEL BACKREST FOR 6200 & 6300 SERIES STOOLS	6200-B		6					12" x 14" x 8"			\$24.30			
BLACK BACKREST FOR 6200 & 6300 SERIES STOOLS	6200-B-10		6					12" x 14" x 8"			\$26.10			
PADDED VINYL BACKREST FOR 6400 SERIES STOOLS	6400-B		6					12" x 14" x 8"			\$28.30			
BLACK VINYL BACKREST FOR 6400 SERIES STOOLS	6400-B-10		6					12" x 14" x 8"			\$30.80			
BLOW MOLDED BACKREST FOR 6600 SERIES ELEPHANT Z-STOOLS	6600-B		4					12" x 14" x 8"			\$51.90			
FOLDING TABLE ACCESSORIES														
BLOW MOLDED SKIRTING CLIP	BTSC	Clear	1	NJ	85	50		N/A		N/A	\$55.00			
STACK CHAIR GLIDES AND GANGING														
	GLIDES FOR 8100 CHAIR	GL81	White	1			50				\$65.00			
	GLIDES FOR 8500 CHAIR	GL85	White	1			50				\$65.00			
	GLIDES FOR 8500 CHAIR: POLYCARBONATE	GL85-PC	Clear	1			50				\$65.00			
	BACK GLIDES FOR 9100 CHAIR	GL91B	Black	1	NJ	85	50	2	8" x 8" x 6"		N/A	\$65.00		
	FRONT GLIDES FOR 9100 CHAIR	GL91F	Black	1			50				\$65.00			
	ROCKER GLIDE FOR 9200/9300 CHAIR	GL92/93	Black	1			50				\$65.00			
	SELF LEVELING GLIDES FOR 9300 CHAIR	GL93	White	3			50				\$65.00			
	8100 GANGING	PGC81	Black								\$4.30			
	8500 GANGING	PGC85	Clear	1	NJ	85	1	1	N/A		N/A	\$5.40		
	8600 GANGING	MGC86	Zinc								\$4.20			

PRODUCT	MODEL/ COLOR	ITEM WEIGHT	SHIPS FROM	CLASS	PER BOX	BOX WEIGHT*	BOX DIMENSIONS WxDxH	CUBE	LIST PRICE
STEEL FOLDING CHAIR GLIDES AND GANGING									
 FLOOR GLIDES (7/8" FRAME)	GL1 Beige; GL2 Grey; GL3 Brown; GL4 Blue; GL5 Black	2	NJ	85	100	2	9.75" x 8" x 6.75"	.03	\$51.80 per package of 100
 V-TIP CAPS (7/8" FRAME)	VT1 Beige; VT2 Grey; VT3 Brown; VT4 Blue; VT5 Black								
 7/8" METAL CLAMP	MGC1 Zinc	1	NJ	85	1	1	N/A	N/A	\$4.20
 7/8" PLASTIC CLAMP	PGC1 Black								\$2.70
 COLSON CASTERS FOR #84	CC84 N/A	8			4	8	12" x 12" x 8"	.67	\$161.70

*DOES NOT INCLUDE WEIGHT OF SHIPPING PALLET

PRODUCT	MODEL	COLOR DESCRIPTION	FRAME COLOR	CHAIR WEIGHT	SHIPS FROM	CLASS	PER BOX	BOXES PER SKID	BOX WEIGHT*	UPS / FEDEX DIMENSIONAL WEIGHT	BOX DIMENSIONS WxDxH	CUBE	LIST PRICE													
BANQUET STACK CHAIRS																										
	9100 STANDARD VINYL UPHOLSTERED	9101-B	French Beige	Black	13	TN	150	4	6	59	119	44" x 25" x 18"	11.46	\$41.50												
		9108-B	Pleasant Burgundy																							
		9110-B	Panther Black																							
	9100 UNBOXED	9101-B-NB	French Beige	Black	13	TN	85	N/A	40	N/A		Skid dimensions 43" x 48"	N/A	\$38.40												
		9108-B-NB	Pleasant Burgundy																							
	9200 DOME VINYL UPHOLSTERED	9201-M	French Beige	Mocha	15	TN	150	2 or 4	6	Box of 2: 36	97	Box of 2: 39" x 23" x 18"	9.35	\$60.80												
		9204-SV*	Midnight Blue	Silvervein																						
		9208-SV*	Pleasant Burgundy																							
		9210-SV*	Panther Black																							
	9200 UNBOXED	9201-M-NB	French Beige	Mocha	Silvervein	85	N/A	40	N/A				Skid dimensions 43" x 48"	N/A	\$55.60											
		9204-SV*-NB	Midnight Blue																							
		9208-SV*-NB	Pleasant Burgundy																							
		9210-SV*-NB	Panther Black																							
	9250 FABRIC UPHOLSTERED	9254-SV*	Midnight Blue	Silvervein	15	TN	150	2 or 4	6	Box of 2: 36	97	Box of 2: 39" x 23" x 18"	9.35	\$60.80												
		9258-SV*	Rich Maroon																							
	9250 UNBOXED	9254-SV*-NB	Midnight Blue	Silvervein	85	N/A	40	N/A					Skid Dimensions 43" x 48"	N/A	\$55.60											
		9258-SV*-NB	Rich Maroon																							
	9260 PATTERN FABRIC UPHOLSTERED	9260-SV*	Ebony Black	Silvervein	15	TN	150	2 or 4	6	Box of 2: 36	97	Box of 2: 39" x 23" x 18"	9.35	\$60.80												
		9264-SV*	Diamond Navy																							
		9268-SV*	Diamond Burgundy																							
		9260-SV*-NB	Ebony Black																							
	9260 UNBOXED SPECIAL ORDER CUSTOM FABRIC OPTIONS	9264-SV*-NB	Diamond Navy	Silvervein	85	N/A	40	N/A					Skid Dimensions 43" x 48"	N/A	\$55.60											
		9268-SV*-NB	Diamond Burgundy																							
9200-C		See Custom Fabric Card	Silvervein/Black Santex													NJ										

*9200 Series model numbers with the asterisk are available in a choice of color frames; "BT" for Black Santex or "SV" for Silvervein Frame; Insert code for desired color in place of the "SV" (for Silvervein) in the model number.

	9300 SILHOUETTE VINYL UPHOLSTERED	9308-SV	Pleasant Burgundy	Silvervein	18	TN	150	2 or 4	6	Box of 2: 38	107	Box of 2: 41" x 24" x 18"	10.25	\$75.40	
		9308-G	Pleasant Burgundy	Gold											
		9310-SV	Panther Black	Silvervein											
	9300 UNBOXED	9310-G	Panther Black	Gold	85	N/A	40	N/A					Skid Dimensions 43" x 48"	N/A	\$69.30
		9308-SV-NB	Pleasant Burgundy	Silvervein											
		9308-G-NB	Pleasant Burgundy	Gold											
		9310-G-NB	Panther Black	Gold											
	9350 SILHOUETTE FABRIC UPHOLSTERED	9354-BT	Midnight Blue	Black Sandtex	18	TN	150	2 or 4	6	Box of 2: 38	107	41" x 24" x 18"	10.25	\$78.20	
		9360-BT	Ebony Black	Black Sandtex											
		9361-BT	Chocolatier	Black Sandtex											
	9350 UNBOXED	9354-BT-NB	Midnight Blue	Black Sandtex	85	N/A	40	N/A					Skid dimensions 43" x 48"	N/A	\$72.10
		9360-BT-NB	Ebony Black	Black Sandtex											
		9361-BT-NB	Chocolatier	Black Sandtex											
		9364-SV	Diamond Navy	Silvervein											
	9360 PATTERN FABRIC UPHOLSTERED	9364-G	Diamond Navy	Gold	150	TN	150	2 or 4	6	Box of 2: 38	107	Box of 2: 41" x 24" x 18"	10.25	\$78.20	
		9368-SV	Diamond Burgundy	Silvervein											
		9368-G	Diamond Burgundy	Gold											
9364-SV-NB		Diamond Navy	Silvervein												
9360 UNBOXED	9364-G-NB	Diamond Navy	Gold	85	N/A	40	N/A					Skid dimensions 43" x 48"	N/A	\$72.10	
	9368-SV-NB	Diamond Burgundy	Silvervein												
		9368-G-NB	Diamond Burgundy	Gold											

**All 9300 Series model numbers are available in a choice of color frames; "G" for Gold or "SV" for Silvervein Frame; Insert code for desired color in place of the "G" (for Gold) in the model number. *FedEx/UPS *Does not include weight of shipping pallet

STANDARD SKID IS APPROXIMATELY 40"X48"

PRODUCT	MODEL	DESCRIPTION	PRODUCT WEIGHT	SHIPS FROM	CLASS	PER BOX	BOXES PER SKID	BOX WEIGHT*	UPS/FEDEX DIMENSIONAL WEIGHT	UPS OVERSIZE CHARGE	BOX DIMENSIONS WxDxH	CUBE	LIST PRICE	
CHAIR/TABLE TRANSPORT AND STORAGE														
	STACK CHAIR DOLLY	DY-9000	for 9000 chair	26	NJ, TN	85	1	24	26	63	N/A	20" x 10" x 52"	6.02	\$172.30
	800 FOLDING CHAIR DOLLY	DY-700/800	for 800 chairs	30	NJ CA	85	1	24	31	38	N/A	42" x 19" x 8"	3.7	\$177.20
	STRAP FOR DY700/800 DOLLY	DYS8		1	NJ									\$52.50
	1100 FOLDING CHAIR DOLLY	DY-1100	for 1100 chair	32	TN	85	1	14	34	39	N/A	46" x 19.25" x 7"	3.59	\$208.40
	8100/9000 STACK CHAIR DOLLY	DY-81	for 8100 chair	12	TN	85	1	76	14		N/A	23.5" x 24" x 4"	1.31	\$56.20
	8200 STACK CHAIR DOLLY	DY-82	for Melody 8200 chair	22	TN	85	1	20	24	39	N/A	52" x 25" x 5"	3.77	\$260.70
	8500 STACK CHAIR DOLLY	DY-85	for 8500 chair	52	NJ CA	85	1	16	52	72	N/A	21.5" x 21" x 26"	6.8	\$220.80
	8600 STACK CHAIR DOLLY	DY-86	for 8600 chair	32	TN	85	1	8	32	72	N/A	21.5" x 21" x 26"	6.8	\$163.00
	8700 STACK CHAIR DOLLY	DY-87	for 8700 chair	15	TN	85	1	20	15		N/A	21.5" x 21" x 26"		\$199.00
	FOLDING CHAIR DOLLY	DY-35	for vertical storage 35 chair capacity	60	TN NJ CA	85	1	20 (space of 2 skids)	60		*	77" x 21" x 9"	8.43	\$251.80
	FOLDING CHAIR DOLLY	DY-50	for vertical storage 50 chair capacity	70	TN NJ CA	85	1	20 (space of 2 skids)	70			106" x 21" x 9"	11.6	\$316.20
	CONVERSION DOLLY KIT	USCDK	convert dolly for under stage storage	10	NJ	85	1	80	11		N/A	22" x 23" x 4"	1.18	\$80.60
	FOLDING TABLE DOLLY	DYMU	vertical storage round & rectangular tables	60	TN NJ CA	85	1	10	55	79	N/A	50" x 29" x 9"	7.56	\$310.00
	FOLDING TABLE DOLLY	DY-3072	for horizontal storage max 72"L	58	TN NJ CA	85	1	8	60		*	76" x 31" x 9"	12.27	\$288.30
	FOLDING TABLE DOLLY	DY-3096	for horizontal storage max 96"L	65	TN NJ CA	85	1	9 (space of 2 skids)	66			93" x 31" x 9"	14.7	\$345.10
	ROUND FOLDING TABLE DOLLY	DY-60R	for vertical storage 48" & 60" round table	60	TN NJ CA	85	1	10	55	79	N/A	50" x 29" x 9"	7.56	\$260.50
	FOLDING TABLE DOLLY VERTICAL STORAGE 71"R	DY-71R	for vertical storage 71" round table	76	NJ CA	85	1	7	Box 1: 55 Box 2: 20	79 42	N/A	50" x 29" x 9" 36" x 48" x 3.5"	7.56 3.5	\$314.10
	DOUBLE TIER FOLDING CHAIR/ TABLE DOLLY CHECKERETTE	84	double-tier hanging chair truck	100	TN NJ CA	85	1	10 (space of 2 skids)	105		*	36" x 70.25" x 7.5"	13.32	\$480.10
		84-60	hanging chair truck w/checkerette bars	105	NJ	85	1	10 (space of 2 skids)	112		*	36" x 71" x 9"	13.32	\$525.10
		42-8	table/chair storage truck	88	NJ	85	1	10 (space of 2 skids)	95		*	36" x 71" x 9"	13.32	\$451.10
		42-8-60	combination table/chair/checkerette caddy	93	NJ	85	1	10 (space of 2 skids)	93		*	36" x 71" x 9"	13.32	\$489.70
	#84 ACCESSORIES	EXT-8	High back chair extension bar kit for model 84	6	NJ	85	1	352	7		N/A	16" x 4" x 2"	.08	\$42.70
		C-60	checkerette bar set	7	NJ	85	1	105	8		\$10.85	3" x 70" x 4"	.49	\$72.30
		T-8	table bar	7	NJ	85	1	100	8		\$10.85	3" x 64" x 8"	.89	\$39.70

PLEASE NOTE THE UPS INFORMATION: * NOT UPSable †Does not include weight of shipping pallet

STANDARD SKID IS APPROXIMATELY 40"X48"