

ultraPLAY[®]

A PLAYCORE Company



play solutions for
early childhood and beyond...

Discover a **child's** potential through **PLAY!**

ultraPLAY[®]

A **PLAYCORE** Company

UltraPlay recreation products offer the ideal commercial play solution for homeowners associations, multi-family housing, child development centers, faith-based facilities, and more.

- Affordably priced
- Designed for easy installation
- Meets commercial safety standards
- Great option for community volunteer builds.

The UltraPlay Difference

Providing the ultimate, outdoor play and learning experience for children ages 6 months to 12 years old is not only our passion, it is an expertise supported through research and strategic partnerships with highly respected play scholars through our parent company, PlayCore. The products in this catalog are specially designed to further enrich play in a childhood development and outdoor environment.

Whether you are seeking to provide indoor early childhood play, outdoor community play, or large-scale loose parts play, UltraPlay will help you find the perfect playground for your facility.



Indoor/outdoor play for children under 2

PAGE 2



Our designs are based on educational research developed with PlayCore partnerships and early childhood experts.

6-23 months



Use indoors or outside.
Durable materials withstand full-time outdoor use.


add-on activities for UplayToday	34
swings	35
freestanding activities	36
site amenities	53
shade & shelter	54
warranty	55
safety surfacing	56
mounting & surfacing recommendations	57





Incorporate learning outdoors

PAGE **8**



Quality play equipment that promotes learning and makes a positive impression on your facility.

6-23 months & 2-5 years



Exclusive TouchMath® panel promotes math concepts, available on all 2-5 structures.

UPLAY TODAY™

Build & play in one day

PAGE **18**



Maximum play value encouraging children to learn, grow, and lead healthy lifestyles.

2-5 years & 5-12 years



Commercial playground solution for play spaces where residential equipment is not appropriate.

NatureROCKS®
A boulder way to play!™

Climb on realistic boulders & nets

PAGE **48**



NatureRocks is a dynamic climbing experience for all abilities that encourages problem solving while developing strength, balance, and endurance.

2-5 years & 5-12 years




Freenotes™
Harmony Park
A PLAYCORE Company

PAGE **44**
Outdoor music



PAGE **40**
Loose Parts play



Play systems powered by a Child's Imagination



What makes



The makers of Early Play have little ones too, and we want only the best and most stimulating play activities to enrich the play and learning experiences of young children. Children under the age of two are growing at a rapid rate, and it is through play that they absorb the world around them. **Early Play provides a variety of sensory-rich opportunities to help promote best practices to meet licensing and accreditation requirements for early childhood.**

Early Play combines crawling and climbing with creative and fun elements of development for children under two. Children will love to play and discover with their friends while learning concepts such as cause-and-effect and gaining confidence with gross and fine motor skills.

1 Spinning Shapes and Gears
develop fine motor skills

2 Cruise Rail
for practicing walking and standing

3 Mirror inspires self-discovery
and recognition

4 Bubble Panel facilitates teacher
and peer interaction

5 Visual Wheel
for sensory stimulation

6 Indoor or Outdoor
Ideal for indoor or
outdoor play areas



Use Indoors or Out in Early Childhood Settings



No mounting required, making it easy to use them inside or out.



Durable materials are appropriate for full-time outdoor use.



Inground mounting options.

the perfect solution?

Meets
ASTM F2373
standard
for ages
6-23 months

What are customers saying?

"The children I work with are between 10 & 22 months. I enjoy the flexibility and variety of activities on the play area that help build their large motor skills."

—Jennifer, Memorial Hospital's Children's Learning Center


4



5




6



Excellent Solution for Early Education Centers

Early Play complies with national commercial safety standards to help meet licensing and accreditation requirements.

**Polyurethane
Foam Interior**



Durable & Weather Resistant
Polyurea Skin

ComfyTuff coated foam can be left outside, is mold/mildew resistant, and is soft for crawlers and toddlers.



Steel decks offer the same quality as traditional playground decks. Plastic coating softens the edges and helps regulate temperature.



Configurable options are perfect for early childhood centers with limited space.



All surfaces are easy to clean.




6-23 months

Crawl & Toddle

featuring a coated steel platform

Color Theme:	UP133 natural UP132 playful
Dimensions:	5' 2" L x 3' 8" W x 2' 9" H 157 cm x 112 cm x 84 cm
Kid Capacity:	8
Use Zone:	11' 2" x 9' 8" 340 cm x 295 cm
Surface Mount Kit*	UP135
Inground Kit*	UP134

* Surface Mount and Inground packages sold separately.



UP133 natural (Top View)



UP133 natural (Back View)

Meets ASTM F2373 standards and CPSC standards for ages 6-23 months.

NAEYC

Criterion Number 9.B.01

RAMPS AND A PULL-UP BAR:

Young children are able to develop gross motor skills.

Outdoor play areas, designed with equipment that is age and developmentally appropriate and that is located in clearly defined space with semiprivate areas where children can play alone or with a friend, accommodate motor experiences such as balancing, crawling, and climbing.


color it



or



UP137 natural (Top View)



Cruise-a-Long

featuring Coated Steel Platform

Color Theme:	UP139 natural UP138 playful
Dimensions:	5' 2" L x 2' 1" W x 2' 9" H 157 cm x 64 cm x 84 cm
Kid Capacity:	6
Use Zone:	8' 1" x 11' 2" 246 cm x 340 cm
Surface Mount Kit*	UP141
Inground Kit*	UP140

* Surface Mount Kit and Inground Kit packages sold separately



UP137 natural (Back View)



*Not for installation over hard surfaces such as concrete, asphalt, or packed earth. Refer to ASTM F2373 for public and supervised surfacing and use zone requirements. ASTM F2373 is available for purchase at www.astm.org.

ComfyTuff
SURFACE PROVIDES extra comfort



UP130 playful (Back View)



UP130 playful (Top View)

Crawl & Toddle featuring ComfyTuff Platform

The Crawl & Toddle, available with ComfyTuff or Coated Steel Deck, combines creative and fun elements of development for children ages 6-23 months: Cruise Rail, Spinning Shapes and Gears, Bubble Panel, Visual Wheel, three ways to climb including stairs and a ramp. Hand holds are placed throughout to provide support for new walkers and cruisers.

Color Theme:	UP131 natural UP130 playful
Dimensions:	4' 8" L x 3' 6" W x 2' 9" H 142 cm x 107 cm x 84 cm
Kid Capacity:	8
Use Zone:	10' 8" x 9' 6" 325 cm x 290 cm
Surface Mount Kit*	UP135
Inground Kit*	UP134

*Surface Mount Kit and Inground Kit packages sold separately

color it



or



SMALL USE ZONE
Units featuring ComfyTuff have a smaller use zone than units featuring a coated steel deck to comply with ASTM standards for 6-23 months




Ideal for indoor classrooms!

Cruise-a-Long featuring ComfyTuff Platform

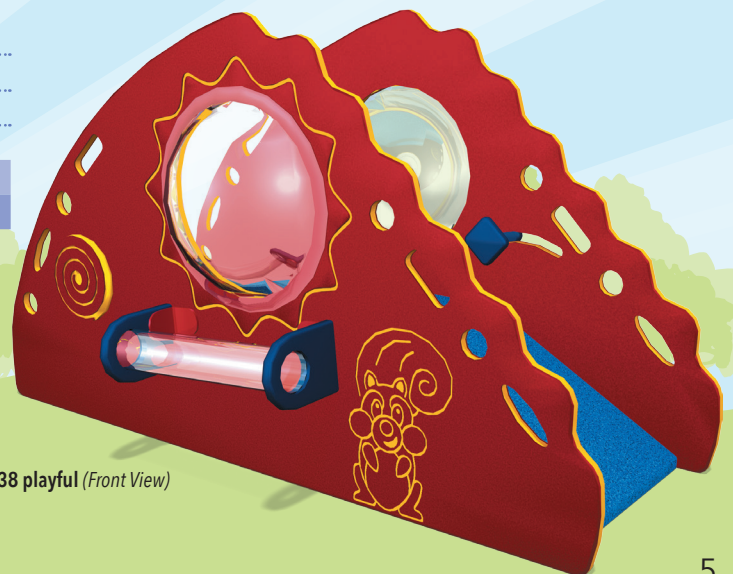
The Cruise-a-Long carries the same great benefits as the Crawl & Toddle; with two access points instead of three. Perfect for slightly smaller spaces.

Color Theme:	UP137 natural UP136 playful
Dimensions:	4' 8" L x 2' 6" W x 2' 9" H 142 cm x 76 cm x 84 cm
Kid Capacity:	6
Use Zone:	10' 6" x 8' 0" 320 cm x 244 cm
Surface Mount* Kit	UP141
Inground Kit*	UP140

*Surface Mount Kit and Inground Kit packages sold separately



UP138 playful (Top View)



UP138 playful (Front View)



6-23 months

Learn-a-Lot Play Station & Sensory Wall

Learn-a-Lot is perfect for use indoors or out, and provides a varietal addition to any play space. The Learn-a-Lot can be configured in a square or zig-zag, depending on preference.

color it

Playful

or

Natural

NAEYC

Criterion Number 5.A.06

CAN BE USED INDOORS!

Indoor equipment for large motor activities meets national safety standards and should be supervised at the same level as outdoor equipment.



Easy configuration!

Versatile in design, Learn-a-Lot is easily reconfigurable to meet facility needs and to provide variety for users.



4-Panel configuration

Color Theme:	UP143 natural UP142 playful
Dimensions:	6' 2" L x 6' 7" W x 11" H 188 cm x 201 cm x 61 cm
Kid Capacity:	16
Use Zone:	12' 9" x 12' 9" 389 cm x 389 cm
Surface Mount Kit*	UP145
Inground Kit*	UP144

* Surface Mount Kit and Inground Kit packages sold separately

NAEYC

Criterion Number 2.J.06

CHIMES & MUSIC WHEEL:

Children explore music and movement while creatively expressing themselves.

Children are provided many and varied open-ended opportunities and materials to express themselves creatively through music.

2-Panel configuration

Color Theme:	UP150 natural (2 Green panels) UP149 playful (2 Yellow panels)
Dimensions:	6' 2" L x 6' 2" W x 11" H 188 cm x 188 cm x 61 cm
Kid Capacity:	12
Use Zone:	12' 6" x 12' 6" 381 cm x 381 cm
Surface Mount Kit*	UP152
Inground Kit*	UP151

* Surface Mount Kit and Inground Kit packages sold separately



*Not for installation over hard surfaces such as concrete, asphalt, or packed earth. Refer to ASTM F2373 for public and supervised surfacing and use zone requirements. ASTM F2373 is available for purchase at www.astm.org.



Mirror



Spinning Flowers



Spinning Game


The Big Outdoors

Meets ASTM F2373 standards and CPSC standards for ages 6-23 months.

The Big Outdoors allows young tots to recognize familiar objects from their own backyard. With recycled deck slats for flooring, the Big Outdoors provides a unique venue for exploration.

Colors (as shown):	UP146 playful
Dimensions:	6' 9" L x 3' 4" W x 2' 3" H 206 cm x 102 cm x 69 cm
Kid Capacity:	16
Use Zone:	9' 4" x 12' 9" 284 cm x 389 cm
Surface Mount Kit*	UP148
Inground Kit*	UP147

* Surface Mount Kit and Inground Kit packages sold separately



Back View

Developmental Benefits Include:

- Object Recognition
- Expressive/Receptive Language Skills
- Cause-and-Effect
- Fine Motor Skills
- Gross Motor Skills
- Dramatic Play

NAEYC
Criterion Number 2.G.01

SPINNING GAME:

Children utilize fine motor skills as they spin multiple gears. Infants and toddlers/twos are provided varied opportunities and materials to discover that they can make things happen and solve simple problems.



Front View

Squirrel and Acorns

Rabbit and Carrots

Dog House with Peek-a-Boo Window

Recycled Deck Slats

*Not for installation over hard surfaces such as concrete, asphalt, or packed earth. Refer to ASTM F2373 for public and supervised surfacing and use zone requirements. ASTM F2373 is available for purchase at www.astm.org.

Discovery CENTERS™

Discovery Centers offer a variety of standards-based developmental and educational activities that spark the imagination and inspire exploration.



What are customers saying?

"The children love the many different activities on one piece of equipment and as a teacher I love that they are fairly close together. It makes visual supervision easier. I like that the children are able to transition from one activity to another easily."


—Mandy, Memorial Hospital's Children's Learning Center



Built To Last

Made from durable, **commercial playground materials** including heavy-duty galvanized steel uprights.

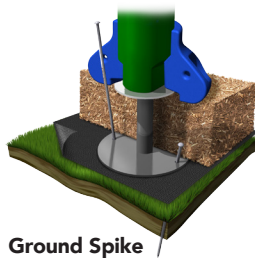
Attractive covers protect connections and provide a finished look.



DC5 (see page 17)

Benefits


- Affordable
- Easy to install
- Commercially compliant
- Superior detail and variety for hours of activity
- Increased teacher interaction
- Quick Ship
- Meets ASTM F1487




Ground Spike

Mounting Options

Choose from Ground Spike or Surface Mount. Inground kits sold separately.



Anchor Bolt



Inground Kit

Helps meet best practices & licensing requirements in early childhood program standards.

- 1** Gross Motor Development
A variety of opportunities for physical activity and exploration through sliding, climbing, jumping, and large motor development.
- 2** Music & Movement
Multiple types of music, such as the Bongos & Rain Wheel, and auditory experiences encourage movement, creativity, and self-expression.
- 3** Dramatic Play
Open-ended play areas, like the Store Panel, encourage children to think creatively, use their imaginations, and socialize with friends.
- 4** Fine Motor Development
The Gear Panel, Clock Panel, and other small motor activities help develop strength, eye-hand coordination, and dexterity.
- 5** Multi-sensory Experiences
Sensory rich play experiences, like the Telescope, provide auditory, visual, or tactile feedback and help meet individual learning needs.
- 6** Creative Arts
The Bench Seat provides raised graphics that bring creative arts and literacy development outdoors.
- 7** Relaxing Areas
Under Roof enclosures and deck areas provide cozy spots to play independently or with peers.



5



6



7



DC-SS



DC-SEEDR

6-23 months

DC-SS

Discovery Center Super Sprout

DC-SSR

Ages: 6-23 months
 Activities: 6
 Kid Capacity: 6-8
 Fall Height: 1'3" | 38cm
 Unit Weight: 278 lbs. w/o roof
 370 lbs. w/ roof
 Use Zone: 14'2" x 10'5" | 432 cm x 318 cm
 For supervised area

Mounting Kits not required

For Loose Fill Surfacing

Anchor Bolt 02-08-0163
 Ground Spike 02-08-0164

For Unitary Surfacing

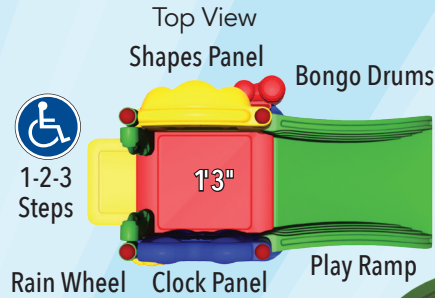
Anchor Bolt 02-08-0163
 Ground Spike 02-08-0165



Molded edge provides a natural handhold for children learning to pull up, stand, and walk




1-2-3 Steps



Rain Wheel Clock Panel Play Ramp

Animals, shapes, numbers, and letters recognition engages staff with children



DC-SSR

Discovery Center Sprout with Roof(R) option

DC-SEED

DC-SEEDR

Discovery Center Seedling

Ages: 6-23 months
 Activities: 8
 Kid Capacity: 8-10
 Fall Height: 1'10" | 38cm
 Unit Weight: 366 lbs. w/o roof
 448 lbs. w/ roof
 Use Zone: 13'7" x 13'5" | 414 cm x 409 cm w/o roof
 13'10" x 13'8" | 422 cm x 417 cm w/ roof
 For supervised area

Mounting Kits (Required)

For Loose Fill Surfacing

Anchor Bolt 02-08-0166
 Ground Spike 02-08-0167

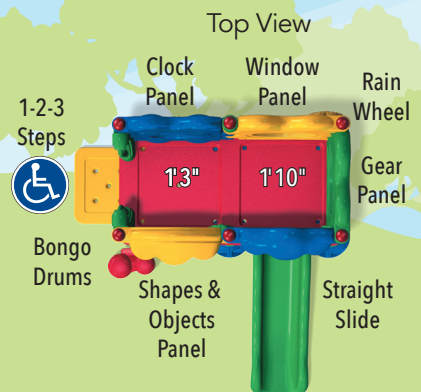
For Unitary Surfacing

Anchor Bolt 02-08-0166
 Ground Spike 02-08-0168



DC-SEED

Discovery Center Seedling without Roof(R) option



1-2-3 Steps



Bongo Drums

Shapes & Objects Panel

Straight Slide



Adult-sized pass through area encourages interaction



DC-SAPR

Discovery Center Sapling



6-23 months



Ages:	6-23 months
Activities:	10
Kid Capacity:	15-25
Fall Height:	1' 10" 56 cm
Unit Weight:	673 lbs.
Use Zone:	14'5" x 19'6" 439 cm x 594 cm

Play ramp features animals, shapes, ABC's and numbers to encourage language development and counting skills.

Mounting Kits (Required)

For Loose Fill Surfacing

Anchor Bolt	02-08-0619
Ground Spike	02-08-0170

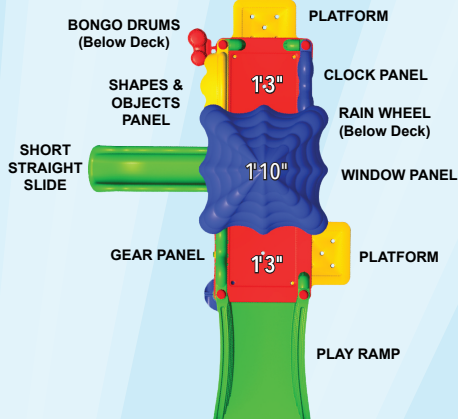
For Unitary Surfacing

Anchor Bolt	02-08-0619
Ground Spike	02-08-0171



Reverse View

Top View



DC-PLAY

Discovery Center Playhouse

Ages:	6-23 months
Activities:	6
Kid Capacity:	15-25
Fall Height:	N/A
Unit Weight:	314 lbs.
Use Zone:	13'8" x 11'10" 417cm x 361 cm

Mounting Kits (Required)

For Loose Fill Surfacing

Anchor Bolt	02-08-0189
Ground Spike	02-08-0187

For Unitary Surfacing

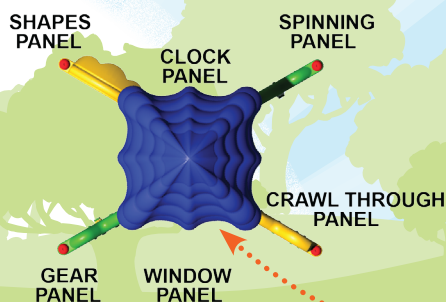
Anchor Bolt	02-08-0189
Ground Spike	02-08-0188



Side View

Open design offers excellent visibility for supervisors.

Top View



Quality play equipment helps make a positive impression with parents.



The telescope panel promotes dramatic play.

DC-1SM



TOUCHMATH
 WWW.TOUCHMATH.COM 1-800-888-9191

All Discovery Centers for 2-5 years exclusively feature an interactive TouchMath® learning panel and free printed curriculum for bringing learning outdoors. TouchMath is an award-winning multi-sensory math curriculum designated for ages 2-5 years old.



Each TouchMath Panel comes with:

- Training Manual
- Classroom Sampler and Activity Panel Poster
- TouchMath Activity Panel Manual

For more information, please visit:
www.touchmath.com/playcore



DC-2MDR

DC-1SM

Discovery Center 1

This efficient design is ideal for home early childhood centers, and can be used indoors or outside.

Ages:	2-5 years
Activities:	2 ground level, 5 elevated
Kid Capacity:	5-10
Fall Ht:	3' 1.5" 96 cm
Unit Weight:	415 lbs.
Use Zone:	22' x 22' 264 cm x 264 cm

Mounting Kits (Required)

For Loose Fill Surfacing

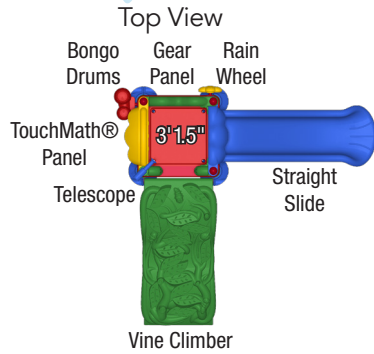
Anchor Bolt	02-08-0201
Ground Spike	02-08-0200

For Unitary Surfacing

Anchor Bolt	02-08-0201
Ground Spike	02-08-0202



2-5 years



Kids will discover lady bugs, ants and caterpillars in the Vine Climber.

DC-2MDR

Discovery Center 2

Maximum play value is packed into a compact design, inspiring fine and gross motor development.

Ages:	2-5 years
Activities:	2 ground level, 7 elevated
Kid Capacity:	10-15
Fall Ht:	3' 1.5" 96 cm
Unit Weight:	688 lbs.
Use Zone:	22' x 27' 264 cm x 324 cm

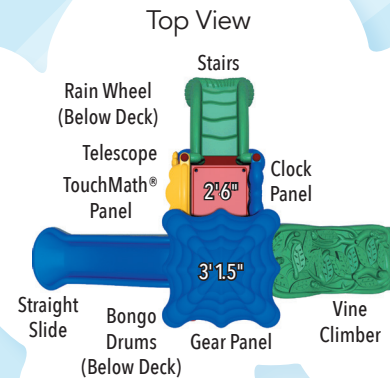
Mounting Kits (Required)

For Loose Fill Surfacing

Anchor Bolt	02-08-0204
Ground Spike	02-08-0203

For Unitary Surfacing

Anchor Bolt	02-08-0204
Ground Spike	02-08-0205

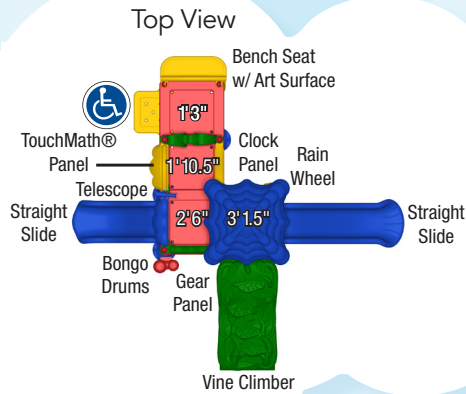


Roof features leafy canopy underside!



Moving the hands on the Clock Panel promotes fine motor development.





DC-4LG

Discovery Center 4

Our most popular design provides multiple climbing and sliding opportunities for up to 20 children.

Ages:	2-5 years
Activities:	4 ground level, 6 elevated
Kid Capacity:	15-20
Fall Ht:	3' 1.5" 96cm
Unit Weight:	875 lbs.
Use Zone:	27' x 28' 324cm x 854cm

Mounting Kits (Required)

For Loose Fill Surfacing

Anchor Bolt	02-08-0207
Ground Spike	02-08-0206

For Unitary Surfacing

Anchor Bolt	02-08-0207
Ground Spike	02-08-0208



DC-5XLG

Discovery Center 5

Superior detail and variety for hours of activity and increased teacher interaction. The DC-5XLG offers the longest slide in the Discovery Center product line.

Ages:	2-5 years
Activities:	5 ground level, 7 elevated
Kid Capacity:	20-25
Fall Ht:	3'9" 115cm
Unit Weight:	1,140 lbs.
Use Zone:	28' x 31' 854cm x 945cm

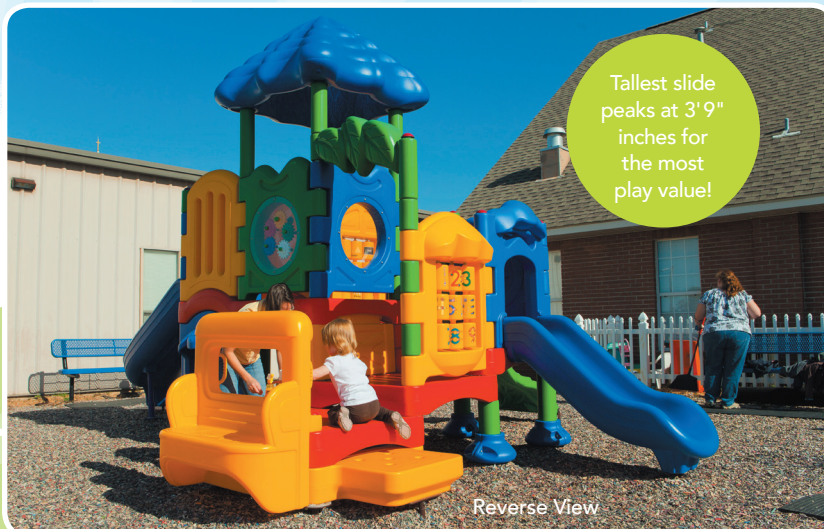
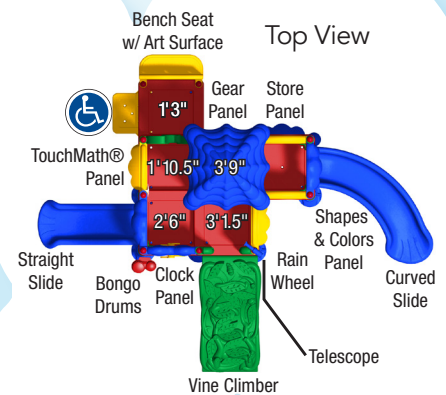
Mounting Kits (Required)

For Loose Fill Surfacing

Anchor Bolt	02-08-0210
Ground Spike	02-08-0209

For Unitary Surfacing

Anchor Bolt	02-08-0210
Ground Spike	02-08-0211



Meets or exceeds ADA guidelines for accessibility. Includes all activities from DC-4 plus a Store Panel, Shapes & Colors Panel, and a longer Curved Slide for added play value.



5 Reasons to BUY



1

EASY
TO INSTALL

Easy to Install
No Concrete or Digging Required

2



Ships in 7 Days
Fast Delivery to Your Site

3



IPEMA Certified
Meets Commercial Standards

4



ADA Accessible
Meets ADA Requirements

5



Saves Money
Affordable, Great for Volunteer Builds



Easy Set Up

UPlayToday is the commercial play solution for play spaces where residential equipment is not appropriate:

- Churches
- Apartments
- Early Childhood Centers
- Any Supervised Play Area
- Age appropriate for ages 2-5 or 5-12 years

Mounting Options

Anchor Bolt and Inground kits sold separately. See page 57 for more information.



Ground Spike/Surface Mount


Included with all structures. Used to secure structure on top of ground. Use this option with loose fill surfacing.
(Not recommended for sandy or loamy soil conditions)



No digging or concrete required for an easy install


Anchor Bolt Surface Mount

Sold separately. Used to secure structure to concrete. Use this option with poured-in-place surfacing or rubber tiles.



Concrete Inground Mount

Sold separately. Used to secure structure in the ground. Use this option with loose fill, poured-in place, or rubber tile surfacing.



UPLAY TODAY™

Product Features

- Robust 3½" round steel uprights
- Premium quality double wall roof, panels, and slide entries
- Tested in the USA and meets or exceeds IPEMA safety standards
- Nature details integrated throughout all structures
- Three mounting options
- Multiple ground level activities so everyone can play
- Available in Natural(N) or Playful(P) color options

UPLAY-009-P Carson's Canyon (see page 21)



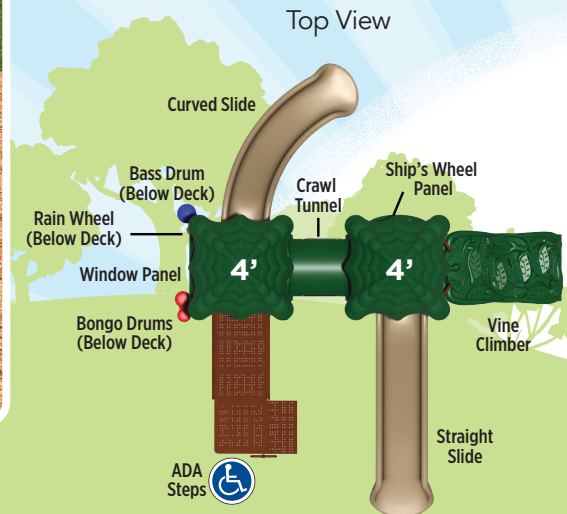


UPLAY-003-N
signal springs

Age: 2-5 or 5-12
Activities: 8
Kid Capacity: 15-20
Use Zone: 29'10" x 27'7"
Fall Height: 4'0" | 122cm



Specify Color option	MOUNTING KITS (Required)		
Play Structure	Ground Spike	Anchor Bolt	Inground Kit
UPLAY-003-N Signal Springs (natural)	Included	33-12-0087	33-12-0088
UPLAY-003-P Signal Springs (playful)	Included	33-12-0087	33-12-0088



pike's peak UPLAY-014-P

UPLAY TODAY™

2-5 or 5-12 years

Age: 2-5 or 5-12

Activities: 13

Kid Capacity: 30-40

Use Zone: 28'1" x 34'5"

Fall Height: 4'0" | 122cm



Specify Color option

MOUNTING KITS (Required)

Play Structure

Ground Spike Anchor Bolt Inground Kit

UPLAY-014-N Pike's Peak (natural)

Included 33-12-0132 33-12-0104

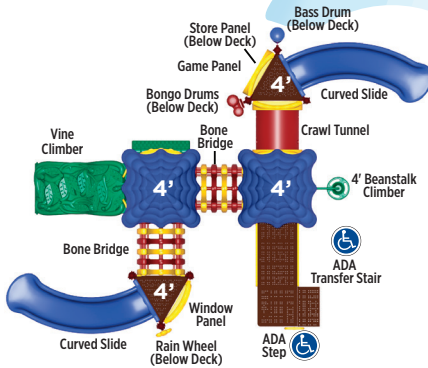
UPLAY-014-P Pike's Peak (playful)

Included 33-12-0132 33-12-0104



Reverse View

Top View



carson's canyon UPLAY-009-P

Age: 2-5 or 5-12

Activities: 11

Kid Capacity: 20-25

Use Zone: 27'1" x 38'5"

Fall Height: 5'0" | 153cm



Specify Color option

MOUNTING KITS (Required)

Play Structure

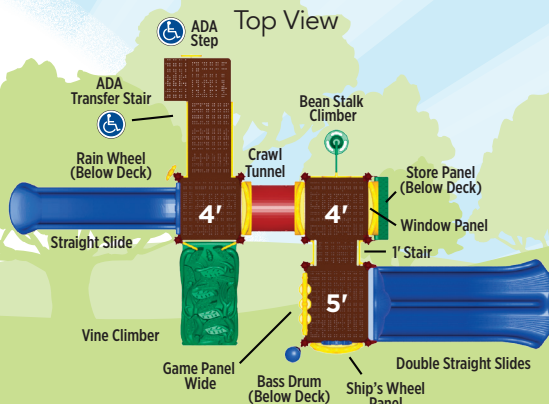
Ground Spike Anchor Bolt Inground Kit

UPLAY-009-N Carson's Canyon (natural)

Included 33-12-0097 33-12-0098

UPLAY-009-P Carson's Canyon (playful)

Included 33-12-0097 33-12-0098



WARNING: Installation over a hard surface such as concrete, asphalt, or packed earth may result in serious injury from falls.



cumberland gap UPLAY-007-P

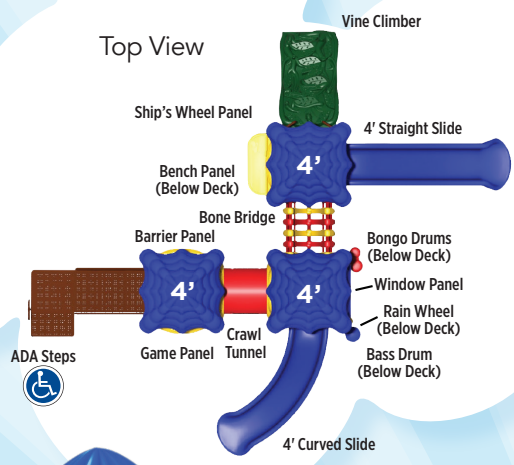
Age: 2-5 or 5-12
 Activities: 11
 Kid Capacity: 20-25
 Use Zone: 32'8" x 35'5"
 Fall Height: 4'0" | 122cm

UPLAYTODAY™
STRUCTURES MEET
ADA
REQUIREMENTS

color it
(N) Natural
or
(P) Playful

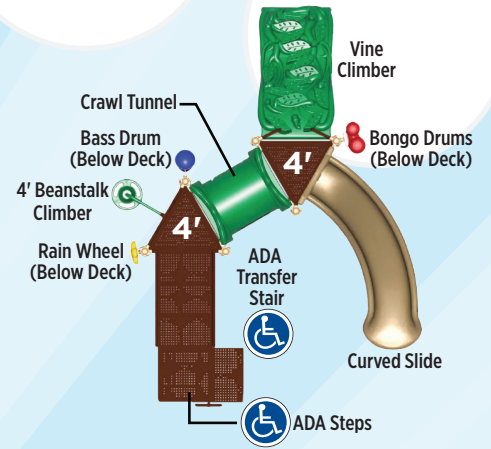
DURABLE
3 1/2"
DIAMETER
GALVANIZED
STEEL UPRIGHT
POSTS

Specify Color option	MOUNTING KITS (Required)		
Play Structure	Ground Spike	Anchor Bolt	Inground Kit
UPLAY-004-N Cumberland Gap (natural)	Included	33-12-0053	33-12-0095
UPLAY-004-P Cumberland Gap (playful)	Included	33-12-0053	33-12-0095





Top View



deer creek UPLAY-002-N

Age: 2-5 or 5-12

Activities: 7

Kid Capacity: 15-20

Use Zone: 27'6" x 23'11"

Fall Height: 4'0" | 122cm



Specify Color option	MOUNTING KITS (Required)		
Play Structure	Ground Spike	Anchor Bolt	Inground Kit
UPLAY-002-N Deer Creek (natural)	Included	33-12-0085	33-12-0086
UPLAY-002-P Deer Creek (playful)	Included	33-12-0085	33-12-0086



Reverse View






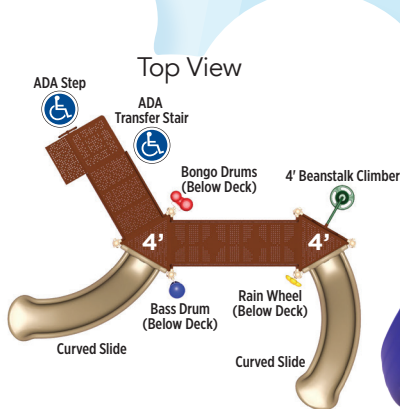


hamilton ridge UPLAY-004-P

UPLAY TODAY™




2-5 or 5-12 years

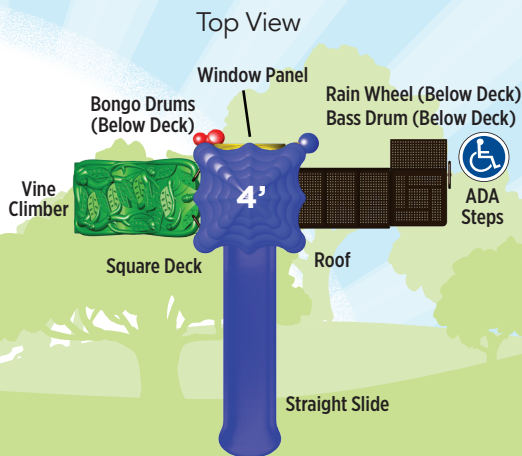
Age: 2-5 or 5-12	  
Activities: 7	
Kid Capacity: 15-20	
Use Zone: 26'11" x 29'2"	
Fall Height: 4'0" 122cm	
Specify Color option	MOUNTING KITS (Required)
Play Structure	Ground Spike Anchor Bolt Inground Kit
UPLAY-004-N Hamilton Ridge (natural)	Included 33-12-0089 33-12-0090
UPLAY-004-P Hamilton Ridge (playful)	Included 33-12-0089 33-12-0090



Reverse View

south fork UPLAY-001-P

Age: 2-5 or 5-12	  
Activities: 5	
Kid Capacity: 10-15	
Use Zone: 24'5" x 26'4"	
Fall Height: 4'0" 122cm	
Specify Color option	MOUNTING KITS (Required)
Play Structure	Ground Spike Anchor Bolt Inground Kit
UPLAY-001-N South Fork (natural)	Included 33-12-0047 33-12-0084
UPLAY-001-P South Fork (playful)	Included 33-12-0047 33-12-0084



Reverse View

WARNING: Installation over a hard surface such as concrete, asphalt, or packed earth may result in serious injury from falls.



everett's landing UPLAY-021-N ▲

hawk's nest UPLAY-017-P ▼

Age: 2-5 or 5-12
 Activities: 9
 Kid Capacity: 20-25
 Use Zone: 30'7" x 31'10"
 Fall Height: 5'0" | 153cm

UPLAYTODAY™ STRUCTURES MEET ADA REQUIREMENTS

color it (N) Natural or (P) Playful

DURABLE 3 1/2" DIAMETER GALVANIZED STEEL UPRIGHT POSTS

Specify Color option	MOUNTING KITS (Required)		
Play Structure	Ground Spike	Anchor Bolt	Inground Kit
UPLAY-021-N Everett's Landing (natural)	Included	33-12-0146	33-12-0147
UPLAY-021-P Everett's Landing (playful)	Included	33-12-0146	33-12-0147

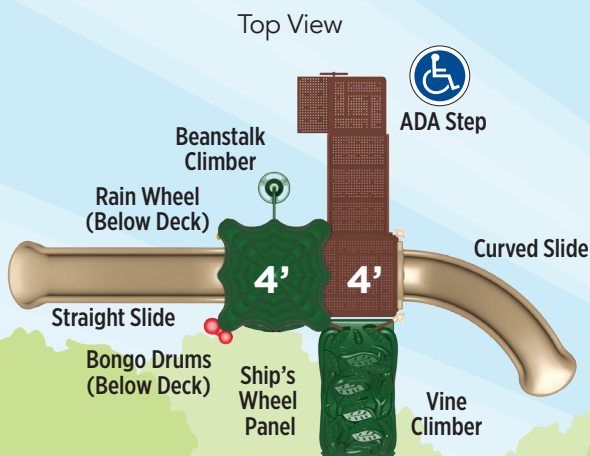
Age: 2-5 or 5-12
 Activities: 7
 Kid Capacity: 15-20
 Use Zone: 26'4" x 32'10"
 Fall Height: 4'0" | 122 cm

UPLAYTODAY™ STRUCTURES MEET ADA REQUIREMENTS

color it (N) Natural or (P) Playful

DURABLE 3 1/2" DIAMETER GALVANIZED STEEL UPRIGHT POSTS

Specify Color option	MOUNTING KITS (Required)		
Play Structure	Ground Spike	Anchor Bolt	Inground Kit
UPLAY-017-N Hawk's Nest (natural)	Included	33-12-0134	33-12-0135
UPLAY-017-P Hawk's Nest (playful)	Included	33-12-0134	33-12-0135





falcon's roost UPLAY-019-P


Age: 2-5 or 5-12

Activities: 11

Kid Capacity: 20-25

Use Zone: 26'1" x 39'3"

Fall Height: 5'0" | 153cm



Specify Color option

MOUNTING KITS (Required)

Play Structure

Ground Spike Anchor Bolt Inground Kit

UPLAY-019-N Falcon's Roost (natural)

Included

33-12-0140

33-12-0141

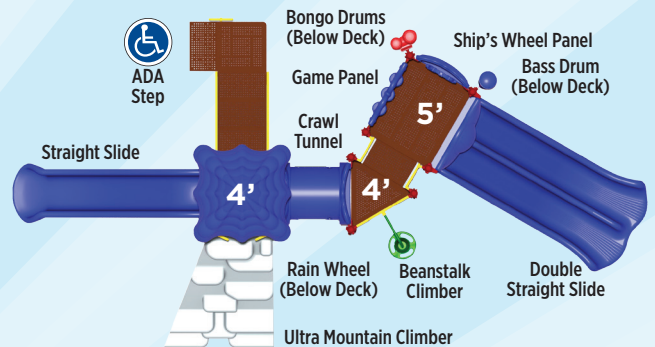
UPLAY-019-P Falcon's Roost (playful)

Included

33-12-0140

33-12-0141

Top View



Reverse View



maddie's chase UPLAY-006-P

Age: 5-12

Activities: 8

Kid Capacity: 25-35

Use Zone: 27'8" x 32'10"

Fall Height: 7'6" | 214cm



Specify Color option

MOUNTING KITS (Required)

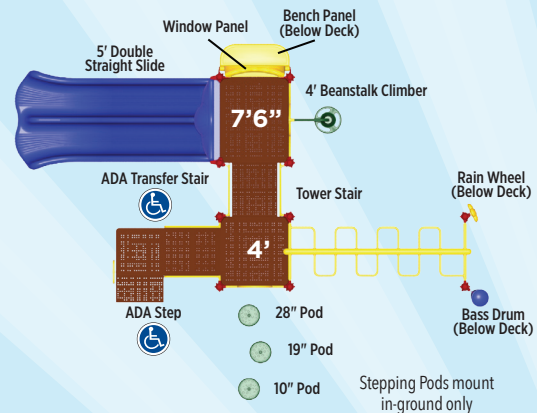
Play Structure

Ground Spike Anchor Bolt Inground Kit

UPLAY-006-N Maddie's Chase (natural) Included 33-12-0093 33-12-0094

UPLAY-006-P Maddie's Chase (playful) Included 33-12-0093 33-12-0094

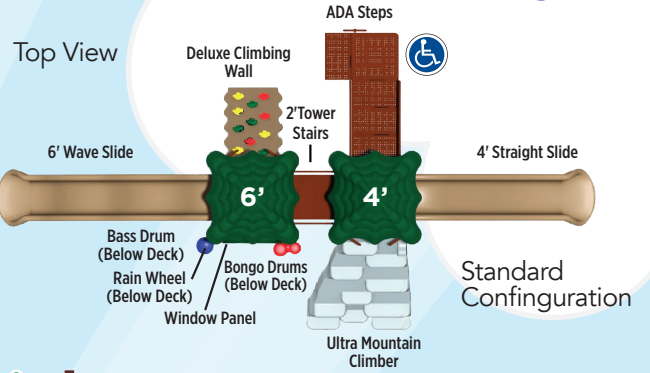
Top View





UPLAY TODAY™

5-12 years



bighorn

UPLAY-008-N

Age: 5-12

Activities: 7

Kid Capacity: 15-20



Use Zone for Space Saver Configuration: 29'2" x 29'8"

Use Zone for Space Standard Configuration: 25'4" x 38'11"

Fall Height: 6'0" | 183cm

Specify Color option	MOUNTING KITS (Required)		
Play Structure	Ground Spike	Anchor Bolt	Inground Kit
UPLAY-008-N Bighorn (natural)	Included	33-12-0054	33-12-0096
UPLAY-008-P Bighorn (playful)	Included	33-12-0054	33-12-0096



boulder point

UPLAY-079-N

Age: 5-12

Activities: 9

Kid Capacity: 20-30

Use Zone: 34'7" x 36'7"

Fall Height: 6'0" | 183cm



Specify Color option	MOUNTING KITS (Required)		
Play Structure	Ground Spike	Anchor Bolt	Inground Kit
UPLAY-079-N Boulder Point (natural)	Included	33-12-0082	33-12-0110
UPLAY-079-P Boulder Point (playful)	Included	33-12-0082	33-12-0110



THINK
beyond **PLAY...**
add border timbers

SEE PAGE 57

WARNING: Installation over a hard surface such as concrete, asphalt, or packed earth may result in serious injury from falls.



timber glen UPLAY-005-P

Age: 5-12
Activities: 6
Kid Capacity: 10-15
Use Zone: 30'1" x 27'8"
Fall Height: 6'0" | 183cm

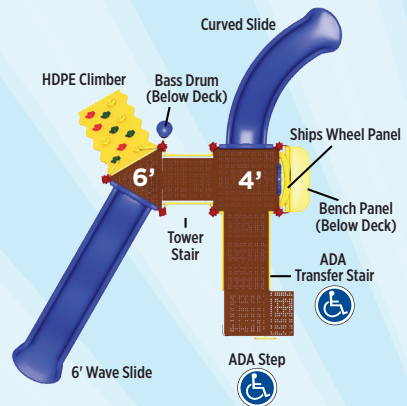
UPLAYTODAY™
STRUCTURES MEET
ADA
REQUIREMENTS

color it
 (N) Natural
 or
 (P) Playful

DURABLE
3 1/2"
 DIAMETER
 GALVANIZED
 STEEL UPRIGHT
 POSTS

Specify Color option	MOUNTING KITS (Required)		
Play Structure	Ground Spike	Anchor Bolt	Inground Kit
UPLAY-005-N Timber Glen (natural)	Included	33-12-0091	33-12-0092
UPLAY-005-P Timber Glen (playful)	Included	33-12-0091	33-12-0092

Top View



slide mountain UPLAY-015-N

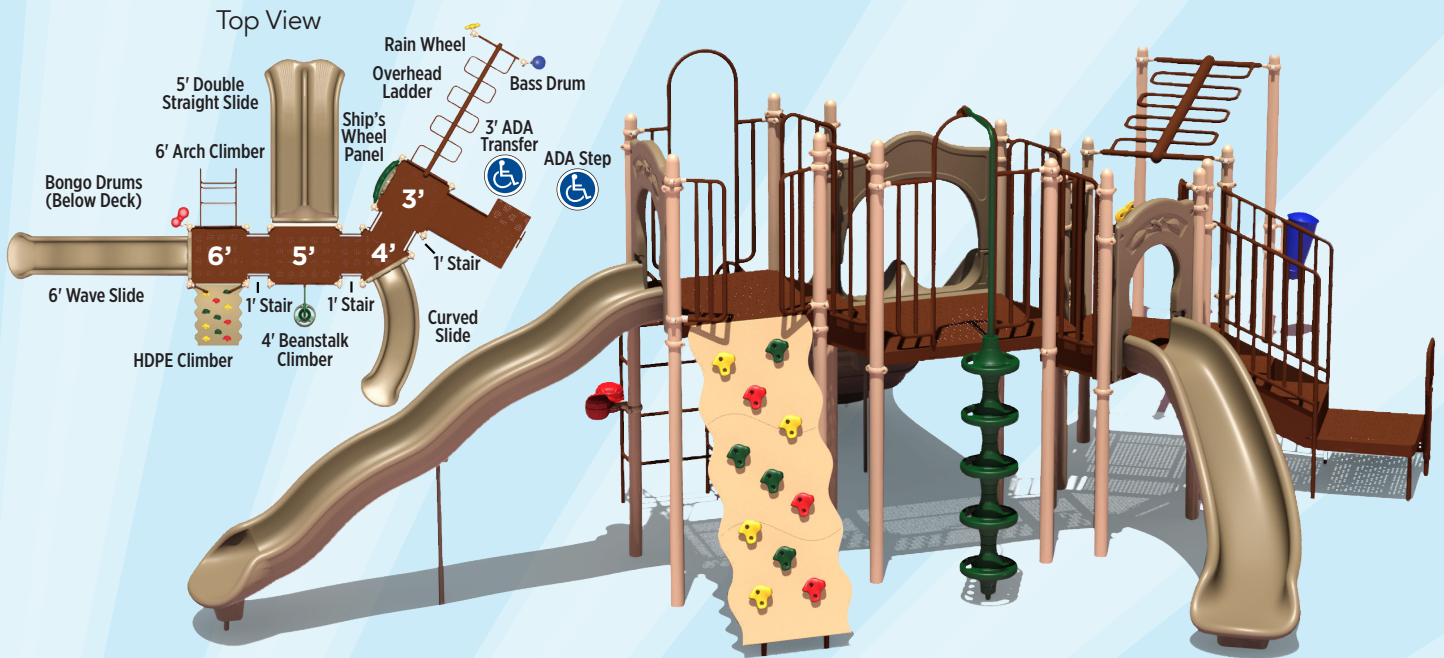
UPLAY TODAY™

5-12 years

Age: 5-12
 Activities: 11
 Kid Capacity: 30-40
 Use Zone: 47' x 37'
 Fall Height: 7'6" | 229cm



Specify Color option	MOUNTING KITS (Required)		
Play Structure	Ground Spike	Anchor Bolt	Inground Kit
UPLAY-015-N Slide Mountain (natural)	Included	33-12-0105	33-12-0106
UPLAY-005-P Slide Mountain (playful)	Included	33-12-0105	33-12-0106

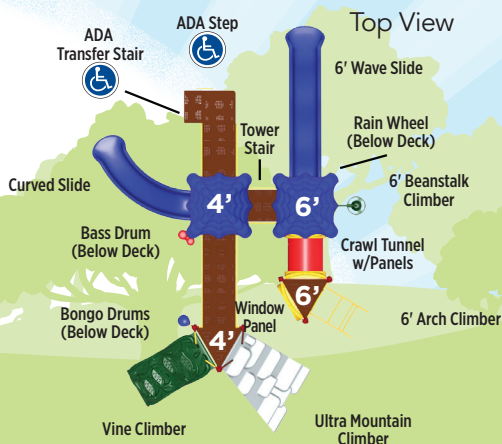


clingman's dome UPLAY-016-P

Age: 5-12
 Activities: 10
 Kid Capacity: 35-45
 Use Zone: 38'2" x 29'4"
 Fall Height: 6'0" | 183cm



Specify Color option	MOUNTING KITS (Required)		
Play Structure	Ground Spike	Anchor Bolt	Inground Kit
UPLAY-016-N Clingman's Dome (natural)	Included	33-12-0907	33-12-0108
UPLAY-016-P Clingman's Dome (playful)	Included	33-12-0907	33-12-0108



WARNING: Installation over a hard surface such as concrete, asphalt, or packed earth may result in serious injury from falls.



rainbow lake

UPLAY-012-P

Age: 5-12

Activities: 10

Kid Capacity: 20-30

Use Zone: 27'7" x 44'8"

Fall Height: 6'0" | 183cm



Specify Color option

MOUNTING KITS (Required)

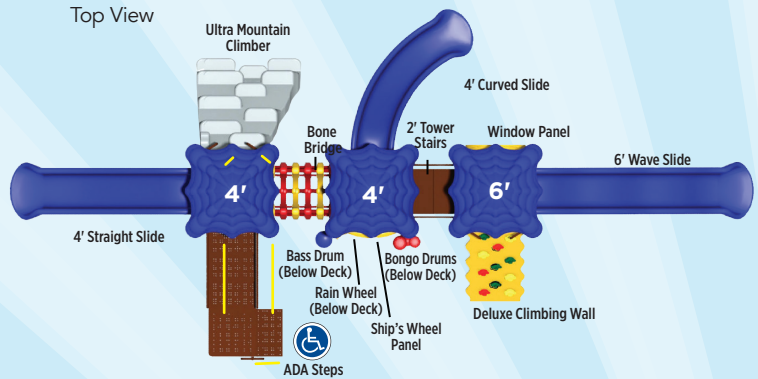
Play Structure

Ground Spike Anchor Bolt Inground Kit

UPLAY-012-N Rainbow Lake (natural) Included 33-12-0055 33-12-0101

UPLAY-012-P Rainbow Lake (playful) Included 33-12-0055 33-12-0101

Top View



Reverse View



big sky

UPLAY-080-N

Age: 5-12

Activities: 12

Kid Capacity: 35-45

Use Zone: 38'11" x 42'9"

Fall Height: 6'0" | 183cm



Specify Color option

MOUNTING KITS (Required)

Play Structure	Ground Spike	Anchor Bolt	Inground Kit
UPLAY-080-N Big Sky (natural)	Included	33-12-0083	33-12-0129
UPLAY-080-P Big Sky (playful)	Included	33-12-0083	33-12-0129

aiden's pass

UPLAY-078-P

Age: 5-12

Activities: 8

Kid Capacity: 15-25

Use Zone: 29'2" x 30'4"

Fall Height: 6'0" | 183cm



Specify Color option

MOUNTING KITS (Required)

Play Structure	Ground Spike	Anchor Bolt	Inground Kit
UPLAY-078-N Aiden's Pass (natural)	Included	33-12-0081	33-12-0130
UPLAY-078-P Aiden's Pass (playful)	Included	33-12-0081	33-12-0130



Add more ground level play with these **Add-on activities!**

Easily add more ground level play to your structure with these add-on activity kits.

Bench Panel

Age: 2-5 or 5-12

Model	Color Scheme	Bench Color	Clamp Color
02-07-5014-YLW	Playful	Yellow	Red
02-07-5014-GRN	Natural	Green	Beige

Provide children and adults a place to rest or gather with friends by adding the Bench Panel. **Add to any two unobstructed posts.**



Drums & Rain Wheel Set

Age: 2-5 or 5-12 Set includes: Bass Drum, Bongos and Rainwheel

Model	Color Scheme	Drums/Rain Wheel Color	Clamp Color
02-07-5009-YLW	Playful	As Shown	Red
02-07-5009-GRN	Natural	As Shown	Beige

Offer even more sound play with the Drums and Rain Wheel set. Activities that provide music and movement teach children about cause and effect while providing sensory development. Children will hear the different sounds made from the upbeat bongo drums, the deeper sound of the bass drum and the calming rush of the rain wheel. Set includes Bongo Drum, Bass Drum, and Rain Wheel. **Add-on packages require 1-2 unobstructed posts.** Ask your representative to help identify the best placement of components to enhance your structure.



Bongo Drums



Bass Drum



Rain Wheel

Swings



Bipod Swings 2-5 or 5-12 Years

8' high single bay or double bay frames

- 2-3/8" galvanized pipe top rail and 2-3/8" diameter legs
- Commercial strap seats or tot seats
- Powder coated blue (BLU) or green (GRN) yoke connectors
- Seats, swing hangers, chain and factory-closed S-hooks included with swing sets

PBP-8-2S-BLU 8' Double Bay with Strap Seats

Green Model	Blue Model	Beam Ht.	Description	Seat Style	Use Zone	
PBP-8-1S-GRN	PBP-8-1S-BLU	8'	Single Bay	Strap Seats	24' 11" x 32'	759 cm x 975 cm
PBP-8-2S-GRN	PBP-8-2S-BLU	8'	Double Bay	Strap Seats	36' 3" x 32'	1105 cm x 975 cm
PBP-8-1C-GRN	PBP-8-1C-BLU	8'	Single Bay	Tot Seats	24' 11" x 32'	759 cm x 975 cm
PBP-8-2C-GRN	PBP-8-2C-BLU	8'	Double Bay	Tot Seats	36' 3" x 32'	1105 cm x 975 cm
PBP-8-2SC-GRN	PBP-8-2SC-BLU	8'	Double Bay	(2) Strap Seats (2) Tot Seats	36' 3" x 32'	1105 cm x 975 cm



Strap Seat



Tot Seat

Swing Seat & Hardware Packages


Packages include (1) seat, (2) hangers, (2) chains and (4) S-hooks

Model	Description
02-07-0100	Commercial Strap Seat Package
02-07-0101	Commercial Tot Seat Package

Wear Mats

A great addition to surfacing in high traffic areas such as under swings and slide exits.

Model	Description
101692	48" x 48" Rubber Wear Mat



WARNING: Installation over a hard surface such as concrete, asphalt, or packed earth may result in serious injury from falls.

freestanding activities for ages 2-5

add fun to any playground!



Sailboat Sandbox 66506

Multiple seating areas surround this distinctive sailboat inspired sandbox, inviting kids to socialize as they hunt for buried treasure.

- Mounts inground
- Requires the use of safety surfacing
- Capacity: 10 Children
- Space Required: 18'6" x 21'1" | 564cm x 643cm
- Colors as shown



Cat's Den 66503


Add Dramatic play to your play space.

- Features shape cut-outs
- Capacity: 4-5 Children
- Space Required: 17'3" x 15'1" | 526cm x 460cm
- Colors as shown

Helicopter EC-126

This kid-sized helicopter invites little explorers to test their piloting skills.

- Mounts inground
- Requires the use of safety surfacing
- Capacity: 2 Children
- Space Required: 17' x 20' | 518cm x 610cm
- Colors as shown



Flight Jet 66517

Seating for three in a row, the Flight Jet is a realistic adventure game with two turning steering wheels.

Color as shown.

- Mounts inground
- Requires the use of safety surfacing
- Capacity: 3 Children
- Space Required: 19' x 19' | 580cm x 580cm
- Colors as shown



Sand Spot 66524

Plastic dome basin is a great place to mix sand & water. Colors as shown.

- Capacity: 4 Children
- Space Required: 15'4" x 15'4" | 467cm x 467cm



Educational Activity Center 66507

- Mounts inground
- Requires the use of safety surfacing
- Capacity: 8-12 Children
- Space Required: 8'5" x 4'6" x 3'2" | 251cm x 137cm x 97cm
- Colors as shown



Game Central Station 66519

- Mounts inground
- Requires the use of safety surfacing
- Capacity: 8-12 Children
- Space Required: 9'8" x 3'7" x 3'6" | 269cm x 84cm x 107cm
- Colors as shown



TouchMath® Panel MEC-046

The TouchMath Panel is an interactive outdoor play event created in partnership with Innovative Learning Concepts Inc. to bring learning outside to the playground!

Each TouchMath Panel comes with:

- Training Manual
- Classroom Sampler and Activity Panel Poster
- TouchMath Activity Panel Manual

For more information, please visit:
www.touchmath.com/playcore

Space required: 0'7" x 4'6" | 18cm x 137cm



2-Rider Spring See Saw 02-07-0055

2-5 Years

Encourage social interaction with the Spring See Saw designed for two riders. Colors as shown.

- Appropriate for ages 2-5
- Powder coated blue frame with red seats
- Anchor bolts included for mounting
- In-ground mounting kit also available: #02-07-0187 (sold separately)
- Requires the use of safety surfacing
- Use zone: 20' x 13' | 610cm x 396cm



Paint & Play 66575

The clear, unbreakable polycarbonate window is great for painting with watercolors. Holes cut in the shelves provide a handy place to rest paint cups and brushes, and the window is washable for reusable fun.

Does not include paints, brushes, or supplies.

Model	Description
66575P	Red
66575N	Green



Truck 02-07-0054



Horse 02-07-0053

Spring Riders 2-5 Years

UPlayToday™ Spring Riders are an excellent way to add excitement and imaginative play to a new or existing playground. Colors as shown.

- HDPE body
- Heavy-duty surface mount steel spring
- Anchor bolts included for mounting
- In-ground mounting kit also available: #02-07-0187 (sold separately)
- Requires the use of safety surfacing
- Use zone: 15' x 13' | 457cm x 396cm

Trike Path Traffic Signs

Signs include a moveable base and can be rearranged throughout the pathway or brought indoors. Trike path must be placed outside of use zone. Trike Path sign height is 37-1/2".



UP125 Stop



UP126 Yield



UP127 Railroad



UP157 Do Not Enter



UP128 School Zone



UP156 Arrow



UP153 Hazard Barrier*
*Mounted on 2 posts



UP154 Trike Parking



UP155 No Trikes



UP128 School Zone

Model	Description
UP129	Package of 4 Signs*

*Includes Stop, Yield, Railroad, and School Zone signs

WARNING: Installation over a hard surface such as concrete, asphalt, or packed earth may result in serious injury from falls.

Rockin' Drums MEC-007

2-5 Years

Inspire future generations of creative percussionists while promoting upper body motion.

Space required: 3'4" x 1'6" | 102cm x 46cm



4' Freestanding Slide SLIDE-P

2-5 or 5-12 Years

- 3-1/2" powder coated steel uprights, perforated, coated steel stairs
- Heavy-duty rotomolded straight slide with matching entrance
- Colors as shown
- Assembly and inground installation is required
- 3'6" wide x 11'6" long x 7'6" high
- Use zone: 24' x 16' | 732 cm x 488 cm

Climb & Discover Cave UP120


2-5 or 5-12 Years

- Large openings offer crawl through points and allow easy interior supervision
- Children will discover new nature details each time they play: mushrooms, turtle, ladybug, bird in nest, leaves, and more!
- Professional hand holds available in 2 color schemes
- Use zone: 20' x 21' | 610 cm x 640 cm
- Fall Height: 3'4" | 102 cm



Zig-Zag Balance Beam TZBAL-8 | 2-5 or 5-12 Years


- High quality thermoplastic coating resists impacts and is UV stable
- Mounts inground on 2-3/8" support posts
- Requires the use of safety surfacing
- Use zone: 20' x 13' | 610 cm x 396 cm
- 4" wide x 8' long
- Color as shown



UP121 Standard Hand Holds Natural Color Palette



UP120 Letter & Number Hand Holds Playful Color Palette

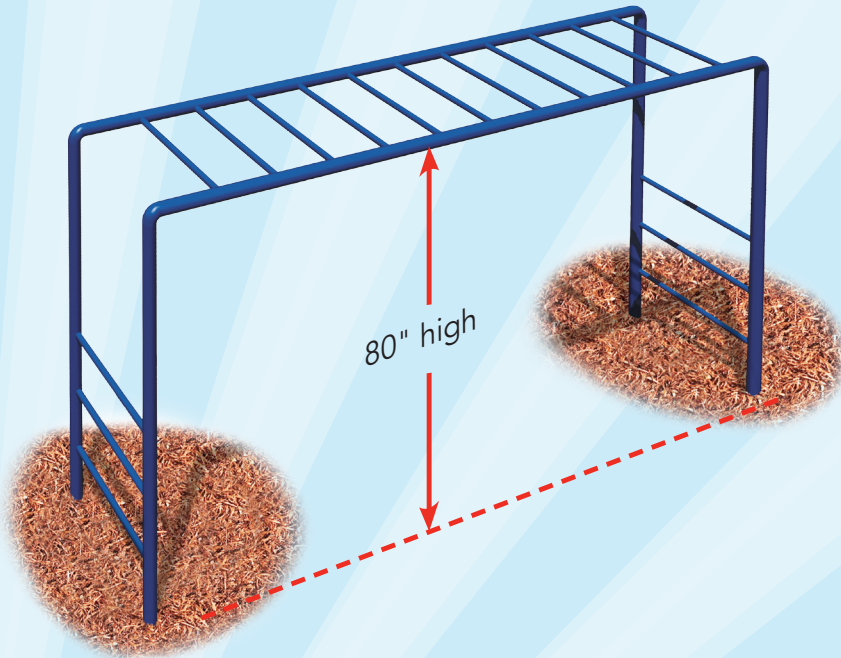




02-01-0025
Ladder with optional Tire Boost Package

Early Childhood Horizontal Ladder PJHLAD | 2-5 Years

- Great upper body development for ages 2-5
- The **Tire Boost Package (02-01-0025)** adds height assistance and prevents surfacing displacement (*sold separately*)
- 19-1/2" wide x 6' long x 52" high when installed
- Use zone: 18' x 14' | 549 cm x 427 cm
- Color as shown



GeoDome PMOON | 5-12 years

- A classic climbing addition to any playground
- Constructed with 1" O.D. galvanized steel pipe
- Multi-color powder coated connectors
- Mounts inground
- Requires the use of safety surfacing
- 3' 6" high x 7' 6" diameter
- Use zone: 20' (310 cm) diameter

Horizontal Ladder PHLAD | 5-12 Years

- Powder coated steel with cast aluminum corner connectors
- 2-3/8" O.D. galvanized zinc tubing
- 19-1/2" wide x 12' long x 80" high when installed
- Requires the use of safety surfacing
- Use zone: 24' x 14' | 732 cm x 427 cm
- Color as shown



Whirl & Twirl | 2-5 or 5-12

BT-002

BT-003 (w/clicking sound)


This freestanding spinner features a tilted design allowing children to spin independently or with the assistance from a friend.

- Mounts inground
- Requires the use of safety surfacing
- Space Required: 15'7" x 15'7"
- Fall height: 20" (610 cm)



A PLAYCORE Company

Create fun.



Play systems powered by a **child's imagination.**



What is snug play?

Snug Play is a new approach to play spaces that allows children of all ages to play to their own ability. With no right or wrong way to play, children can create a dynamic play space that stimulates spontaneous play and cooperation as they create endless configurations. Ask your sales representative about short videos showing children and Snug Play in action!





snug play systems

Choose from **5 unique systems** to bring creative, loose parts play opportunities to your facility.

Mini System
KID CAPACITY: 10-20

An entry level kit for a compact setting.
Space: 12'x12' | 144 sq. ft.
Weight: 266 lbs.

	wave	bump	wall	noodle
items:				
qty:	2	2	1	10

Beginner System
KID CAPACITY: 15-30

Great for the average classroom of children in a small setting.
Space: 15'x15' | 225 sq. ft.
Weight: 540 lbs.

	wave	bump	cone	wall	pad	spider	noodle
items:							
qty:	2	2	1	2	1	1	10

Starter System
KID CAPACITY: 20-35

Ideal for larger class sizes wanting more creative play pieces, this is the smallest kit offering our Loop Ring!
Space: 25'x25' | 625 sq. ft.
Weight: 875 lbs.

	wave	bump	loop ring	cone	wall	pad	spider	noodle
items:								
qty:	4	3	6 pieces	2	2	1	1	10

Max System
KID CAPACITY: 40-50

Accommodates a large number of children with a variety of different play elements.
Space: 35'x35' | 1,255 sq. ft.
Weight: 1,400 lbs.

	wave	bump	compact loop	cone	wall	pad	spider	noodle
items:								
qty:	6	4	9 pieces	2	4	2	2	20

Ultimate System
KID CAPACITY: 50-65

Our largest system contains architectural elements to offer the most opportunities for creative play.
Space: 40'x40' | 1,600 sq. ft.
Weight: 2,278 lbs.
**Averages based on typical play space.*

	wave	bump	full loop	cone	wall	pad	spider	noodle	mound
items:									
qty:	8	6	18 pieces	2	4	2	2	20	1

NO INSTALLATION
USE INSIDE or OUT
INCLUSIVE
EASY to HANDLE
DURABLE

Snug Play USA systems are ideal for early childhood centers, supervised parks, schools, community centers, festivals, special events, museums, therapeutic areas, and much more.

able play RATING
PlayCore, Inc. serial #PCSS-SNUG-0901-10
SNUG

DISABILITY CATEGORY	RATING (1-5)
Sensory	★★★★★
Communicative	★★★★★
Physical	★★★★★
Cognitive	★★★★★

www.ableplay.org
Play products for children with special needs
Independent evaluation by National Lekotek Center

Independent evaluation by National Lekotek Center

Lekotek
Building Blocks of Inclusion
A division of Anixter Center


Visit our website to learn more and watch videos of Snug Play in use at www.snugplayusa.com



A PLAYCORE Company

the mound combo

The mound dramatically transforms your play area's landscape and topography to inspire creative play, allowing children to create and experience various levels of terrain. They are only limited by their own imaginations!



the mini mound SNUG-MMD
Great for early childhood areas.




the mini+plus SNUG-MMDP
Our mid-size system offers lots of possibilities.



the standard+plus SNUG-MDP
Provides additional surface area for creative play.



the standard+extended SNUG-MDX
Our largest system with endless combinations.



the standard mound SNUG-MD
Our most popular combo. Jump it. Climb it. Walk it.

mound combos details

Mound Component	Weight	Dimensions		mini SNUG-MMD	mini+ plus SNUG-MMDP	standard mound SNUG-MD	standard+ plus SNUG-MDP	standard+ extended SNUG-MDX
Q quad	52 lbs.	39.5" x 39.5" x 23" 100 cm x 100 cm x 58 cm		4	4	4	4	4
R ramp	41 lbs.	39.5" x 39.5" x 23" 100 cm x 100 cm x 58 cm		0	2	2	6	6
P platform	45 lbs.	39.5" x 19.5" x 23" 100 cm x 50 cm x 58 cm		0	0	0	1	1
S slab	20 lbs.	39.5" x 19.5" x 3.5" 100 cm x 50 cm x 9 cm		0	0	0	0	6

mound combos overhead configurations

ONLY
**minimal
installation**
REQUIRED



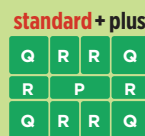
Kid Capacity:
2-4



Kid Capacity:
3-5



Kid Capacity:
4-6



Kid Capacity:
5-7



Kid Capacity:
8-12

Kid Capacity:
8-12

Kid Capacity:
8-12



the **loop** combos

the **loop ring**

Consisting of 6 pieces, the Loop Ring is great for games, balancing and socializing.


SNUG-LPR



the **compact loop**

Allows for creativity, games, and changing landscapes. Consists of 9 pieces.

SNUG-CLP



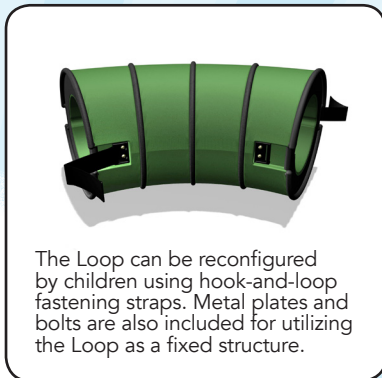
the **full loop**

Our largest and most popular combo.

SNUG-LP



18 pieces allow children to create a unique and changeable landscape through cooperation.



The Loop can be reconfigured by children using hook-and-loop fastening straps. Metal plates and bolts are also included for utilizing the Loop as a fixed structure.



A PLAYCORE Company

Freenotes Harmony™ Park

A PLAYCORE Company

Freenotes are outdoor musical instruments that offer play to participants of all ages. Designed by a Grammy award winning musician, these instruments use the Pentatonic Scale, which creates a naturally pleasing sound no matter which notes are played together. Each piece is built specifically for the outdoors using heavy duty impact resistant materials engineered for continuous exposure to elements and frequent use. Best of all, Freenotes are accessible to people of all ages and abilities, encouraging physical and mental development through the exploration of sound.



Why Freenotes?

- Always perfectly tuned
- Multi-Generational
- Durable and low maintenance
- No power required

Group Freenotes instruments together to create harmonically pleasing sounds.

Benefits of music

It's good for your brain:

Music helps build reasoning skills, increases the size of your memory, refines time management and organizational skills, and teaches perseverance.

It's good for your soul:

Playing music helps build confidence, encourages creativity and self-expression, reduces anxiety, and helps relieve symptoms of depression.

It's good for your heart:

Playing and listening to music can reduce stress, ease pain, lower blood pressure, and improve sleep.



Aria




Weenotes Package - Includes Merry, Piper, and Griffin (Portable mounts sold separately)



Piper



Rhythm



Griffin



Melody



Merry

Inground, surface mount, and portable options available for most music items.

Description	Space Required	
Aria	2'7" x 1'3"	79 cm x 38 cm
Weenotes Package	5'5" x 6'8"	165 cm x 203 cm
Piper	2'3" x 2'3" x 1'10"	69 cm x 69 cm x 56 cm
Rhythm	1'8" x 1'4" x 1'10"	38 cm x 51 cm x 56 cm
Melody	1'8" x 1'4" x 1'10"	38 cm x 51 cm x 56 cm
Merry	2'3" x 2'3" x 1'10"	69 cm x 69 cm x 56 cm
Griffin	2'3" x 0'6" x 3'3"	69 cm x 15 cm x 99 cm

Visit freenotesharmonypark.com for more information | 970.375.7825

These half-size instruments are perfect for Early Childhood!

Freenotes Harmony™ Park

A PLAYCORE Company

Music inspires
multi-generational play!



Tuned Drums



Swirl



Cadence



Yantzee



Imbarimba



Pegasus



Duet



Contrabass Chimes



Pagoda Bells



Manta Ray

Description	Space Required	
Tuned Drums	5'6" x 1'4" x 2'10"	168 cm x 41 cm x 86 cm
Swirl	4'5" x 1'4" x 0'4"	135 cm x 41 cm x 10 cm
Cadence	3'9" x 1'4" x 2'2"	114 cm x 41 cm x 66 cm
Yantzee	3'0" x 1'4" x 2'4"	91 cm x 41 cm x 71 cm
Imbarimba	3'11" x 1'4" x 2'6"	119 cm x 41 cm x 76 cm
Pegasus	4'1" x 1'4" x 1'10"	124 cm x 41 cm x 56 cm
Contrabass Chimes	Tallest Chime = 8'9"	252 cm
Duet	3'5" x 1'4" x 2'0"	103 cm x 41 cm x 61 cm
Pagoda Bells	1' Dia. x 2'5"H	29 cm Dia. x 74 cm
Manta Ray	6'1" x 1'6"	185 cm x 46 cm

NatureROCKS®

A boulder way to play!™



NatureROCKS® playground boulders and play elements bring exciting and authentic climbing experiences to any park or playground. They are thoughtfully designed to provide active adventure for a variety of ages and ability levels – from children to experienced adult rock climbers. Rock climbing on boulders develops strength, balance, and coordination. In addition, playground boulders spark the imagination and invite creative play.



All boulders feature built-in forklift channels to facilitate delivery and placement.

- **Made from durable Glass Fiber Reinforced Concrete (GFRC)** that will hold up against a range of climates and frequent use
- **Molded from real rock outcroppings** to give each boulder a truly organic look and feel
- **Hand-painted in sandstone or granite finishes** to bring beauty to the landscape and complement naturalized play spaces
- **Available in a range of sizes** to offer climbing experiences for young children, teens and adults
- **Configure** boulders alone, in sets, or in conjunction with other play equipment
- **Boulders feature built-in forklift channels** to facilitate delivery and placement



Boulder finishes



Granite



Sandstone

NatureROCKS®

A boulder way to play!™

Constructed of Glass Fiber Reinforced Concrete (GFRC), NatureROCKS® Climbing Boulders are artfully inspired from real rock outcroppings and hand-painted to look and feel like natural stone.

Model	Description	Capacity	Space Required	Ages
5TSL	Tree Slices (Includes 2 small and 3 large steps)	5	13'9" x 21'7" 419 cm x 658 cm	2-5 or 5-12
UP501	Stepping Boulders (Includes 2 small and 1 large Boulder)	3	13'11" x 20'0" 424 cm x 610 cm	5-12
3SB	Stepping Boulders (Includes 3 small Boulders) (not shown)	3	13'11" x 20'0" 424 cm x 610 cm	2-5
4LB	4' Log Bench	3-4	4'0" x 2'0" 122 cm x 61 cm	N/A
6LB	6' Log Bench (not shown)	5-6	6'0" x 2'0" 183 cm x 61 cm	N/A
8FT	8' Fallen Tree Balance Beam	5-6	13'3" x 20'1" 404 cm x 612 cm	N/A
4HL	4' Half Log Beam (not shown)	3-4	16'0" x 14'0" 488 cm x 427 cm	2-5 or 5-12
6HL	6' Half Log Beam	5-6	18'0" x 14'0" 550 cm x 427 cm	2-5 or 5-12
UP500	Tree Stumps (Includes 1 small, 1 medium, and 1 large Stump) (not shown)	3	19'0" x 13'4" 579 cm x 406 cm	5-12
3TST	Tree Stumps (Includes 2 small and 1 medium Stump)	3	18'8" x 13'4" 569 cm x 406 cm	2-5
4LT	4' Log Tunnel	4-5	15'5" x 15'8" 470 cm x 478 cm	2-5 or 5-12
6LT	6' Log Tunnel (not shown)	6-8	18'0" x 15'4" 550 cm x 467 cm	2-5 or 5-12
5ST	Stepping Turtles	5	13'0" x 10'0" 396 cm x 305 cm	2-5 or 5-12



5TSL Tree Slices



UP501 Stepping Boulders



4LB Log Bench



8FT Fallen Tree Balance Beam



6HL Half Log Beam



3TST Tree Stumps



4LT Log Tunnel



5ST Stepping Turtles



SND-SM Small Sandstone Boulder



SND-MD Medium Sandstone Boulder

SND-LG Large Sandstone Boulder



GRN-SM Small Granite Boulder



GRN-MD Medium Granite Boulder



GRN-LG Large Granite Boulder

Model	Description	Capacity	Space Required	Ages	Height
SND-SM	Small Sandstone Boulder	2-3	18'1" x 17'7" / 549 cm x 536 cm	2-5 or 5-12	3'0" / 91 cm
SND-MD	Medium Sandstone Boulder	4-5	18'6" x 17'0" / 564 cm x 518 cm	5-12	5'0" / 152 cm
SND-LG	Large Sandstone Boulder	6-8	19'7" x 17'5" / 597 cm x 518 cm	5-12	8'0" / 244 cm
GRN-SM	Small Granite Boulder	2-3	16'10" x 17'7" / 513 cm x 536 cm	2-5 or 5-12	3'0" / 91 cm
GRN-MD	Medium Granite Boulder	4-5	20'4" x 17'9" / 620 cm x 541 cm	5-12	6'0" / 183 cm
GRN-LG	Large Granite Boulder	6-8	19'5" x 21'8" / 592 cm x 660 cm	5-12	8'0" / 244 cm

Durable GFRC construction and inground mounting makes NatureROCKS perfect for high-use play spaces.

Boulders

NatureROCKS®

A boulder way to play!™

Add an extra challenge to NatureROCKS® Boulders with climbing nets! Durable nets are attached to boulders or log posts to create a unique and fun nature play climbing area.

Model	Description	Capacity	Ages	Height
UP-506	Mount McKinley	6-7	5-12	6'0" 183 cm
UP-502	Spider Mountain	6-8	5-12	6'0" 183 cm
UP-504	Mount Hayden	6-7	5-12	5'0" 152 cm
UP-505	Sierra Nevada	12-14	5-12	8'0" 244 cm
UP-507	The Rockies	6-7	5-12	5'0" 152 cm
UP-508	Cascade Range	16-18	5-12	8'0" 244 cm
UP-503	Pike's Peak	3-4	3'0" 91 cm	



Mount McKinley



Spider Mountain



Mount Hayden



Sierra Nevada



The Rockies



Cascade Range



Pike's Peak

Netted Boulders



358PS-PLP



158PS-V6

Child's Picnic Table

4' (122 cm) or 6' (183 cm) portable preschool table with rounded corners

- 12" (30 cm) high seating, 20" (51 cm) high table
- Diamond pattern
- 1-5/8" (4 cm) O.D. frame
- 1-1/16" (2.7 cm) O.D. brace
- Thermoplastic green or blue coating w/ powder coated black frame
- All stainless steel hardware

Portable Preschool Table

The Portable Preschool Table is 20" (51 cm) high and comes in a 46" (117 cm) octagon, round, or square top with rounded corners. This table is also available as a learning table with full alphabet and numbers 0-9 to complement your early childhood setting.

- 1-5/8" O.D. (4 cm) all MIG welded pipe with 1-1/16" O.D. (2.7 cm) brace
- Walk through design
- All stainless steel hardware

Model	Description	Dimensions
358PS-PLP	46" (117 cm) Learning Table	78" x 78" x 20" 199 cm x 199 cm x 51 cm

Model	Description	Dimensions
158PS-V4	4' (117 cm) Child's Picnic Table	48" x 70" x 20" 122 cm x 178 cm x 51 cm
158PS-V6	6' (117 cm) Child's Picnic Table	72" x 70" x 20" 183 cm x 178 cm x 51 cm



P557-PEG

4' Heavy Duty Preschool Table

The P557-PE Heavy-Duty 4' Preschool Table comes with your choice of green or blue polyethylene planks and powder coated frame. The preschool table is portable and the solid table top provides an easy to clean solution for early childhood environments.

- Walk-through design
- 12" (30 cm) high seating, 20" (51 cm) high table
- 9" (23 cm) x 48" (122 cm) seat planks and 30" (76 cm) x 48" (122 cm) table top
- Your choice of green (PEG) or blue (PEB) polyethylene planks and table top
- 1-5/8" (4 cm) O.D. all MIG welded pipe with 1" (2.5 cm) O.D. brace
- Zinc-plated hardware

Standard Size Table (not shown)

- 6' (183 cm) or 8' (244 cm) portable table
- 18" (46 cm) high seating, 30" high table
- Diamond pattern
- 2-3/8" (6 cm) O.D. frame
- 1-1/16" (2.7 cm) O.D. brace
- Thermoplastic green or blue coating with powder coated black frame
- All stainless steel hardware

Model	Description	Dimensions
238-V6	6' Rectangular Table	72" x 70" x 30" 183 cm x 178 cm x 77 cm
238-V8	8' Rectangular Table	96" x 70" x 30" 244 cm x 178 cm x 77 cm



940P-V8

Portable Child's and Standard Size Benches

- Diamond pattern
- Thermoplastic green or blue coating with powder coated black frame
- 1-1/16" (2.7 cm) O.D. brace
- All stainless steel hardware

Model	Description	Dimensions
940PPS-V6	3' Portable Child's Bench	36" x 20" x 25" 92 cm x 51 cm x 64 cm
940P-V6	6' Standard Size Bench	72" x 26" x 38" 183 cm x 66 cm x 97 cm
940P-V8	8' Standard Size Bench	96" x 26" x 38" 244 cm x 66 cm x 97 cm

940PPS-V3

3' Portable Child's Bench

- 3' (92 cm) portable bench
- 12" (30 cm) high seating
- 1-5/8" (4 cm) O.D. frame

UP105 Welcome Sign

- Made of 1/8" thick fiberglass
- Mounted to a 2.375" O.D. (13ga) x 84-1/4" long powder coated galvanized tubing post with steel cap



940-P6-BB 6' Buddy Bench
2-3/8" O.D. MIG welded Frame. Available in 6' and 8' Lengths. Seat available in Diamond(V) or Perforated(P) pattern.

Model	Welcome Sign Description	Dimensions
UP102	Ages 6 to 23 months	23" x 30" 58 cm x 76 cm
UP103	Ages 6 to 23 months or 2-5 years	
UP104	Ages 2-5 years	
UP105	Ages 5-12 years	
UP106	Ages 2-5 years or 5-12 years	



Showcase

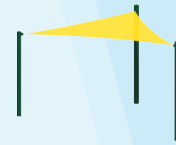
Complete your early childhood environment with **Shade**



Hip Rectangle with Green frame and Rain Forest Green fabric.



Square Shade



Triangle Sail Shade



Umbrella Shade


Ask your representative about the right shade option for your facility

ASTM standards recommend shade for early childhood play areas. By integrating shade over the play space, children are offered protection from the sun and harmful UV rays. With options of both standard shapes and custom-designed structures, your representative will guide you through a simplified process of providing the appropriate shade that helps protect your recreation investment and your youngest constituents.



Design Features:


- 1 All steel tubing and bolts meet or exceed ASTM Standards
- 2 Framework is engineered to withstand wind gusts up to 90 mph with fabric and up to 150 mph with fabric removed
- 3 Structures are free of sharp edges and corners
- 4 Galvanized aircraft-quality cable resists rust



Blocks up to 97% of harmful UV rays




Lockstitch technique prevents frays or unraveling



Temperature reductions up to 30 degrees



Corrosion resistant, powder-coated steel tubing



Mildew and rot resistant fabric



www.shadeandshelters.com

Create an outdoor classroom with a high quality **Shelter!**

These commercial grade outdoor shelters provide shade and comfort for outdoor classrooms, picnic pavilions, and other areas requiring shelter from the sun and rain.



Square Hip Shelter

Be confident in your investment

As a premier provider of play and recreation equipment, we have made a significant investment to ensure that your playground meets all safety standards and provides developmentally appropriate activities for children of all abilities.



Services



Nationwide Installation Program

We offer affordable delivery and installation pricing throughout the continental USA for all products shown in this catalog. Our third party vendor has been

providing quality installation and delivery services since 1978.

Call your representative to learn more about this program.



Flexible Finance Program

Find out if you qualify for flexible financing by scanning the QR code. Complete the online financing request form, and bring new play opportunities to your early childhood facility and your community. Call 888-403-7684 to learn more.



Standards & Organizations

Here are just a few of the standards & organizations that guide our design and manufacturing processes.



The **ISO 14001** designation certifies that our manufacturing facility is environmentally responsible and that we strive to reduce our carbon footprint every day.



ISO 9001 industry certification provides a quality management system that sets quality control measures and processes for equipment design, development, production, installation, inspection, and testing.*



All of our products are tested to either meet or exceed **ASTM standards**, the globally recognized leader in the development and delivery of international standards designed to improve product quality, enhance safety, facilitate market access and trade, and build consumer confidence.



The **Consumer Product Safety Commission** informs the public of current product safety performance and recommended practices. CPSC standards are cited in the NAEYC Early Childhood Program Standards and Accreditation Criteria Guidance as a reliable source for playground safety standards.



We believe everyone should have access to play. Look for products with this icon that meet the **Americans with Disabilities Act** guidelines.



The **International Playground Equipment Manufacturers Association (IPEMA)** provides third party product testing and validates compliance by publicly posting product validation certificates on their website. To verify product certification, visit www.ipema.org.


Limited Warranty

Brand	1 year	3 years	5 years	10 years	15 years
	HARDWARE COMPONENTS WITH MOVING PARTS COMFYTUFF PLATFORMS	—	—	HDPE PANEL	STEEL DECKS METAL PARTS
	COMPONENTS WITH MOVING PARTS	—	ROTOMOLDED PLASTIC BLOW MOLDED PLASTIC GROUND MOUNT METAL PARTS	UPRIGHT POSTS POST CAPS HARDWARE	—
	HARDWARE HDPE CLIMBERS & SPRING RIDERS STRAP & TOT SWING SEATS	PLASTIC PARTS	METAL PARTS GROUND MOUNT METAL PARTS	UPRIGHT POSTS	—

Surfacing Showcase

We can help you choose the right surfacing for your unique play area by working closely with you to discover usage statistics, budget, site specific conditions, and desired outcomes.

Value ● Moderate ● Premium ●



Poured In Place (PIP) Rubber

- Superior impact absorption
- Easily customized with graphic design and color
- Resilient non-skidding surface
- Utilizes recycled products

Price	●
Required Maintenance	●
Site Preparation	●
Longevity	●



Turf

- Natural looking but padded to meet ASTM regulations for fall attenuation
- Looks like grass without all the maintenance and mowing
- Innovative coating system penetrates yarn for enduring resilience
- Available in varying piles and colors to fulfill specific play area needs

Price	●
Required Maintenance	●
Site Preparation	●
Longevity	●



Tile

- Offered in standard or Secure Lock patented interlocking design
- Allows for easy replacement
- Multiple colors options
- Custom edging and accessible ramps also available



Price	●
Required Maintenance	●
Site Preparation	●
Longevity	●



Bonded Rubber

- Made of clean recycled shredded rubber coated and mixed with binder
- Excellent option to fill accessibility need
- Seamless installation at various depths

Price	●
Required Maintenance	●
Site Preparation	●
Longevity	●



Shredded Rubber

- Durable with great impact attenuation
- Made from clean, wire-free shredded rubber and will not decompose
- Available in multiple color options
- Easily installed without outsourced labor


Price	●
Required Maintenance	●
Site Preparation	●
Longevity	●



Engineered Wood Fiber (EWF)

- Economical surfacing option
- Requires periodic maintenance to retain required depth
- Can be installed easily
- Will meet accessibility standards if maintained and compacted

Price	●
Required Maintenance	●
Site Preparation	●
Longevity	●



PTAC Accessible Park Timber
Connects to Park Timbers to allow for easy access to the playground. Works with both 8" and 12" Park Timbers.



Park Timber
Available in 8" and 12" heights. 4' long. Black only.



Park Timber Adapter
Allows a smooth transition between different fall height requirement zones. Available in LEFT and RIGHT versions.



Park Timber Connector
Joins two regular timbers to create lengths to fit within any space. Available in 8" and 12" heights



Park Timbers (Black only)
Park Timbers are available in both 8" and 12" heights.

- PT412** 4' Straight, 12" High
- PT48** 4' Straight, 8" High
- PTLA** Left Adapter
- PTRA** Right Adapter
- PT8C** 8" Connector
- PT12C** 12" Connector
- PTAC** Accessible Park Timber
- PTAC1** Accessible Park Timber w/ Adapter



NatureCurb
Bring the look of nature to your playground. The log themed curb is a perfect addition. Available in 12" height.

- NCB** Nature Curb Brown
- NCBL** Nature Curb Left Brown
- N CBR** Nature Curb Right Brown
- NCBAC** Accessible Nature Curb Brown

Model Number	Product Name	Use Zone	Ages	Minimum Timbers	Minimum Cubic Yards of EWF	Standard Mounting System	Optional Mounting Kit (Sold Separately)
DC-SEED	Seedling, no roof	13'8" x 13'5"	6-23 Months	16	10	Ground Spike or Anchor Bolt	In-Ground
DC-SEEDR	Seedling, w/roof	13'10" x 13'8"	6-23 Months	16	10	Ground Spike or Anchor Bolt	In-Ground
DC-SS	Super Sprout, no roof	14'2" x 10'5"	6-23 Months	10	8	Ground Spike or Anchor Bolt	In-Ground
DC-SSR	Super Sprout, w/roof	14'2" x 10'5"	6-23 Months	10	8	Ground Spike or Anchor Bolt	In-Ground
DC-SAPR	Sapling	19'6" x 14'5"	6-23 Months	18	15	Ground Spike or Anchor Bolt	In-Ground
DC-PLAY	Playhouse	13'8" x 11'10"	6-23 Months	10	9	Ground Spike or Anchor Bolt	In-Ground
DC-1SM	Discovery Center 1	22' X 22'	2-5 Years	24	25	Ground Spike or Anchor Bolt	In-Ground
DC-2MDR	Discovery Center 2	22' x 27'	2-5 Years	26	30	Ground Spike or Anchor Bolt	In-Ground
DC-4LG	Discovery Center 4	27' x 28'	2-5 Years	28	31	Ground Spike or Anchor Bolt	In-Ground
DC-5XLG	Discovery Center 5	28' x 31'	2-5 Years	30	44	Ground Spike or Anchor Bolt	In-Ground
UPLAY-001-P(N)	South Fork	24'5" x 26'4"	2-5 or 5-12	28	33	Ground Spike	Anchor Bolt or In-Ground
UPLAY-002-P(N)	Deer Creek	27'6" x 23'11"	2-5 or 5-12	26	33	Ground Spike	Anchor Bolt or In-Ground
UPLAY-003-P(N)	Signal Springs	29'10" x 27'7"	2-5 or 5-12	30	42	Ground Spike	Anchor Bolt or In-Ground
UPLAY-004-P(N)	Hamilton Ridge	26'11" x 29'2"	2-5 or 5-12	30	40	Ground Spike	Anchor Bolt or In-Ground
UPLAY-005-P(N)	Timber Glen	30'1" x 27'8"	5-12 Years	30	42	Ground Spike	Anchor Bolt or In-Ground
UPLAY-006-P(N)	Maddie's Chase	27'8" x 32'10"	5-12 Years	32	46	Ground Spike	Anchor Bolt or In-Ground
UPLAY-007-P(N)	Cumberland Gap	32'8" x 35'5"	2-5 or 5-12	36	58	Ground Spike	Anchor Bolt or In-Ground
UPLAY-008-P(N)	Bighorn	25'4" x 38'11"	5-12 Years	34	50	Ground Spike	Anchor Bolt or In-Ground
UPLAY-009-P(N)	Carson's Canyon	27'1" x 38'5"	2-5 or 5-12	34	53	Ground Spike	Anchor Bolt or In-Ground
UPLAY-012-P(N)	Rainbow Lake	27'7" x 44'8"	5-12 Years	38	62	Ground Spike	Anchor Bolt or In-Ground
UPLAY-014-P(N)	Pike's Peak	28'1" x 34'5"	2-5 or 5-12	34	50	Ground Spike	Anchor Bolt or In-Ground
UPLAY-015-P(N)	Slide Mountain	33'1" x 41'4"	5-12 Years	40	69	Ground Spike	Anchor Bolt or In-Ground
UPLAY-016-P(N)	Clingman's Dome	38'2" x 29'4"	5-12 Years	36	56	Ground Spike	Anchor Bolt or In-Ground
UPLAY-017-P(N)	Hawk's Nest	26'4" x 32'10"	2-5 or 5-12	32	32	Ground Spike	Anchor Bolt or In-Ground
UPLAY-019-P(N)	Falcon's Roost	26'1" x 39'3"	2-5 or 5-12	30	38	Ground Spike	Anchor Bolt or In-Ground
UPLAY-021-P(N)	Everett's Landing	30'7" x 31'10"	2-5 or 5-12	32	36	Ground Spike	Anchor Bolt or In-Ground
UPLAY-078-P(N)	Aiden's Pass	29'2" x 30'4"	5-12 Years	32	45	Ground Spike	Anchor Bolt or In-Ground
UPLAY-079-P(N)	Boulder Point	34'7" x 36'7"	5-12 Years	36	63	Ground Spike	Anchor Bolt or In-Ground
UPLAY-080-P(N)	Big Sky	38'11" x 42'9"	5-12 Years	42	84	Ground Spike	Anchor Bolt or In-Ground

How to plan your playground

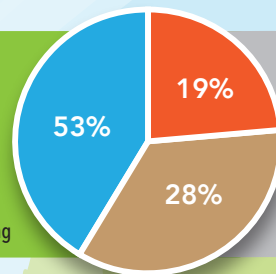


BUDGET Considerations

Example of Playground Funding Allocation

- Equipment
- Surfacing (EWF)
- Installation

The budget percentages listed are for illustrative purposes only and to visually address the main considerations when planning a playground project. Surfacing percentage is based on using EWF surfacing



INSTALLATION FACTORS to consider:

- **Professional Installation**
Certified installers manage the entire process
- **Supervised Installation**
Volunteers participate under supervision of factory-certified installers.
- **Customer Installation***
Volunteers organize and fully participate in installation.



EQUIPMENT Considerations

- Number of children / ages
- Site space
- Age-appropriate activities



SITE Considerations

- Topography
- Soil / Circulation
- Drainage
- Utilities



*Using volunteers for your installation allows for more equipment

ultraPLAY[®]

A PLAYCORE Company

UltraPlay

1675 Locust Street,

Red Bud, IL 62278

888.403.7684 ultraplay.com



facebook.com/uplaytoday



Your Play Solutions Provider is:

play solutions for **early childhood** and beyond...



Playgrounds provide a great way for children to exercise, socialize, and learn new skills. Why not enhance this area with site furnishings, shade, and safety surfacing so that everyone in the community can enjoy the space?

Let us show you how **ultraPLAY** can be your **One Stop Recreation Solution.**

