

February 13, 2013
Updated January 12, 2017
800-424-2432



Contents

Refer to KI Terms & Conditions document or visit ki.com.

Ordering C.O.M., C.O.L., and C.O.V. High Point		2
Affina®	Guest Chair General Information	4
	Guest Chairs	6
	Multiple Seating General Information	8
	Multiple Seating	10
	Connecting Tables	18
	Lobby and Lounge Seating General Information	20
	Lobby and Lounge Seating	26
	Tables	38
Healthcare General Information	44	
Affina®	Healthcare 1.5, II General Information	46
Affina®	Healthcare Seating	50
Affina® 1.5	Recliner	76
Affina® II	Recliner	86
	Bariatric Recliner	96

Ordering C.O.M., C.O.L., and C.O.V.

High Point

Customer's Own Material ■

Specifications Form

January 2017

All fabrics, including COM, COL, KOM and in grades will be applied at the factory's discretion. If a pattern or stripe is to be applied in a certain direction, the customer MUST specify this in writing on the P.O. and attach a sample of the fabric with it running in the application direction to the P.O. Specifying fabric direction may increase the amount of COM or KOM yardage required. Check with KI Customer Service to see if an increase in yardage is necessary BEFORE specifying, ordering and sending COM and COL to the factory or having KOM quoted.

ALL C.O.M AND C.O.L SHIPMENTS
MUST BE PREPAID TO: KI
217 Feld Avenue
High Point, NC 27263

COM and COL must be identified as follows:

1. Name and address
2. Your purchase order number
3. Our style number to which fabric is to be applied
4. Supplier name and fabric name, number, and color

COLLECT SHIPMENTS WILL BE REFUSED.

SHIPMENT SCHEDULE WILL BE GIVEN WHEN ALL FABRIC IS RECEIVED FOR ENTIRE ORDER

YARDAGE REQUIREMENTS LISTED IN PRICE LIST ARE BASED ON PLAIN GOODS 54" WIDE. Fabrics less than 54" wide, or those requiring matching (stripes, plaids, prints, large patterns) will require additional yardage based on the fabric used and the item ordered. CONSULT MATRIX BELOW FOR ADDITIONAL YARDAGE NEEDED.

C.O.M. INCREASE MATRIX (The yardage matrix is also applicable to any reservations of KI Ingrade, Pallas, or KOM upholsteries).

This table is a general guide.

FABRIC WIDTH	PLAIN FABRIC	UNDER 7" REPEAT	8"-13" REPEAT	14"-21" REPEAT	22"-27" REPEAT	28"-33" REPEAT	34"-40" REPEAT	41"-48" REPEAT
54"	0	20%	25%	30%	45%	55%	70%	80%
51"-53"	15%	25%	30%	35%	50%	60%	80%	90%
48"-50"	20%	30%	35%	40%	55%	65%	85%	95%
45"-47"	30%	45%	50%	55%	60%	80%	90%	100%
36"-44"	50%	65%	70%	75%	80%	100%	110%	120%

FABRIC WITH DOUBLE REPEAT: IF USING A FABRIC WITH A DOUBLE REPEAT, PLEASE FOLLOW THIS FORMULA: TAKE THE TOTAL AMOUNT OF THE LARGER AND HALF OF THE SMALLER REPEAT; ADD TOGETHER TO FIND THE CORRECT OVERALL REPEAT. EXAMPLE: 10" VERTICAL WITH 14" HORIZONTAL WOULD BE $14+5=19$.

IF FABRIC COMES IN ON MULTIPLE ROLLS, ONE ADDITIONAL YARD PER ROLL NEEDS TO BE ADDED TO THE YARDAGE REQUIREMENT.

SPECIAL NOTE: WE CAN ASSUME NO RESPONSIBILITY FOR THE DURABILITY OR TAILORING QUALITY OF CUSTOMER FURNISHED COVERINGS (C.O.M.) OR KOM. KOM: is fabric that KI will purchase for you at jobber's price (net) plus a nominal charge for handling, shipping, and managing.



Customer's Own Material ■

Specifications Form

January 2017

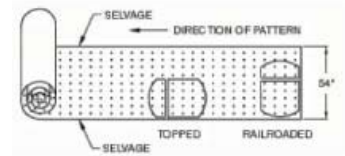
ADDITIONAL NOTES:

- Orders cannot go into production without the information listed at right.
- Attach memo sample to this approval sheet.
- If your order has been placed, list PO# _____
- The cost of the COM sample will be paid by the client.
- Even after preliminary approval, KI reserves the right to reject COM/COL if necessary when the quality is not satisfactory for the product to be upholstered. KI assumes no responsibility for its overall appearance, flammability, durability, color fastness or any other quality after upholstered on a KI product.

ALL COM MUST BE APPROVED.

Photocopy this form and submit with COM fabric for approval:

(This fabric approval is for the purpose of advising how to apply your COM fabric, verify yardage required, and suitability.)



YOUR COMPANY NAME _____

PHONE _____ FAX _____

Material Supplier _____

Material Name _____ Number _____

Material Color _____ Width _____

Vertical Repeat _____ Horizontal Repeat _____

Fiber Content _____

Direction Stripe/Pattern to be applied _____

COM TO BE USED ON THE FOLLOWING:

QTY	PRODUCT NAME/NUMBER
_____	_____
_____	_____
_____	_____
_____	_____
_____	_____



Affina®

Guest Chair General Information



Open Arm Guest Chair
(1901)



Closed Arm Guest Chair
(1911)



Armless Guest Chair
(1901A)

General Dimensions

Seat width	20-1/2"	20-1/2"	20-1/2"
Seat depth	18-1/2"	18-1/2"	18-1/2"
Seat height	19"	19"	19"
Arm width	2-1/4"	2-1/4"	
Arm height (mid point)	27"	27"	

Overall Dimensions

Width	24"	24"	23-1/2"
Depth	23-1/2"	23-1/2"	23-1/2"
Height	31-1/2"	31-1/2"	31-1/2"

UPHOLSTERY INFORMATION

C.O.M. Fabric

For C.O.M. fabric sent to KI-High Point on multiple rolls, add an additional yard of fabric per roll to the yardage requirements. Multiple rolls have shorter pieces of fabric on them and do not allow nesting and stacking of the fabric to achieve the best yield as is done with one large roll. This results in yardage shortages and requests for additional fabric from the client, which can hold up the order. For each roll that is sent, one yard needs to be added and needs to be added to one of the rolls, not separately.

Fabric Disclaimer

Fabric will be applied as swatched by the fabric manufacturer. Fabric that is required to be applied differently than is swatched will need a Special Cost Request written specifying the direction the fabric is to be applied. The posted standard lead time will apply to the Special Cost Request.

FINISH INFORMATION

SPECIAL FINISH MATCHES

KI can match special finish requests at an upcharge of \$68 List per item, up to 12 or a maximum charge of \$818 List per order per color. Special finish requests must be sent to your KI customer service representative.

Upon receipt from KI, the finishing department will prepare a "strike-off" which will be sent to the customer for approval.

The approval form accompanying the strike-off should be faxed to your KI customer service representative. Upon receipt of the signed approval form, KI will proceed with the order. Disapproved samples may be sent back to KI directly with an explanation of disapproval. A Special Finish Number (SFN) will be assigned to this finish sample for future reference or reorders.



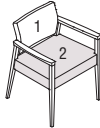
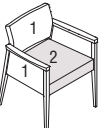

INFORMATION

Warranty

Refer to KI Terms & Conditions document
or visit ki.com

Affina®

Guest Chairs

	MODEL	Features	COM	MODEL NUMBER						
				Basic Model	Non-Contrast or Fabric Contrast 1	Fabric Contrast 2	Wood Finish	Glide Option	Arm Cap	Moisture Barrier
 <p>AFGS</p>	Open Arm Guest Chair	Non-contrast	1.5 yds	1901/NC	□□□□		□□□	□□	□□□	□□
		Contrast		1901/FC	□□□□	□□□□	□□□	□□	□□□	□□
 <p>AFGS</p>	Closed Arm Guest Chair	Non-contrast	2 yds	1911/NC	□□□□		□□□	□□	□□□	□□
		Contrast		1911/FC	□□□□	□□□□	□□□	□□	□□□	□□
 <p>AFGS</p>	Armless Guest Chair	Non-contrast	1.5 yds	1901A/NC	□□□□		□□□	□□		□□
		Contrast		1901A/FC	□□□□	□□□□	□□□	□□		□□

A **B** **C** **D** **E** **F** **G**

HOW TO ORDER

Indicate the following information on order form:

- Quantity of each item.
- Model number, including options. See "How To Build a Model Number".
- Any special service required.

Note: • The indicates that a choice is required.

- The absence of the indicates that no choice is required.
- Alpha-numeric characters in place of indicate that no other alternatives are available.

HOW TO BUILD A MODEL NUMBER

A Select basic model.

B Select non-contrast or fabric contrast 1.
Refer to color addendum at ki.com or KI Fabrics & Finishes binder.

C Select fabric contrast 2.
Refer to color addendum at ki.com or KI Fabrics & Finishes binder.

D Select wood finish color.
Refer to color addendum at ki.com or KI Fabrics & Finishes binder.
For Kensington Maple add upcharge.

E Select glide option.

NG	- Nylon glides
PG	- Polycarbonate glides
RG	- Rubber glides
FG	- Felt glides

F Select armcaps.

WAC	- Wood armcaps
------------	----------------

PAC - Black poly (pair); add \$171

G Select moisture barrier.

MB - Moisture barrier

NMB - No moisture barrier

See pricing column for moisture barrier upcharge.



Approx. Packaged Weight	Grade C.O.M.	Grade C	Grade D	Grade E & C.O.L.	Grade F	Grade G	Grade H	Grade I	Grade J	Grade K	Grade L Leather	Grade M Leather	Moisture Barrier add to list price
42.0#	\$ 1191	\$ 1244	\$ 1259	\$ 1276	\$ 1288	\$ 1310	\$ 1333	\$ 1362	\$ 1419	\$ 1476	\$ 1534	\$ 1648	\$ 118
42.0#	1243	1297	1311	1329	1340	1363	1385	1414	1472	1529	1586	1701	118
45.0#	\$ 1293	\$ 1365	\$ 1384	\$ 1407	\$ 1422	\$ 1452	\$ 1483	\$ 1521	\$ 1598	\$ 1674	\$ 1750	\$ 1902	\$ 118
45.0#	1345	1417	1437	1460	1475	1505	1536	1574	1650	1726	1803	1955	118
40.0#	\$ 1124	\$ 1178	\$ 1193	\$ 1210	\$ 1222	\$ 1244	\$ 1267	\$ 1296	\$ 1353	\$ 1410	\$ 1468	\$ 1582	\$ 118
40.0#	1176	1231	1245	1263	1274	1297	1319	1348	1406	1463	1520	1635	118

KENSINGTON MAPLE UPCHARGE

Kensington Maple requires extended leadtimes.

Model

1901/NC	\$46
1901/FC	\$46
1911/NC	\$46
1911/FC	\$46
1901A/NC	\$46
1901A/FC	\$46

UPHOLSTERY INFORMATION

C.O.M. Requirements

C.O.M. yardage requirements listed above are based on plain goods 54" wide. If less than 54" wide or fabrics requiring matching (stripes, plaids, prints, large patterns), additional yardage will be needed. Consult C.O.M. matrix for additional yardage needed. For C.O.M. fabric sent to KI-High Point on multiple rolls, add an additional yard of fabric per roll to the yardage requirements.

C.O.L. Requirements

Figure 18 sq. ft. of leather (C.O.L.) for each yard shown (i.e. 4.75 x 18 = 85.5 sq. ft).

Contrasting Upholstery

When contrasting fabric is chosen, price at highest in-grade.

SPECIAL SERVICES

Special Carton Marking

With specially marked information N/C

Shipping

Shipped **assembled freight prepaid f.o.b. High Point, North Carolina 27263** factory. Freight class #175.

Specifications and prices are subject to change without prior notice.

Affina®

Multiple Seating General Information



**One Seat - Open Arm
(AAOC)**

**Two Seat - Open Arm
(AAOCC)**

**Three Seat - Open Arm
(AAOCCC)**

**One Seat - Closed Arm
(AAPC)**

**Two Seat - Closed Arm
(AAPCC)**

**Three Seat - Closed
Arm
(AAPCCC)**

General Dimensions

Seat width	20-1/2"	20-1/2"	20-1/2"	20-1/2"	20-1/2"	20-1/2"
Seat depth	19-1/2"	19-1/2"	19-1/2"	19-1/2"	19-1/2"	19-1/2"
Seat height	19"	19"	19"	19"	19"	19"
Arm width	2-1/4"	2-1/4"	2-1/4"	2-1/4"	2-1/4"	2-1/4"
Arm height	27"	27"	27"	27"	27"	27"

Overall Dimensions

Width	24-3/4"	46-3/4"	69"	24-3/4"	46-3/4"	69"
Depth	23-1/2"	23-1/2"	23-1/2"	23-1/2"	23-1/2"	23-1/2"
Height	31-1/2"	31-1/2"	31-1/2"	31-1/2"	31-1/2"	31-1/2"

UPHOLSTERY INFORMATION

C.O.M. Fabric

For C.O.M. fabric sent to KI-High Point on multiple rolls, add an additional yard of fabric per roll to the yardage requirements. Multiple rolls have shorter pieces of fabric on them and do not allow nesting and stacking of the fabric to achieve the best yield as is done with one large roll. This results in yardage shortages and requests for additional fabric from the client, which can delay an order. For each roll that is sent, one yard needs to be added to one of the rolls, not separately.

Fabric Disclaimer

Fabric will be applied as swatched by the fabric manufacturer. Fabric that is required to be applied differently than is swatched will need a Special Cost Request written specifying the direction the fabric is to be applied. The posted standard lead time will apply to the Special Cost Request.

FINISH INFORMATION

SPECIAL FINISH MATCHES

KI can match special finish requests at an upcharge of \$68 List per item, up to 12 or a maximum charge of \$818 List per order per color. Special finish requests must be sent to your KI customer service representative.

Upon receipt from KI, the finishing department will prepare a "strike-off" which will be sent to the customer for approval.

The approval form accompanying the strike-off should be faxed to your KI customer service representative. Upon receipt of the signed approval form, KI will proceed with the order. Disapproved samples may be sent back to KI directly with an explanation of disapproval. A Special Finish Number (SFN) will be assigned to this finish sample for future reference or reorders.



Loveseat - Open Arm
(A033)

Loveseat - Closed Arm
(AP33)

Center Table
(AC)

End Table
(ACE)

90 Degree Connecting
Table
(AC90)

General Dimensions					
Seat width	38"	38"			
Seat depth	19-1/2"	19-1/2"			
Seat height	19"	19"			
Arm width	2-1/4"	2-1/4"			
Arm height	27"	27"			
Overall Dimensions					
Width	42"	42"	20"	20"	33"
Depth	23-1/2"	23-1/2"	20"	20"	19"
Height	31-1/2"	31-1/2"	17"	17"	17"

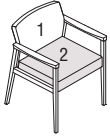
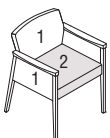
INFORMATION

Warranty

Refer to KI Terms & Conditions document or visit ki.com

Affina®

Multiple Seating

			MODEL NUMBER								Approx. Packaged Weight
Features	COM	Basic Model	Table Connect	Non-Contrast or Fabric Contrast 1	Fabric Contrast 2	Wood Finish	Arm Cap	Glide Option	Moisture Barrier		
	Non-contrast	1.5 yd	AAOC/NC	<input type="checkbox"/> <input type="checkbox"/> <input type="checkbox"/> <input type="checkbox"/>	<input type="checkbox"/> <input type="checkbox"/> <input type="checkbox"/> <input type="checkbox"/>		<input type="checkbox"/> <input type="checkbox"/> <input type="checkbox"/>	<input type="checkbox"/> <input type="checkbox"/> <input type="checkbox"/>	<input type="checkbox"/> <input type="checkbox"/>	<input type="checkbox"/> <input type="checkbox"/> <input type="checkbox"/>	45.0#
	Contrast		AAOC/FC	<input type="checkbox"/> <input type="checkbox"/> <input type="checkbox"/> <input type="checkbox"/>	<input type="checkbox"/> <input type="checkbox"/> <input type="checkbox"/> <input type="checkbox"/>	<input type="checkbox"/> <input type="checkbox"/> <input type="checkbox"/> <input type="checkbox"/>	<input type="checkbox"/> <input type="checkbox"/> <input type="checkbox"/>	<input type="checkbox"/> <input type="checkbox"/> <input type="checkbox"/>	<input type="checkbox"/> <input type="checkbox"/>	<input type="checkbox"/> <input type="checkbox"/> <input type="checkbox"/>	45.0#
<p>AFMS</p> <p>One Seat (Open Arm)</p> <ul style="list-style-type: none"> • 1 = Back (Fabric Contrast 1) C.O.M. = 1 yd • 2 = Seat (Fabric Contrast 2) C.O.M. = 1 yd 											
	Non-contrast	2.25 yd	AAPC/NC	<input type="checkbox"/> <input type="checkbox"/> <input type="checkbox"/> <input type="checkbox"/>	<input type="checkbox"/> <input type="checkbox"/> <input type="checkbox"/> <input type="checkbox"/>		<input type="checkbox"/> <input type="checkbox"/> <input type="checkbox"/>	<input type="checkbox"/> <input type="checkbox"/> <input type="checkbox"/>	<input type="checkbox"/> <input type="checkbox"/>	<input type="checkbox"/> <input type="checkbox"/> <input type="checkbox"/>	52.0#
	Contrast		AAPC/FC	<input type="checkbox"/> <input type="checkbox"/> <input type="checkbox"/> <input type="checkbox"/>	<input type="checkbox"/> <input type="checkbox"/> <input type="checkbox"/> <input type="checkbox"/>	<input type="checkbox"/> <input type="checkbox"/> <input type="checkbox"/> <input type="checkbox"/>	<input type="checkbox"/> <input type="checkbox"/> <input type="checkbox"/>	<input type="checkbox"/> <input type="checkbox"/> <input type="checkbox"/>	<input type="checkbox"/> <input type="checkbox"/>	<input type="checkbox"/> <input type="checkbox"/> <input type="checkbox"/>	52.0#
<p>AFMS</p> <p>One Seat (Closed Arm)</p> <ul style="list-style-type: none"> • 1 = Back and arms (Fabric Contrast 1) C.O.M. = 1.75 yd • 2 = Seat (Fabric Contrast 2) C.O.M. = 1 yd 											
			A	B	C	D	E	F	G	H	

HOW TO ORDER

Indicate the following information on order form:

- Quantity of each item.
- Model number, including options. See "How To Build a Model Number".
- Any special service required.

Note: • The indicates that a choice is required.

- The absence of the indicates that no choice is required.
- Alpha-numeric characters in place of indicate that no other alternatives are available.

HOW TO BUILD A MODEL NUMBER

A Select basic model.

B Select table connection.

NT - No connecting table

LT - Left connecting table

RT - Right connecting table

LTRT - Left and Right connecting table

Left connector = right side when seated.
Right connector = left side when seated.

C Select non-contrast or fabric contrast 1. Refer to color addendum at ki.com or KI Fabrics & Finishes binder.

D Select fabric contrast 2. Refer to color addendum at ki.com or KI Fabrics & Finishes binder.

E Select wood finish color. Refer to color addendum at ki.com or KI Fabrics & Finishes binder. For Kensington Maple add upcharge.

F Select armcaps.

WAC - Wood armcaps

PAC - Black poly (pair); add \$171

G Select glide option.

NG - Nylon glides

PG - Polycarbonate glides

RG - Rubber glides

FG - Felt glides

H Select moisture barrier.

MB - Moisture barrier

NMB - No moisture barrier

See pricing column for moisture barrier upcharge.



Grade C.O.M.	Grade C	Grade D	Grade E & C.O.L.	Grade F	Grade G	Grade H	Grade I	Grade J	Grade K	Grade L Leather	Grade M Leather	Moisture Barrier add to list price
\$ 1176	\$ 1222	\$ 1234	\$ 1247	\$ 1258	\$ 1276	\$ 1296	\$ 1319	\$ 1367	\$ 1415	\$ 1463	\$ 1557	\$ 124
1229	1274	1286	1300	1310	1329	1348	1372	1419	1468	1515	1610	124
\$ 1343	\$ 1398	\$ 1412	\$ 1430	\$ 1441	\$ 1464	\$ 1486	\$ 1515	\$ 1573	\$ 1629	\$ 1687	\$ 1801	\$ 124
1396	1450	1465	1482	1494	1516	1539	1568	1625	1682	1740	1854	124

KENSINGTON MAPLE UPCHARGE

Kensington Maple requires extended leadtimes.

Model	
AAOC/NC	\$46
AAOC/FC	\$46
AAOCC/NC	\$85
AAOCC/FC	\$85
AAOCCC/NC	\$114
AAOCCC/FC	\$114
AAPC/NC	\$46
AAPC/FC	\$46
AAPCC/NC	\$85
AAPCC/FC	\$85
AAPCCC/NC	\$114
AAPCCC/FC	\$114
AO33/NC	\$67
AO33/FC	\$67

INFORMATION

C.O.M. and C.O.L. Requirements
C.O.M. yardage requirements listed above are based on plain goods 54" wide. If less than 54" wide or fabrics requiring matching (stripes, plaids, prints, large patterns), additional yardage will be needed. Consult C.O.M. matrix for additional yardage needed. For C.O.M. fabric sent to KI-High Point on multiple rolls, add an additional yard of fabric per roll to the yardage requirements.

C.O.L. Requirements
Figure 18 sq. ft. of leather (C.O.L.) for each yard shown (i.e., 4.75 x 18 = 85.5 sq ft).

Contrasting Upholstery
When contrasting fabric is chosen, price at highest in-grade.

Minimum Fabric/Leather Quantity
Minimum order for fabric is 1 yard. Minimum order for leather is 1 hide (approximately 50 sq. ft).

SPECIAL SERVICES



Special Carton Marking
With specially marked information N/C

Shipping
Shipped **assembled freight prepaid f.o.b. High Point, North Carolina 27263** factory. Freight class #175.

Specifications and prices are subject to change without prior notice.

Affina®

Multiple Seating

	Features	COM	MODEL NUMBER								Approx. Packaged Weight	
			Basic Model	Table Connect	Non-Contrast or Fabric Contrast 1	Fabric Contrast 2	Wood Finish	Arm Cap	Glide Option	Moisture Barrier		
	Non-contrast	2.5 yd	AAOCC/NC	<input type="checkbox"/> <input type="checkbox"/> <input type="checkbox"/> <input type="checkbox"/>	<input type="checkbox"/> <input type="checkbox"/> <input type="checkbox"/> <input type="checkbox"/>			<input type="checkbox"/> <input type="checkbox"/> <input type="checkbox"/> <input type="checkbox"/>	<input type="checkbox"/> <input type="checkbox"/> <input type="checkbox"/> <input type="checkbox"/>	<input type="checkbox"/> <input type="checkbox"/> <input type="checkbox"/> <input type="checkbox"/>	<input type="checkbox"/> <input type="checkbox"/> <input type="checkbox"/> <input type="checkbox"/>	80.0#
	Contrast		AAOCC/FC	<input type="checkbox"/> <input type="checkbox"/> <input type="checkbox"/> <input type="checkbox"/>	<input type="checkbox"/> <input type="checkbox"/> <input type="checkbox"/> <input type="checkbox"/>	<input type="checkbox"/> <input type="checkbox"/> <input type="checkbox"/> <input type="checkbox"/>		<input type="checkbox"/> <input type="checkbox"/> <input type="checkbox"/> <input type="checkbox"/>	<input type="checkbox"/> <input type="checkbox"/> <input type="checkbox"/> <input type="checkbox"/>	<input type="checkbox"/> <input type="checkbox"/> <input type="checkbox"/> <input type="checkbox"/>	<input type="checkbox"/> <input type="checkbox"/> <input type="checkbox"/> <input type="checkbox"/>	80.0#
<p>AFMS</p> <p>Two Seat (Open Arm)</p> <ul style="list-style-type: none"> • 1 = Back (Fabric Contrast 1) C.O.M. = 1.75 yd • 2 = Seat (Fabric Contrast 2) C.O.M. = 1.25 yd 												
	Non-contrast	3.75 yd	AAPCC/NC	<input type="checkbox"/> <input type="checkbox"/> <input type="checkbox"/> <input type="checkbox"/>	<input type="checkbox"/> <input type="checkbox"/> <input type="checkbox"/> <input type="checkbox"/>			<input type="checkbox"/> <input type="checkbox"/> <input type="checkbox"/> <input type="checkbox"/>	<input type="checkbox"/> <input type="checkbox"/> <input type="checkbox"/> <input type="checkbox"/>	<input type="checkbox"/> <input type="checkbox"/> <input type="checkbox"/> <input type="checkbox"/>	<input type="checkbox"/> <input type="checkbox"/> <input type="checkbox"/> <input type="checkbox"/>	85.0#
	Contrast		AAPCC/FC	<input type="checkbox"/> <input type="checkbox"/> <input type="checkbox"/> <input type="checkbox"/>	<input type="checkbox"/> <input type="checkbox"/> <input type="checkbox"/> <input type="checkbox"/>	<input type="checkbox"/> <input type="checkbox"/> <input type="checkbox"/> <input type="checkbox"/>		<input type="checkbox"/> <input type="checkbox"/> <input type="checkbox"/> <input type="checkbox"/>	<input type="checkbox"/> <input type="checkbox"/> <input type="checkbox"/> <input type="checkbox"/>	<input type="checkbox"/> <input type="checkbox"/> <input type="checkbox"/> <input type="checkbox"/>	<input type="checkbox"/> <input type="checkbox"/> <input type="checkbox"/> <input type="checkbox"/>	85.0#
<p>AFMS</p> <p>Two Seat (Closed Arm)</p> <ul style="list-style-type: none"> • 1 = Back and arms (Fabric Contrast 1) C.O.M. = 2.75 yd • 2 = Seat (Fabric Contrast 2) C.O.M. = 1.25 yd 												
			A	B	C	D	E	F	G	H		

HOW TO ORDER

Indicate the following information on order form:

- Quantity of each item.
- Model number, including options. See "How To Build a Model Number".
- Any special service required.

Note: • The indicates that a choice is required.
 • The absence of the indicates that no choice is required.
 • Alpha-numeric characters in place of indicate that no other alternatives are available.

HOW TO BUILD A MODEL NUMBER

- A** Select basic model.
- B** Select table connection.
 - NT** - No connecting table
 - LT** - Left connecting table
 - RT** - Right connecting table
 - LTRT** - Left and Right connecting table
 Left connector = right side when seated.
 Right connector = left side when seated.
- C** Select non-contrast or fabric contrast 1. Refer to color addendum at ki.com or KI Fabrics & Finishes binder.
- D** Select fabric contrast 2. Refer to color addendum at ki.com or KI Fabrics & Finishes binder.
- E** Select wood finish color. Refer to color addendum at ki.com or KI Fabrics & Finishes binder. For Kensington Maple add upcharge.

- F** Select armcaps.
 - WAC** - Wood armcaps
 - PAC** - Black poly; add \$256
 Upcharge for three armcaps.
- G** Select glide option.
 - NG** - Nylon glides
 - PG** - Polycarbonate glides
 - RG** - Rubber glides
 - FG** - Felt glides
- H** Select moisture barrier.
 - MB** - Moisture barrier
 - NMB** - No moisture barrier
 See pricing column for moisture barrier upcharge.



Grade C.O.M.	Grade C	Grade D	Grade E & C.O.L.	Grade F	Grade G	Grade H	Grade I	Grade J	Grade K	Grade L Leather	Grade M Leather	Moisture Barrier add to list price
\$ 1880	\$ 1970	\$ 1994	\$ 2022	\$ 2041	\$ 2080	\$ 2118	\$ 2165	\$ 2261	\$ 2357	\$ 2451	\$ 2642	\$ 134
1947	2037	2061	2089	2108	2147	2185	2232	2328	2424	2518	2709	134
\$ 2058	\$ 2166	\$ 2195	\$ 2229	\$ 2253	\$ 2298	\$ 2343	\$ 2401	\$ 2515	\$ 2630	\$ 2744	\$ 2974	\$ 134
2125	2233	2262	2296	2320	2365	2410	2468	2582	2697	2811	3041	134

KENSINGTON MAPLE UPCHARGE

Kensington Maple requires extended leadtimes.

Model	
AAOC/NC	\$46
AAOC/FC	\$46
AAOCC/NC	\$85
AAOCC/FC	\$85
AAOCCC/NC	\$114
AAOCCC/FC	\$114
AAPC/NC	\$46
AAPC/FC	\$46
AAPCC/NC	\$85
AAPCC/FC	\$85
AAPCCC/NC	\$114
AAPCCC/FC	\$114
AO33/NC	\$67
AO33/FC	\$67

INFORMATION

C.O.M. and C.O.L. Requirements

C.O.M. yardage requirements listed above are based on plain goods 54" wide. If less than 54" wide or fabrics requiring matching (stripes, plaids, prints, large patterns), additional yardage will be needed. Consult C.O.M. matrix for additional yardage needed. For C.O.M. fabric sent to KI-High Point on multiple rolls, add an additional yard of fabric per roll to the yardage requirements.

C.O.L. Requirements

Figure 18 sq. ft. of leather (C.O.L.) for each yard shown (i.e., 4.75 x 18 = 85.5 sq ft).

Contrasting Upholstery

When contrasting fabric is chosen, price at highest in-grade.

Minimum Fabric/Leather Quantity

Minimum order for fabric is 1 yard. Minimum order for leather is 1 hide (approximately 50 sq. ft).

SPECIAL SERVICES

Special Carton Marking

With specially marked information N/C


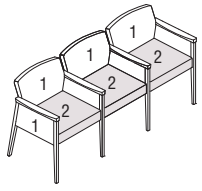
Shipping

Shipped **assembled freight prepaid f.o.b. High Point, North Carolina 27263** factory. Freight class #175.

Specifications and prices are subject to change without prior notice.

Affina®

Multiple Seating

	Features	COM	MODEL NUMBER								Approx. Packaged Weight	
			Basic Model	Table Connect	Non-Contrast or Fabric Contrast 1	Fabric Contrast 2	Wood Finish	Arm Cap	Glide Option	Moisture Barrier		
	Non-contrast	3.75 yd	AAOCCC/NC	<input type="checkbox"/> <input type="checkbox"/> <input type="checkbox"/> <input type="checkbox"/>	<input type="checkbox"/> <input type="checkbox"/> <input type="checkbox"/> <input type="checkbox"/>			<input type="checkbox"/> <input type="checkbox"/> <input type="checkbox"/>	<input type="checkbox"/> <input type="checkbox"/> <input type="checkbox"/>	<input type="checkbox"/> <input type="checkbox"/>	<input type="checkbox"/> <input type="checkbox"/> <input type="checkbox"/>	105.0#
	Contrast		AAOCCC/FC	<input type="checkbox"/> <input type="checkbox"/> <input type="checkbox"/> <input type="checkbox"/>	<input type="checkbox"/> <input type="checkbox"/> <input type="checkbox"/> <input type="checkbox"/>	<input type="checkbox"/> <input type="checkbox"/> <input type="checkbox"/> <input type="checkbox"/>		<input type="checkbox"/> <input type="checkbox"/> <input type="checkbox"/>	<input type="checkbox"/> <input type="checkbox"/> <input type="checkbox"/>	<input type="checkbox"/> <input type="checkbox"/>	<input type="checkbox"/> <input type="checkbox"/> <input type="checkbox"/>	105.0#
<p>AFMS</p> <p>Three Seat (Open Arm)</p> <ul style="list-style-type: none"> • 1 = Back (Fabric Contrast 1) C.O.M. = 2.5 yd • 2 = Seat (Fabric Contrast 2) C.O.M. = 1.75 yd 												
	Non-contrast	5.5 yd	AAPCCC/NC	<input type="checkbox"/> <input type="checkbox"/> <input type="checkbox"/> <input type="checkbox"/>	<input type="checkbox"/> <input type="checkbox"/> <input type="checkbox"/> <input type="checkbox"/>			<input type="checkbox"/> <input type="checkbox"/> <input type="checkbox"/>	<input type="checkbox"/> <input type="checkbox"/> <input type="checkbox"/>	<input type="checkbox"/> <input type="checkbox"/>	<input type="checkbox"/> <input type="checkbox"/> <input type="checkbox"/>	110.0#
	Contrast		AAPCCC/FC	<input type="checkbox"/> <input type="checkbox"/> <input type="checkbox"/> <input type="checkbox"/>	<input type="checkbox"/> <input type="checkbox"/> <input type="checkbox"/> <input type="checkbox"/>	<input type="checkbox"/> <input type="checkbox"/> <input type="checkbox"/> <input type="checkbox"/>		<input type="checkbox"/> <input type="checkbox"/> <input type="checkbox"/>	<input type="checkbox"/> <input type="checkbox"/> <input type="checkbox"/>	<input type="checkbox"/> <input type="checkbox"/>	<input type="checkbox"/> <input type="checkbox"/> <input type="checkbox"/>	110.0#
<p>AFMS</p> <p>Three Seat (Closed Arm)</p> <ul style="list-style-type: none"> • 1 = Back and arms (Fabric Contrast 1) C.O.M. = 4 yd • 2 = Seat (Fabric Contrast 2) C.O.M. = 1.75 yd 												
			A	B	C	D	E	F	G	H		

HOW TO ORDER

Indicate the following information on order form:

- Quantity of each item.
- Model number, including options. See "How To Build a Model Number".
- Any special service required.

- Note:
- The indicates that a choice is required.
 - The absence of the indicates that no choice is required.
 - Alpha-numeric characters in place of indicate that no other alternatives are available.

HOW TO BUILD A MODEL NUMBER

A Select basic model.

B Select table connection.

NT - No connecting table

LT - Left connecting table

RT - Right connecting table

LTRT - Left and Right connecting table

Left connector = right side when seated.
Right connector = left side when seated.

C Select non-contrast or fabric contrast 1. Refer to color addendum at ki.com or KI Fabrics & Finishes binder.

D Select fabric contrast 2. Refer to color addendum at ki.com or KI Fabrics & Finishes binder.

E Select wood finish color. Refer to color addendum at ki.com or KI Fabrics & Finishes binder. For Kensington Maple add upcharge.

F Select armcaps.

WAC - Wood armcaps

PAC - Black poly; add \$342

Upcharge for four armcaps.

G Select glide option.

NG - Nylon glides

PG - Polycarbonate glides

RG - Rubber glides

FG - Felt glides

H Select moisture barrier.

MB - Moisture barrier

NMB - No moisture barrier

See pricing column for moisture barrier upcharge.



Grade C.O.M.	Grade C	Grade D	Grade E & C.O.L.	Grade F	Grade G	Grade H	Grade I	Grade J	Grade K	Grade L Leather	Grade M Leather	Moisture Barrier add to list price
\$ 2604	\$ 2740	\$ 2776	\$ 2818	\$ 2847	\$ 2905	\$ 2961	\$ 3033	\$ 3177	\$ 3319	\$ 3462	\$ 3748	\$ 144
2705	2841	2877	2919	2948	3006	3062	3134	3277	3420	3563	3849	144
\$ 2943	\$ 3096	\$ 3137	\$ 3186	\$ 3218	\$ 3283	\$ 3348	\$ 3429	\$ 3591	\$ 3753	\$ 3915	\$ 4239	\$ 144
3044	3197	3238	3287	3319	3384	3448	3530	3692	3854	4016	4340	144

KENSINGTON MAPLE UPCHARGE

Kensington Maple requires extended leadtimes.

Model

AAOC/NC	\$46
AAOC/FC	\$46
AAOCC/NC	\$85
AAOCC/FC	\$85
AAOCCC/NC	\$114
AAOCCC/FC	\$114
AAPC/NC	\$46
AAPC/FC	\$46
AAPCC/NC	\$85
AAPCC/FC	\$85
AAPCCC/NC	\$114
AAPCCC/FC	\$114
AO33/NC	\$67
AO33/FC	\$67

INFORMATION
C.O.M. and C.O.L. Requirements

C.O.M. yardage requirements listed above are based on plain goods 54" wide. If less than 54" wide or fabrics requiring matching (stripes, plaids, prints, large patterns), additional yardage will be needed. Consult C.O.M. matrix for additional yardage needed. For C.O.M. fabric sent to KI-High Point on multiple rolls, add an additional yard of fabric per roll to the yardage requirements.

C.O.L. Requirements

Figure 18 sq. ft. of leather (C.O.L.) for each yard shown (i.e., 4.75 x 18 = 85.5 sq ft).

Contrasting Upholstery

When contrasting fabric is chosen, price at highest in-grade.

Minimum Fabric/Leather Quantity

Minimum order for fabric is 1 yard. Minimum order for leather is 1 hide (approximately 50 sq. ft).

SPECIAL SERVICES
Special Carton Marking

With specially marked information N/C

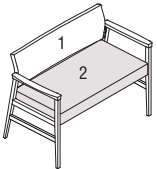
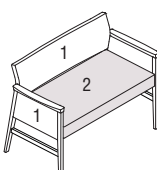
Shipping

Shipped **assembled freight prepaid f.o.b. High Point, North Carolina 27263** factory. Freight class #175.

Specifications and prices are subject to change without prior notice.

Affina®

Multiple Seating

			MODEL NUMBER								Approx. Packaged Weight
Features	COM	Basic Model	Table Connect	Non-Contrast or Fabric Contrast 1	Fabric Contrast 2	Wood Finish	Arm Cap	Glide Option	Moisture Barrier		
	Non-contrast	2.5 yd	A033/NC	<input type="checkbox"/> <input type="checkbox"/> <input type="checkbox"/> <input type="checkbox"/>	<input type="checkbox"/> <input type="checkbox"/> <input type="checkbox"/> <input type="checkbox"/>		<input type="checkbox"/> <input type="checkbox"/> <input type="checkbox"/>	<input type="checkbox"/> <input type="checkbox"/> <input type="checkbox"/>	<input type="checkbox"/> <input type="checkbox"/>	<input type="checkbox"/> <input type="checkbox"/> <input type="checkbox"/>	70.0#
	Contrast		A033/FC	<input type="checkbox"/> <input type="checkbox"/> <input type="checkbox"/> <input type="checkbox"/>	<input type="checkbox"/> <input type="checkbox"/> <input type="checkbox"/> <input type="checkbox"/>	<input type="checkbox"/> <input type="checkbox"/> <input type="checkbox"/> <input type="checkbox"/>	<input type="checkbox"/> <input type="checkbox"/> <input type="checkbox"/>	<input type="checkbox"/> <input type="checkbox"/> <input type="checkbox"/>	<input type="checkbox"/> <input type="checkbox"/>	<input type="checkbox"/> <input type="checkbox"/> <input type="checkbox"/>	70.0#
<p>AFMS Loveseat (Open Arm)</p> <ul style="list-style-type: none"> • 1 = Back (Fabric Contrast 1) C.O.M. = 1.75 yd • 2 = Seat (Fabric Contrast 2) C.O.M. = 1 yd 											
	Non-contrast	3.5 yd	AP33/NC	<input type="checkbox"/> <input type="checkbox"/> <input type="checkbox"/> <input type="checkbox"/>	<input type="checkbox"/> <input type="checkbox"/> <input type="checkbox"/> <input type="checkbox"/>		<input type="checkbox"/> <input type="checkbox"/> <input type="checkbox"/>	<input type="checkbox"/> <input type="checkbox"/> <input type="checkbox"/>	<input type="checkbox"/> <input type="checkbox"/>	<input type="checkbox"/> <input type="checkbox"/> <input type="checkbox"/>	75.0#
	Contrast		AP33/FC	<input type="checkbox"/> <input type="checkbox"/> <input type="checkbox"/> <input type="checkbox"/>	<input type="checkbox"/> <input type="checkbox"/> <input type="checkbox"/> <input type="checkbox"/>	<input type="checkbox"/> <input type="checkbox"/> <input type="checkbox"/> <input type="checkbox"/>	<input type="checkbox"/> <input type="checkbox"/> <input type="checkbox"/>	<input type="checkbox"/> <input type="checkbox"/> <input type="checkbox"/>	<input type="checkbox"/> <input type="checkbox"/>	<input type="checkbox"/> <input type="checkbox"/> <input type="checkbox"/>	75.0#
<p>AFMS Loveseat (Closed Arm)</p> <ul style="list-style-type: none"> • 1 = Back and arms (Fabric Contrast 1) C.O.M. = 2.25 yd • 2 = Seat (Fabric Contrast 2) C.O.M. = 1 yd 											
			A	B	C	D	E	F	G	H	

HOW TO ORDER

Indicate the following information on order form:

- Quantity of each item.
- Model number, including options. See "How To Build a Model Number".
- Any special service required.

Note: • The indicates that a choice is required.

- The absence of the indicates that no choice is required.
- Alpha-numeric characters in place of indicate that no other alternatives are available.

HOW TO BUILD A MODEL NUMBER

A Select basic model.

B Select table connection.

- NT** - No connecting table
- LT** - Left connecting table
- RT** - Right connecting table
- LTRT** - Left and Right connecting table

Left connector = right side when seated.
 Right connector = left side when seated.

C Select non-contrast or fabric contrast 1. Refer to color addendum at ki.com or KI Fabrics & Finishes binder.

D Select fabric contrast 2. Refer to color addendum at ki.com or KI Fabrics & Finishes binder.

E Select wood finish color. Refer to color addendum at ki.com or KI Fabrics & Finishes binder. For Kensington Maple add upcharge.

F Select armcaps.

- WAC** - Wood armcaps
- PAC** - Black poly (pair); add \$171

G Select glide option.

- NG** - Nylon glides
- PG** - Polycarbonate glides
- RG** - Rubber glides
- FG** - Felt glides

H Select moisture barrier.

- MB** - Moisture barrier
 - NMB** - No moisture barrier
- See pricing column for moisture barrier upcharge.



Grade C.O.M.	Grade C	Grade D	Grade E & C.O.L.	Grade F	Grade G	Grade H	Grade I	Grade J	Grade K	Grade L Leather	Grade M Leather	Moisture Barrier add to list price
\$ 1437	\$ 1527	\$ 1551	\$ 1580	\$ 1599	\$ 1637	\$ 1675	\$ 1722	\$ 1818	\$ 1914	\$ 2009	\$ 2199	\$ 118
1504	1594	1618	1647	1666	1704	1742	1789	1885	1981	2075	2266	118
\$ 1560	\$ 1687	\$ 1721	\$ 1761	\$ 1788	\$ 1841	\$ 1894	\$ 1961	\$ 2095	\$ 2228	\$ 2362	\$ 2629	\$ 118
1627	1754	1788	1828	1855	1908	1961	2028	2162	2295	2429	2696	118

KENSINGTON MAPLE UPCHARGE

Kensington Maple requires extended leadtimes.

Model	
AAOC/NC	\$46
AAOC/FC	\$46
AAOCC/NC	\$85
AAOCC/FC	\$85
AAOCCC/NC	\$114
AAOCCC/FC	\$114
AAPC/NC	\$46
AAPC/FC	\$46
AAPCC/NC	\$85
AAPCC/FC	\$85
AAPCCC/NC	\$114
AAPCCC/FC	\$114
AO33/NC	\$67
AO33/FC	\$67

INFORMATION

C.O.M. and C.O.L. Requirements

C.O.M. yardage requirements listed above are based on plain goods 54" wide. If less than 54" wide or fabrics requiring matching (stripes, plaids, prints, large patterns), additional yardage will be needed. Consult C.O.M. matrix for additional yardage needed. For C.O.M. fabric sent to KI-High Point on multiple rolls, add an additional yard of fabric per roll to the yardage requirements.

C.O.L. Requirements

Figure 18 sq. ft. of leather (C.O.L.) for each yard shown (i.e., 4.75 x 18 = 85.5 sq ft).

Contrasting Upholstery

When contrasting fabric is chosen, price at highest in-grade.

Minimum Fabric/Leather Quantity

Minimum order for fabric is 1 yard. Minimum order for leather is 1 hide (approximately 50 sq. ft).

SPECIAL SERVICES

Special Carton Marking

With specially marked information N/C

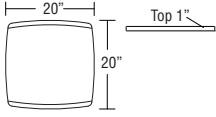
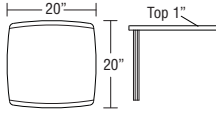
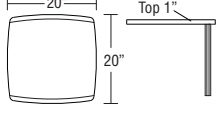
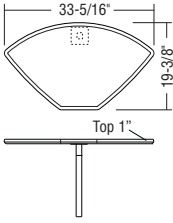
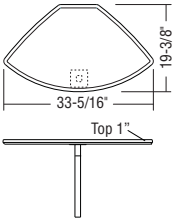
Shipping

Shipped **assembled freight prepaid f.o.b. High Point, North Carolina 27263** factory. Freight class #175.

Specifications and prices are subject to change without prior notice.

Affina®

Connecting Tables

MODEL	Features	W x D	MODEL NUMBER			Approx. Packaged Weight
			Basic Model	Wood Finish	Laminate Color	
 <p>Center Connection Table • 17" height</p>	Laminate Top	20 x 20"	AC.L	<input type="checkbox"/> <input type="checkbox"/> <input type="checkbox"/>	<input type="checkbox"/> <input type="checkbox"/> <input type="checkbox"/>	0.0#
	Veneer Top	20 x 20"	AC.V	<input type="checkbox"/> <input type="checkbox"/> <input type="checkbox"/>		0.0#
AFCT						
 <p>End Table-Left • 17" height</p>	Laminate Top	20 x 20"	ACE.L.L	<input type="checkbox"/> <input type="checkbox"/> <input type="checkbox"/>	<input type="checkbox"/> <input type="checkbox"/> <input type="checkbox"/>	0.0#
	Veneer Top	20 x 20"	ACE.L.V	<input type="checkbox"/> <input type="checkbox"/> <input type="checkbox"/>		0.0#
AFCT						
 <p>End Table-Right • 17" height</p>	Laminate Top	20 x 20"	ACE.R.L	<input type="checkbox"/> <input type="checkbox"/> <input type="checkbox"/>	<input type="checkbox"/> <input type="checkbox"/> <input type="checkbox"/>	0.0#
	Veneer Top	20 x 20"	ACE.R.V	<input type="checkbox"/> <input type="checkbox"/> <input type="checkbox"/>		0.0#
AFCT						
 <p>90 Degree Connector Table-Inside • 17" height</p>	Laminate Top		AC90.I.L	<input type="checkbox"/> <input type="checkbox"/> <input type="checkbox"/>	<input type="checkbox"/> <input type="checkbox"/> <input type="checkbox"/>	0.0#
	Veneer Top		AC90.I.V	<input type="checkbox"/> <input type="checkbox"/> <input type="checkbox"/>		0.0#
AFCT						
 <p>90 Degree Connector Table-Outside • 17" height</p>	Laminate Top		AC90.O.L	<input type="checkbox"/> <input type="checkbox"/> <input type="checkbox"/>	<input type="checkbox"/> <input type="checkbox"/> <input type="checkbox"/>	0.0#
	Veneer Top		AC90.O.V	<input type="checkbox"/> <input type="checkbox"/> <input type="checkbox"/>		0.0#
AFCT						

A **B** **C**

HOW TO ORDER

Indicate the following information on order form:

- Quantity of each item.
- Model number, including options. See "How To Build a Model Number".
- Any special service required.

- Note:
- The indicates that a choice is required.
 - The absence of the indicates that no choice is required.
 - Alpha-numeric characters in place of indicate that no other alternatives are available.

HOW TO BUILD A MODEL NUMBER

- A** Select basic model.
- B** Select wood finish color.
Refer to color addendum at ki.com or KI Fabrics & Finishes binder.
For Kensington Maple add upcharge.
- C** Select laminate color.
Refer to color addendum at ki.com or KI Fabrics & Finishes binder.

KENSINGTON MAPLE UPCHARGE

Kensington Maple Upcharge

Kensington Maple requires extended leadtimes.

Model	
AC.L	\$38
AC.V	\$38
ACE.L.L	\$55
ACE.L.V	\$55
ACE.R.L	\$55
ACE.R.V	\$55
AC90.I.L	\$65
AC90.I.V	\$65
AC90.O.L	\$65
AC90.O.V	\$65

Construction

Constructed of kiln-dried hardwood and veneers.



Delivered
Pricing

\$ 335

711

\$ 386

836

\$ 386

836

\$ 294

896

\$ 294

896

SPECIAL SERVICES

Special Carton Marking

With specially marked information N/C

Shipping

Shipped **assembled freight prepaid f.o.b. High Point, North Carolina 27263** factory. Freight class #175.

Specifications and prices are subject to change without prior notice.

Affina®

Lobby and Lounge Seating General Information



**Low Back Armless
Lounge
(3323A)**

**Low Back Armless
Loveseat
(3333A)**

**Low Back Armless
Sofa
(3343A)**

**Low Back Open Arm
Lounge
(3323)**

**Low Back Open Arm
Loveseat
(3333)**

**Low Back Open Arm
Sofa
(3343)**

General Dimensions

Seat width	27-1/2"	52"	75"	27-1/2"	52"	75"
Seat depth	20-1/2"	19"	19"	20-1/2"	19"	19"
Seat height	18"	18"	18"	18"	18"	18"
Arm width				3"	3"	3"
Arm height				28"	28"	28"

Overall Dimensions

Width	27-1/2"	52"	75"	32"	56"	79"
Depth	27"	27"	27"	29"	29"	29"
Height	33"	33"	33"	33"	33"	33"

UPHOLSTERY INFORMATION

C.O.M. Fabric

For C.O.M. fabric sent to KI-High Point on multiple rolls, add an additional yard of fabric per roll to the yardage requirements. Multiple rolls have shorter pieces of fabric on them and do not allow nesting and stacking of the fabric to achieve the best yield as is done with one large roll. This results in yardage shortages and requests for additional fabric from the client, which can delay an order. For each roll that is sent, one yard needs to be added to one of the rolls, not separately.

Fabric Disclaimer

Fabric will be applied as swatched by the fabric manufacturer. Fabric that is required to be applied differently than is swatched will need a Special Cost Request written specifying the direction the fabric is to be applied. The posted standard lead time will apply to the Special Cost Request.

FINISH INFORMATION

SPECIAL FINISH MATCHES

KI can match special finish requests at an upcharge of \$68 List per item, up to 12 or a maximum charge of \$818 List per order per color. Special finish requests must be sent to your KI customer service representative.

Upon receipt from KI, the finishing department will prepare a "strike-off" which will be sent to the customer for approval.

The approval form accompanying the strike-off should be faxed to your KI customer service representative. Upon receipt of the signed approval form, KI will proceed with the order. Disapproved samples may be sent back to KI directly with an explanation of disapproval. A Special Finish Number (SFN) will be assigned to this finish sample for future reference or reorders.



**Low Back Closed Arm
Lounge
(3123)**

**Low Back Closed Arm
Loveseat
(3133)**

**Low Back Closed Arm
Sofa
(3143)**

General Dimensions			
Seat width	23-1/2"	48"	70"
Seat depth	19"	19"	19"
Seat height	18"	18"	18"
Arm width	4"	4"	4"
Arm height	26-1/2"	26-1/2"	26-1/2"
Overall Dimensions			
Width	31-1/2"	54"	79"
Depth	28-1/2"	27"	27"
Height	31-1/2"	31-1/2"	31-1/2"

INFORMATION

Warranty

Refer to KI Terms & Conditions document or visit ki.com

Affina®

Lobby and Lounge Seating General Information



**High Back Armless
Lounge
(3023A)**

**High Back Armless
Loveseat
(3033A)**

**High Back Armless
Sofa
(3043A)**

**High Back Open Arm
Lounge
(3023)**

**High Back Open Arm
Loveseat
(3033)**

**High Back Open Arm
Sofa
(3043)**

General Dimensions

Seat width	27-1/2"	52"	75"	27"	52"	75"
Seat depth	20-1/2"	19"	19"	20-1/2"	19"	19"
Seat height	18"	18"	18"	18"	18"	18"
Arm width				3"	3"	3"
Arm height				28"	28"	28"

Overall Dimensions

Width	27-1/2"	52"	75"	32"	57"	80"
Depth	32"	31"	31"	32"	31"	31"
Height	43"	43"	43"	43"	43"	43"



**High Back Armless
Lounge with Wings
(3023A/WWB)**

**High Back Armless
Loveseat with Wings
(3033A/WWB)**

**High Back Armless
Sofa with Wings
(3043A/WWB)**

UPHOLSTERY INFORMATION

C.O.M. Fabric

For C.O.M. fabric sent to KI-High Point on multiple rolls, add an additional yard of fabric per roll to the yardage requirements. Multiple rolls have shorter pieces of fabric on them and do not allow nesting and stacking of the fabric to achieve the best yield as is done with one large roll. This results in yardage shortages and requests for additional fabric from the client, which can delay an order. For each roll that is sent, one yard needs to be added to one of the rolls, not separately.

Fabric Disclaimer

Fabric will be applied as swatched by the fabric manufacturer. Fabric that is required to be applied differently than is swatched will need a Special Cost Request written specifying the direction the fabric is to be applied. The posted standard lead time will apply to the Special Cost Request.

FINISH INFORMATION

SPECIAL FINISH MATCHES

KI can match special finish requests at an upcharge of \$68 List per item, up to 12 or a maximum charge of \$818 List per order per color. Special finish requests must be sent to your KI customer service representative.

Upon receipt from KI, the finishing department will prepare a "strike-off" which will be sent to the customer for approval.

The approval form accompanying the strike-off should be faxed to your KI customer service representative. Upon receipt of the signed approval form, KI will proceed with the order. Disapproved samples may be sent back to KI directly with an explanation of disapproval. A Special Finish Number (SFN) will be assigned to this finish sample for future reference or reorders.



High Back Closed Arm Lounge (3223) **High Back Closed Arm Loveseat (3233)** **High Back Closed Arm Sofa (3243)**

General Dimensions			
Seat width	23-1/2"	48"	70"
Seat depth	19"	19"	19"
Seat height	18"	18"	18"
Arm width	4"	4"	4"
Arm height	26-1/2"	26-1/2"	26-1/2"
Overall Dimensions			
Width	31-1/2"	54"	79"
Depth	31"	30"	30"
Height	43"	43"	43"



High Back Closed Arm Lounge with Wings (3223/WWB) **High Back Closed Arm Loveseat with Wings (3233/WWB)** **High Back Closed Arm Sofa with Wings (3243/WWB)**

INFORMATION

Warranty
 Refer to KI Terms & Conditions document or visit ki.com

Affina®

Lobby and Lounge Seating General Information



Rectangle End Table - 16" High
(9704/9708)



Rectangle End Table - 22" High
(9701/9705)



Square Lamp Table
(9702/9706)



Rectangular Coffee Table
(9703/9707)

Overall Dimensions

Width	20"	20"	24"	42"
Depth	24"	24"	24"	24"
Height	16"	22"	22"	16"

FINISH INFORMATION

SPECIAL FINISH MATCHES

KI can match special finish requests at an upcharge of \$68 List per item, up to 12 or a maximum charge of \$818 List per order per color. Special finish requests must be sent to your KI customer service representative.

Upon receipt from KI, the finishing department will prepare a "strike-off" which will be sent to the customer for approval.

The approval form accompanying the strike-off should be faxed to your KI customer service representative. Upon receipt of the signed approval form, KI will proceed with the order. Disapproved samples may be sent back to KI directly with an explanation of disapproval. A Special Finish Number (SFN) will be assigned to this finish sample for future reference or reorders.



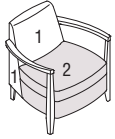
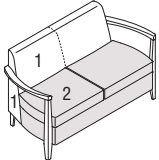
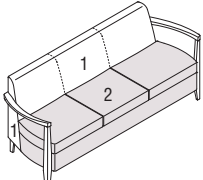
INFORMATION

Warranty

Refer to KI Terms & Conditions document
or visit ki.com

Affina®

Lobby and Lounge Seating

	Features	COM	MODEL NUMBER							Approx. Packaged Weight
			Basic Model	Non-Contrast or Fabric Contrast 1	Fabric Contrast 2	Wood Finish	Glide Option	Wallsaver Feet	Moisture Barrier	
	Non-contrast	3.5 yds	3323/NC	<input type="checkbox"/> <input type="checkbox"/> <input type="checkbox"/> <input type="checkbox"/>		<input type="checkbox"/> <input type="checkbox"/> <input type="checkbox"/>	<input type="checkbox"/> <input type="checkbox"/>	<input type="checkbox"/> <input type="checkbox"/> <input type="checkbox"/>	<input type="checkbox"/> <input type="checkbox"/> <input type="checkbox"/>	75.0#
	Contrast		3323/FC	<input type="checkbox"/> <input type="checkbox"/> <input type="checkbox"/> <input type="checkbox"/>	<input type="checkbox"/> <input type="checkbox"/> <input type="checkbox"/> <input type="checkbox"/>	<input type="checkbox"/> <input type="checkbox"/> <input type="checkbox"/>	<input type="checkbox"/> <input type="checkbox"/>	<input type="checkbox"/> <input type="checkbox"/> <input type="checkbox"/>	<input type="checkbox"/> <input type="checkbox"/> <input type="checkbox"/>	75.0#
<p>AFLS</p> <p>Low Back Lounge Chair (Open Arm)</p> <ul style="list-style-type: none"> • 1 = Back and side panels (Fabric Contrast 1) C.O.M. = 1.75 yd • 2 = Seat (Fabric Contrast 2) C.O.M. = 1.5 yd 										
	Non-contrast	5.25 yds	3333/NC	<input type="checkbox"/> <input type="checkbox"/> <input type="checkbox"/> <input type="checkbox"/>		<input type="checkbox"/> <input type="checkbox"/> <input type="checkbox"/>	<input type="checkbox"/> <input type="checkbox"/>	<input type="checkbox"/> <input type="checkbox"/> <input type="checkbox"/>	<input type="checkbox"/> <input type="checkbox"/> <input type="checkbox"/>	105.0#
	Contrast		3333/FC	<input type="checkbox"/> <input type="checkbox"/> <input type="checkbox"/> <input type="checkbox"/>	<input type="checkbox"/> <input type="checkbox"/> <input type="checkbox"/> <input type="checkbox"/>	<input type="checkbox"/> <input type="checkbox"/> <input type="checkbox"/>	<input type="checkbox"/> <input type="checkbox"/>	<input type="checkbox"/> <input type="checkbox"/> <input type="checkbox"/>	<input type="checkbox"/> <input type="checkbox"/> <input type="checkbox"/>	105.0#
<p>AFLS</p> <p>Low Back Loveseat (Open Arm)</p> <ul style="list-style-type: none"> • 1 = Back and side panels (Fabric Contrast 1) C.O.M. = 2.5 yd • 2 = Seat (Fabric Contrast 2) C.O.M. = 2.5 yd 										
	Non-contrast	7.25 yds	3343/NC	<input type="checkbox"/> <input type="checkbox"/> <input type="checkbox"/> <input type="checkbox"/>		<input type="checkbox"/> <input type="checkbox"/> <input type="checkbox"/>	<input type="checkbox"/> <input type="checkbox"/>	<input type="checkbox"/> <input type="checkbox"/> <input type="checkbox"/>	<input type="checkbox"/> <input type="checkbox"/> <input type="checkbox"/>	140.0#
	Contrast		3343/FC	<input type="checkbox"/> <input type="checkbox"/> <input type="checkbox"/> <input type="checkbox"/>	<input type="checkbox"/> <input type="checkbox"/> <input type="checkbox"/> <input type="checkbox"/>	<input type="checkbox"/> <input type="checkbox"/> <input type="checkbox"/>	<input type="checkbox"/> <input type="checkbox"/>	<input type="checkbox"/> <input type="checkbox"/> <input type="checkbox"/>	<input type="checkbox"/> <input type="checkbox"/> <input type="checkbox"/>	140.0#
<p>AFLS</p> <p>Low Back Sofa (Open Arm)</p> <ul style="list-style-type: none"> • 1 = Back and side panels (Fabric Contrast 1) C.O.M. = 3.5 yd • 2 = Seat (Fabric Contrast 2) C.O.M. = 3.5 yd 										

A **B** **C** **D** **E** **F** **G**

HOW TO ORDER

Indicate the following information on order form:

1. Quantity of each item.
2. Model number, including options. See "How To Build a Model Number".
3. Any special service required.

Note: • The indicates that a choice is required.

- The absence of the indicates that no choice is required.
- Alpha-numeric characters in place of indicate that no other alternatives are available.

HOW TO BUILD A MODEL NUMBER

- A** Select basic model.
- B** Select non-contrast or fabric contrast 1. Refer to color addendum at ki.com or KI Fabrics & Finishes binder.
- C** Select fabric contrast 2. Refer to color addendum at ki.com or KI Fabrics & Finishes binder.
- D** Select wood finish color. Refer to color addendum at ki.com or KI Fabrics & Finishes binder. For Kensington Maple add upcharge.
- E** Select glide option.

NG	- Nylon glides
PG	- Polycarbonate glides
RG	- Rubber glides
FG	- Felt glides
- F** Select wallsaver feet.

NWF	- No wallsaver feet
------------	---------------------

WWF - Wallsaver feet; add \$26

- G** Select moisture barrier.

MB	- Moisture barrier
NMB	- No moisture barrier

 See pricing column for moisture barrier upcharge.



Grade C.O.M.	Grade C	Grade D	Grade E & C.O.L.	Grade F	Grade G	Grade H	Grade I	Grade J	Grade K	Grade L Leather	Grade M Leather	Moisture Barrier add to list price
\$ 2129	\$ 2310	\$ 2359	\$ 2415	\$ 2453	\$ 2530	\$ 2606	\$ 2702	\$ 2892	\$ 3083	\$ 3273	\$ 3655	\$ 149
2182	2363	2411	2468	2506	2582	2658	2754	2945	3135	3326	3708	149
\$ 2440	\$ 2730	\$ 2806	\$ 2897	\$ 2958	\$ 3081	\$ 3202	\$ 3356	\$ 3661	\$ 3966	\$ 4270	\$ 4881	\$ 180
2520	2810	2886	2978	3039	3161	3283	3436	3741	4046	4351	4962	180
\$ 2913	\$ 3275	\$ 3370	\$ 3486	\$ 3562	\$ 3714	\$ 3867	\$ 4057	\$ 4439	\$ 4820	\$ 5202	\$ 5965	\$ 196
3014	3376	3471	3586	3663	3815	3968	4158	4540	4921	5302	6066	196

KENSINGTON MAPLE UPCHARGE

Kensington Maple requires extended leadtimes.

Model			
3323A	\$16	3023A	\$16
3333A	\$16	3033A	\$16
3343A	\$16	3043A	\$16
3323	\$82	3023	\$82
3333	\$82	3033	\$82
3343	\$82	3043	\$82
3123	\$37	3223	\$37
3133	\$37	3233	\$37
3143	\$37	3243	\$37

MOISTURE BARRIER UPCHARGE

To order with moisture barrier add /MB to the model number and add upcharge.

SPECIAL SERVICES

Special Carton Marking

With specially marked information N/C

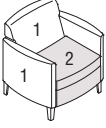
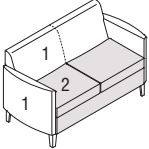
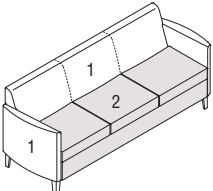
Shipping

Shipped **assembled freight prepaid f.o.b. High Point, North Carolina 27263** factory. Freight class #175.

Specifications and prices are subject to change without prior notice.

Affina®

Lobby and Lounge Seating

			MODEL NUMBER								
Features	COM	Basic Model	Non-Contrast or Fabric Contrast 1	Fabric Contrast 2	Arm Cap	Wood Finish	Glide Option	Wallsaver Feet	Leg Option	Moisture Barrier	
	Non-contrast	4.5 yd	3123/NC	<input type="checkbox"/> <input type="checkbox"/> <input type="checkbox"/> <input type="checkbox"/>		<input type="checkbox"/> <input type="checkbox"/>	<input type="checkbox"/> <input type="checkbox"/> <input type="checkbox"/> <input type="checkbox"/>	<input type="checkbox"/> <input type="checkbox"/>	<input type="checkbox"/> <input type="checkbox"/> <input type="checkbox"/> <input type="checkbox"/>	<input type="checkbox"/> <input type="checkbox"/>	
	Contrast		3123/FC	<input type="checkbox"/> <input type="checkbox"/> <input type="checkbox"/> <input type="checkbox"/>	<input type="checkbox"/> <input type="checkbox"/> <input type="checkbox"/> <input type="checkbox"/>	<input type="checkbox"/> <input type="checkbox"/>	<input type="checkbox"/> <input type="checkbox"/> <input type="checkbox"/> <input type="checkbox"/>	<input type="checkbox"/> <input type="checkbox"/>	<input type="checkbox"/> <input type="checkbox"/> <input type="checkbox"/> <input type="checkbox"/>	<input type="checkbox"/> <input type="checkbox"/>	
<p>AFLS</p> <p>Low Back Lounge Chair (Closed Arm)</p> <ul style="list-style-type: none"> 1 = Back and side panels (Fabric Contrast 1) C.O.M. = 4 yd 2 = Seat (Fabric Contrast 2) C.O.M. = 1.25 yd 											
	Non-contrast	6.5 yd	3133/NC	<input type="checkbox"/> <input type="checkbox"/> <input type="checkbox"/> <input type="checkbox"/>		<input type="checkbox"/> <input type="checkbox"/>	<input type="checkbox"/> <input type="checkbox"/> <input type="checkbox"/> <input type="checkbox"/>	<input type="checkbox"/> <input type="checkbox"/> <input type="checkbox"/> <input type="checkbox"/>	<input type="checkbox"/> <input type="checkbox"/> <input type="checkbox"/> <input type="checkbox"/>	<input type="checkbox"/> <input type="checkbox"/>	
	Contrast		3133/FC	<input type="checkbox"/> <input type="checkbox"/> <input type="checkbox"/> <input type="checkbox"/>	<input type="checkbox"/> <input type="checkbox"/> <input type="checkbox"/> <input type="checkbox"/>	<input type="checkbox"/> <input type="checkbox"/>	<input type="checkbox"/> <input type="checkbox"/> <input type="checkbox"/> <input type="checkbox"/>	<input type="checkbox"/> <input type="checkbox"/>	<input type="checkbox"/> <input type="checkbox"/> <input type="checkbox"/> <input type="checkbox"/>	<input type="checkbox"/> <input type="checkbox"/>	
<p>AFLS</p> <p>Low Back Loveseat (Closed Arm)</p> <ul style="list-style-type: none"> 1 = Back and side panels (Fabric Contrast 1) C.O.M. = 4.5 yd 2 = Seat (Fabric Contrast 2) C.O.M. = 2.25 yd 											
	Non-contrast	8.25 yd	3143/NC	<input type="checkbox"/> <input type="checkbox"/> <input type="checkbox"/> <input type="checkbox"/>		<input type="checkbox"/> <input type="checkbox"/>	<input type="checkbox"/> <input type="checkbox"/> <input type="checkbox"/> <input type="checkbox"/>	<input type="checkbox"/> <input type="checkbox"/> <input type="checkbox"/> <input type="checkbox"/>		<input type="checkbox"/> <input type="checkbox"/>	
	Contrast		3143/FC	<input type="checkbox"/> <input type="checkbox"/> <input type="checkbox"/> <input type="checkbox"/>	<input type="checkbox"/> <input type="checkbox"/> <input type="checkbox"/> <input type="checkbox"/>	<input type="checkbox"/> <input type="checkbox"/>	<input type="checkbox"/> <input type="checkbox"/> <input type="checkbox"/> <input type="checkbox"/>	<input type="checkbox"/> <input type="checkbox"/>		<input type="checkbox"/> <input type="checkbox"/>	
<p>AFLS</p> <p>Low Back Sofa (Closed Arm)</p> <ul style="list-style-type: none"> 1 = Back and side panels (Fabric Contrast 1) C.O.M. = 5 yd 2 = Seat (Fabric Contrast 2) C.O.M. = 3.25 yd 											

A B C D E F G H I

HOW TO ORDER

Indicate the following information on order form:

- Quantity of each item.
- Model number, including options. See "How To Build a Model Number".
- Any special service required.

Note: • The indicates that a choice is required.

- The absence of the indicates that no choice is required.
- Alpha-numeric characters in place of indicate that no other alternatives are available.

HOW TO BUILD A MODEL NUMBER

- A** Select basic model.
- B** Select non-contrast or fabric contrast 1. Refer to color addendum at ki.com or KI Fabrics & Finishes binder.
- C** Select fabric contrast 2. Refer to color addendum at ki.com or KI Fabrics & Finishes binder.
- D** Select wood armcaps.
 - NAC** - No armcap
 - WAC** - Wood armcaps; add \$206
- E** Select wood finish color. Refer to color addendum at ki.com or KI Fabrics & Finishes binder. For Kensington Maple add upcharge.
- F** Select glide option.
 - NG** - Nylon glides
 - PG** - Polycarbonate glides
 - RG** - Rubber glides

FG - Felt glides

- G** Select wallsaver feet.
 - NWF** - No wallsaver feet
 - WWF** - Wallsaver feet; add \$26
- H** Select bariatric leg option.
 - BRL** - Bariatric leg; add \$77
 - NBRL** - No Bariatric leg
- I** Select moisture barrier.
 - MB** - Moisture barrier
 - NMB** - No moisture barrier
 See pricing column for moisture barrier upcharge.



Approx. Packaged Weight	Grade C.O.M.	Grade C	Grade D	Grade E & C.O.L.	Grade F	Grade G	Grade H	Grade I	Grade J	Grade K	Grade L Leather	Grade M Leather	Moisture Barrier add to list price
90.0#	\$ 1711	\$ 1874	\$ 1917	\$ 1968	\$ 2002	\$ 2071	\$ 2140	\$ 2226	\$ 2398	\$ 2569	\$ 2741	\$ 3084	\$ 149
90.0#	1763	1926	1969	2021	2055	2124	2193	2278	2450	2621	2793	3136	149
125.0#	\$ 2045	\$ 2335	\$ 2411	\$ 2503	\$ 2564	\$ 2685	\$ 2808	\$ 2960	\$ 3265	\$ 3571	\$ 3876	\$ 4487	\$ 180
125.0#	2125	2415	2492	2583	2644	2766	2888	3041	3345	3651	3956	4567	180
165.0#	\$ 2710	\$ 3072	\$ 3168	\$ 3283	\$ 3359	\$ 3511	\$ 3664	\$ 3854	\$ 4236	\$ 4617	\$ 4999	\$ 5762	\$ 196
165.0#	2811	3173	3269	3384	3460	3612	3765	3955	4337	4718	5100	5863	196

KENSINGTON MAPLE UPCHARGE

Kensington Maple requires extended leadtimes.

Model			
3323A	\$16	3023A	\$16
3333A	\$16	3033A	\$16
3343A	\$16	3043A	\$16
3323	\$82	3023	\$82
3333	\$82	3033	\$82
3343	\$82	3043	\$82
3123	\$37	3223	\$37
3133	\$37	3233	\$37
3143	\$37	3243	\$37

MOISTURE BARRIER UPCHARGE

To order with moisture barrier add /MB to the model number and add upcharge.

SPECIAL SERVICES

Special Carton Marking

With specially marked information N/C


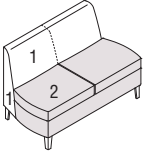
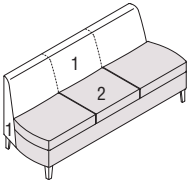
Shipping

Shipped **assembled freight prepaid f.o.b. High Point, North Carolina 27263** factory. Freight class #175.

Specifications and prices are subject to change without prior notice.

Affina®

Lobby and Lounge Seating

			MODEL NUMBER								Approx. Packaged Weight
Features	COM	Basic Model	Non-Contrast or Fabric Contrast 1	Fabric Contrast 2	Wood Finish	Glide Option	Wallsaver Feet	Leg Option	Moisture Barrier		
	Non-contrast	3 yd	3323A/NC	□□□□		□□□	□□	□□□		□□□	70.0#
	Contrast		3323A/FC	□□□□	□□□□	□□□	□□	□□□		□□□	70.0#
<p>AFLS</p> <p>Low Back Lounge Chair (Armless)</p> <ul style="list-style-type: none"> • 1 = Back and side panels (Fabric Contrast 1) C.O.M. = 1.75 yd • 2 = Seat (Fabric Contrast 2) C.O.M. = 1.5 yd 											
	Non-contrast	5.25 yd	3333A/NC	□□□□		□□□	□□	□□□	□□□□	□□□	100.0#
	Contrast		3333A/FC	□□□□	□□□□	□□□	□□	□□□	□□□□	□□□	100.0#
<p>AFLS</p> <p>Low Back Loveseat (Armless)</p> <ul style="list-style-type: none"> • 1 = Back and side panels (Fabric Contrast 1) C.O.M. = 2.5 yd • 2 = Seat (Fabric Contrast 2) C.O.M. = 2.5 yd 											
	Non-contrast	7.25 yd	3343A/NC	□□□□		□□□	□□	□□□		□□□	120.0#
	Contrast		3343A/FC	□□□□	□□□□	□□□	□□	□□□		□□□□	120.0#
<p>AFLS</p> <p>Low Back Sofa (Armless)</p> <ul style="list-style-type: none"> • 1 = Back and side panels (Fabric Contrast 1) C.O.M. = 3.5 yd • 2 = Seat (Fabric Contrast 2) C.O.M. = 3.5 yd 											

A **B** **C** **D** **E** **F** **G** **H**

HOW TO ORDER

Indicate the following information on order form:

- Quantity of each item.
- Model number, including options. See "How To Build a Model Number".
- Any special service required.

Note: • The □ indicates that a choice is required.

- The absence of the □ indicates that no choice is required.
- Alpha-numeric characters in place of □ indicate that no other alternatives are available.

HOW TO BUILD A MODEL NUMBER

- A** Select basic model.
- B** Select non-contrast or fabric contrast 1. Refer to color addendum at ki.com or KI Fabrics & Finishes binder.
- C** Select fabric contrast 2. Refer to color addendum at ki.com or KI Fabrics & Finishes binder.
- D** Select wood finish color. Refer to color addendum at ki.com or KI Fabrics & Finishes binder. For Kensington Maple add upcharge.
- E** Select glide option.
 - NG - Nylon glides
 - PG - Polycarbonate glides
 - RG - Rubber glides
 - FG - Felt glides
- F** Select wallsaver feet.
 - NWF - No wallsaver feet

WWF - Wallsaver feet; add \$26

- G** Select bariatric leg option.
 - BRL - Bariatric leg; add \$77
 - NBRL - No Bariatric leg
- H** Select moisture barrier.
 - MB - Moisture barrier
 - NMB - No moisture barrier
 See pricing column for moisture barrier upcharge.



Grade C.O.M.	Grade C	Grade D	Grade E & C.O.L.	Grade F	Grade G	Grade H	Grade I	Grade J	Grade K	Grade L Leather	Grade M Leather	Moisture Barrier add to list price
\$ 1694	\$ 1875	\$ 1923	\$ 1980	\$ 2018	\$ 2094	\$ 2171	\$ 2266	\$ 2457	\$ 2647	\$ 2839	\$ 3220	\$ 149
1747	1927	1976	2032	2070	2147	2224	2319	2509	2700	2891	3272	149
\$ 2138	\$ 2320	\$ 2367	\$ 2425	\$ 2463	\$ 2539	\$ 2615	\$ 2710	\$ 2902	\$ 3092	\$ 3283	\$ 3664	\$ 180
2219	2400	2447	2505	2543	2619	2696	2790	2982	3172	3363	3744	180
\$ 2678	\$ 3041	\$ 3136	\$ 3251	\$ 3327	\$ 3479	\$ 3632	\$ 3822	\$ 4204	\$ 4586	\$ 4968	\$ 5730	\$ 196
2779	3142	3237	3352	3428	3580	3733	3923	4305	4687	5069	5831	196

KENSINGTON MAPLE UPCHARGE

Kensington Maple requires extended leadtimes.

Model			
3323A	\$16	3023A	\$16
3333A	\$16	3033A	\$16
3343A	\$16	3043A	\$16
3323	\$82	3023	\$82
3333	\$82	3033	\$82
3343	\$82	3043	\$82
3123	\$37	3223	\$37
3133	\$37	3233	\$37
3143	\$37	3243	\$37

MOISTURE BARRIER UPCHARGE

To order with moisture barrier add /MB to the model number and add upcharge.

SPECIAL SERVICES

Special Carton Marking

With specially marked information N/C

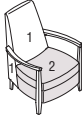
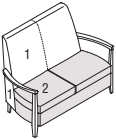
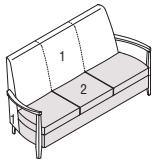
Shipping

Shipped **assembled freight prepaid f.o.b. High Point, North Carolina 27263** factory. Freight class #175.

Specifications and prices are subject to change without prior notice.

Affina®

Lobby and Lounge Seating

MODEL	Features	COM	MODEL NUMBER							
			Basic Model	Non-Contrast or Fabric Contrast 1	Fabric Contrast 2	Wood Finish	Glide Option	Wallsaver Feet	Moisture Barrier	
	High Back Lounge Chair (Open Arm) • 1 = Back and side panels (Fabric Contrast 1) C.O.M. = 2.25 yd • 2 = Seat (Fabric Contrast 2) C.O.M. = 1.5 yd	Non-contrast 3.5 yd	3023/NC	<input type="checkbox"/> <input type="checkbox"/> <input type="checkbox"/> <input type="checkbox"/>		<input type="checkbox"/> <input type="checkbox"/>	<input type="checkbox"/> <input type="checkbox"/>	<input type="checkbox"/> <input type="checkbox"/> <input type="checkbox"/>	<input type="checkbox"/> <input type="checkbox"/>	
			3023/FC	<input type="checkbox"/> <input type="checkbox"/> <input type="checkbox"/> <input type="checkbox"/>	<input type="checkbox"/> <input type="checkbox"/> <input type="checkbox"/> <input type="checkbox"/>	<input type="checkbox"/> <input type="checkbox"/>	<input type="checkbox"/> <input type="checkbox"/>	<input type="checkbox"/> <input type="checkbox"/> <input type="checkbox"/>	<input type="checkbox"/> <input type="checkbox"/>	
AFLS										
	High Back Loveseat (Open Arm) • 1 = Back and side panels (Fabric Contrast 1) C.O.M. = 3.5 yd • 2 = Seat (Fabric Contrast 2) C.O.M. = 2.75 yd	Non-contrast 6 yd	3033/NC	<input type="checkbox"/> <input type="checkbox"/> <input type="checkbox"/> <input type="checkbox"/>		<input type="checkbox"/> <input type="checkbox"/>	<input type="checkbox"/> <input type="checkbox"/>	<input type="checkbox"/> <input type="checkbox"/> <input type="checkbox"/>	<input type="checkbox"/> <input type="checkbox"/>	
			3033/FC	<input type="checkbox"/> <input type="checkbox"/> <input type="checkbox"/> <input type="checkbox"/>	<input type="checkbox"/> <input type="checkbox"/> <input type="checkbox"/> <input type="checkbox"/>	<input type="checkbox"/> <input type="checkbox"/>	<input type="checkbox"/> <input type="checkbox"/>	<input type="checkbox"/> <input type="checkbox"/> <input type="checkbox"/>	<input type="checkbox"/> <input type="checkbox"/>	
AFLS										
	High Back Sofa (Open Arm) • 1 = Back and side panels (Fabric Contrast 1) C.O.M. = 5 yd • 2 = Seat (Fabric Contrast 2) C.O.M. = 3.5 yd	Non-contrast 8 yd	3043/NC	<input type="checkbox"/> <input type="checkbox"/> <input type="checkbox"/> <input type="checkbox"/>		<input type="checkbox"/> <input type="checkbox"/>	<input type="checkbox"/> <input type="checkbox"/>	<input type="checkbox"/> <input type="checkbox"/> <input type="checkbox"/>	<input type="checkbox"/> <input type="checkbox"/>	
			3043/FC	<input type="checkbox"/> <input type="checkbox"/> <input type="checkbox"/> <input type="checkbox"/>	<input type="checkbox"/> <input type="checkbox"/> <input type="checkbox"/> <input type="checkbox"/>	<input type="checkbox"/> <input type="checkbox"/>	<input type="checkbox"/> <input type="checkbox"/>	<input type="checkbox"/> <input type="checkbox"/> <input type="checkbox"/>	<input type="checkbox"/> <input type="checkbox"/>	
AFLS										
				A	B	C	D	E	F	G

HOW TO ORDER

Indicate the following information on order form:

- Quantity of each item.
- Model number, including options. See "How To Build a Model Number".
- Any special service required.

Note: • The indicates that a choice is required.

- The absence of the indicates that no choice is required.
- Alpha-numeric characters in place of indicate that no other alternatives are available.

HOW TO BUILD A MODEL NUMBER

A Select basic model.

B Select non-contrast or fabric contrast 1.
Refer to color addendum at ki.com or KI Fabrics & Finishes binder.

C Select fabric contrast 2.
Refer to color addendum at ki.com or KI Fabrics & Finishes binder.

D Select wood finish color.
Refer to color addendum at ki.com or KI Fabrics & Finishes binder.
For Kensington Maple add upcharge.

E Select glide option.

NG	- Nylon glides
PG	- Polycarbonate glides
RG	- Rubber glides
FG	- Felt glides

F Select wallsaver feet.
NWF - No wallsaver feet

WWF - Wallsaver feet; add \$26

G Select moisture barrier.

MB - Moisture barrier

NMB - No moisture barrier

See pricing column for moisture barrier upcharge.



Approx. Packaged Weight	Grade C.O.M.	Grade C	Grade D	Grade E & C.O.L.	Grade F	Grade G	Grade H	Grade I	Grade J	Grade K	Grade L Leather	Grade M Leather	Moisture Barrier add to list price
80.0#	\$ 2382	\$ 2564	\$ 2611	\$ 2669	\$ 2707	\$ 2783	\$ 2859	\$ 2955	\$ 3146	\$ 3336	\$ 3527	\$ 3909	\$ 149
80.0#	2435	2616	2664	2721	2759	2836	2912	3008	3198	3389	3579	3961	149
110.0#	\$ 2696	\$ 2986	\$ 3062	\$ 3154	\$ 3215	\$ 3336	\$ 3459	\$ 3611	\$ 3916	\$ 4222	\$ 4527	\$ 5138	\$ 180
110.0#	2776	3066	3143	3234	3295	3417	3539	3692	3996	4302	4607	5218	180
165.0#	\$ 3228	\$ 3591	\$ 3686	\$ 3801	\$ 3877	\$ 4029	\$ 4182	\$ 4372	\$ 4754	\$ 5136	\$ 5518	\$ 6280	\$ 196
165.0#	3329	3692	3787	3902	3978	4130	4283	4473	4855	5237	5619	6381	196

KENSINGTON MAPLE UPCHARGE

Kensington Maple requires extended leadtimes.

Model			
3323A	\$16	3023A	\$16
3333A	\$16	3033A	\$16
3343A	\$16	3043A	\$16
3323	\$82	3023	\$82
3333	\$82	3033	\$82
3343	\$82	3043	\$82
3123	\$37	3223	\$37
3133	\$37	3233	\$37
3143	\$37	3243	\$37

MOISTURE BARRIER UPCHARGE

To order with moisture barrier add /MB to the model number and add upcharge.

SPECIAL SERVICES

Special Carton Marking

With specially marked information N/C

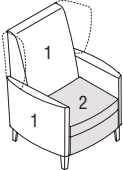
Shipping

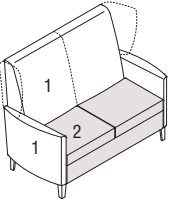
Shipped **assembled freight prepaid f.o.b. High Point, North Carolina 27263** factory. Freight class #175.

Specifications and prices are subject to change without prior notice.

Affina®

Lobby and Lounge Seating

	Features	COM	MODEL NUMBER									
			Basic Model	Non-Contrast or Fabric Contrast 1	Fabric Contrast 2	Arm Cap	Wood Finish	Glide Option	Wallsaver Feet	Wing back	Leg Option	Moisture Barrier
	Non-contrast	4.75 yd	3223/NC	<input type="checkbox"/> <input type="checkbox"/> <input type="checkbox"/> <input type="checkbox"/>		<input type="checkbox"/> <input type="checkbox"/>	<input type="checkbox"/> <input type="checkbox"/> <input type="checkbox"/>	<input type="checkbox"/>	<input type="checkbox"/> <input type="checkbox"/> <input type="checkbox"/>	<input type="checkbox"/> <input type="checkbox"/>		<input type="checkbox"/> <input type="checkbox"/> <input type="checkbox"/>
	Contrast		3223/FC	<input type="checkbox"/> <input type="checkbox"/> <input type="checkbox"/> <input type="checkbox"/>	<input type="checkbox"/> <input type="checkbox"/> <input type="checkbox"/> <input type="checkbox"/>	<input type="checkbox"/> <input type="checkbox"/>	<input type="checkbox"/> <input type="checkbox"/> <input type="checkbox"/>	<input type="checkbox"/>	<input type="checkbox"/> <input type="checkbox"/> <input type="checkbox"/>	<input type="checkbox"/> <input type="checkbox"/>		<input type="checkbox"/> <input type="checkbox"/> <input type="checkbox"/>
AFLS												
High Back Lounge Chair (Closed Arm)												
<ul style="list-style-type: none"> • 1 = Back and side panels (Fabric Contrast 1) C.O.M. = 4.5 yd • 2 = Seat (Fabric Contrast 2) C.O.M. = 1.5 yd 												

<ul style="list-style-type: none"> • Optional wings (Fabric Contrast 1) C.O.M. = 2 yd 												
Dashed line represents Wingback option.												
	Non-contrast	7.5 yd	3233/NC	<input type="checkbox"/> <input type="checkbox"/> <input type="checkbox"/> <input type="checkbox"/>		<input type="checkbox"/> <input type="checkbox"/>	<input type="checkbox"/> <input type="checkbox"/> <input type="checkbox"/>	<input type="checkbox"/>	<input type="checkbox"/> <input type="checkbox"/> <input type="checkbox"/>	<input type="checkbox"/> <input type="checkbox"/> <input type="checkbox"/> <input type="checkbox"/>	<input type="checkbox"/> <input type="checkbox"/> <input type="checkbox"/> <input type="checkbox"/>	<input type="checkbox"/> <input type="checkbox"/> <input type="checkbox"/> <input type="checkbox"/>
	Contrast		3233/FC	<input type="checkbox"/> <input type="checkbox"/> <input type="checkbox"/> <input type="checkbox"/>	<input type="checkbox"/> <input type="checkbox"/> <input type="checkbox"/> <input type="checkbox"/>	<input type="checkbox"/> <input type="checkbox"/>	<input type="checkbox"/> <input type="checkbox"/> <input type="checkbox"/>	<input type="checkbox"/>	<input type="checkbox"/> <input type="checkbox"/> <input type="checkbox"/>	<input type="checkbox"/> <input type="checkbox"/>	<input type="checkbox"/> <input type="checkbox"/> <input type="checkbox"/> <input type="checkbox"/>	<input type="checkbox"/> <input type="checkbox"/> <input type="checkbox"/> <input type="checkbox"/>
AFLS												
High Back Loveseat (Closed Arm)												
<ul style="list-style-type: none"> • 1 = Back and side panels (Fabric Contrast 1) C.O.M. = 5.25 yd • 2 = Seat (Fabric Contrast 2) C.O.M. = 2.5 yd 												

<ul style="list-style-type: none"> • Optional wings (Fabric Contrast 1) C.O.M. = 2 yd 												
Dashed line represents Wingback option.												
			A	B	C	D	E	F	G	H	I	J

HOW TO ORDER

Indicate the following information on order form:

1. Quantity of each item.
2. Model number, including options. See "How To Build a Model Number".
3. Any special service required.

Note: • The indicates that a choice is required.

- The absence of the indicates that no choice is required.
- Alpha-numeric characters in place of indicate that no other alternatives are available.

HOW TO BUILD A MODEL NUMBER

A Select basic model.

B Select non-contrast or fabric contrast 1. Refer to color addendum at ki.com or KI Fabrics & Finishes binder.

C Select fabric contrast 2. Refer to color addendum at ki.com or KI Fabrics & Finishes binder.

D Select wood armcaps.
NAC - No armcap
WAC - Wood armcaps (pair); add \$206

E Select wood finish color. Refer to color addendum at ki.com or KI Fabrics & Finishes binder. For Kensington Maple add upcharge.

F Select glide option.
NG - Nylon glides
PG - Polycarbonate glides

RG - Rubber glides
FG - Felt glides

G Select wallsaver feet.
NWF - No wallsaver feet
WWF - Wallsaver feet; add \$26

H Select wingback option.
NWB - No wingback
WWB - With wingback (requires extra fabric); add \$695
 Wingback fabric will match back fabric selection.

I Select bariatric leg option.
BRL - Bariatric leg; add \$77
NBRL - No Bariatric leg

J Select moisture barrier.
MB - Moisture barrier
NMB - No moisture barrier
 See pricing column for moisture barrier upcharge.



Approx. Packaged Weight	Grade C.O.M.	Grade C	Grade D	Grade E & C.O.L.	Grade F	Grade G	Grade H	Grade I	Grade J	Grade K	Grade L Leather	Grade M Leather	Moisture Barrier add to list price
105.0#	\$ 2115	\$ 2314	\$ 2367	\$ 2430	\$ 2472	\$ 2555	\$ 2640	\$ 2745	\$ 2954	\$ 3164	\$ 3374	\$ 3793	\$ 149
105.0#	2167	2367	2419	2482	2525	2608	2692	2797	3007	3217	3427	3846	149
150.0#	\$ 2588	\$ 2914	\$ 3000	\$ 3103	\$ 3171	\$ 3309	\$ 3446	\$ 3618	\$ 3961	\$ 4304	\$ 4648	\$ 5334	\$ 180
150.0#	2669	2994	3081	3184	3252	3390	3527	3699	4042	4385	4729	5415	180

KENSINGTON MAPLE UPCHARGE

Kensington Maple requires extended leadtimes.

Model	Price	Model	Price
3323A	\$16	3023A	\$16
3333A	\$16	3033A	\$16
3343A	\$16	3043A	\$16
3323	\$82	3023	\$82
3333	\$82	3033	\$82
3343	\$82	3043	\$82
3123	\$37	3223	\$37
3133	\$37	3233	\$37
3143	\$37	3243	\$37

MOISTURE BARRIER UPCHARGE

To order with moisture barrier add /MB to the model number and add upcharge.

SPECIAL SERVICES

Special Carton Marking

With specially marked information N/C

Shipping

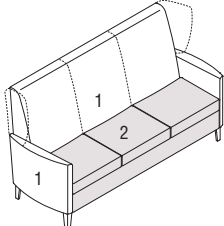
Shipped **assembled freight prepaid f.o.b. High Point, North Carolina 27263** factory. Freight class #175.

Specifications and prices are subject to change without prior notice.

Affina®

Lobby and Lounge Seating

Features	COM	MODEL NUMBER									Approx. Packaged Weight
		Basic Model	Non-Contrast or Fabric Contrast 1	Fabric Contrast 2	Arm Cap	Wood Finish	Glide Option	Wallsaver Feet	Wing back	Moisture Barrier	
Non-contrast	9.5 yd	3243/NC	□□□□		□□	□□□□	□□	□□□□	□□□□	□□□□	190.0#
Contrast		3243/FC	□□□□	□□□□	□□	□□□□	□□	□□□□	□□□□	□□□□	190.0#



AFLS
High Back Sofa (Closed Arm)
 • 1 = Back and side panels (Fabric Contrast 1) C.O.M. = 8.5 yd
 • 2 = Seat (Fabric Contrast 2) C.O.M. = 3.25 yd

 • Optional wings (Fabric Contrast 1) C.O.M. = 2 yd
 Dashed line represents Wingback option.

A B C D E F G H I

HOW TO ORDER

Indicate the following information on order form:
 1. Quantity of each item.
 2. Model number, including options. See "How To Build a Model Number".
 3. Any special service required.

Note: • The □ indicates that a choice is required.
 • The absence of the □ indicates that no choice is required.
 • Alpha-numeric characters in place of □ indicate that no other alternatives are available.

HOW TO BUILD A MODEL NUMBER

- A** Select basic model.
- B** Select non-contrast or fabric contrast 1. Refer to color addendum at ki.com or KI Fabrics & Finishes binder.
- C** Select fabric contrast 2. Refer to color addendum at ki.com or KI Fabrics & Finishes binder.
- D** Select wood armcaps.

NAC	- No armcap
WAC	- Wood armcaps (pair); add \$206
- E** Select wood finish color. Refer to color addendum at ki.com or KI Fabrics & Finishes binder. For Kensington Maple add upcharge.
- F** Select glide option.

NG	- Nylon glides
PG	- Polycarbonate glides

- RG** - Rubber glides
- FG** - Felt glides
- G** Select wallsaver feet.

NWF	- No wallsaver feet
WWF	- Wallsaver feet; add \$26
- H** Select wingback option.

NWB	- No wingback
WWB	- With wingback (requires additional fabric); add \$695

 Wingback fabric will match back fabric selection.
- I** Select moisture barrier.

MB	- Moisture barrier
NMB	- No moisture barrier

 See pricing column for moisture barrier upcharge.



Grade C.O.M.	Grade C	Grade D	Grade E & C.O.L.	Grade F	Grade G	Grade H	Grade I	Grade J	Grade K	Grade L Leather	Grade M Leather	Moisture Barrier add to list price
\$ 3104	\$ 3503	\$ 3608	\$ 3734	\$ 3818	\$ 3986	\$ 4154	\$ 4363	\$ 4783	\$ 5203	\$ 5623	\$ 6461	\$ 196
3205	3604	3709	3835	3919	4087	4255	4464	4884	5303	5724	6562	196

KENSINGTON MAPLE UPCHARGE

Kensington Maple requires extended leadtimes.

Model			
3323A	\$16	3023A	\$16
3333A	\$16	3033A	\$16
3343A	\$16	3043A	\$16
3323	\$82	3023	\$82
3333	\$82	3033	\$82
3343	\$82	3043	\$82
3123	\$37	3223	\$37
3133	\$37	3233	\$37
3143	\$37	3243	\$37

MOISTURE BARRIER UPCHARGE

To order with moisture barrier add /MB to the model number and add upcharge.

SPECIAL SERVICES

Special Carton Marking

With specially marked information N/C

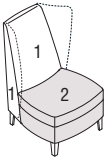
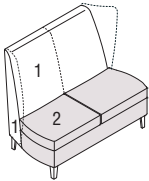
Shipping

Shipped **assembled freight prepaid f.o.b. High Point, North Carolina 27263** factory. Freight class #175.

Specifications and prices are subject to change without prior notice.

Affina®

Lobby and Lounge Seating

		MODEL NUMBER									
Features	COM	Basic Model	Non-Contrast or Fabric Contrast 1	Fabric Contrast 2	Wood Finish	Glide Option	Wallsaver Feet	Wing back	Leg Option	Moisture Barrier	
	Non-contrast	3.5 yd	3023A/NC	□□□□		□□□	□□	□□□	□□□	□□□	
	Contrast		3023A/FC	□□□□	□□□□	□□□	□□	□□□	□□□	□□□	
<p>AFLS</p> <p>High Back Lounge Chair (Armless)</p> <ul style="list-style-type: none"> 1 = Back and side panels (Fabric Contrast 1) C.O.M. = 2.25 yd 2 = Seat (Fabric Contrast 2) C.O.M. = 1.5 yd <hr/> <ul style="list-style-type: none"> Optional wings (Fabric Contrast 1) C.O.M. = 2.5 yd <p>Dashed line represents Wingback option.</p>											
	Non-contrast	6 yd	3033A/NC	□□□□		□□□	□□	□□□	□□□□	□□□	
	Contrast		3033A/FC	□□□□	□□□□	□□□	□□	□□□	□□□□	□□□	
<p>AFLS</p> <p>High Back Loveseat (Armless)</p> <ul style="list-style-type: none"> 1 = Back and side panels (Fabric Contrast 1) C.O.M. = 3.5 yd 2 = Seat (Fabric Contrast 2) C.O.M. = 2.75 yd <hr/> <ul style="list-style-type: none"> Optional wings (Fabric Contrast 1) C.O.M. = 2.5 yd <p>Dashed line represents Wingback option.</p>											
			A	B	C	D	E	F	G	H	I

HOW TO ORDER

Indicate the following information on order form:

- Quantity of each item.
- Model number, including options. See "How To Build a Model Number".
- Any special service required.

Note: • The □ indicates that a choice is required.

- The absence of the □ indicates that no choice is required.
- Alpha-numeric characters in place of □ indicate that no other alternatives are available.

HOW TO BUILD A MODEL NUMBER

- A** Select basic model.
- B** Select non-contrast or fabric contrast 1. Refer to color addendum at ki.com or KI Fabrics & Finishes binder.
- C** Select fabric contrast 2. Refer to color addendum at ki.com or KI Fabrics & Finishes binder.
- D** Select wood finish color. Refer to color addendum at ki.com or KI Fabrics & Finishes binder. For Kensington Maple add upcharge.
- E** Select glide option.
 - NG - Nylon glides
 - PG - Polycarbonate glides
 - RG - Rubber glides
 - FG - Felt glides
- F** Select wallsaver feet.
 - NWF - No wallsaver feet
 - WWF - Wallsaver feet; add \$26
- G** Select wingback option.
 - NWB - No wingback
 - WWB - With wingback (requires additional fabric); add \$695
 Wingback fabric will match back fabric selection.
- H** Select bariatric leg option.
 - BRL - Bariatric leg; add \$77
 - NBRL - No Bariatric leg
- I** Select moisture barrier.
 - MB - Moisture barrier
 - NMB - No moisture barrier
 See pricing column for moisture barrier upcharge.



Approx. Packaged Weight	Grade C.O.M.	Grade C	Grade D	Grade E & C.O.L.	Grade F	Grade G	Grade H	Grade I	Grade J	Grade K	Grade L Leather	Grade M Leather	Moisture Barrier add to list price
85.0#	\$ 1827	\$ 2009	\$ 2056	\$ 2113	\$ 2151	\$ 2228	\$ 2304	\$ 2399	\$ 2589	\$ 2781	\$ 2972	\$ 3353	\$ 149
85.0#	1880	2061	2108	2165	2203	2280	2357	2451	2642	2834	3024	3405	149

115.0#	\$ 2066	\$ 2247	\$ 2295	\$ 2351	\$ 2390	\$ 2467	\$ 2543	\$ 2638	\$ 2828	\$ 3020	\$ 3211	\$ 3592	\$ 180
115.0#	2147	2328	2375	2432	2470	2547	2623	2718	2909	3100	3291	3672	180

KENSINGTON MAPLE UPCHARGE

Kensington Maple requires extended leadtimes.

Model			
3323A	\$16	3023A	\$16
3333A	\$16	3033A	\$16
3343A	\$16	3043A	\$16
3323	\$82	3023	\$82
3333	\$82	3033	\$82
3343	\$82	3043	\$82
3123	\$37	3223	\$37
3133	\$37	3233	\$37
3143	\$37	3243	\$37

MOISTURE BARRIER UPCHARGE

To order with moisture barrier add /MB to the model number and add upcharge.

SPECIAL SERVICES

Special Carton Marking

With specially marked information N/C

Shipping

Shipped **assembled freight prepaid f.o.b. High Point, North Carolina 27263** factory. Freight class #175.

Specifications and prices are subject to change without prior notice.



Grade C.O.M.	Grade C	Grade D	Grade E & C.O.L.	Grade F	Grade G	Grade H	Grade I	Grade J	Grade K	Grade L Leather	Grade M Leather	Moisture Barrier add to list price
\$ 2724	\$ 3087	\$ 3182	\$ 3296	\$ 3372	\$ 3526	\$ 3678	\$ 3869	\$ 4250	\$ 4632	\$ 5013	\$ 5776	\$ 196
2825	3188	3283	3397	3473	3627	3779	3970	4351	4733	5114	5877	196

KENSINGTON MAPLE UPCHARGE

Kensington Maple requires extended leadtimes.

Model			
3323A	\$16	3023A	\$16
3333A	\$16	3033A	\$16
3343A	\$16	3043A	\$16
3323	\$82	3023	\$82
3333	\$82	3033	\$82
3343	\$82	3043	\$82
3123	\$37	3223	\$37
3133	\$37	3233	\$37
3143	\$37	3243	\$37

MOISTURE BARRIER UPCHARGE

To order with moisture barrier add /MB to the model number and add upcharge.

SPECIAL SERVICES

Special Carton Marking

With specially marked information N/C



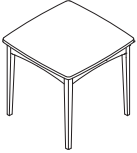
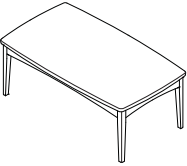
Shipping

Shipped **assembled freight prepaid f.o.b. High Point, North Carolina 27263** factory. Freight class #175.

Specifications and prices are subject to change without prior notice.

Affina®

Tables

	MODEL	Features	D x W x H	MODEL NUMBER			Approx. Packaged Weight
				Basic Model	Wood Leg Finish	Laminate Color	
 <p>AFFS</p>	Rectangular End Table - 16" High	Laminate Top	20 x 24 x 16"	9708	<input type="checkbox"/> <input type="checkbox"/> <input type="checkbox"/>	<input type="checkbox"/> <input type="checkbox"/> <input type="checkbox"/>	40.0#
		Veneer Top	20 x 24 x 16"	9704	<input type="checkbox"/> <input type="checkbox"/> <input type="checkbox"/>		40.0#
 <p>AFFS</p>	Rectangular End Table - 22" High	Laminate Top	20 x 24 x 22"	9705	<input type="checkbox"/> <input type="checkbox"/> <input type="checkbox"/>	<input type="checkbox"/> <input type="checkbox"/> <input type="checkbox"/>	45.0#
		Veneer Top	20 x 24 x 22"	9701	<input type="checkbox"/> <input type="checkbox"/> <input type="checkbox"/>		40.0#
 <p>AFFS</p>	Square Lamp Table	Laminate Top	24 x 24 x 22"	9706	<input type="checkbox"/> <input type="checkbox"/> <input type="checkbox"/>	<input type="checkbox"/> <input type="checkbox"/> <input type="checkbox"/>	40.0#
		Veneer Top	24 x 24 x 22"	9702	<input type="checkbox"/> <input type="checkbox"/> <input type="checkbox"/>		40.0#
 <p>AFFS</p>	Rectangular Coffee Table	Laminate Top	24 x 42 x 16"	9707	<input type="checkbox"/> <input type="checkbox"/> <input type="checkbox"/>	<input type="checkbox"/> <input type="checkbox"/> <input type="checkbox"/>	65.0#
		Veneer Top	24 x 42 x 16"	9703	<input type="checkbox"/> <input type="checkbox"/> <input type="checkbox"/>		60.0#

A **B** **C**

HOW TO ORDER

Indicate the following information on order form:

- Quantity of each item.
- Model number, including options. See "How To Build a Model Number".
- Any special service required.

Note:

- The indicates that a choice is required.
- The absence of the indicates that no choice is required.
- Alpha-numeric characters in place of indicate that no other alternatives are available.

HOW TO BUILD A MODEL NUMBER

- A** Select basic model.
- B** Select wood leg finish color. Refer to color addendum at ki.com or KI Fabrics & Finishes binder. For Kensington Maple add upcharge.
- C** Select laminate color. Refer to color addendum at ki.com or KI Fabrics & Finishes binder.

KENSINGTON MAPLE UPCHARGE

Kensington Maple requires extended leadtimes.

Model	
9708	\$88
9704	\$93
9705	\$93
9701	\$104
9706	\$93
9702	\$104
9707	\$114
9703	\$126



Delivered
Pricing

\$ 809

865

\$ 901

888

\$ 877

938

\$ 1120

1211

SPECIAL SERVICES

Special Carton Marking

With specially marked information N/C

Shipping

Shipped **assembled freight prepaid f.o.b. High Point, North Carolina 27263** factory. Freight class #175.

Specifications and prices are subject to change without prior notice.

Affina®

Healthcare General Information



Lounge Sleeper
(ALS)



Loveseat Double Sleeper
(ALSS)



Recliner
(AR)



Wallsaver Recliner
(ARW)



Patient Chair
(AAPP)



Motion Patient Chair
(AAPX)

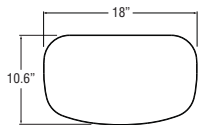
General Dimensions

Seat width	27-1/4"	57"	23-3/4"	22-1/2"	19-3/4"	22-1/2"
Seat depth	20"	20"	20-1/2"	20-1/2"	20"	19"
Seat height	17-3/4"	17-3/4"	19-1/2"	19-1/2"	18-3/4"	18-1/2"
Arm width	4"	4"	3"	3"	3"	3"
Arm height	26-3/4"	26-3/4"	25-1/4"	24"	27-1/4"	27-1/2"
Arm height from seat center	9-3/4"	9-3/4"	5-3/4"	5"	8"	8-1/2"
Back height from seat	17-3/4"	17-3/4"	30"	29-1/4"	26-1/4"	28-1/2"
Sleep surface depth	76-1/2"	76-1/2"				

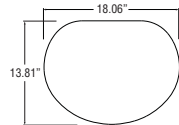
Overall Dimensions

Width	35-1/2"	64-3/4"	30"	30-1/2"	26-1/2"	28-1/2"
Depth	35-1/2"	35-1/2"	35-1/2"	34"	31-3/4"	28-3/4"
Height	34-1/2"	34-1/2"	47"	45-1/2"	43-1/2"	44-3/4"
Depth (opened)	81"	81"	64-1/2"	65"		

Tablet Arm Options



Top-Mounted Articulating
Revolving Tablet



Side-Mounted Articulating
Fold-Down Tablet

UPHOLSTERY INFORMATION

C.O.M. Fabric

For C.O.M. fabric sent to KI-High Point on multiple rolls, add an additional yard of fabric per roll to the yardage requirements. Multiple rolls have shorter pieces of fabric on them and do not allow nesting and stacking of the fabric to achieve the best yield as is done with one large roll. This results in yardage shortages and requests for additional fabric from the client, which can delay an order. For each roll that is sent, one yard needs to be added to one of the rolls, not separately.

Fabric Disclaimer

Fabric will be applied as swatched by the fabric manufacturer. Fabric that is required to be applied differently than is swatched will need a Special Cost Request written specifying the direction the fabric is to be applied. The posted standard lead time will apply to the Special Cost Request.

FINISH INFORMATION

SPECIAL FINISH MATCHES

KI can match special finish requests at an upcharge of \$68 List per item, up to 12 or a maximum charge of \$818 List per order per color. Special finish requests must be sent to your KI customer service representative.

Upon receipt from KI, the finishing department will prepare a "strike-off" which will be sent to the customer for approval.

The approval form accompanying the strike-off should be faxed to your KI customer service representative. Upon receipt of the signed approval form, KI will proceed with the order. Disapproved samples may be sent back to KI directly with an explanation of disapproval. A Special Finish Number (SFN) will be assigned to this finish sample for future reference or reorders.


**Glider
(AAPG)**

**Hip Chair - Open Arm
(AOHC)**

**Hip Chair - Closed Arm
(APHC)**

**Bariatric Chair - Open Arm
(AOCL)**

**Bariatric Chair - Closed Arm
(APCL)**

General Dimensions					
Seat width	19-3/4"	20-1/2"	20-1/2"	30"	30"
Seat depth	20"	19-1/2"	19-1/2"	19"	19"
Seat height	19-1/2"	26"	26"	19"	19"
Arm width	3"	2-3/4"	2-3/4"	2"	2"
Arm height	27-1/4"	33-1/2"	33-1/2"	27"	27"
Arm height from seat center	8"				
Back height from seat	26-1/4"				
Sleep surface depth					
Overall Dimensions					
Width	26-1/2"	24-3/4"	24-3/4"	34"	34"
Depth	31-1/4"	25-1/2"	25-1/2"	23-3/4"	23-3/4"
Height	43-1/2"	38"	38"	31-1/2"	31-1/2"

INFORMATION
Warranty

 Refer to KI Terms & Conditions document
 or visit ki.com

Affina® 1.5

General Information



Recliner
(AR1115)

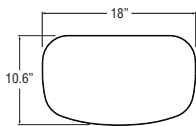
General Dimensions

Seat width	23-1/2"
Seat depth	21-1/2"
Seat height	19-1/2"
Arm width	4"
Arm height	25"

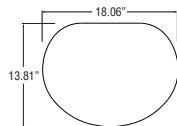
Overall Dimensions

Width	33"
Depth	36-1/2"
Height	44"

Tablet Arm Options



Top-Mounted Articulating
Revolving Tablet



Side-Mounted Articulating
Fold-Down Tablet

UPHOLSTERY INFORMATION

C.O.M. Fabric

For C.O.M. fabric sent to KI-High Point on multiple rolls, add an additional yard of fabric per roll to the yardage requirement. Multiple rolls have shorter pieces of fabric on them and do not allow nesting and stacking of the fabric to achieve the best yield as is done with one large roll. This results in yardage shortages and requests for additional fabric from the client, which can hold up the order. For each roll that is sent, one yard needs to be added and needs to be added to one of the rolls, not separately.

Fabric Disclaimer

Fabric will be applied as swatched by the fabric manufacturer. Fabric that is required to be applied differently than is swatched will need a Special Cost Request written specifying the direction the fabric is to be applied. The posted standard lead time will apply to the Special Cost Request.

FINISH INFORMATION

SPECIAL FINISH MATCHES

KI can match special finish requests at an upcharge of \$68 List per item, up to 12 or a maximum charge of \$818 List per order per color. Special finish requests must be sent to your KI customer service representative.

Upon receipt from KI, the finishing department will prepare a "strike-off" which will be sent to the customer for approval.

The approval form accompanying the strike-off should be faxed to your KI customer service representative. Upon receipt of the signed approval form, KI will proceed with the order. Disapproved samples may be sent back to KI directly with an explanation of disapproval. A Special Finish Number (SFN) will be assigned to this finish sample for future reference or reorders



INFORMATION

Warranty
Refer to KI Terms & Conditions document
or visit ki.com

Affina® II

General Information



Recliner
(ARI1)



Bariatric
(ARIIBAR)

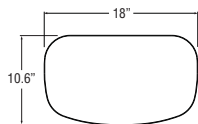
General Dimensions

Seat width	23-1/2"	28-1/2"
Seat depth	21-1/2"	21-1/2"
Seat height	21-1/2"	21-1/2"
Arm width	4"	4"
Arm height	27"	27"

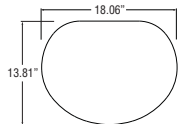
Overall Dimensions

Width	33"	38"
Depth	36-1/2"	36-1/2"
Height	46"	46"

Tablet Arm Options



Top-Mounted Articulating
Revolving Tablet



Side-Mounted Articulating
Fold-Down Tablet



Recliner with Wings
(ARI1/WWB)



Bariatric Recliner with Wings
(ARIIBAR/WWB)

UPHOLSTERY INFORMATION

C.O.M. Fabric

For C.O.M. fabric sent to KI-High Point on multiple rolls, add an additional yard of fabric per roll to the yardage requirement. Multiple rolls have shorter pieces of fabric on them and do not allow nesting and stacking of the fabric to achieve the best yield as is done with one large roll. This results in yardage shortages and requests for additional fabric from the client, which can hold up the order. For each roll that is sent, one yard needs to be added and needs to be added to one of the rolls, not separately.

Fabric Disclaimer

Fabric will be applied as swatched by the fabric manufacturer. Fabric that is required to be applied differently than is swatched will need a Special Cost Request written specifying the direction the fabric is to be applied. The posted standard lead time will apply to the Special Cost Request.

FINISH INFORMATION

SPECIAL FINISH MATCHES

KI can match special finish requests at an upcharge of \$68 List per item, up to 12 or a maximum charge of \$818 List per order per color. Special finish requests must be sent to your KI customer service representative.

Upon receipt from KI, the finishing department will prepare a "strike-off" which will be sent to the customer for approval.

The approval form accompanying the strike-off should be faxed to your KI customer service representative. Upon receipt of the signed approval form, KI will proceed with the order. Disapproved samples may be sent back to KI directly with an explanation of disapproval. A Special Finish Number (SFN) will be assigned to this finish sample for future reference or reorders



INFORMATION

Warranty

Refer to KI Terms & Conditions document
or visit ki.com



Grade C.O.M.	Grade C	Grade D	Grade E & C.O.L.	Grade F	Grade G	Grade H	Grade I	Grade J	Grade K	Grade L Leather	Grade M Leather	Moisture Barrier add to list price
\$ 3175	\$ 3230	\$ 3245	\$ 3261	\$ 3272	\$ 3296	\$ 3319	\$ 3348	\$ 3404	\$ 3462	\$ 3518	\$ 3633	\$ 180
3260	3315	3329	3345	3357	3380	3403	3432	3489	3546	3603	3717	180

INFORMATION

Kensington Maple Upcharge

Kensington Maple requires extended leadtimes.

Model

ALS	\$31
ALSS/LFS	\$31
ALSS/RFS	\$31
ALSS/DS	\$31

C.O.M. Requirements

C.O.M. yardage requirements listed above are based on plain goods 54" wide. If less than 54" wide or fabrics requiring matching (stripes, plaids, prints, large patterns), additional yardage will be needed. Consult C.O.M. matrix on the Ordering C.O.M. and C.O.L. page for additional yardage needed. For C.O.M. fabric sent to KI-High Point on multiple rolls, add an additional yard of fabric per roll to the yardage requirements.

C.O.L. Requirements

Figure 18 sq. ft. of leather (C.O.L.) for each

yard shown (i.e., 4.75 x 18 = 85.5 sq. ft.).

Contrasting Upholstery

When contrasting fabric is chosen, price at highest in-grade.

Minimum Fabric/Leather Quantity

Minimum order for fabric is 1 yard. Minimum order for leather is 1 hide (approximately 50 sq. ft.).

Moisture Barrier

Moisture barrier is applied underneath the fabric cover as a means of protecting the foam.

SPECIAL SERVICES

Special Carton Marking

With specially marked information N/C

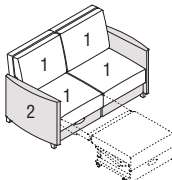
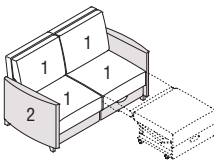
Shipping

Shipped **assembled freight prepaid f.o.b. High Point, North Carolina 27263** factory. Freight class #125.

Specifications and prices are subject to change without prior notice.

Affina®

Healthcare Seating

MODEL	Features	COM	MODEL NUMBER							
			Basic Model	Non-Contrast or Fabric Contrast 1	Fabric Contrast 2	Pull Color	Arm Cap	Wood Finish	Moisture Barrier	
 <p>Loveseat Sleeper (Closed Arm) - LFS (Open, Left Side Facing)</p> <ul style="list-style-type: none"> 1 = Seat and back/sleep surface (Fabric Contrast 1) C.O.M. = 7.5 yd 2 = Arms and frame (Fabric Contrast 2) C.O.M. = 7.5 yd 	Non-contrast	14 yd	ALSS/LFS/NC	<input type="checkbox"/> <input type="checkbox"/> <input type="checkbox"/> <input type="checkbox"/>		<input type="checkbox"/> <input type="checkbox"/> <input type="checkbox"/> <input type="checkbox"/>	<input type="checkbox"/> <input type="checkbox"/>	<input type="checkbox"/> <input type="checkbox"/>	<input type="checkbox"/> <input type="checkbox"/>	<input type="checkbox"/> <input type="checkbox"/>
	Contrast		ALSS/LFS/FC	<input type="checkbox"/> <input type="checkbox"/> <input type="checkbox"/> <input type="checkbox"/>	<input type="checkbox"/> <input type="checkbox"/> <input type="checkbox"/> <input type="checkbox"/>	<input type="checkbox"/> <input type="checkbox"/> <input type="checkbox"/> <input type="checkbox"/>	<input type="checkbox"/> <input type="checkbox"/>	<input type="checkbox"/> <input type="checkbox"/>	<input type="checkbox"/> <input type="checkbox"/>	<input type="checkbox"/> <input type="checkbox"/>
 <p>Loveseat Sleeper (Closed Arm) - RFS (Open, Right Side Facing)</p> <ul style="list-style-type: none"> 1 = Seat and back/sleep surface (Fabric Contrast 1) C.O.M. = 7.5 yd 2 = Arms and frame (Fabric Contrast 2) C.O.M. = 7.5 yd 	Non-contrast	14 yd	ALSS/RFS/NC	<input type="checkbox"/> <input type="checkbox"/> <input type="checkbox"/> <input type="checkbox"/>		<input type="checkbox"/> <input type="checkbox"/> <input type="checkbox"/> <input type="checkbox"/>	<input type="checkbox"/> <input type="checkbox"/>	<input type="checkbox"/> <input type="checkbox"/>	<input type="checkbox"/> <input type="checkbox"/>	<input type="checkbox"/> <input type="checkbox"/>
	Contrast		ALSS/RFS/FC	<input type="checkbox"/> <input type="checkbox"/> <input type="checkbox"/> <input type="checkbox"/>	<input type="checkbox"/> <input type="checkbox"/> <input type="checkbox"/> <input type="checkbox"/>	<input type="checkbox"/> <input type="checkbox"/> <input type="checkbox"/> <input type="checkbox"/>	<input type="checkbox"/> <input type="checkbox"/>	<input type="checkbox"/> <input type="checkbox"/>	<input type="checkbox"/> <input type="checkbox"/>	<input type="checkbox"/> <input type="checkbox"/>

AFLSS

AFLSS

A **B** **C** **D** **E** **F** **G**

HOW TO ORDER

Indicate the following information on order form:

- Quantity of each item.
- Model number, including options. See "How To Build a Model Number".
- Any special service required.

Note: • The indicates that a choice is required.

- The absence of the indicates that no choice is required.
- Alpha-numeric characters in place of indicate that no other alternatives are available.

HOW TO BUILD A MODEL NUMBER

- A** Select basic model.
- B** Select non-contrast or fabric contrast 1. Refer to color addendum at ki.com or KI Fabrics & Finishes binder.
- C** Select fabric contrast 2. Refer to color addendum at ki.com or KI Fabrics & Finishes binder.
- D** Select pull handle color. Refer to color addendum at ki.com or KI Fabrics & Finishes binder.
- E** Select armcap option.

NAC	- No armcap
WAC	- Wood armcaps (pair); add \$150
SAC	- Solid surface armcaps; add \$670

 Solid surface armcap color is always Corian™ glacier white.

- F** Select wood finish color. Refer to color addendum at ki.com or KI Fabrics & Finishes binder. For Kensington Maple add upcharge.
- G** Select moisture barrier.

MB	- Moisture barrier
NMB	- No moisture barrier

 See pricing column for moisture barrier upcharge.



Approx. Packaged Weight	Grade C.O.M.	Grade C	Grade D	Grade E & C.O.L.	Grade F	Grade G	Grade H	Grade I	Grade J	Grade K	Grade L Leather	Grade M Leather	Moisture Barrier add to list price
225.0#	\$ 4307	\$ 4362	\$ 4376	\$ 4393	\$ 4404	\$ 4428	\$ 4451	\$ 4479	\$ 4536	\$ 4594	\$ 4650	\$ 4765	\$ 232
225.0#	4392	4447	4461	4477	4489	4512	4535	4564	4621	4678	4735	4849	232

225.0#	\$ 4307	\$ 4362	\$ 4376	\$ 4393	\$ 4404	\$ 4428	\$ 4451	\$ 4479	\$ 4536	\$ 4594	\$ 4650	\$ 4765	\$ 232
225.0#	4392	4447	4461	4477	4489	4512	4535	4564	4621	4678	4735	4849	232

INFORMATION

Kensington Maple Upcharge

Kensington Maple requires extended leadtimes.

Model	
ALS	\$31
ALSS/LFS	\$31
ALSS/RFS	\$31
ALSS/DS	\$31

C.O.M. Requirements

C.O.M. yardage requirements listed above are based on plain goods 54" wide. If less than 54" wide or fabrics requiring matching (stripes, plaids, prints, large patterns), additional yardage will be needed. Consult C.O.M. matrix on the Ordering C.O.M. and C.O.L. page for additional yardage needed. For C.O.M. fabric sent to KI-High Point on multiple rolls, add an additional yard of fabric per roll to the yardage requirements.

C.O.L. Requirements

Figure 18 sq. ft. of leather (C.O.L.) for each

yard shown (i.e., 4.75 x 18 = 85.5 sq. ft.).

Contrasting Upholstery

When contrasting fabric is chosen, price at highest in-grade.

Minimum Fabric/Leather Quantity

Minimum order for fabric is 1 yard. Minimum order for leather is 1 hide (approximately 50 sq. ft.).

Moisture Barrier

Moisture barrier is applied underneath the fabric cover as a means of protecting the foam.

SPECIAL SERVICES

Special Carton Marking

With specially marked information N/C

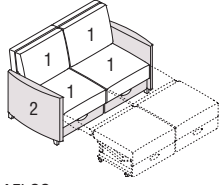
Shipping

Shipped assembled freight prepaid f.o.b. High Point, North Carolina 27263 factory. Freight class #125.

Specifications and prices are subject to change without prior notice.

Affina®

Healthcare Seating



AFLSS

MODEL

Loveseat Sleeper (Closed Arm) - DS (Open, Both Sides Facing)

• 1 = Seat and back/sleep surface (Fabric Contrast 1) C.O.M. = 7.75 yd

• 2 = Arms and frame (Fabric Contrast 2) C.O.M. = 7.5 yd

Features

Non-contrast

Contrast

COM

14 yd

MODEL NUMBER

Basic Model	Non-Contrast or Fabric Contrast 1	Fabric Contrast 2	Pull Color	Arm Cap	Wood Finish	Moisture Barrier
ALSS/DS/NC	□□□□		□□□□	□□□	□□□	□□□
ALSS/DS/FC	□□□□	□□□□	□□□□	□□□	□□□	□□□

A B C D E F G

HOW TO ORDER

Indicate the following information on order form:

- Quantity of each item.
- Model number, including options. See "How To Build a Model Number".
- Any special service required.

Note:

- The □ indicates that a choice is required.
- The absence of the □ indicates that no choice is required.
- Alpha-numeric characters in place of □ indicate that no other alternatives are available.

HOW TO BUILD A MODEL NUMBER

- A** Select basic model.
- B** Select non-contrast or fabric contrast 1. Refer to color addendum at ki.com or KI Fabrics & Finishes binder.
- C** Select fabric contrast 2. Refer to color addendum at ki.com or KI Fabrics & Finishes binder.
- D** Select pull handle color. Refer to color addendum at ki.com or KI Fabrics & Finishes binder.
- E** Select armcap option.

NAC	- No armcap
WAC	- Wood armcaps (pair); add \$150
SAC	- Solid surface armcaps; add \$670

 Solid surface armcap color is always Corian™ glacier white.

- F** Select wood finish color. Refer to color addendum at ki.com or KI Fabrics & Finishes binder. For Kensington Maple add upcharge.
- G** Select moisture barrier.

MB	- Moisture barrier
NMB	- No moisture barrier

 See pricing column for moisture barrier upcharge.



Approx. Packaged Weight	Grade C.O.M.	Grade C	Grade D	Grade E & C.O.L.	Grade F	Grade G	Grade H	Grade I	Grade J	Grade K	Grade L Leather	Grade M Leather	Moisture Barrier add to list price
400.0#	\$ 5644	\$ 5699	\$ 5713	\$ 5730	\$ 5741	\$ 5746	\$ 5788	\$ 5816	\$ 5873	\$ 5931	\$ 5987	\$ 6102	\$ 232
400.0#	5729	5783	5798	5814	5826	5849	5872	5901	5958	6015	6072	6186	232

INFORMATION

Kensington Maple Upcharge

Kensington Maple requires extended leadtimes.

Model	
ALS	\$31
ALSS/LFS	\$31
ALSS/RFS	\$31
ALSS/DS	\$31

C.O.M. Requirements

C.O.M. yardage requirements listed above are based on plain goods 54" wide. If less than 54" wide or fabrics requiring matching (stripes, plaids, prints, large patterns), additional yardage will be needed. Consult C.O.M. matrix on the Ordering C.O.M. and C.O.L. page for additional yardage needed. For C.O.M. fabric sent to KI-High Point on multiple rolls, add an additional yard of fabric per roll to the yardage requirements.

C.O.L. Requirements

Figure 18 sq. ft. of leather (C.O.L.) for each

yard shown (i.e., 4.75 x 18 = 85.5 sq. ft.).

Contrasting Upholstery

When contrasting fabric is chosen, price at highest in-grade.

Minimum Fabric/Leather Quantity

Minimum order for fabric is 1 yard. Minimum order for leather is 1 hide (approximately 50 sq. ft.).

Moisture Barrier

Moisture barrier is applied underneath the fabric cover as a means of protecting the foam.

SPECIAL SERVICES

Special Carton Marking

With specially marked information N/C

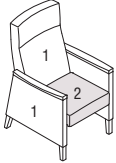
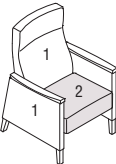
Shipping

Shipped **assembled freight prepaid f.o.b. High Point, North Carolina 27263** factory. Freight class #125.

Specifications and prices are subject to change without prior notice.

Affina®

Healthcare Seating

	MODEL	Features	COM	MODEL NUMBER						
				Basic Model	Non-Contrast or Fabric Contrast 1	Fabric Contrast 2	Arm Cap	Wood Finish	Glide Option	Moisture Barrier
	Patient Chair (Closed Arm)	Non-contrast Contrast	3.75 yd	AAPP/NC	<input type="checkbox"/> <input type="checkbox"/> <input type="checkbox"/> <input type="checkbox"/>		<input type="checkbox"/> <input type="checkbox"/>	<input type="checkbox"/> <input type="checkbox"/>	<input type="checkbox"/> <input type="checkbox"/>	<input type="checkbox"/> <input type="checkbox"/>
				AAPP/FC	<input type="checkbox"/> <input type="checkbox"/> <input type="checkbox"/> <input type="checkbox"/>	<input type="checkbox"/> <input type="checkbox"/> <input type="checkbox"/> <input type="checkbox"/>	<input type="checkbox"/> <input type="checkbox"/>	<input type="checkbox"/> <input type="checkbox"/>	<input type="checkbox"/> <input type="checkbox"/>	<input type="checkbox"/> <input type="checkbox"/>
AFPC				AAPX/NC	<input type="checkbox"/> <input type="checkbox"/> <input type="checkbox"/> <input type="checkbox"/>		<input type="checkbox"/> <input type="checkbox"/>	<input type="checkbox"/> <input type="checkbox"/>	<input type="checkbox"/> <input type="checkbox"/>	<input type="checkbox"/> <input type="checkbox"/>
				AAPX/FC	<input type="checkbox"/> <input type="checkbox"/> <input type="checkbox"/> <input type="checkbox"/>	<input type="checkbox"/> <input type="checkbox"/> <input type="checkbox"/> <input type="checkbox"/>	<input type="checkbox"/> <input type="checkbox"/>	<input type="checkbox"/> <input type="checkbox"/>	<input type="checkbox"/> <input type="checkbox"/>	<input type="checkbox"/> <input type="checkbox"/>
	Motion Patient Chair (Closed Arm)	Non-contrast Contrast	4 yd	AAPX/NC	<input type="checkbox"/> <input type="checkbox"/> <input type="checkbox"/> <input type="checkbox"/>		<input type="checkbox"/> <input type="checkbox"/>	<input type="checkbox"/> <input type="checkbox"/>	<input type="checkbox"/> <input type="checkbox"/>	<input type="checkbox"/> <input type="checkbox"/>
				AAPX/FC	<input type="checkbox"/> <input type="checkbox"/> <input type="checkbox"/> <input type="checkbox"/>	<input type="checkbox"/> <input type="checkbox"/> <input type="checkbox"/> <input type="checkbox"/>	<input type="checkbox"/> <input type="checkbox"/>	<input type="checkbox"/> <input type="checkbox"/>	<input type="checkbox"/> <input type="checkbox"/>	<input type="checkbox"/> <input type="checkbox"/>
AFMC				AAPX/NC	<input type="checkbox"/> <input type="checkbox"/> <input type="checkbox"/> <input type="checkbox"/>		<input type="checkbox"/> <input type="checkbox"/>	<input type="checkbox"/> <input type="checkbox"/>	<input type="checkbox"/> <input type="checkbox"/>	<input type="checkbox"/> <input type="checkbox"/>
				AAPX/FC	<input type="checkbox"/> <input type="checkbox"/> <input type="checkbox"/> <input type="checkbox"/>	<input type="checkbox"/> <input type="checkbox"/> <input type="checkbox"/> <input type="checkbox"/>	<input type="checkbox"/> <input type="checkbox"/>	<input type="checkbox"/> <input type="checkbox"/>	<input type="checkbox"/> <input type="checkbox"/>	<input type="checkbox"/> <input type="checkbox"/>
				A	B	C	D	E	F	G

HOW TO ORDER

Indicate the following information on order form:

- Quantity of each item.
- Model number, including options. See "How To Build a Model Number".
- Any special service required.

Note: • The indicates that a choice is required.

- The absence of the indicates that no choice is required.
- Alpha-numeric characters in place of indicate that no other alternatives are available.

HOW TO BUILD A MODEL NUMBER

A Select basic model.

B Select non-contrast or fabric contrast 1.
Refer to color addendum at ki.com or KI Fabrics & Finishes binder.

C Select fabric contrast 2.
Refer to color addendum at ki.com or KI Fabrics & Finishes binder.

D Select arm option.
WAC - Wood armcaps
PAC - Black poly; add \$150

E Select wood finish color.
Refer to color addendum at ki.com or KI Fabrics & Finishes binder.
For Kensington Maple add upcharge.

F Select glide option.
NG - Nylon glides
PG - Polycarbonate glides
RG - Rubber glides

FG - Felt glides

G Select moisture barrier.

MB - Moisture barrier

NMB - No moisture barrier

See pricing column for moisture barrier upcharge.



Approx. Packaged Weight	Grade C.O.M.	Grade C	Grade D	Grade E & C.O.L.	Grade F	Grade G	Grade H	Grade I	Grade J	Grade K	Grade L Leather	Grade M Leather	Moisture Barrier add to list price
59.0#	\$ 1711	\$ 1765	\$ 1780	\$ 1796	\$ 1809	\$ 1831	\$ 1854	\$ 1883	\$ 1939	\$ 1997	\$ 2054	\$ 2169	\$ 140
59.0#	1766	1821	1835	1852	1864	1887	1910	1938	1995	2053	2109	2225	140
77.0#	\$ 2444	\$ 2499	\$ 2513	\$ 2530	\$ 2541	\$ 2565	\$ 2587	\$ 2616	\$ 2673	\$ 2731	\$ 2787	\$ 2902	\$ 140
77.0#	2500	2554	2569	2585	2597	2620	2643	2672	2728	2786	2843	2957	140

INFORMATION

Kensington Maple Upcharge

Kensington Maple requires extended leadtimes.

Model	
AAPP	\$67
AAPX	\$67
AOHC	\$62
APHC	\$62

C.O.M. Requirements

C.O.M. yardage requirements listed above are based on plain goods 54" wide. If less than 54" wide or fabrics requiring matching (stripes, plaids, prints, large patterns), additional yardage will be needed. Consult C.O.M. matrix on the Ordering C.O.M. and C.O.L. page for additional yardage needed. For C.O.M. fabric sent to KI-High Point on multiple rolls, add an additional yard of fabric per roll to the yardage requirements.

C.O.L. Requirements

Figure 18 sq. ft. of leather (C.O.L.) for each

yard shown (i.e., 4.75 x 18 = 85.5 sq. ft.).

Contrasting Upholstery

When contrasting fabric is chosen, price at highest in-grade.

Minimum Fabric/Leather Quantity

Minimum order for fabric is 1 yard. Minimum order for leather is 1 hide (approximately 50 sq. ft.).

Moisture Barrier

Moisture barrier is applied underneath the fabric cover as a means of protecting the foam.

SPECIAL SERVICES

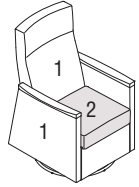
Special Carton Marking

With specially marked information N/C

Shipping

Shipped **assembled freight prepaid f.o.b. High Point, North Carolina 27263** factory. Freight class #250.

Specifications and prices are subject to change without prior notice.



AFGL

MODEL	Features	COM	MODEL NUMBER					
			Basic Model	Non-Contrast or Fabric Contrast 1	Fabric Contrast 2	Arm Cap	Wood Finish	Moisture Barrier
Glider (Closed Arm) • 1 = Back and arms (Fabric Contrast 1) C.O.M. = 4 yd • 2 = Seat (Fabric Contrast 2) C.O.M. = 1 yd	Non-contrast	4.25 yd	AAPG/NC	□□□□		□□□	□□□	□□□
	Contrast		AAPG/FC	□□□□	□□□□	□□□	□□□	□□□

A **B** **C** **D** **E** **F**

HOW TO ORDER

Indicate the following information on order form:

- Quantity of each item.
- Model number, including options. See "How To Build a Model Number".
- Any special service required.

Note: • The □ indicates that a choice is required.

- The absence of the □ indicates that no choice is required.
- Alpha-numeric characters in place of □ indicate that no other alternatives are available.

HOW TO BUILD A MODEL NUMBER

upcharge.

- A** Select basic model.
- B** Select non-contrast or fabric contrast 1. Refer to color addendum at ki.com or KI Fabrics & Finishes binder.
- C** Select fabric contrast 2. Refer to color addendum at ki.com or KI Fabrics & Finishes binder.
- D** Select arm option.

WAC	- Wood armcaps
PAC	- Black poly; add \$150
- E** Select wood finish color. Refer to color addendum at ki.com or KI Fabrics & Finishes binder. For Kensington Maple add upcharge.
- F** Select moisture barrier.

MB	- Moisture barrier
NMB	- No moisture barrier

See pricing column for moisture barrier



Approx. Packaged Weight	Grade C.O.M.	Grade C	Grade D	Grade E & C.O.L.	Grade F	Grade G	Grade H	Grade I	Grade J	Grade K	Grade L Leather	Grade M Leather	Moisture Barrier add to list price
96.0#	\$ 2209	\$ 2263	\$ 2277	\$ 2295	\$ 2306	\$ 2329	\$ 2353	\$ 2380	\$ 2438	\$ 2495	\$ 2552	\$ 2667	\$ 142
96.0#	2292	2345	2360	2377	2389	2411	2435	2463	2520	2577	2635	2749	142

INFORMATION

Kensington Maple Upcharge

Kensington Maple requires extended leadtimes.

Model
AAPG \$48

C.O.M. Requirements

C.O.M. yardage requirements listed above are based on plain goods 54" wide. If less than 54" wide or fabrics requiring matching (stripes, plaids, prints, large patterns), additional yardage will be needed. Consult C.O.M. matrix on the Ordering C.O.M. and C.O.L. page for additional yardage needed. For C.O.M. fabric sent to KI-High Point on multiple rolls, add an additional yard of fabric per roll to the yardage requirements.

C.O.L. Requirements

Figure 18 sq. ft. of leather (C.O.L.) for each yard shown (i.e., 4.75 x 18 = 85.5 sq. ft.).

Contrasting Upholstery

When contrasting fabric is chosen, price at highest in-grade.

Minimum Fabric/Leather Quantity

Minimum order for fabric is 1 yard. Minimum order for leather is 1 hide (approximately 50 sq. ft.).

Moisture Barrier

Moisture barrier is applied underneath the fabric cover as a means of protecting the foam.

SPECIAL SERVICES

Special Carton Marking

With specially marked information N/C



Shipping

Shipped **assembled freight prepaid f.o.b. High Point, North Carolina 27263** factory. Freight class #250.

Specifications and prices are subject to change without prior notice.

Affina®

Healthcare Seating

	MODEL	Features	COM	MODEL NUMBER							
				Basic Model	Non-Contrast or Fabric Contrast 1	Fabric Contrast 2	Arm Cap	Wood Finish	Glide Option	Moisture Barrier	
 <p>AFHC</p>	Hip Chair (Open Arm) • 1 = Back (Fabric Contrast 1) C.O.M. = 1.25 yd • 2 = Seat (Fabric Contrast 2) C.O.M. = 1 yd	Non-contrast	1.5 yd	AOHC/NC	<input type="checkbox"/> <input type="checkbox"/> <input type="checkbox"/> <input type="checkbox"/>			<input type="checkbox"/> <input type="checkbox"/>	<input type="checkbox"/> <input type="checkbox"/>	<input type="checkbox"/> <input type="checkbox"/>	<input type="checkbox"/> <input type="checkbox"/>
		Contrast		AOHC/FC	<input type="checkbox"/> <input type="checkbox"/> <input type="checkbox"/> <input type="checkbox"/>	<input type="checkbox"/> <input type="checkbox"/> <input type="checkbox"/> <input type="checkbox"/>	<input type="checkbox"/> <input type="checkbox"/>	<input type="checkbox"/> <input type="checkbox"/>	<input type="checkbox"/> <input type="checkbox"/>	<input type="checkbox"/> <input type="checkbox"/>	<input type="checkbox"/> <input type="checkbox"/>
 <p>AFHC</p>	Hip Chair (Closed Arm) • 1 = Back (Fabric Contrast 1) C.O.M. = 2.25 yd • 2 = Seat (Fabric Contrast 2) C.O.M. = 1 yd	Non-contrast	2.25 yd	APHC/NC	<input type="checkbox"/> <input type="checkbox"/> <input type="checkbox"/> <input type="checkbox"/>			<input type="checkbox"/> <input type="checkbox"/>	<input type="checkbox"/> <input type="checkbox"/>	<input type="checkbox"/> <input type="checkbox"/>	<input type="checkbox"/> <input type="checkbox"/>
		Contrast		APHC/FC	<input type="checkbox"/> <input type="checkbox"/> <input type="checkbox"/> <input type="checkbox"/>	<input type="checkbox"/> <input type="checkbox"/> <input type="checkbox"/> <input type="checkbox"/>	<input type="checkbox"/> <input type="checkbox"/>	<input type="checkbox"/> <input type="checkbox"/>	<input type="checkbox"/> <input type="checkbox"/>	<input type="checkbox"/> <input type="checkbox"/>	<input type="checkbox"/> <input type="checkbox"/>
					A	B	C	D	E	F	G

HOW TO ORDER

Indicate the following information on order form:

- Quantity of each item.
- Model number, including options. See "How To Build a Model Number".
- Any special service required.

Note: • The indicates that a choice is required.

- The absence of the indicates that no choice is required.
- Alpha-numeric characters in place of indicate that no other alternatives are available.

HOW TO BUILD A MODEL NUMBER

- A** Select basic model.
- B** Select non-contrast or fabric contrast 1.
Refer to color addendum at ki.com or KI Fabrics & Finishes binder.
- C** Select fabric contrast 2.
Refer to color addendum at ki.com or KI Fabrics & Finishes binder.
- D** Select arm option.

WAC	- Wood armcaps
PAC	- Black poly; add \$150
- E** Select wood finish color.
Refer to color addendum at ki.com or KI Fabrics & Finishes binder.
For Kensington Maple add upcharge.
- F** Select glide option.

NG	- Nylon glides
PG	- Polycarbonate glides
RG	- Rubber glides

FG - Felt glides

- G** Select moisture barrier.

MB	- Moisture barrier
NMB	- No moisture barrier

 See pricing column for moisture barrier upcharge.



Approx. Packaged Weight	Grade C.O.M.	Grade C	Grade D	Grade E & C.O.L.	Grade F	Grade G	Grade H	Grade I	Grade J	Grade K	Grade L Leather	Grade M Leather	Moisture Barrier add to list price
65.0#	\$ 1336	\$ 1381	\$ 1394	\$ 1408	\$ 1417	\$ 1436	\$ 1455	\$ 1479	\$ 1526	\$ 1575	\$ 1622	\$ 1718	\$ 115
65.0#	1388	1434	1446	1461	1470	1488	1508	1532	1579	1627	1675	1771	115
65.0#	\$ 1512	\$ 1557	\$ 1570	\$ 1584	\$ 1593	\$ 1613	\$ 1632	\$ 1655	\$ 1704	\$ 1751	\$ 1798	\$ 1894	\$ 115
65.0#	1565	1610	1622	1637	1646	1666	1684	1708	1756	1804	1851	1947	115

INFORMATION

Kensington Maple Upcharge

Kensington Maple requires extended leadtimes.

Model	
AAPP	\$67
AAPX	\$67
AOHC	\$62
APHC	\$62

C.O.M. Requirements

C.O.M. yardage requirements listed above are based on plain goods 54" wide. If less than 54" wide or fabrics requiring matching (stripes, plaids, prints, large patterns), additional yardage will be needed. Consult C.O.M. matrix on the Ordering C.O.M. and C.O.L. page for additional yardage needed. For C.O.M. fabric sent to KI-High Point on multiple rolls, add an additional yard of fabric per roll to the yardage requirements.

C.O.L. Requirements

Figure 18 sq. ft. of leather (C.O.L.) for each

yard shown (i.e., 4.75 x 18 = 85.5 sq. ft.).

Contrasting Upholstery

When contrasting fabric is chosen, price at highest in-grade.

Minimum Fabric/Leather Quantity

Minimum order for fabric is 1 yard. Minimum order for leather is 1 hide (approximately 50 sq. ft.).

Moisture Barrier

Moisture barrier is applied underneath the fabric cover as a means of protecting the foam.

SPECIAL SERVICES

Special Carton Marking

With specially marked information N/C

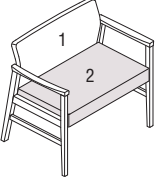
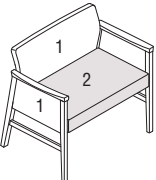
Shipping

Shipped **assembled freight prepaid f.o.b. High Point, North Carolina 27263** factory. Freight class #250.

Specifications and prices are subject to change without prior notice.

Affina®

Healthcare Seating

MODEL	Features	COM	MODEL NUMBER							
			Basic Model	Non-Contrast or Fabric Contrast 1	Fabric Contrast 2	Arm Cap	Wood Finish	Glide Option	Moisture Barrier	
 <p>Bariatric Chair (Open Arm)</p> <ul style="list-style-type: none"> 1 = Back (Fabric Contrast 1) C.O.M. = 1.75 yd 2 = Seat (Fabric Contrast 2) C.O.M. = 1 yd 	Non-contrast	2.5 yd	AOCL/NC	<input type="checkbox"/> <input type="checkbox"/> <input type="checkbox"/> <input type="checkbox"/>		<input type="checkbox"/> <input type="checkbox"/>	<input type="checkbox"/> <input type="checkbox"/>	<input type="checkbox"/> <input type="checkbox"/>	<input type="checkbox"/> <input type="checkbox"/>	<input type="checkbox"/> <input type="checkbox"/>
	Contrast		AOCL/FC	<input type="checkbox"/> <input type="checkbox"/> <input type="checkbox"/> <input type="checkbox"/>	<input type="checkbox"/> <input type="checkbox"/> <input type="checkbox"/> <input type="checkbox"/>	<input type="checkbox"/> <input type="checkbox"/>	<input type="checkbox"/> <input type="checkbox"/>	<input type="checkbox"/> <input type="checkbox"/>	<input type="checkbox"/> <input type="checkbox"/>	<input type="checkbox"/> <input type="checkbox"/>
AFBS										
 <p>Bariatric Chair (Closed Arm)</p> <ul style="list-style-type: none"> 1 = Back and Arms (Fabric Contrast 1) C.O.M. = 2.5 yd 2 = Seat (Fabric Contrast 2) C.O.M. = 1 yd 	Non-contrast	2.75 yd	APCL/NC	<input type="checkbox"/> <input type="checkbox"/> <input type="checkbox"/> <input type="checkbox"/>		<input type="checkbox"/> <input type="checkbox"/>	<input type="checkbox"/> <input type="checkbox"/>	<input type="checkbox"/> <input type="checkbox"/>	<input type="checkbox"/> <input type="checkbox"/>	<input type="checkbox"/> <input type="checkbox"/>
	Contrast		APCL/FC	<input type="checkbox"/> <input type="checkbox"/> <input type="checkbox"/> <input type="checkbox"/>	<input type="checkbox"/> <input type="checkbox"/> <input type="checkbox"/> <input type="checkbox"/>	<input type="checkbox"/> <input type="checkbox"/>	<input type="checkbox"/> <input type="checkbox"/>	<input type="checkbox"/> <input type="checkbox"/>	<input type="checkbox"/> <input type="checkbox"/>	<input type="checkbox"/> <input type="checkbox"/>
AFBS										

A **B** **C** **D** **E** **F** **G**

HOW TO ORDER

Indicate the following information on order form:

- Quantity of each item.
- Model number, including options. See "How To Build a Model Number".
- Any special service required.

Note: • The indicates that a choice is required.

- The absence of the indicates that no choice is required.
- Alpha-numeric characters in place of indicate that no other alternatives are available.

HOW TO BUILD A MODEL NUMBER

- A** Select basic model.
- B** Select non-contrast or fabric contrast 1. Refer to color addendum at ki.com or KI Fabrics & Finishes binder.
- C** Select fabric contrast 2. Refer to color addendum at ki.com or KI Fabrics & Finishes binder.
- D** Select arm option.

WAC	- Wood armcaps
PAC	- Black poly; add \$166
- E** Select wood finish color. Refer to color addendum at ki.com or KI Fabrics & Finishes binder. For Kensington Maple add upcharge.
- F** Select glide option.

NG	- Nylon glides
PG	- Polycarbonate glides
RG	- Rubber glides

FG - Felt glides

- G** Select moisture barrier.

MB	- Moisture barrier
NMB	- No moisture barrier

 See pricing column for moisture barrier upcharge.



Approx. Packaged Weight	Grade C.O.M.	Grade C	Grade D	Grade E & C.O.L.	Grade F	Grade G	Grade H	Grade I	Grade J	Grade K	Grade L Leather	Grade M Leather	Moisture Barrier add to list price
65.0#	\$ 1661	\$ 1752	\$ 1776	\$ 1805	\$ 1823	\$ 1861	\$ 1899	\$ 1948	\$ 2042	\$ 2138	\$ 2234	\$ 2425	\$ 127
65.0#	1718	1809	1832	1861	1880	1918	1956	2004	2099	2195	2291	2481	127
70.0#	\$ 1756	\$ 1856	\$ 1882	\$ 1914	\$ 1934	\$ 1977	\$ 2019	\$ 2071	\$ 2175	\$ 2280	\$ 2385	\$ 2596	\$ 129
70.0#	1813	1913	1938	1970	1991	2033	2075	2128	2232	2337	2442	2652	129

INFORMATION

Kensington Maple Upcharge

Kensington Maple requires extended leadtimes.

Model	
AOCL	\$52
APCL	\$52

C.O.M. Requirements

C.O.M. yardage requirements listed above are based on plain goods 54" wide. If less than 54" wide or fabrics requiring matching (stripes, plaids, prints, large patterns), additional yardage will be needed. Consult C.O.M. matrix on the Ordering C.O.M. and C.O.L. page for additional yardage needed. For C.O.M. fabric sent to KI-High Point on multiple rolls, add an additional yard of fabric per roll to the yardage requirements.

C.O.L. Requirements

Figure 18 sq. ft. of leather (C.O.L.) for each yard shown (i.e., 4.75 x 18 = 85.5 sq. ft.).

Contrasting Upholstery

When contrasting fabric is chosen, price at highest in-grade.

Minimum Fabric/Leather Quantity

Minimum order for fabric is 1 yard. Minimum order for leather is 1 hide (approximately 50 sq. ft.).

Moisture Barrier

Moisture barrier is applied underneath the fabric cover as a means of protecting the foam.

SPECIAL SERVICES

Special Carton Marking

With specially marked information N/C

Shipping

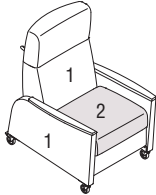
Shipped **assembled freight prepaid f.o.b. High Point, North Carolina 27263** factory. Freight class #175.

Specifications and prices are subject to change without prior notice.

Affina®

Healthcare Seating

Features	COM	MODEL NUMBER										Approx. Packaged Weight
		Basic Model	Non-Contrast or Fabric Contrast 1	Fabric Contrast 2	I.V. Pole	Catheter Attachment	Mag Pouch	Mech Type	Arm Cap	Wood Finish	Moist. Barrier	
Non-contrast	5.5 yd	AR/NC	<input type="checkbox"/> <input type="checkbox"/> <input type="checkbox"/>		<input type="checkbox"/> <input type="checkbox"/>	<input type="checkbox"/> <input type="checkbox"/> <input type="checkbox"/>	<input type="checkbox"/> <input type="checkbox"/> <input type="checkbox"/>	<input type="checkbox"/> <input type="checkbox"/> <input type="checkbox"/>	<input type="checkbox"/> <input type="checkbox"/> <input type="checkbox"/>	<input type="checkbox"/> <input type="checkbox"/> <input type="checkbox"/>	<input type="checkbox"/> <input type="checkbox"/> <input type="checkbox"/>	109.0#
Contrast		AR/FC	<input type="checkbox"/> <input type="checkbox"/> <input type="checkbox"/>	<input type="checkbox"/> <input type="checkbox"/> <input type="checkbox"/>	<input type="checkbox"/> <input type="checkbox"/> <input type="checkbox"/>	<input type="checkbox"/> <input type="checkbox"/> <input type="checkbox"/>	<input type="checkbox"/> <input type="checkbox"/> <input type="checkbox"/>	<input type="checkbox"/> <input type="checkbox"/> <input type="checkbox"/>	<input type="checkbox"/> <input type="checkbox"/> <input type="checkbox"/>	<input type="checkbox"/> <input type="checkbox"/> <input type="checkbox"/>	<input type="checkbox"/> <input type="checkbox"/> <input type="checkbox"/>	109.0#



AFRL
Recliner (Closed Arm)

- 1 = Back and arms (Fabric Contrast 1) C.O.M. = 4.75 yd
- 2 = Seat (Fabric Contrast 2) C.O.M. = 1.5 yd

- Optional magazine pouch (Fabric Contrast 1) C.O.M. = .5 yd

HOW TO ORDER

Indicate the following information on order form:

1. Quantity of each item.
2. Model number, including options. See "How To Build a Model Number".
3. Any special service required.

Note:

- The indicates that a choice is required.
- The absence of the indicates that no choice is required.
- Alpha-numeric characters in place of indicate that no other alternatives are available.

HOW TO BUILD A MODEL NUMBER

- A** Select basic model.
- B** Select non-contrast or fabric contrast 1. Refer to color addendum at ki.com or KI Fabrics & Finishes binder.
- C** Select fabric contrast 2. Refer to color addendum at ki.com or KI Fabrics & Finishes binder.
- D** Select I.V. pole. (specified facing chair)
 - NS** - No pole
 - LFFIV** - Left facing front; add \$289
 - LRFV** - Left facing rear; add \$289
 - RFFV** - Right facing front; add \$289
 - RRFV** - Right facing rear; add \$289
- E** Select catheter bag attachment. (specified facing chair)
 - NCA** - No catheter attachment
 - LFCA** - Left facing front; add \$46
 - LRCA** - Left facing rear; add \$46
 - RFCA** - Right facing front; add \$46
 - RRCA** - Right facing rear; add \$46
- F** Select magazine pouch. (specified facing chair)
 - NMR** - No magazine pouch
 - LFP** - Left side pouch (requires add'l fabric; matches arm); add \$193
 - RFP** - Right side pouch (requires add'l fabric; matches arm); add \$193
- G** Select mechanism type.
 - SM** - Standard mechanism
 - TM** - Trendelenburg mechanism; add \$160
- H** Select armcap option.
 - WAC** - Wood armcaps
 - PAC** - Black poly; add \$150

- I** Select wood finish color. Pick only if product has wood armcaps. Refer to color addendum at ki.com or KI Fabrics & Finishes binder. For Kensington Maple add upcharge.
 - J** Select moisture barrier.
 - MB** - Moisture barrier
 - NMB** - No moisture barrier
- See pricing column for moisture barrier upcharge.

SAC - Solid surface armcaps; add \$670
 Solid surface armcap color is always Corian™ glacier white.



Grade C.O.M.	Grade C	Grade D	Grade E & C.O.L.	Grade F	Grade G	Grade H	Grade I	Grade J	Grade K	Grade L Leather	Grade M Leather	Moisture Barrier add to list price
\$ 2628	\$ 2681	\$ 2694	\$ 2711	\$ 2722	\$ 2744	\$ 2767	\$ 2794	\$ 2850	\$ 2906	\$ 2961	\$ 3072	\$ 154
2710	2763	2776	2793	2804	2826	2849	2876	2932	2988	3043	3154	154

INFORMATION

Kensington Maple Upcharge

Kensington Maple requires extended leadtimes.

Model	
AR	\$20
AR/LFT/LT	\$20
AR/RFT/LT	\$20
AR/LFRT/LT	\$20
AR/RFRT/LT	\$20
AR/LFT/VT	\$20
AR/RFT/VT	\$20
AR/LFRT/VT	\$20
AR/RFRT/VT	\$20

Placement Rules

-Magazine pouch cannot be on same side as I.V. pole.

-Catheter hooks cannot be on same side as I.V. pole.

C.O.M. Requirements

C.O.M. yardage requirements listed above

are based on plain goods 54" wide. If less than 54" wide or fabrics requiring matching (stripes, plaids, prints, large patterns), additional yardage will be needed. Consult C.O.M. matrix on the Ordering C.O.M. and C.O.L. page for additional yardage needed. For C.O.M. fabric sent to KI-High Point on multiple rolls, add an additional yard of fabric per roll to the yardage requirements.

C.O.L. Requirements

Figure 18 sq. ft. of leather (C.O.L.) for each yard shown (i.e., 4.75 x 18 = 85.5 sq. ft.).

Contrasting Upholstery

When contrasting fabric is chosen, price at highest in-grade.

Minimum Fabric/Leather Quantity

Minimum order for fabric is 1 yard. Minimum order for leather is 1 hide (approximately 50 sq. ft.).

Moisture Barrier

Moisture barrier is applied underneath the

fabric cover as a means of protecting the foam.

SPECIAL SERVICES

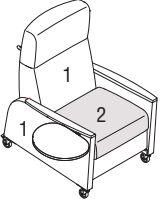
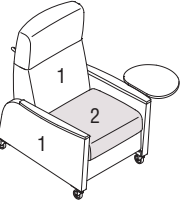
Special Carton Marking

With specially marked information N/C

Shipping

Shipped **assembled freight prepaid f.o.b. High Point, North Carolina 27263** factory. Freight class #250.

Specifications and prices are subject to change without prior notice.

		MODEL NUMBER											
Features	COM	Basic Model	Non-Contrast or Fabric Contrast 1	Fabric Contrast 2	I.V. Pole	Catheter Attachment	Mag Pch.	Mech Type	Arm Cap	Wood Finish	Lam. Color	Moist. Barrier	
	Non-contrast	5.5 yd	AR/NC/LFT/LT	<input type="checkbox"/> <input type="checkbox"/> <input type="checkbox"/>		<input type="checkbox"/> <input type="checkbox"/>	<input type="checkbox"/> <input type="checkbox"/> <input type="checkbox"/>	<input type="checkbox"/> <input type="checkbox"/>	<input type="checkbox"/> <input type="checkbox"/>	<input type="checkbox"/> <input type="checkbox"/>	<input type="checkbox"/> <input type="checkbox"/> <input type="checkbox"/>	<input type="checkbox"/> <input type="checkbox"/>	
	Contrast		AR/FC/LFT/LT	<input type="checkbox"/> <input type="checkbox"/> <input type="checkbox"/>	<input type="checkbox"/> <input type="checkbox"/> <input type="checkbox"/>	<input type="checkbox"/> <input type="checkbox"/>	<input type="checkbox"/> <input type="checkbox"/> <input type="checkbox"/>	<input type="checkbox"/> <input type="checkbox"/>	<input type="checkbox"/> <input type="checkbox"/>	<input type="checkbox"/> <input type="checkbox"/>	<input type="checkbox"/> <input type="checkbox"/> <input type="checkbox"/>	<input type="checkbox"/> <input type="checkbox"/>	
<p>AFRL</p> <p>Recliner w/ Left Facing Laminate Side Articulating Tablet</p> <ul style="list-style-type: none"> • 1 = Back and arms (Fabric Contrast 1) C.O.M. = 4.75 yd • 2 = Seat (Fabric Contrast 2) C.O.M. = 1.5 yd <p>-----</p> <ul style="list-style-type: none"> • Optional magazine pouch (Fabric Contrast 1) C.O.M. = .5 yd 													
	Non-contrast	5.5 yd	AR/NC/RFT/LT	<input type="checkbox"/> <input type="checkbox"/> <input type="checkbox"/>		<input type="checkbox"/> <input type="checkbox"/>	<input type="checkbox"/> <input type="checkbox"/> <input type="checkbox"/>	<input type="checkbox"/> <input type="checkbox"/>	<input type="checkbox"/> <input type="checkbox"/>	<input type="checkbox"/> <input type="checkbox"/>	<input type="checkbox"/> <input type="checkbox"/> <input type="checkbox"/>	<input type="checkbox"/> <input type="checkbox"/>	
	Contrast		AR/FC/RFT/LT	<input type="checkbox"/> <input type="checkbox"/> <input type="checkbox"/>	<input type="checkbox"/> <input type="checkbox"/> <input type="checkbox"/>	<input type="checkbox"/> <input type="checkbox"/>	<input type="checkbox"/> <input type="checkbox"/> <input type="checkbox"/>	<input type="checkbox"/> <input type="checkbox"/>	<input type="checkbox"/> <input type="checkbox"/>	<input type="checkbox"/> <input type="checkbox"/>	<input type="checkbox"/> <input type="checkbox"/> <input type="checkbox"/>	<input type="checkbox"/> <input type="checkbox"/>	
<p>AFRL</p> <p>Recliner w/ Right Facing Laminate Side Articulating Tablet</p> <ul style="list-style-type: none"> • 1 = Back and arms (Fabric Contrast 1) C.O.M. = 4.75 yd • 2 = Seat (Fabric Contrast 2) C.O.M. = 1.5 yd <p>-----</p> <ul style="list-style-type: none"> • Optional magazine pouch (Fabric Contrast 1) C.O.M. = .5 yd 													
			A	B	C	D	E	F	G	H	I	J	K

HOW TO ORDER

Indicate the following information on order form:

1. Quantity of each item.
2. Model number, including options. See "How To Build a Model Number".
3. Any special service required.

Note: • The indicates that a choice is required.

- The absence of the indicates that no choice is required.
- Alpha-numeric characters in place of indicate that no other alternatives are available.

HOW TO BUILD A MODEL NUMBER

- A** Select basic model.
- B** Select non-contrast or fabric contrast 1. Refer to color addendum at ki.com or KI Fabrics & Finishes binder.
- C** Select fabric contrast 2. Refer to color addendum at ki.com or KI Fabrics & Finishes binder.
- D** Select I.V. pole. (specified facing chair)
 - NS** - No pole
 - LFFIV** - Left facing front; add \$289
 - LRFIV** - Left facing rear; add \$289
 - RFFIV** - Right facing front; add \$289
 - RRFIV** - Right facing rear; add \$289
 If tablet is specified, tablet, I.V. pole and/or catheter bag attachment must all be specified in unique locations.
- E** Select catheter bag attachment. (specified facing chair)

- NCA** - No catheter attachment
 - LFCA** - Left facing front; add \$46
 - LRCA** - Left facing rear; add \$46
 - RFCA** - Right facing front; add \$46
 - RRCA** - Right facing rear; add \$46
- If tablet is specified, tablet, I.V. pole and/or catheter bag attachment must all be specified in unique locations.

- F** Select magazine pouch. (specified facing chair)
 - NMR** - No magazine pouch
 - LFP** - Left side pouch (requires add'l fabric; matches arm); add \$193
 - RFP** - Right side pouch (requires add'l fabric; matches arm); add \$193
 If optional I.V. pole is specified, magazine pouch cannot be specified on the same side.

- G** Select mechanism type.
 - SM** - Standard mechanism
 - TM** - Trendelenburg mechanism; add \$160

- H** Select armcap option.
 - WAC** - Wood armcaps
 - PAC** - Black poly; add \$150
 - SAC** - Solid surface armcaps; add \$670
 Solid surface armcap color is always Corian™ glacier white.
- I** Select wood finish color. Pick only if product has wood armcaps. Refer to color addendum at ki.com or KI Fabrics & Finishes binder. For Kensington Maple add upcharge.
- J** Select laminate color. Refer to color addendum at ki.com or KI Fabrics & Finishes binder.
- K** Select moisture barrier.
 - MB** - Moisture barrier
 - NMB** - No moisture barrier
 See pricing column for moisture barrier upcharge.



Approx. Packaged Weight	Grade C.O.M.	Grade C	Grade D	Grade E & C.O.L.	Grade F	Grade G	Grade H	Grade I	Grade J	Grade K	Grade L Leather	Grade M Leather	Moisture Barrier add to list price
114.0#	\$ 2878	\$ 2931	\$ 2944	\$ 2961	\$ 2972	\$ 2994	\$ 3017	\$ 3044	\$ 3100	\$ 3156	\$ 3211	\$ 3322	\$ 154
114.0#	2960	3013	3026	3043	3054	3076	3099	3126	3182	3238	3293	3404	154

114.0#	\$ 2878	\$ 2931	\$ 2944	\$ 2961	\$ 2972	\$ 2994	\$ 3017	\$ 3044	\$ 3100	\$ 3156	\$ 3211	\$ 3322	\$ 154
114.0#	2960	3013	3026	3043	3054	3076	3099	3126	3182	3238	3293	3404	154

INFORMATION

Kensington Maple Upcharge

Kensington Maple requires extended leadtimes.

Model	
AR	\$20
AR/LFT/LT	\$20
AR/RFT/LT	\$20
AR/LFRT/LT	\$20
AR/RFRT/LT	\$20
AR/LFT/VT	\$20
AR/RFT/VT	\$20
AR/LFRT/VT	\$20
AR/RFRT/VT	\$20

Placement Rules

-Magazine pouch cannot be on same side as I.V. pole.

-Catheter hooks cannot be on same side as I.V. pole.

C.O.M. Requirements

C.O.M. yardage requirements listed above

are based on plain goods 54" wide. If less than 54" wide or fabrics requiring matching (stripes, plaids, prints, large patterns), additional yardage will be needed. Consult C.O.M. matrix on the Ordering C.O.M. and C.O.L. page for additional yardage needed. For C.O.M. fabric sent to KI-High Point on multiple rolls, add an additional yard of fabric per roll to the yardage requirements.

C.O.L. Requirements

Figure 18 sq. ft. of leather (C.O.L.) for each yard shown (i.e., 4.75 x 18 = 85.5 sq. ft.).

Contrasting Upholstery

When contrasting fabric is chosen, price at highest in-grade.

Minimum Fabric/Leather Quantity

Minimum order for fabric is 1 yard. Minimum order for leather is 1 hide (approximately 50 sq. ft.).

Moisture Barrier

Moisture barrier is applied underneath the

fabric cover as a means of protecting the foam.

SPECIAL SERVICES

Special Carton Marking

With specially marked information N/C

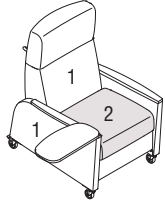
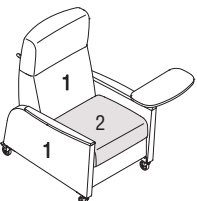
Shipping

Shipped assembled freight prepaid f.o.b. High Point, North Carolina 27263 factory. Freight class #250.

Specifications and prices are subject to change without prior notice.

Affina®

Healthcare Seating

Features	COM	MODEL NUMBER											
		Basic Model	Non-Contrast or Fabric Contrast 1	Fabric Contrast 2	I.V. Pole	Catheter Attachment	Mag Pch.	Mech Type	Arm Cap	Wood Finish	Lam. Color	Moist. Barrier	
	Non-contrast	5.5 yd	AR/NC/LFRT/LT	<input type="checkbox"/> <input type="checkbox"/> <input type="checkbox"/>			<input type="checkbox"/>	<input type="checkbox"/> <input type="checkbox"/> <input type="checkbox"/>	<input type="checkbox"/> <input type="checkbox"/> <input type="checkbox"/>	<input type="checkbox"/>	<input type="checkbox"/>	<input type="checkbox"/> <input type="checkbox"/> <input type="checkbox"/>	<input type="checkbox"/> <input type="checkbox"/> <input type="checkbox"/>
	Contrast		AR/FC/LFRT/LT	<input type="checkbox"/> <input type="checkbox"/> <input type="checkbox"/>	<input type="checkbox"/> <input type="checkbox"/> <input type="checkbox"/>	<input type="checkbox"/>	<input type="checkbox"/> <input type="checkbox"/> <input type="checkbox"/>	<input type="checkbox"/> <input type="checkbox"/> <input type="checkbox"/>	<input type="checkbox"/> <input type="checkbox"/> <input type="checkbox"/>	<input type="checkbox"/>	<input type="checkbox"/>	<input type="checkbox"/> <input type="checkbox"/> <input type="checkbox"/>	<input type="checkbox"/> <input type="checkbox"/> <input type="checkbox"/>
<p>AFRL</p> <p>Recliner w/ Left Facing Laminate Top Articulating Tablet</p> <ul style="list-style-type: none"> • 1 = Back and arms (Fabric Contrast 1) C.O.M. = 4.75 yd • 2 = Seat (Fabric Contrast 2) C.O.M. = 1.5 yd <p>-----</p> <ul style="list-style-type: none"> • Optional magazine pouch (Fabric Contrast 1) C.O.M. = .5 yd 													
	Non-contrast	5.5 yd	AR/NC/RFRT/LT	<input type="checkbox"/> <input type="checkbox"/> <input type="checkbox"/>			<input type="checkbox"/>	<input type="checkbox"/> <input type="checkbox"/> <input type="checkbox"/>	<input type="checkbox"/> <input type="checkbox"/> <input type="checkbox"/>	<input type="checkbox"/>	<input type="checkbox"/>	<input type="checkbox"/> <input type="checkbox"/> <input type="checkbox"/>	<input type="checkbox"/> <input type="checkbox"/> <input type="checkbox"/>
	Contrast		AR/FC/RFRT/LT	<input type="checkbox"/> <input type="checkbox"/> <input type="checkbox"/>	<input type="checkbox"/> <input type="checkbox"/> <input type="checkbox"/>	<input type="checkbox"/>	<input type="checkbox"/> <input type="checkbox"/> <input type="checkbox"/>	<input type="checkbox"/> <input type="checkbox"/> <input type="checkbox"/>	<input type="checkbox"/> <input type="checkbox"/> <input type="checkbox"/>	<input type="checkbox"/>	<input type="checkbox"/>	<input type="checkbox"/> <input type="checkbox"/> <input type="checkbox"/>	<input type="checkbox"/> <input type="checkbox"/> <input type="checkbox"/>
<p>AFRL</p> <p>Recliner w/ Right Facing Laminate Top Articulating Tablet</p> <ul style="list-style-type: none"> • 1 = Back and arms (Fabric Contrast 1) C.O.M. = 4.75 yd • 2 = Seat (Fabric Contrast 2) C.O.M. = 1.5 yd <p>-----</p> <ul style="list-style-type: none"> • Optional magazine pouch (Fabric Contrast 1) C.O.M. = .5 yd 													
<p>A B C D E F G H I J K</p>													

HOW TO ORDER

Indicate the following information on order form:

- Quantity of each item.
- Model number, including options. See "How To Build a Model Number".
- Any special service required.

Note: • The indicates that a choice is required.

- The absence of the indicates that no choice is required.
- Alpha-numeric characters in place of indicate that no other alternatives are available.

HOW TO BUILD A MODEL NUMBER

- A** Select basic model.
- B** Select non-contrast or fabric contrast 1. Refer to color addendum at ki.com or KI Fabrics & Finishes binder.
- C** Select fabric contrast 2. Refer to color addendum at ki.com or KI Fabrics & Finishes binder.
- D** Select I.V. pole. (specified facing chair)
 - NS** - No pole
 - LFFIV** - Left facing front; add \$289
 - LRFIV** - Left facing rear; add \$289
 - RFFIV** - Right facing front; add \$289
 - RRFIV** - Right facing rear; add \$289
 If tablet is specified, tablet, I.V. pole and/or catheter bag attachment must all be specified in unique locations.
- E** Select catheter bag attachment. (specified facing chair)

- NCA** - No catheter attachment
 - LFCA** - Left facing front; add \$46
 - LRCA** - Left facing rear; add \$46
 - RFCA** - Right facing front; add \$46
 - RRCA** - Right facing rear; add \$46
- If tablet is specified, tablet, I.V. pole and/or catheter bag attachment must all be specified in unique locations.

- F** Select magazine pouch. (specified facing chair)
 - NMR** - No magazine pouch
 - LFP** - Left side pouch (requires add'l fabric; matches arm); add \$193
 - RFP** - Right side pouch (requires add'l fabric; matches arm); add \$193
 If optional I.V. pole is specified, magazine pouch cannot be specified on the same side.

- G** Select mechanism type.
 - SM** - Standard mechanism
 - TM** - Trendelenburg mechanism; add \$160

- H** Select armcap option.
 - WAC** - Wood armcaps
 - PAC** - Black poly; add \$150
 - SAC** - Solid surface armcaps; add \$670
 Solid surface armcap color is always Corian™ glacier white.
- I** Select wood finish color. Pick only if product has wood armcaps. Refer to color addendum at ki.com or KI Fabrics & Finishes binder. For Kensington Maple add upcharge.
- J** Select laminate color. Refer to color addendum at ki.com or KI Fabrics & Finishes binder.
- K** Select moisture barrier.
 - MB** - Moisture barrier
 - NMB** - No moisture barrier
 See pricing column for moisture barrier upcharge.



Approx. Packaged Weight	Grade C.O.M.	Grade C	Grade D	Grade E & C.O.L.	Grade F	Grade G	Grade H	Grade I	Grade J	Grade K	Grade L Leather	Grade M Leather	Moisture Barrier add to list price
114.0#	\$ 2878	\$ 2931	\$ 2944	\$ 2961	\$ 2972	\$ 2994	\$ 3017	\$ 3044	\$ 3100	\$ 3156	\$ 3211	\$ 3322	\$ 154
114.0#	2960	3013	3026	3043	3054	3076	3099	3126	3182	3238	3293	3404	154

114.0#	\$ 2878	\$ 2931	\$ 2944	\$ 2961	\$ 2972	\$ 2994	\$ 3017	\$ 3044	\$ 3100	\$ 3156	\$ 3211	\$ 3322	\$ 154
114.0#	2960	3013	3026	3043	3054	3076	3099	3126	3182	3238	3293	3404	154

INFORMATION

Kensington Maple Upcharge

Kensington Maple requires extended leadtimes.

Model	
AR	\$20
AR/LFT/LT	\$20
AR/RFT/LT	\$20
AR/LFRT/LT	\$20
AR/RFRT/LT	\$20
AR/LFT/VT	\$20
AR/RFT/VT	\$20
AR/LFRT/VT	\$20
AR/RFRT/VT	\$20

Placement Rules

-Magazine pouch cannot be on same side as I.V. pole.

-Catheter hooks cannot be on same side as I.V. pole.

C.O.M. Requirements

C.O.M. yardage requirements listed above

are based on plain goods 54" wide. If less than 54" wide or fabrics requiring matching (stripes, plaids, prints, large patterns), additional yardage will be needed. Consult C.O.M. matrix on the Ordering C.O.M. and C.O.L. page for additional yardage needed. For C.O.M. fabric sent to KI-High Point on multiple rolls, add an additional yard of fabric per roll to the yardage requirements.

C.O.L. Requirements

Figure 18 sq. ft. of leather (C.O.L.) for each yard shown (i.e., 4.75 x 18 = 85.5 sq. ft.).

Contrasting Upholstery

When contrasting fabric is chosen, price at highest in-grade.

Minimum Fabric/Leather Quantity

Minimum order for fabric is 1 yard. Minimum order for leather is 1 hide (approximately 50 sq. ft.).

Moisture Barrier

Moisture barrier is applied underneath the

fabric cover as a means of protecting the foam.

SPECIAL SERVICES

Special Carton Marking

With specially marked information N/C

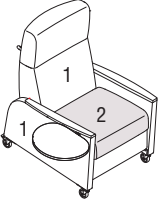
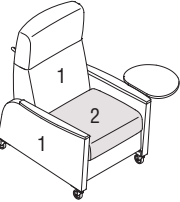
Shipping

Shipped assembled freight prepaid f.o.b. High Point, North Carolina 27263 factory. Freight class #250.

Specifications and prices are subject to change without prior notice.

Affina®

Healthcare Seating

		MODEL NUMBER											
Features	COM	Basic Model	Non-Contrast or Fabric Contrast 1	Fabric Contrast 2	I.V. Pole	Catheter Attachment	Mag Pch.	Mech Type	Arm Cap	Wood Finish	Ven. Color	Moist. Barrier	
	Non-contrast	5.5 yd	AR/NC/LFT/VT	<input type="checkbox"/> <input type="checkbox"/> <input type="checkbox"/>		<input type="checkbox"/>	<input type="checkbox"/> <input type="checkbox"/> <input type="checkbox"/>	<input type="checkbox"/> <input type="checkbox"/> <input type="checkbox"/>	<input type="checkbox"/> <input type="checkbox"/> <input type="checkbox"/>	<input type="checkbox"/> <input type="checkbox"/> <input type="checkbox"/>	<input type="checkbox"/> <input type="checkbox"/> <input type="checkbox"/>	<input type="checkbox"/> <input type="checkbox"/> <input type="checkbox"/>	
	Contrast		AR/FC/LFT/VT	<input type="checkbox"/> <input type="checkbox"/> <input type="checkbox"/>	<input type="checkbox"/> <input type="checkbox"/> <input type="checkbox"/>	<input type="checkbox"/>	<input type="checkbox"/> <input type="checkbox"/> <input type="checkbox"/>	<input type="checkbox"/> <input type="checkbox"/> <input type="checkbox"/>	<input type="checkbox"/> <input type="checkbox"/> <input type="checkbox"/>	<input type="checkbox"/> <input type="checkbox"/> <input type="checkbox"/>	<input type="checkbox"/> <input type="checkbox"/> <input type="checkbox"/>	<input type="checkbox"/> <input type="checkbox"/> <input type="checkbox"/>	
<p>AFRL</p> <p>Recliner w/ Left Facing Veneer Side Articulating Tablet</p> <ul style="list-style-type: none"> • 1 = Back and arms (Fabric Contrast 1) C.O.M. = 4.75 yd • 2 = Seat (Fabric Contrast 2) C.O.M. = 1.5 yd <p>-----</p> <ul style="list-style-type: none"> • Optional magazine pouch (Fabric Contrast 1) C.O.M. = .5 yd 													
	Non-contrast	5.5 yd	AR/NC/RFT/VT	<input type="checkbox"/> <input type="checkbox"/> <input type="checkbox"/>		<input type="checkbox"/>	<input type="checkbox"/> <input type="checkbox"/> <input type="checkbox"/>	<input type="checkbox"/> <input type="checkbox"/> <input type="checkbox"/>	<input type="checkbox"/> <input type="checkbox"/> <input type="checkbox"/>	<input type="checkbox"/> <input type="checkbox"/> <input type="checkbox"/>	<input type="checkbox"/> <input type="checkbox"/> <input type="checkbox"/>	<input type="checkbox"/> <input type="checkbox"/> <input type="checkbox"/>	
	Contrast		AR/FC/RFT/VT	<input type="checkbox"/> <input type="checkbox"/> <input type="checkbox"/>	<input type="checkbox"/> <input type="checkbox"/> <input type="checkbox"/>	<input type="checkbox"/>	<input type="checkbox"/> <input type="checkbox"/> <input type="checkbox"/>	<input type="checkbox"/> <input type="checkbox"/> <input type="checkbox"/>	<input type="checkbox"/> <input type="checkbox"/> <input type="checkbox"/>	<input type="checkbox"/> <input type="checkbox"/> <input type="checkbox"/>	<input type="checkbox"/> <input type="checkbox"/> <input type="checkbox"/>	<input type="checkbox"/> <input type="checkbox"/> <input type="checkbox"/>	
<p>AFRL</p> <p>Recliner w/ Right Facing Veneer Side Articulating Tablet</p> <ul style="list-style-type: none"> • 1 = Back and arms (Fabric Contrast 1) C.O.M. = 4.75 yd • 2 = Seat (Fabric Contrast 2) C.O.M. = 1.5 yd <p>-----</p> <ul style="list-style-type: none"> • Optional magazine pouch (Fabric Contrast 1) C.O.M. = .5 yd 													
			A	B	C	D	E	F	G	H	I	J	K

HOW TO ORDER

Indicate the following information on order form:

- Quantity of each item.
- Model number, including options. See "How To Build a Model Number".
- Any special service required.

Note: • The indicates that a choice is required.

- The absence of the indicates that no choice is required.
- Alpha-numeric characters in place of indicate that no other alternatives are available.

HOW TO BUILD A MODEL NUMBER

- A** Select basic model.
- B** Select non-contrast or fabric contrast 1. Refer to color addendum at ki.com or KI Fabrics & Finishes binder.
- C** Select fabric contrast 2. Refer to color addendum at ki.com or KI Fabrics & Finishes binder.
- D** Select I.V. pole. (specified facing chair)
 - NS** - No pole
 - LFFIV** - Left facing front; add \$289
 - LRFIV** - Left facing rear; add \$289
 - RFFIV** - Right facing front; add \$289
 - RRFIV** - Right facing rear; add \$289

If tablet is specified, tablet, I.V. pole and/or catheter bag attachment must all be specified in unique locations.
- E** Select catheter bag attachment. (specified facing chair)

- NCA** - No catheter attachment
 - LFCA** - Left facing front; add \$46
 - LRCA** - Left facing rear; add \$46
 - RFCA** - Right facing front; add \$46
 - RRCA** - Right facing rear; add \$46
- If tablet is specified, tablet, I.V. pole and/or catheter bag attachment must all be specified in unique locations.

- F** Select magazine pouch. (specified facing chair)
 - NMR** - No magazine pouch
 - LFP** - Left side pouch (requires add'l fabric; matches arm); add \$193
 - RFP** - Right side pouch (requires add'l fabric; matches arm); add \$193

If optional I.V. pole is specified, magazine pouch cannot be specified on the same side.

- G** Select mechanism type.
 - SM** - Standard mechanism
 - TM** - Trendelenburg mechanism; add \$160

- H** Select armcap option.
 - WAC** - Wood armcaps
 - PAC** - Black poly; add \$150
 - SAC** - Solid surface armcaps; add \$670

Solid surface armcap color is always Corian™ glacier white.
- I** Select wood finish color. Pick only if product has wood armcaps. Refer to color addendum at ki.com or KI Fabrics & Finishes binder. For Kensington Maple add upcharge.
- J** Select veneer color. Refer to color addendum at ki.com or KI Fabrics & Finishes binder.
- K** Select moisture barrier.
 - MB** - Moisture barrier
 - NMB** - No moisture barrier

See pricing column for moisture barrier upcharge.



Approx. Packaged Weight	Grade C.O.M.	Grade C	Grade D	Grade E & C.O.L.	Grade F	Grade G	Grade H	Grade I	Grade J	Grade K	Grade L Leather	Grade M Leather	Moisture Barrier add to list price
114.0#	\$ 2878	\$ 2931	\$ 2944	\$ 2961	\$ 2972	\$ 2994	\$ 3017	\$ 3044	\$ 3100	\$ 3156	\$ 3211	\$ 3322	\$ 154
114.0#	2960	3013	3026	3043	3054	3076	3099	3126	3182	3238	3293	3404	154

114.0#	\$ 2878	\$ 2931	\$ 2944	\$ 2961	\$ 2972	\$ 2994	\$ 3017	\$ 3044	\$ 3100	\$ 3156	\$ 3211	\$ 3322	\$ 154
114.0#	2960	3013	3026	3043	3054	3076	3099	3126	3182	3238	3293	3404	154

INFORMATION

Kensington Maple Upcharge

Kensington Maple requires extended leadtimes.

Model	
AR	\$20
AR/LFT/LT	\$20
AR/RFT/LT	\$20
AR/LFRT/LT	\$20
AR/RFRT/LT	\$20
AR/LFT/VT	\$20
AR/RFT/VT	\$20
AR/LFRT/VT	\$20
AR/RFRT/VT	\$20

Placement Rules

-Magazine pouch cannot be on same side as I.V. pole.

-Catheter hooks cannot be on same side as I.V. pole.

C.O.M. Requirements

C.O.M. yardage requirements listed above

are based on plain goods 54" wide. If less than 54" wide or fabrics requiring matching (stripes, plaids, prints, large patterns), additional yardage will be needed. Consult C.O.M. matrix on the Ordering C.O.M. and C.O.L. page for additional yardage needed. For C.O.M. fabric sent to KI-High Point on multiple rolls, add an additional yard of fabric per roll to the yardage requirements.

C.O.L. Requirements

Figure 18 sq. ft. of leather (C.O.L.) for each yard shown (i.e., 4.75 x 18 = 85.5 sq. ft.).

Contrasting Upholstery

When contrasting fabric is chosen, price at highest in-grade.

Minimum Fabric/Leather Quantity

Minimum order for fabric is 1 yard. Minimum order for leather is 1 hide (approximately 50 sq. ft.).

Moisture Barrier

Moisture barrier is applied underneath the

fabric cover as a means of protecting the foam.

SPECIAL SERVICES

Special Carton Marking

With specially marked information N/C

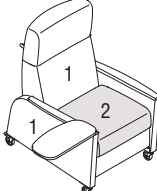
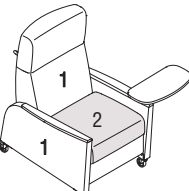
Shipping

Shipped **assembled freight prepaid f.o.b. High Point, North Carolina 27263** factory. Freight class #250.

Specifications and prices are subject to change without prior notice.

Affina®

Healthcare Seating

		MODEL NUMBER											
Features	COM	Basic Model	Non-Contrast or Fabric Contrast 1	Fabric Contrast 2	I.V. Pole	Catheter Attachment	Mag Pch.	Mech Type	Arm Cap	Wood Finish	Ven. Color	Moist. Barrier	
	Non-contrast	5.5 yd	AR/NC/LFRT/VT	<input type="checkbox"/> <input type="checkbox"/> <input type="checkbox"/>		<input type="checkbox"/> <input type="checkbox"/>	<input type="checkbox"/> <input type="checkbox"/> <input type="checkbox"/>	<input type="checkbox"/> <input type="checkbox"/>	<input type="checkbox"/> <input type="checkbox"/>	<input type="checkbox"/> <input type="checkbox"/>	<input type="checkbox"/> <input type="checkbox"/> <input type="checkbox"/>	<input type="checkbox"/> <input type="checkbox"/> <input type="checkbox"/>	
	Contrast		AR/FC/LFRT/VT	<input type="checkbox"/> <input type="checkbox"/> <input type="checkbox"/>	<input type="checkbox"/> <input type="checkbox"/> <input type="checkbox"/>	<input type="checkbox"/> <input type="checkbox"/>	<input type="checkbox"/> <input type="checkbox"/> <input type="checkbox"/>	<input type="checkbox"/> <input type="checkbox"/>	<input type="checkbox"/> <input type="checkbox"/>	<input type="checkbox"/> <input type="checkbox"/>	<input type="checkbox"/> <input type="checkbox"/> <input type="checkbox"/>	<input type="checkbox"/> <input type="checkbox"/> <input type="checkbox"/>	
<p>AFRL</p> <p>Recliner w/ Left Facing Veneer Top Articulating Tablet</p> <ul style="list-style-type: none"> • 1 = Back and arms (Fabric Contrast 1) C.O.M. = 4.75 yd • 2 = Seat (Fabric Contrast 2) C.O.M. = 1.5 yd <hr/> <ul style="list-style-type: none"> • Optional magazine pouch (Fabric Contrast 1) C.O.M. = .5 yd 													
	Non-contrast	5.5 yd	AR/NC/RFRT/VT	<input type="checkbox"/> <input type="checkbox"/> <input type="checkbox"/>		<input type="checkbox"/> <input type="checkbox"/>	<input type="checkbox"/> <input type="checkbox"/> <input type="checkbox"/>	<input type="checkbox"/> <input type="checkbox"/>	<input type="checkbox"/> <input type="checkbox"/>	<input type="checkbox"/> <input type="checkbox"/>	<input type="checkbox"/> <input type="checkbox"/> <input type="checkbox"/>	<input type="checkbox"/> <input type="checkbox"/> <input type="checkbox"/>	
	Contrast		AR/FC/RFRT/VT	<input type="checkbox"/> <input type="checkbox"/> <input type="checkbox"/>	<input type="checkbox"/> <input type="checkbox"/> <input type="checkbox"/>	<input type="checkbox"/> <input type="checkbox"/>	<input type="checkbox"/> <input type="checkbox"/> <input type="checkbox"/>	<input type="checkbox"/> <input type="checkbox"/>	<input type="checkbox"/> <input type="checkbox"/>	<input type="checkbox"/> <input type="checkbox"/>	<input type="checkbox"/> <input type="checkbox"/> <input type="checkbox"/>	<input type="checkbox"/> <input type="checkbox"/> <input type="checkbox"/>	
<p>AFRL</p> <p>Recliner w/ Right Facing Veneer Top Articulating Tablet</p> <ul style="list-style-type: none"> • 1 = Back and arms (Fabric Contrast 1) C.O.M. = 4.75 yd • 2 = Seat (Fabric Contrast 2) C.O.M. = 1.5 yd <hr/> <ul style="list-style-type: none"> • Optional magazine pouch (Fabric Contrast 1) C.O.M. = .5 yd 													
			A	B	C	D	E	F	G	H	I	J	K

HOW TO ORDER

Indicate the following information on order form:

- Quantity of each item.
- Model number, including options. See "How To Build a Model Number".
- Any special service required.

Note: • The indicates that a choice is required.

- The absence of the indicates that no choice is required.
- Alpha-numeric characters in place of indicate that no other alternatives are available.

HOW TO BUILD A MODEL NUMBER

- A** Select basic model.
- B** Select non-contrast or fabric contrast 1. Refer to color addendum at ki.com or KI Fabrics & Finishes binder.
- C** Select fabric contrast 2. Refer to color addendum at ki.com or KI Fabrics & Finishes binder.
- D** Select I.V. pole. (specified facing chair)
 - NS** - No pole
 - LFFIV** - Left facing front; add \$289
 - LRFIV** - Left facing rear; add \$289
 - RFFIV** - Right facing front; add \$289
 - RRFIV** - Right facing rear; add \$289
 If tablet is specified, tablet, I.V. pole and/or catheter bag attachment must all be specified in unique locations.
- E** Select catheter bag attachment. (specified facing chair)

- NCA** - No catheter attachment
 - LFCA** - Left facing front; add \$46
 - LRCA** - Left facing rear; add \$46
 - RFCA** - Right facing front; add \$46
 - RRCA** - Right facing rear; add \$46
- If tablet is specified, tablet, I.V. pole and/or catheter bag attachment must all be specified in unique locations.

- F** Select magazine pouch. (specified facing chair)
 - NMR** - No magazine pouch
 - LFP** - Left side pouch (requires add'l fabric; matches arm); add \$193
 - RFP** - Right side pouch (requires add'l fabric; matches arm); add \$193
 If optional I.V. pole is specified, magazine pouch cannot be specified on the same side.

- G** Select mechanism type.
 - SM** - Standard mechanism
 - TM** - Trendelenburg mechanism; add \$160

- H** Select armcap option.
 - WAC** - Wood armcaps
 - PAC** - Black poly; add \$150
 - SAC** - Solid surface armcaps; add \$670
 Solid surface armcap color is always Corian™ glacier white.
- I** Select wood finish color. Pick only if product has wood armcaps. Refer to color addendum at ki.com or KI Fabrics & Finishes binder. For Kensington Maple add upcharge.
- J** Select veneer color. Refer to color addendum at ki.com or KI Fabrics & Finishes binder.
- K** Select moisture barrier.
 - MB** - Moisture barrier
 - NMB** - No moisture barrier
 See pricing column for moisture barrier upcharge.



Approx. Packaged Weight	Grade C.O.M.	Grade C	Grade D	Grade E & C.O.L.	Grade F	Grade G	Grade H	Grade I	Grade J	Grade K	Grade L Leather	Grade M Leather	Moisture Barrier add to list price
114.0#	\$ 2878	\$ 2931	\$ 2944	\$ 2961	\$ 2972	\$ 2994	\$ 3017	\$ 3044	\$ 3100	\$ 3156	\$ 3211	\$ 3322	\$ 154
114.0#	2960	3013	3026	3043	3054	3076	3099	3126	3182	3238	3293	3404	154

114.0#	\$ 2878	\$ 2931	\$ 2944	\$ 2961	\$ 2972	\$ 2994	\$ 3017	\$ 3044	\$ 3100	\$ 3156	\$ 3211	\$ 3322	\$ 154
114.0#	2960	3013	3026	3043	3054	3076	3099	3126	3182	3238	3293	3404	154

INFORMATION

Kensington Maple Upcharge

Kensington Maple requires extended leadtimes.

Model	
AR	\$20
AR/LFT/LT	\$20
AR/RFT/LT	\$20
AR/LFRT/LT	\$20
AR/RFRT/LT	\$20
AR/LFT/VT	\$20
AR/RFT/VT	\$20
AR/LFRT/VT	\$20
AR/RFRT/VT	\$20

Placement Rules

-Magazine pouch cannot be on same side as I.V. pole.

-Catheter hooks cannot be on same side as I.V. pole.

C.O.M. Requirements

C.O.M. yardage requirements listed above

are based on plain goods 54" wide. If less than 54" wide or fabrics requiring matching (stripes, plaids, prints, large patterns), additional yardage will be needed. Consult C.O.M. matrix on the Ordering C.O.M. and C.O.L. page for additional yardage needed. For C.O.M. fabric sent to KI-High Point on multiple rolls, add an additional yard of fabric per roll to the yardage requirements.

C.O.L. Requirements

Figure 18 sq. ft. of leather (C.O.L.) for each yard shown (i.e., 4.75 x 18 = 85.5 sq. ft.).

Contrasting Upholstery

When contrasting fabric is chosen, price at highest in-grade.

Minimum Fabric/Leather Quantity

Minimum order for fabric is 1 yard. Minimum order for leather is 1 hide (approximately 50 sq. ft.).

Moisture Barrier

Moisture barrier is applied underneath the

fabric cover as a means of protecting the foam.

SPECIAL SERVICES

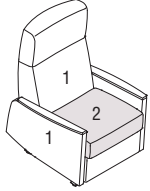
Special Carton Marking

With specially marked information N/C

Shipping

Shipped assembled freight prepaid f.o.b. High Point, North Carolina 27263 factory. Freight class #250.

Specifications and prices are subject to change without prior notice.



AFRL

MODEL

Wallsaver Recliner

- 1 = Back, arms and footrest (Fabric Contrast 1) C.O.M. = 5 yd
- 2 = Seat (Fabric Contrast 2) C.O.M. = 1.25 yd

Features

COM

Non-contrast 6 yd
Contrast

MODEL NUMBER

Non-Contrast or Fabric Contrast 1	Non-Contrast or Fabric Contrast 1	Fabric Contrast 2	Arm Cap	Wood Finish	Moist. Barrier
ARW/NC	<input type="checkbox"/> <input type="checkbox"/>		<input type="checkbox"/> <input type="checkbox"/>	<input type="checkbox"/> <input type="checkbox"/>	<input type="checkbox"/> <input type="checkbox"/> <input type="checkbox"/>
ARW/FC	<input type="checkbox"/> <input type="checkbox"/>	<input type="checkbox"/> <input type="checkbox"/>	<input type="checkbox"/> <input type="checkbox"/>	<input type="checkbox"/> <input type="checkbox"/>	<input type="checkbox"/> <input type="checkbox"/> <input type="checkbox"/>

A **B** **C** **D** **E** **F**

HOW TO ORDER

Indicate the following information on order form:

1. Quantity of each item.
2. Model number, including options. See "How To Build a Model Number".
3. Any special service required.

Note: • The indicates that a choice is required.

- The absence of the indicates that no choice is required.
- Alpha-numeric characters in place of indicate that no other alternatives are available.

HOW TO BUILD A MODEL NUMBER

A Select non-contrast or fabric contrast 1. Refer to color addendum at ki.com or KI Fabrics & Finishes binder.

B Select basic model.

C Select fabric contrast 2. Refer to color addendum at ki.com or KI Fabrics & Finishes binder.

D Select armcap option.
WAC - Wood armcaps
PAC - Black poly; add \$150
SAC - Solid surface armcaps; add \$670
 Solid surface armcap color is always Corian™ glacier white.

E Select wood finish color. Refer to color addendum at ki.com or KI Fabrics & Finishes binder. For Kensington Maple add upcharge.

F Select moisture barrier.

MB - Moisture barrier
NMB - No moisture barrier
 See pricing column for moisture barrier upcharge.



Approx. Packaged Weight	Grade C.O.M.	Grade C	Grade D	Grade E & C.O.L.	Grade F	Grade G	Grade H	Grade I	Grade J	Grade K	Grade L Leather	Grade M Leather	Moisture Barrier add to list price
115.0#	\$ 2173	\$ 2226	\$ 2240	\$ 2257	\$ 2268	\$ 2290	\$ 2312	\$ 2340	\$ 2395	\$ 2451	\$ 2507	\$ 2618	\$ 154
115.0#	2248	2301	2315	2332	2343	2365	2387	2415	2470	2526	2582	2693	154

INFORMATION

Kensington Maple Upcharge

Kensington Maple requires extended leadtimes.

Model	
AR	\$20
AR/LFT/LT	\$20
AR/RFT/LT	\$20
AR/LFRT/LT	\$20
AR/RFRT/LT	\$20
AR/LFT/VT	\$20
AR/RFT/VT	\$20
AR/LFRT/VT	\$20
AR/RFRT/VT	\$20

Placement Rules

-Magazine pouch cannot be on same side as I.V. pole.

-Catheter hooks cannot be on same side as I.V. pole.

C.O.M. Requirements

C.O.M. yardage requirements listed above

are based on plain goods 54" wide. If less than 54" wide or fabrics requiring matching (stripes, plaids, prints, large patterns), additional yardage will be needed. Consult C.O.M. matrix on the Ordering C.O.M. and C.O.L. page for additional yardage needed. For C.O.M. fabric sent to KI-High Point on multiple rolls, add an additional yard of fabric per roll to the yardage requirements.

C.O.L. Requirements

Figure 18 sq. ft. of leather (C.O.L.) for each yard shown (i.e., 4.75 x 18 = 85.5 sq. ft.).

Contrasting Upholstery

When contrasting fabric is chosen, price at highest in-grade.

Minimum Fabric/Leather Quantity

Minimum order for fabric is 1 yard. Minimum order for leather is 1 hide (approximately 50 sq. ft.).

Moisture Barrier

Moisture barrier is applied underneath the

fabric cover as a means of protecting the foam.

SPECIAL SERVICES

Special Carton Marking

With specially marked information N/C

Shipping

Shipped **assembled freight prepaid f.o.b. High Point, North Carolina 27263** factory. Freight class #250.

Specifications and prices are subject to change without prior notice.



Approx. Packaged Weight	Grade C.O.M.	Grade C	Grade D	Grade E & C.O.L.	Grade F	Grade G	Grade H	Grade I	Grade J	Grade K	Grade L Leather	Grade M Leather	Moisture Barrier add to list price
175.0#	\$ 3478	\$ 3692	\$ 3756	\$ 3827	\$ 3873	\$ 3968	\$ 4061	\$ 4177	\$ 4412	\$ 4645	\$ 4878	\$ 5347	\$ 134
175.0#	3556	3770	3834	3905	3951	4046	4139	4255	4490	4723	4956	5425	134

INFORMATION

Moisture Barrier

Moisture barrier is applied underneath the fabric cover as a means of protecting the foam.

Kensington Maple Upcharge

Kensington Maple requires extended leadtimes.

Model

Affina II Recliner \$22

C.O.M. Requirements

C.O.M. yardage requirements listed above are based on plain goods 54" wide. If less than 54" wide or fabrics requiring matching (stripes, plaids, prints, large patterns), additional yardage will be needed. Consult C.O.M. matrix on the Ordering C.O.M. and C.O.L. page for additional yardage needed. For C.O.M. fabric sent to KI-High Point on multiple rolls, add an additional yard of fabric per roll to the yardage requirements.

C.O.L. Requirements

Figure 18 sq. ft. of leather (C.O.L.) for each yard shown (i.e., 4.75 x 18 = 85.5 sq. ft.).

Contrasting Upholstery

When contrasting fabric is chosen, price at highest in-grade.

Minimum Fabric/Leather Quantity

Minimum order for fabric is 1 yard. Minimum order for leather is 1 hide (approximately 50 sq. ft.).

SPECIAL SERVICES

Special Carton Marking

With specially marked information N/C

Shipping

Shipped **assembled freight prepaid f.o.b. High Point, North Carolina 27263** factory. Freight class #250.

Specifications and prices are subject to change without prior notice.



Approx. Packaged Weight	Grade C.O.M.	Grade C	Grade D	Grade E & C.O.L.	Grade F	Grade G	Grade H	Grade I	Grade J	Grade K	Grade L Leather	Grade M Leather	Moisture Barrier add to list price
200.0#	\$ 3875	\$ 4090	\$ 4155	\$ 4226	\$ 4272	\$ 4366	\$ 4460	\$ 4576	\$ 4811	\$ 5044	\$ 5267	\$ 5745	\$ 134
200.0#	3955	4170	4236	4252	4354	4447	4540	4665	4892	5125	5358	5827	134

INFORMATION

Moisture Barrier

Moisture barrier is applied underneath the fabric cover as a means of protecting the foam.

Kensington Maple Upcharge

Kensington Maple requires extended leadtimes.

Model
Affina II Recliner \$22

C.O.M. Requirements

C.O.M. yardage requirements listed above are based on plain goods 54" wide. If less than 54" wide or fabrics requiring matching (stripes, plaids, prints, large patterns), additional yardage will be needed. Consult C.O.M. matrix on the Ordering C.O.M. and C.O.L. page for additional yardage needed. For C.O.M. fabric sent to KI-High Point on multiple rolls, add an additional yard of fabric per roll to the yardage requirements.

C.O.L. Requirements

Figure 18 sq. ft. of leather (C.O.L.) for each yard shown (i.e., 4.75 x 18 = 85.5 sq. ft.).

Contrasting Upholstery

When contrasting fabric is chosen, price at highest in-grade.

Minimum Fabric/Leather Quantity

Minimum order for fabric is 1 yard. Minimum order for leather is 1 hide (approximately 50 sq. ft).

SPECIAL SERVICES

Special Carton Marking

With specially marked information N/C

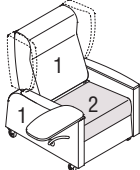
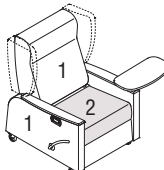
Shipping

Shipped assembled freight prepaid f.o.b. High Point, North Carolina 27263 factory. Freight class #250.

Specifications and prices are subject to change without prior notice.

Affina® 1.5

Recliner

		MODEL NUMBER										
Features	COM	Basic Model	Non-Contrast or Fabric Contrast 1	Fabric Contrast 2	I.V. Pole	Catheter Attachment	Mag Pouch	Mech Type	Arm Cap	Wing back	Wood Finish	Lam. Color
	Non-contrast	5.5 yd	ARI115/NC/LFRT/LT	<input type="checkbox"/> <input type="checkbox"/> <input type="checkbox"/>		<input type="checkbox"/>	<input type="checkbox"/> <input type="checkbox"/> <input type="checkbox"/>	<input type="checkbox"/>	<input type="checkbox"/>	<input type="checkbox"/>	<input type="checkbox"/>	<input type="checkbox"/>
	Contrast		ARI115/FC/LFRT/LT	<input type="checkbox"/> <input type="checkbox"/> <input type="checkbox"/>	<input type="checkbox"/> <input type="checkbox"/> <input type="checkbox"/>	<input type="checkbox"/>	<input type="checkbox"/> <input type="checkbox"/> <input type="checkbox"/>	<input type="checkbox"/>	<input type="checkbox"/>	<input type="checkbox"/>	<input type="checkbox"/>	<input type="checkbox"/>
<p>AFRL2</p> <p>Recliner w/ Left Facing Laminate Top Articulating Tablet</p> <ul style="list-style-type: none"> • 1 = Back, arms and footrest (Fabric Contrast 1) C.O.M. = 4.5 yd • 2 = Seat (Fabric Contrast 2) C.O.M. = 1.25 yd <hr/> <ul style="list-style-type: none"> • Optional wings (Fabric Contrast 1) C.O.M. = 1.5 yd • Optional magazine pouch (Fabric Contrast 1) C.O.M. = .5 yd 												
	Non-contrast	5.5 yd	ARI115/NC/RFRT/LT	<input type="checkbox"/> <input type="checkbox"/> <input type="checkbox"/>		<input type="checkbox"/>	<input type="checkbox"/> <input type="checkbox"/> <input type="checkbox"/>	<input type="checkbox"/>	<input type="checkbox"/>	<input type="checkbox"/>	<input type="checkbox"/>	<input type="checkbox"/>
	Contrast		ARI115/FC/RFRT/LT	<input type="checkbox"/> <input type="checkbox"/> <input type="checkbox"/>	<input type="checkbox"/> <input type="checkbox"/> <input type="checkbox"/>	<input type="checkbox"/>	<input type="checkbox"/> <input type="checkbox"/> <input type="checkbox"/>	<input type="checkbox"/>	<input type="checkbox"/>	<input type="checkbox"/>	<input type="checkbox"/>	<input type="checkbox"/>
<p>AFRL2</p> <p>Recliner w/ Right Facing Laminate Top Articulating Tablet</p> <ul style="list-style-type: none"> • 1 = Back, arms and footrest (Fabric Contrast 1) C.O.M. = 4.5 yd • 2 = Seat (Fabric Contrast 2) C.O.M. = 1.25 yd <hr/> <ul style="list-style-type: none"> • Optional wings (Fabric Contrast 1) C.O.M. = 1.5 yd • Optional magazine pouch (Fabric Contrast 1) C.O.M. = .5 yd 												
<p>A B C D E F G H I J K</p>												

HOW TO ORDER

Indicate the following information on order form:

- Quantity of each item.
- Model number, including options. See "How To Build a Model Number".
- Any special service required.

Note: • The indicates that a choice is required.

- The absence of the indicates that no choice is required.
- Alpha-numeric characters in place of indicate that no other alternatives are available.

HOW TO BUILD A MODEL NUMBER

- A** Select basic model.
- B** Select non-contrast or fabric contrast 1. Refer to color addendum at ki.com or KI Fabrics & Finishes binder.
- C** Select fabric contrast 2. Refer to color addendum at ki.com or KI Fabrics & Finishes binder.
- D** Select I.V. pole (facing).
 - NS** - No pole
 - LRFV** - Left facing rear; add \$290
 - RFV** - Right facing front; add \$290
 - RRFV** - Right facing rear; add \$290
 If optional magazine pouch is specified, only Left-facing-rear (LRFV) or No pole (NS) can be specified.
- E** Select catheter bag attachment hook (facing).
 - NCA** - No catheter attachment
 - LRCA** - Left facing rear; add \$48

- RFCA** - Right facing front; add \$48
 - RRCA** - Right facing rear
- If optional I.V. pole is specified, catheter attachment can not be specified in the same location.

- F** Select magazine pouch.
 - NMR** - No magazine pouch
 - RFP** - Right side pouch (requires add'l fabric; matches arm); add \$184
- G** Select mechanism type.
 - SM** - Standard mechanism
 - TM** - Trendelenburg mechanism; add \$312

- H** Select arm option.
 - WAC** - Wood armcaps (pair)
 - PAC** - Black poly (pair); add \$166
 - SAC** - Solid surface armcaps; add \$670
 Solid surface armcap color is always Corian™ glacier white.

- I** Select wingback.

- NWB** - No wingback
 - WWB** - With wingback (requires add'l fabric); add \$695
- Wingback fabric will match back fabric selection.

- J** Select wood finish color. Pick only if product has wood armcaps. Refer to color addendum at ki.com or KI Fabrics & Finishes binder.

- K** Select laminate color. Refer to color addendum at ki.com or KI Fabrics & Finishes binder.



Approx. Packaged Weight	Grade C.O.M.	Grade C	Grade D	Grade E & C.O.L.	Grade F	Grade G	Grade H	Grade I	Grade J	Grade K	Grade L Leather	Grade M Leather	Moisture Barrier add to list price
200.0#	\$ 3875	\$ 4090	\$ 4155	\$ 4226	\$ 4272	\$ 4366	\$ 4460	\$ 4576	\$ 4811	\$ 5044	\$ 5267	\$ 5745	\$ 134
200.0#	3955	4170	4236	4252	4354	4447	4540	4665	4892	5125	5358	5827	134

200.0#	\$ 3875	\$ 4090	\$ 4155	\$ 4226	\$ 4272	\$ 4366	\$ 4460	\$ 4576	\$ 4811	\$ 5044	\$ 5267	\$ 5745	\$ 134
200.0#	3955	4170	4236	4252	4354	4447	4540	4665	4892	5125	5358	5827	134

INFORMATION

Moisture Barrier

Moisture barrier is applied underneath the fabric cover as a means of protecting the foam.

Kensington Maple Upcharge

Kensington Maple requires extended leadtimes.

Model
Affina II Recliner \$22

C.O.M. Requirements

C.O.M. yardage requirements listed above are based on plain goods 54" wide. If less than 54" wide or fabrics requiring matching (stripes, plaids, prints, large patterns), additional yardage will be needed. Consult C.O.M. matrix on the Ordering C.O.M. and C.O.L. page for additional yardage needed. For C.O.M. fabric sent to KI-High Point on multiple rolls, add an additional yard of fabric per roll to the yardage requirements.

C.O.L. Requirements

Figure 18 sq. ft. of leather (C.O.L.) for each yard shown (i.e., 4.75 x 18 = 85.5 sq. ft.).

Contrasting Upholstery

When contrasting fabric is chosen, price at highest in-grade.

Minimum Fabric/Leather Quantity

Minimum order for fabric is 1 yard. Minimum order for leather is 1 hide (approximately 50 sq. ft.).

SPECIAL SERVICES

Special Carton Marking

With specially marked information N/C

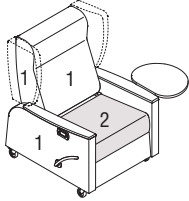
Shipping

Shipped assembled freight prepaid f.o.b. High Point, North Carolina 27263 factory. Freight class #250.

Specifications and prices are subject to change without prior notice.

Affina® 1.5 Recliner

Features	COM	MODEL NUMBER											
		Basic Model	Non-Contrast or Fabric Contrast 1	Fabric Contrast 2	I.V. Pole	Catheter Attachment	Mag Pouch	Mech Type	Arm Cap	Wing back	Wood Finish	Ven. Color	
Non-contrast	5.5 yd	ARI115/MC/RFT/VT	<input type="checkbox"/> <input type="checkbox"/> <input type="checkbox"/>			<input type="checkbox"/> <input type="checkbox"/>	<input type="checkbox"/> <input type="checkbox"/> <input type="checkbox"/>	<input type="checkbox"/> <input type="checkbox"/>	<input type="checkbox"/> <input type="checkbox"/>	<input type="checkbox"/> <input type="checkbox"/>	<input type="checkbox"/> <input type="checkbox"/>	<input type="checkbox"/> <input type="checkbox"/>	<input type="checkbox"/> <input type="checkbox"/>
Contrast		ARI115/FC/RFT/VT	<input type="checkbox"/> <input type="checkbox"/> <input type="checkbox"/>	<input type="checkbox"/> <input type="checkbox"/> <input type="checkbox"/>		<input type="checkbox"/> <input type="checkbox"/>	<input type="checkbox"/> <input type="checkbox"/> <input type="checkbox"/>	<input type="checkbox"/> <input type="checkbox"/>	<input type="checkbox"/> <input type="checkbox"/>	<input type="checkbox"/> <input type="checkbox"/>	<input type="checkbox"/> <input type="checkbox"/>	<input type="checkbox"/> <input type="checkbox"/>	<input type="checkbox"/> <input type="checkbox"/>



AFRL2

Recliner w/ Right Facing Veneer Side Articulating Tablet

- 1 = Back, arms and footrest (Fabric Contrast 1) C.O.M. = 4.5 yd
- 2 = Seat (Fabric Contrast 2) C.O.M. = 1.25 yd
-
- Optional wings (Fabric Contrast 1) C.O.M. = 1.5 yd
- Optional magazine pouch (Fabric Contrast 1) C.O.M. = .5 yd

A **B** **C** **D** **E** **F** **G** **H** **I** **J** **K**

HOW TO ORDER

Indicate the following information on order form:

1. Quantity of each item.
2. Model number, including options. See "How To Build a Model Number".
3. Any special service required.

Note: • The indicates that a choice is required.

- The absence of the indicates that no choice is required.
- Alpha-numeric characters in place of indicate that no other alternatives are available.

HOW TO BUILD A MODEL NUMBER

- A** Select basic model.
- B** Select non-contrast or fabric contrast 1. Refer to color addendum at ki.com or KI Fabrics & Finishes binder.
- C** Select fabric contrast 2. Refer to color addendum at ki.com or KI Fabrics & Finishes binder.
- D** Select I.V. pole (facing).
 - NS** - No pole
 - LRFIV** - Left facing rear; add \$290
 - RFFIV** - Right facing front; add \$290
 - RRFIV** - Right facing rear; add \$290
 If optional magazine pouch is specified, only Left-facing-rear (LRFIV) or No pole (NS) can be specified.
- E** Select catheter bag attachment hook (facing).
 - NCA** - No catheter attachment
 - LRCA** - Left facing rear

- RFCA** - Right facing front
 - RRCA** - Right facing rear
- If optional I.V. pole is specified, catheter attachment can not be specified in the same location.
- F** Select magazine pouch.
 - NMR** - No magazine pouch
 - RFP** - Right side pouch (requires add'l fabric; matches arm); add \$184
 - G** Select mechanism type.
 - SM** - Standard mechanism
 - TM** - Trendelenburg mechanism; add \$312
 - H** Select arm option.
 - WAC** - Wood armcaps (pair)
 - PAC** - Black poly (pair); add \$166
 - SAC** - Solid surface armcaps; add \$670
 Solid surface armcap color is always Corian™ glacier white.
 - I** Select wingback.

- NWB** - No wingback
 - WWB** - With wingback (requires add'l fabric); add \$695
- Wingback fabric will match back fabric selection.
- J** Select wood finish color. Pick only if product has wood armcaps. Refer to color addendum at ki.com or KI Fabrics & Finishes binder.
 - K** Select veneer color. Refer to color addendum at ki.com or KI Fabrics & Finishes binder.



Approx. Packaged Weight	Grade C.O.M.	Grade C	Grade D	Grade E & C.O.L.	Grade F	Grade G	Grade H	Grade I	Grade J	Grade K	Grade L Leather	Grade M Leather	Moisture Barrier add to list price
200.0#	\$ 3875	\$ 4090	\$ 4155	\$ 4226	\$ 4272	\$ 4366	\$ 4460	\$ 4576	\$ 4811	\$ 5044	\$ 5267	\$ 5745	\$ 134
200.0#	3955	4170	4236	4252	4354	4447	4540	4665	4892	5125	5358	5827	134

INFORMATION

Moisture Barrier

Moisture barrier is applied underneath the fabric cover as a means of protecting the foam.

Kensington Maple Upcharge

Kensington Maple requires extended leadtimes.

Model
Affina II Recliner \$22

C.O.M. Requirements

C.O.M. yardage requirements listed above are based on plain goods 54" wide. If less than 54" wide or fabrics requiring matching (stripes, plaids, prints, large patterns), additional yardage will be needed. Consult C.O.M. matrix on the Ordering C.O.M. and C.O.L. page for additional yardage needed. For C.O.M. fabric sent to KI-High Point on multiple rolls, add an additional yard of fabric per roll to the yardage requirements.

C.O.L. Requirements

Figure 18 sq. ft. of leather (C.O.L.) for each yard shown (i.e., 4.75 x 18 = 85.5 sq. ft.).

Contrasting Upholstery

When contrasting fabric is chosen, price at highest in-grade.

Minimum Fabric/Leather Quantity

Minimum order for fabric is 1 yard. Minimum order for leather is 1 hide (approximately 50 sq. ft).

SPECIAL SERVICES

Special Carton Marking

With specially marked information N/C

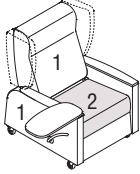
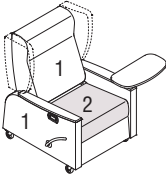
Shipping

Shipped assembled freight prepaid f.o.b. High Point, North Carolina 27263 factory. Freight class #250.

Specifications and prices are subject to change without prior notice.

Affina® 1.5

Recliner

		MODEL NUMBER											
Features	COM	Basic Model	Non-Contrast or Fabric Contrast 1	Fabric Contrast 2	I.V. Pole	Catheter Attachment	Mag Pouch	Mech Type	Arm Cap	Wing back	Wood Finish	Ven. Color	
	Non-contrast	5.5 yd	ARII15/NC/LFRT/VT	<input type="checkbox"/> <input type="checkbox"/> <input type="checkbox"/>		<input type="checkbox"/> <input type="checkbox"/>	<input type="checkbox"/> <input type="checkbox"/> <input type="checkbox"/>	<input type="checkbox"/> <input type="checkbox"/>	<input type="checkbox"/> <input type="checkbox"/>	<input type="checkbox"/> <input type="checkbox"/>	<input type="checkbox"/> <input type="checkbox"/>	<input type="checkbox"/> <input type="checkbox"/>	
	Contrast		ARII15/FC/LFRT/VT	<input type="checkbox"/> <input type="checkbox"/> <input type="checkbox"/>	<input type="checkbox"/> <input type="checkbox"/> <input type="checkbox"/>	<input type="checkbox"/> <input type="checkbox"/>	<input type="checkbox"/> <input type="checkbox"/> <input type="checkbox"/>	<input type="checkbox"/> <input type="checkbox"/>	<input type="checkbox"/> <input type="checkbox"/>	<input type="checkbox"/> <input type="checkbox"/>	<input type="checkbox"/> <input type="checkbox"/>	<input type="checkbox"/> <input type="checkbox"/>	
<p>AFRL2</p> <p>Recliner Left Facing w/ Veneer Top Articulating Tablet</p> <ul style="list-style-type: none"> • 1 = Back, arms and footrest (Fabric Contrast 1) C.O.M. = 4.5 yd • 2 = Seat (Fabric Contrast 2) C.O.M. = 1.25 yd <hr/> <ul style="list-style-type: none"> • Optional wings (Fabric Contrast 1) C.O.M. = 1.5 yd • Optional magazine pouch (Fabric Contrast 1) C.O.M. = .5 yd 													
	Non-contrast	5.5 yd	ARII15/NC/RFRT/VT	<input type="checkbox"/> <input type="checkbox"/> <input type="checkbox"/>		<input type="checkbox"/> <input type="checkbox"/>	<input type="checkbox"/> <input type="checkbox"/> <input type="checkbox"/>	<input type="checkbox"/> <input type="checkbox"/>	<input type="checkbox"/> <input type="checkbox"/>	<input type="checkbox"/> <input type="checkbox"/>	<input type="checkbox"/> <input type="checkbox"/>	<input type="checkbox"/> <input type="checkbox"/>	
	Contrast		ARII15/FC/RFRT/VT	<input type="checkbox"/> <input type="checkbox"/> <input type="checkbox"/>	<input type="checkbox"/> <input type="checkbox"/> <input type="checkbox"/>	<input type="checkbox"/> <input type="checkbox"/>	<input type="checkbox"/> <input type="checkbox"/> <input type="checkbox"/>	<input type="checkbox"/> <input type="checkbox"/>	<input type="checkbox"/> <input type="checkbox"/>	<input type="checkbox"/> <input type="checkbox"/>	<input type="checkbox"/> <input type="checkbox"/>	<input type="checkbox"/> <input type="checkbox"/>	
<p>AFRL2</p> <p>Recliner w/ Right Facing Veneer Top Articulating Tablet</p> <ul style="list-style-type: none"> • 1 = Back, arms and footrest (Fabric Contrast 1) C.O.M. = 4.5 yd • 2 = Seat (Fabric Contrast 2) C.O.M. = 1.25 yd <hr/> <ul style="list-style-type: none"> • Optional wings (Fabric Contrast 1) C.O.M. = 1.5 yd • Optional magazine pouch (Fabric Contrast 1) C.O.M. = .5 yd 													
			A	B	C	D	E	F	G	H	I	J	K

HOW TO ORDER

Indicate the following information on order form:

- Quantity of each item.
- Model number, including options. See "How To Build a Model Number".
- Any special service required.

Note: • The indicates that a choice is required.

- The absence of the indicates that no choice is required.
- Alpha-numeric characters in place of indicate that no other alternatives are available.

HOW TO BUILD A MODEL NUMBER

- A** Select basic model.
- B** Select non-contrast or fabric contrast 1. Refer to color addendum at ki.com or KI Fabrics & Finishes binder.
- C** Select fabric contrast 2. Refer to color addendum at ki.com or KI Fabrics & Finishes binder.
- D** Select I.V. pole (facing).
 - NS** - No pole
 - LRFFV** - Left facing rear; add \$290
 - RFFV** - Right facing front; add \$290
 - RRFV** - Right facing rear; add \$290
 If optional magazine pouch is specified, only Left-facing-rear (LRFV) or No pole (NS) can be specified.
- E** Select catheter bag attachment hook (facing).
 - NCA** - No catheter attachment
 - LRCA** - Left facing rear

- RFCA** - Right facing front
 - RRCA** - Right facing rear
- If optional I.V. pole is specified, catheter attachment can not be specified in the same location.
- F** Select magazine pouch.
 - NMR** - No magazine pouch
 - RFP** - Right side pouch (requires add'l fabric; matches arm); add \$184
 - G** Select mechanism type.
 - SM** - Standard mechanism
 - TM** - Trendelenburg mechanism; add \$312
 - H** Select arm option.
 - WAC** - Wood armcaps (pair)
 - PAC** - Black poly (pair); add \$166
 - SAC** - Solid surface armcaps; add \$670
 Solid surface armcap color is always Corian™ glacier white.
 - I** Select wingback.

- NWB** - No wingback
 - WWB** - With wingback (requires add'l fabric); add \$695
- Wingback fabric will match back fabric selection.
- J** Select wood finish color. Pick only if product has wood armcaps. Refer to color addendum at ki.com or KI Fabrics & Finishes binder.
 - K** Select veneer color. Refer to color addendum at ki.com or KI Fabrics & Finishes binder.



Approx. Packaged Weight	Grade C.O.M.	Grade C	Grade D	Grade E & C.O.L.	Grade F	Grade G	Grade H	Grade I	Grade J	Grade K	Grade L Leather	Grade M Leather	Moisture Barrier add to list price
200.0#	\$ 3875	\$ 4090	\$ 4155	\$ 4226	\$ 4272	\$ 4366	\$ 4460	\$ 4576	\$ 4811	\$ 5044	\$ 5267	\$ 5745	\$ 134
200.0#	3955	4170	4236	4252	4354	4447	4540	4665	4892	5125	5358	5827	134

200.0#	\$ 3875	\$ 4090	\$ 4155	\$ 4226	\$ 4272	\$ 4366	\$ 4460	\$ 4576	\$ 4811	\$ 5044	\$ 5267	\$ 5745	\$ 134
200.0#	3955	4170	4236	4252	4354	4447	4540	4665	4892	5125	5358	5827	134

INFORMATION

Moisture Barrier

Moisture barrier is applied underneath the fabric cover as a means of protecting the foam.

Kensington Maple Upcharge

Kensington Maple requires extended leadtimes.

Model
Affina II Recliner \$22

C.O.M. Requirements

C.O.M. yardage requirements listed above are based on plain goods 54" wide. If less than 54" wide or fabrics requiring matching (stripes, plaids, prints, large patterns), additional yardage will be needed. Consult C.O.M. matrix on the Ordering C.O.M. and C.O.L. page for additional yardage needed. For C.O.M. fabric sent to KI-High Point on multiple rolls, add an additional yard of fabric per roll to the yardage requirements.

C.O.L. Requirements

Figure 18 sq. ft. of leather (C.O.L.) for each yard shown (i.e., 4.75 x 18 = 85.5 sq. ft.).

Contrasting Upholstery

When contrasting fabric is chosen, price at highest in-grade.

Minimum Fabric/Leather Quantity

Minimum order for fabric is 1 yard. Minimum order for leather is 1 hide (approximately 50 sq. ft.).

SPECIAL SERVICES

Special Carton Marking

With specially marked information N/C

Shipping

Shipped assembled freight prepaid f.o.b. High Point, North Carolina 27263 factory. Freight class #250.

Specifications and prices are subject to change without prior notice.



Approx. Packaged Weight	Grade C.O.M.	Grade C	Grade D	Grade E & C.O.L.	Grade F	Grade G	Grade H	Grade I	Grade J	Grade K	Grade L Leather	Grade M Leather	Moisture Barrier add to list price
200.0#	\$ 4349	\$ 4557	\$ 4620	\$ 4689	\$ 4733	\$ 4825	\$ 4914	\$ 5029	\$ 5257	\$ 5483	\$ 5709	\$ 6163	\$ 134
200.0#	4427	4635	4698	4767	4811	4903	4992	5107	5335	5561	5787	6241	134

INFORMATION

Moisture Barrier

Moisture barrier is applied underneath the fabric cover as a means of protecting the foam.

Kensington Maple Upcharge

Kensington Maple requires extended leadtimes.

Model
Affina II Recliner \$22

C.O.M. Requirements

C.O.M. yardage requirements listed above are based on plain goods 54" wide. If less than 54" wide or fabrics requiring matching (stripes, plaids, prints, large patterns), additional yardage will be needed. Consult C.O.M. matrix on the Ordering C.O.M. and C.O.L. page for additional yardage needed. For C.O.M. fabric sent to KI-High Point on multiple rolls, add an additional yard of fabric per roll to the yardage requirements.

C.O.L. Requirements

Figure 18 sq. ft. of leather (C.O.L.) for each yard shown (i.e., 4.75 x 18 = 85.5 sq. ft.).

Contrasting Upholstery

When contrasting fabric is chosen, price at highest in-grade.

Minimum Fabric/Leather Quantity

Minimum order for fabric is 1 yard. Minimum order for leather is 1 hide (approximately 50 sq. ft).

SPECIAL SERVICES

Special Carton Marking

With specially marked information N/C

Shipping

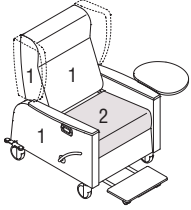
Shipped assembled freight prepaid f.o.b. High Point, North Carolina 27263 factory. Freight class #250.

Specifications and prices are subject to change without prior notice.

Affina® II

Recliner

Features	COM	MODEL NUMBER											
		Basic Model	Non-Contrast or Fabric Contrast 1	Fabric Contrast 2	I.V. Pole	Catheter Attachment	Mag Pouch	Mech Type	Arm Cap	Wing back	Wood Finish	Lam. Color	
Non-Contrast	5.5 yd	ARII/NC/RFT/LT	<input type="checkbox"/> <input type="checkbox"/> <input type="checkbox"/>			<input type="checkbox"/> <input type="checkbox"/>	<input type="checkbox"/> <input type="checkbox"/> <input type="checkbox"/>	<input type="checkbox"/> <input type="checkbox"/>	<input type="checkbox"/> <input type="checkbox"/>	<input type="checkbox"/> <input type="checkbox"/>	<input type="checkbox"/> <input type="checkbox"/>	<input type="checkbox"/> <input type="checkbox"/>	<input type="checkbox"/> <input type="checkbox"/>
Contrast		ARII/FC/RFT/LT	<input type="checkbox"/> <input type="checkbox"/> <input type="checkbox"/>	<input type="checkbox"/> <input type="checkbox"/> <input type="checkbox"/>		<input type="checkbox"/> <input type="checkbox"/>	<input type="checkbox"/> <input type="checkbox"/> <input type="checkbox"/>	<input type="checkbox"/> <input type="checkbox"/>	<input type="checkbox"/> <input type="checkbox"/>	<input type="checkbox"/> <input type="checkbox"/>	<input type="checkbox"/> <input type="checkbox"/>	<input type="checkbox"/> <input type="checkbox"/>	<input type="checkbox"/> <input type="checkbox"/>



AFRL2

Recliner w/ Right Facing Laminate Side Articulating Tablet

- 1 = Back, arms and footrest (Fabric Contrast 1) C.O.M. = 4.5 yd
- 2 = Seat (Fabric Contrast 2) C.O.M. = 1.25 yd
-
- Optional wings (Fabric Contrast 1) C.O.M. = 1.5 yd
- Optional magazine pouch (Fabric Contrast 1) C.O.M. = .5 yd

A B C D E F G H I J K

HOW TO ORDER

Indicate the following information on order form:

1. Quantity of each item.
2. Model number, including options. See "How To Build a Model Number".
3. Any special service required.

Note: • The indicates that a choice is required.

- The absence of the indicates that no choice is required.
- Alpha-numeric characters in place of indicate that no other alternatives are available.

HOW TO BUILD A MODEL NUMBER

- A** Select basic model.
- B** Select non-contrast or fabric contrast 1. Refer to color addendum at ki.com or KI Fabrics & Finishes binder.
- C** Select fabric contrast 2. Refer to color addendum at ki.com or KI Fabrics & Finishes binder.
- D** Select I.V. pole (facing).
 - NS** - No pole
 - LRFIV** - Left facing rear; add \$290
 - RFFIV** - Right facing front; add \$290
 - RRFIV** - Right facing rear; add \$290
 If optional magazine pouch is specified, only Left-facing-rear (LRFIV) or No pole (NS) can be specified.
- E** Select catheter bag attachment hook (facing).
 - NCA** - No catheter attachment
 - LRCA** - Left facing rear

- RFCA** - Right facing front
 - RRCA** - Right facing rear
- If optional I.V. pole is specified, catheter attachment can not be specified in the same location.
- F** Select magazine pouch.
 - NMR** - No magazine pouch
 - RFP** - Right side pouch (requires add'l fabric; matches arm); add \$184
 - G** Select mechanism type.
 - SM** - Standard mechanism
 - TM** - Trendelenburg mechanism; add \$312
 - H** Select arm option.
 - WAC** - Wood armcaps (pair)
 - PAC** - Black poly (pair); add \$166
 - SAC** - Solid surface armcaps; add \$670
 Solid surface armcap color is always Corian™ glacier white.
 - I** Select wingback.

- NWB** - No wingback
 - WWB** - With wingback (requires add'l fabric); add \$695
- Wingback fabric will match back fabric selection.
- J** Select wood finish color. Pick only if product has wood armcaps. Refer to color addendum at ki.com or KI Fabrics & Finishes binder.
 - K** Select laminate color. Refer to color addendum at ki.com or KI Fabrics & Finishes binder.



Approx. Packaged Weight	Grade C.O.M.	Grade C	Grade D	Grade E & C.O.L.	Grade F	Grade G	Grade H	Grade I	Grade J	Grade K	Grade L Leather	Grade M Leather	Moisture Barrier add to list price
200.0#	\$ 4735	\$ 4945	\$ 5007	\$ 5076	\$ 5120	\$ 5213	\$ 5303	\$ 5417	\$ 5643	\$ 5870	\$ 6097	\$ 6551	\$ 134
200.0#	4813	5023	5085	5154	5198	5291	5381	5495	5721	5948	6175	6629	134

INFORMATION

Moisture Barrier

Moisture barrier is applied underneath the fabric cover as a means of protecting the foam.

Kensington Maple Upcharge

Kensington Maple requires extended leadtimes.

Model
Affina II Recliner \$22

C.O.M. Requirements

C.O.M. yardage requirements listed above are based on plain goods 54" wide. If less than 54" wide or fabrics requiring matching (stripes, plaids, prints, large patterns), additional yardage will be needed. Consult C.O.M. matrix on the Ordering C.O.M. and C.O.L. page for additional yardage needed. For C.O.M. fabric sent to KI-High Point on multiple rolls, add an additional yard of fabric per roll to the yardage requirements.

C.O.L. Requirements

Figure 18 sq. ft. of leather (C.O.L.) for each yard shown (i.e., 4.75 x 18 = 85.5 sq. ft.).

Contrasting Upholstery

When contrasting fabric is chosen, price at highest in-grade.

Minimum Fabric/Leather Quantity

Minimum order for fabric is 1 yard. Minimum order for leather is 1 hide (approximately 50 sq. ft.).

SPECIAL SERVICES

Special Carton Marking

With specially marked information N/C

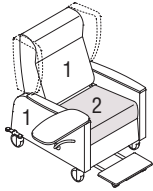
Shipping

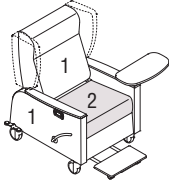
Shipped assembled freight prepaid f.o.b. High Point, North Carolina 27263 factory. Freight class #250.

Specifications and prices are subject to change without prior notice.

Affina® II

Recliner

		MODEL NUMBER											
Features	COM	Basic Model	Non-Contrast or Fabric Contrast 1	Fabric Contrast 2	I.V. Pole	Catheter Attachment	Mag Pouch	Mech Type	Arm Cap	Wing back	Wood Finish	Lam. Color	
	Non-Contrast	5.5 yd	ARII/NC/LFR/LT	<input type="checkbox"/> <input type="checkbox"/> <input type="checkbox"/>		<input type="checkbox"/> <input type="checkbox"/>	<input type="checkbox"/> <input type="checkbox"/> <input type="checkbox"/>	<input type="checkbox"/> <input type="checkbox"/> <input type="checkbox"/>	<input type="checkbox"/> <input type="checkbox"/>	<input type="checkbox"/> <input type="checkbox"/>	<input type="checkbox"/> <input type="checkbox"/>	<input type="checkbox"/> <input type="checkbox"/>	
	Contrast		ARII/FC/LFR/LT	<input type="checkbox"/> <input type="checkbox"/> <input type="checkbox"/>	<input type="checkbox"/> <input type="checkbox"/> <input type="checkbox"/>	<input type="checkbox"/> <input type="checkbox"/>	<input type="checkbox"/> <input type="checkbox"/> <input type="checkbox"/>	<input type="checkbox"/> <input type="checkbox"/> <input type="checkbox"/>	<input type="checkbox"/> <input type="checkbox"/>	<input type="checkbox"/> <input type="checkbox"/>	<input type="checkbox"/> <input type="checkbox"/>	<input type="checkbox"/> <input type="checkbox"/>	
AFRL2													
Recliner w/ Left Facing Laminate Top Articulating Tablet													
<ul style="list-style-type: none"> • 1 = Back, arms and footrest (Fabric Contrast 1) C.O.M. = 4.5 yd • 2 = Seat (Fabric Contrast 2) C.O.M. = 1.25 yd 													

<ul style="list-style-type: none"> • Optional wings (Fabric Contrast 1) C.O.M. = 1.5 yd • Optional magazine pouch (Fabric Contrast 1) C.O.M. = .5 yd 													
	Non-Contrast	5.5 yd	ARII/NC/RFRT/LT	<input type="checkbox"/> <input type="checkbox"/> <input type="checkbox"/>		<input type="checkbox"/> <input type="checkbox"/>	<input type="checkbox"/> <input type="checkbox"/> <input type="checkbox"/>	<input type="checkbox"/> <input type="checkbox"/> <input type="checkbox"/>	<input type="checkbox"/> <input type="checkbox"/>	<input type="checkbox"/> <input type="checkbox"/>	<input type="checkbox"/> <input type="checkbox"/>	<input type="checkbox"/> <input type="checkbox"/>	
	Contrast		ARII/FC/RFRT/LT	<input type="checkbox"/> <input type="checkbox"/> <input type="checkbox"/>	<input type="checkbox"/> <input type="checkbox"/> <input type="checkbox"/>	<input type="checkbox"/> <input type="checkbox"/>	<input type="checkbox"/> <input type="checkbox"/> <input type="checkbox"/>	<input type="checkbox"/> <input type="checkbox"/> <input type="checkbox"/>	<input type="checkbox"/> <input type="checkbox"/>	<input type="checkbox"/> <input type="checkbox"/>	<input type="checkbox"/> <input type="checkbox"/>	<input type="checkbox"/> <input type="checkbox"/>	
AFRL2													
Recliner w/ Right Facing Laminate Top Articulating Tablet													
<ul style="list-style-type: none"> • 1 = Back, arms and footrest (Fabric Contrast 1) C.O.M. = 4.5 yd • 2 = Seat (Fabric Contrast 2) C.O.M. = 1.25 yd 													

<ul style="list-style-type: none"> • Optional wings (Fabric Contrast 1) C.O.M. = 1.5 yd • Optional magazine pouch (Fabric Contrast 1) C.O.M. = .5 yd 													
			A	B	C	D	E	F	G	H	I	J	K

HOW TO ORDER

Indicate the following information on order form:

- Quantity of each item.
- Model number, including options. See "How To Build a Model Number".
- Any special service required.

Note: • The indicates that a choice is required.

- The absence of the indicates that no choice is required.
- Alpha-numeric characters in place of indicate that no other alternatives are available.

HOW TO BUILD A MODEL NUMBER

- A** Select basic model.
- B** Select non-contrast or fabric contrast 1. Refer to color addendum at ki.com or KI Fabrics & Finishes binder.
- C** Select fabric contrast 2. Refer to color addendum at ki.com or KI Fabrics & Finishes binder.
- D** Select I.V. pole (facing).
 - NS** - No pole
 - LRFIV** - Left facing rear; add \$290
 - RFFIV** - Right facing front; add \$290
 - RRFIV** - Right facing rear; add \$290
 If optional magazine pouch is specified, only Left-facing-rear (LRFIV) or No pole (NS) can be specified.
- E** Select catheter bag attachment hook (facing).
 - NCA** - No catheter attachment
 - LRCA** - Left facing rear; add \$48

- RFCA** - Right facing front; add \$48
 - RRCA** - Right facing rear; add \$48
- If optional I.V. pole is specified, catheter attachment can not be specified in the same location.
- F** Select magazine pouch.
 - NMR** - No magazine pouch
 - RFP** - Right side pouch (requires add'l fabric; matches arm); add \$184
 - G** Select mechanism type.
 - SM** - Standard mechanism
 - TM** - Trendelenburg mechanism; add \$312
 - H** Select arm option.
 - WAC** - Wood armcaps (pair)
 - PAC** - Black poly (pair); add \$166
 - SAC** - Solid surface armcaps; add \$670
 Solid surface armcap color is always Corian™ glacier white.
 - I** Select wingback.

- NWB** - No wingback
 - WWB** - With wingback (requires add'l fabric); add \$695
- Wingback fabric will match back fabric selection.
- J** Select wood finish color. Pick only if product has wood armcaps. Refer to color addendum at ki.com or KI Fabrics & Finishes binder.
 - K** Select laminate color. Refer to color addendum at ki.com or KI Fabrics & Finishes binder.



Approx. Packaged Weight	Grade C.O.M.	Grade C	Grade D	Grade E & C.O.L.	Grade F	Grade G	Grade H	Grade I	Grade J	Grade K	Grade L Leather	Grade M Leather	Moisture Barrier add to list price
200.0#	\$ 4735	\$ 4945	\$ 5007	\$ 5076	\$ 5120	\$ 5213	\$ 5303	\$ 5417	\$ 5643	\$ 5870	\$ 6097	\$ 6551	\$ 134
200.0#	4813	5023	5085	5154	5198	5291	5381	5495	5721	5948	6175	6629	134

200.0#	\$ 4735	\$ 4945	\$ 5007	\$ 5076	\$ 5120	\$ 5213	\$ 5303	\$ 5417	\$ 5643	\$ 5870	\$ 6097	\$ 6551	\$ 134
200.0#	4813	5023	5085	5154	5198	5291	5381	5495	5721	5948	6175	6629	134

INFORMATION

Moisture Barrier

Moisture barrier is applied underneath the fabric cover as a means of protecting the foam.

Kensington Maple Upcharge

Kensington Maple requires extended leadtimes.

Model
Affina II Recliner \$22

C.O.M. Requirements

C.O.M. yardage requirements listed above are based on plain goods 54" wide. If less than 54" wide or fabrics requiring matching (stripes, plaids, prints, large patterns), additional yardage will be needed. Consult C.O.M. matrix on the Ordering C.O.M. and C.O.L. page for additional yardage needed. For C.O.M. fabric sent to KI-High Point on multiple rolls, add an additional yard of fabric per roll to the yardage requirements.

C.O.L. Requirements

Figure 18 sq. ft. of leather (C.O.L.) for each yard shown (i.e., 4.75 x 18 = 85.5 sq. ft.).

Contrasting Upholstery

When contrasting fabric is chosen, price at highest in-grade.

Minimum Fabric/Leather Quantity

Minimum order for fabric is 1 yard. Minimum order for leather is 1 hide (approximately 50 sq. ft.).

SPECIAL SERVICES

Special Carton Marking

With specially marked information N/C

Shipping

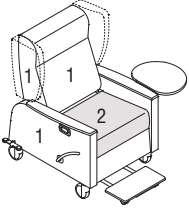
Shipped assembled freight prepaid f.o.b. High Point, North Carolina 27263 factory. Freight class #250.

Specifications and prices are subject to change without prior notice.

Affina® II

Recliner

		MODEL NUMBER										
Features	COM	Basic Model	Non-Contrast or Fabric Contrast 1	Fabric Contrast 2	I.V. Pole	Catheter Attachment	Mag Pouch	Mech Type	Arm Cap	Wing back	Wood Finish	Veneer Color
	Non-Contrast 5.5 yd	ARII/NC/RFT/VT	<input type="checkbox"/> <input type="checkbox"/> <input type="checkbox"/> <input type="checkbox"/>		<input type="checkbox"/> <input type="checkbox"/> <input type="checkbox"/>	<input type="checkbox"/> <input type="checkbox"/> <input type="checkbox"/>	<input type="checkbox"/> <input type="checkbox"/> <input type="checkbox"/>	<input type="checkbox"/> <input type="checkbox"/>	<input type="checkbox"/> <input type="checkbox"/>	<input type="checkbox"/> <input type="checkbox"/>	<input type="checkbox"/> <input type="checkbox"/>	<input type="checkbox"/> <input type="checkbox"/>
	Contrast	ARII/FC/RFT/VT	<input type="checkbox"/> <input type="checkbox"/> <input type="checkbox"/> <input type="checkbox"/>	<input type="checkbox"/> <input type="checkbox"/> <input type="checkbox"/> <input type="checkbox"/>	<input type="checkbox"/> <input type="checkbox"/> <input type="checkbox"/>	<input type="checkbox"/> <input type="checkbox"/> <input type="checkbox"/>	<input type="checkbox"/> <input type="checkbox"/> <input type="checkbox"/>	<input type="checkbox"/> <input type="checkbox"/>	<input type="checkbox"/> <input type="checkbox"/>	<input type="checkbox"/> <input type="checkbox"/>	<input type="checkbox"/> <input type="checkbox"/>	<input type="checkbox"/> <input type="checkbox"/>



AFRL2

Recliner w/ Right Facing Veneer Side Articulating Tablet

- 1 = Back, arms and footrest (Fabric Contrast 1) C.O.M. = 4.5 yd
- 2 = Seat (Fabric Contrast 2) C.O.M. = 1.25 yd
-
- Optional wings (Fabric Contrast 1) C.O.M. = 1.5 yd
- Optional magazine pouch (Fabric Contrast 1) C.O.M. = .5 yd

A B C D E F G H I J K

HOW TO ORDER

Indicate the following information on order form:

1. Quantity of each item.
2. Model number, including options. See "How To Build a Model Number".
3. Any special service required.

Note: • The indicates that a choice is required.

- The absence of the indicates that no choice is required.
- Alpha-numeric characters in place of indicate that no other alternatives are available.

HOW TO BUILD A MODEL NUMBER

- A** Select basic model.
- B** Select non-contrast or fabric contrast 1. Refer to color addendum at ki.com or KI Fabrics & Finishes binder.
- C** Select fabric contrast 2. Refer to color addendum at ki.com or KI Fabrics & Finishes binder.
- D** Select I.V. pole (facing).
 - NS** - No pole
 - LRFIV** - Left facing rear; add \$290
 - RFFIV** - Right facing front; add \$290
 - RRFIV** - Right facing rear; add \$290
 If optional magazine pouch is specified, only Left-facing-rear (LRFIV) or No pole (NS) can be specified.
- E** Select catheter bag attachment hook (facing).
 - NCA** - No catheter attachment
 - LRCA** - Left facing rear; add \$48

- RFCA** - Right facing front; add \$48
 - RRCA** - Right facing rear; add \$48
- If optional I.V. pole is specified, catheter attachment can not be specified in the same location.
- F** Select magazine pouch.
 - NMR** - No magazine pouch
 - RFP** - Right side pouch (requires add'l fabric; matches arm); add \$184
 - G** Select mechanism type.
 - SM** - Standard mechanism
 - TM** - Trendelenburg mechanism; add \$312
 - H** Select arm option.
 - WAC** - Wood armcaps (pair)
 - PAC** - Black poly (pair); add \$166
 - SAC** - Solid surface armcaps; add \$670
 Solid surface armcap color is always Corian™ glacier white.
 - I** Select wingback.

- NWB** - No wingback
 - WWB** - With wingback (requires add'l fabric); add \$695
- Wingback fabric will match back fabric selection.
- J** Select wood finish color. Pick only if product has wood armcaps. Refer to color addendum at ki.com or KI Fabrics & Finishes binder.
 - K** Select veneer color. Refer to color addendum at ki.com or KI Fabrics & Finishes binder.



Approx. Packaged Weight	Grade C.O.M.	Grade C	Grade D	Grade E & C.O.L.	Grade F	Grade G	Grade H	Grade I	Grade J	Grade K	Grade L Leather	Grade M Leather	Moisture Barrier add to list price
200.0#	\$ 4735	\$ 4945	\$ 5007	\$ 5076	\$ 5120	\$ 5213	\$ 5303	\$ 5417	\$ 5643	\$ 5870	\$ 6097	\$ 6551	\$ 134
200.0#	4813	5023	5085	5154	5198	5291	5381	5495	5721	5948	6175	6629	134

INFORMATION

Moisture Barrier

Moisture barrier is applied underneath the fabric cover as a means of protecting the foam.

Kensington Maple Upcharge

Kensington Maple requires extended leadtimes.

Model
Affina II Recliner \$22

C.O.M. Requirements

C.O.M. yardage requirements listed above are based on plain goods 54" wide. If less than 54" wide or fabrics requiring matching (stripes, plaids, prints, large patterns), additional yardage will be needed. Consult C.O.M. matrix on the Ordering C.O.M. and C.O.L. page for additional yardage needed. For C.O.M. fabric sent to KI-High Point on multiple rolls, add an additional yard of fabric per roll to the yardage requirements.

C.O.L. Requirements

Figure 18 sq. ft. of leather (C.O.L.) for each yard shown (i.e., 4.75 x 18 = 85.5 sq. ft.).

Contrasting Upholstery

When contrasting fabric is chosen, price at highest in-grade.

Minimum Fabric/Leather Quantity

Minimum order for fabric is 1 yard. Minimum order for leather is 1 hide (approximately 50 sq. ft).

SPECIAL SERVICES

Special Carton Marking

With specially marked information N/C

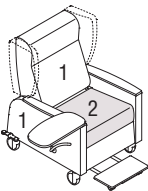
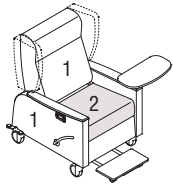
Shipping

Shipped assembled freight prepaid f.o.b. High Point, North Carolina 27263 factory. Freight class #250.

Specifications and prices are subject to change without prior notice.

Affina® II

Recliner

		MODEL NUMBER											
Features	COM	Basic Model	Non-Contrast or Fabric Contrast 1	Fabric Contrast 2	I.V. Pole	Catheter Attachment	Mag Pouch	Mech Type	Arm Cap	Wing back	Wood Finish	Veneer Color	
	Non-Contrast	5.5 yd	ARII/NC/LFRT/VT	<input type="checkbox"/> <input type="checkbox"/> <input type="checkbox"/> <input type="checkbox"/>		<input type="checkbox"/> <input type="checkbox"/> <input type="checkbox"/>	<input type="checkbox"/> <input type="checkbox"/> <input type="checkbox"/>	<input type="checkbox"/> <input type="checkbox"/>	<input type="checkbox"/> <input type="checkbox"/>	<input type="checkbox"/> <input type="checkbox"/>	<input type="checkbox"/> <input type="checkbox"/>	<input type="checkbox"/> <input type="checkbox"/>	
	Contrast		ARII/FC/LFRT/VT	<input type="checkbox"/> <input type="checkbox"/> <input type="checkbox"/> <input type="checkbox"/>	<input type="checkbox"/> <input type="checkbox"/> <input type="checkbox"/> <input type="checkbox"/>	<input type="checkbox"/> <input type="checkbox"/> <input type="checkbox"/>	<input type="checkbox"/> <input type="checkbox"/> <input type="checkbox"/>	<input type="checkbox"/> <input type="checkbox"/>	<input type="checkbox"/> <input type="checkbox"/>	<input type="checkbox"/> <input type="checkbox"/>	<input type="checkbox"/> <input type="checkbox"/>	<input type="checkbox"/> <input type="checkbox"/>	
<p>AFRL2</p> <p>Recliner w/ Left Facing Veneer Top Articulating Tablet</p> <ul style="list-style-type: none"> • 1 = Back, arms and footrest (Fabric Contrast 1) C.O.M. = 4.5 yd • 2 = Seat (Fabric Contrast 2) C.O.M. = 1.25 yd <p>-----</p> <ul style="list-style-type: none"> • Optional wings (Fabric Contrast 1) C.O.M. = 1.5 yd • Optional magazine pouch (Fabric Contrast 1) C.O.M. = .5 yd 													
	Non-Contrast	5.5 yd	ARII/NC/RFRT/VT	<input type="checkbox"/> <input type="checkbox"/> <input type="checkbox"/> <input type="checkbox"/>		<input type="checkbox"/> <input type="checkbox"/> <input type="checkbox"/>	<input type="checkbox"/> <input type="checkbox"/> <input type="checkbox"/>	<input type="checkbox"/> <input type="checkbox"/>	<input type="checkbox"/> <input type="checkbox"/>	<input type="checkbox"/> <input type="checkbox"/>	<input type="checkbox"/> <input type="checkbox"/>	<input type="checkbox"/> <input type="checkbox"/>	
	Contrast		ARII/FC/RFRT/VT	<input type="checkbox"/> <input type="checkbox"/> <input type="checkbox"/> <input type="checkbox"/>	<input type="checkbox"/> <input type="checkbox"/> <input type="checkbox"/> <input type="checkbox"/>	<input type="checkbox"/> <input type="checkbox"/> <input type="checkbox"/>	<input type="checkbox"/> <input type="checkbox"/> <input type="checkbox"/>	<input type="checkbox"/> <input type="checkbox"/>	<input type="checkbox"/> <input type="checkbox"/>	<input type="checkbox"/> <input type="checkbox"/>	<input type="checkbox"/> <input type="checkbox"/>	<input type="checkbox"/> <input type="checkbox"/>	
<p>AFRL2</p> <p>Recliner w/ Right Facing Veneer Top Articulating Tablet</p> <ul style="list-style-type: none"> • 1 = Back, arms and footrest (Fabric Contrast 1) C.O.M. = 4.5 yd • 2 = Seat (Fabric Contrast 2) C.O.M. = 1.25 yd <p>-----</p> <ul style="list-style-type: none"> • Optional wings (Fabric Contrast 1) C.O.M. = 1.5 yd • Optional magazine pouch (Fabric Contrast 1) C.O.M. = .5 yd 													
			A	B	C	D	E	F	G	H	I	J	K

HOW TO ORDER

Indicate the following information on order form:

- Quantity of each item.
- Model number, including options. See "How To Build a Model Number".
- Any special service required.

Note: • The indicates that a choice is required.

- The absence of the indicates that no choice is required.
- Alpha-numeric characters in place of indicate that no other alternatives are available.

HOW TO BUILD A MODEL NUMBER

- A** Select basic model.
- B** Select non-contrast or fabric contrast 1. Refer to color addendum at ki.com or KI Fabrics & Finishes binder.
- C** Select fabric contrast 2. Refer to color addendum at ki.com or KI Fabrics & Finishes binder.
- D** Select I.V. pole (facing).
 - NS** - No pole
 - LRFV** - Left facing rear; add \$290
 - RFV** - Right facing front; add \$290
 - RRFV** - Right facing rear; add \$290
 If optional magazine pouch is specified, only Left-facing-rear (LRFV) or No pole (NS) can be specified.
- E** Select catheter bag attachment hook (facing).
 - NCA** - No catheter attachment
 - LRCA** - Left facing rear; add \$48

RFCA - Right facing front; add \$48

RRCA - Right facing rear; add \$48
 If optional I.V. pole is specified, catheter attachment can not be specified in the same location.

F Select magazine pouch.

NMR - No magazine pouch
RFP - Right side pouch (requires add'l fabric; matches arm); add \$184

G Select mechanism type.

SM - Standard mechanism
TM - Trendelenburg mechanism; add \$312

H Select arm option.

WAC - Wood armcaps (pair)
PAC - Black poly (pair); add \$166
SAC - Solid surface armcaps; add \$670

Solid surface armcap color is always Corian™ glacier white.

I Select wingback.

NWB - No wingback

WWB - With wingback (requires add'l fabric); add \$695
 Wingback fabric will match back fabric selection.

J Select wood finish color. Pick only if product has wood armcaps. Refer to color addendum at ki.com or KI Fabrics & Finishes binder.

K Select veneer color. Refer to color addendum at ki.com or KI Fabrics & Finishes binder.



Approx. Packaged Weight	Grade C.O.M.	Grade C	Grade D	Grade E & C.O.L.	Grade F	Grade G	Grade H	Grade I	Grade J	Grade K	Grade L Leather	Grade M Leather	Moisture Barrier add to list price
200.0#	\$ 4735	\$ 4945	\$ 5007	\$ 5076	\$ 5120	\$ 5213	\$ 5303	\$ 5417	\$ 5643	\$ 5870	\$ 6097	\$ 6551	\$ 134
200.0#	4813	5023	5085	5154	5198	5291	5381	5495	5721	5948	6175	6629	134

200.0#	\$ 4735	\$ 4945	\$ 5007	\$ 5076	\$ 5120	\$ 5213	\$ 5303	\$ 5417	\$ 5643	\$ 5870	\$ 6097	\$ 6551	\$ 134
200.0#	4813	5023	5085	5154	5198	5291	5381	5495	5721	5948	6175	6629	134

INFORMATION

Moisture Barrier

Moisture barrier is applied underneath the fabric cover as a means of protecting the foam.

Kensington Maple Upcharge

Kensington Maple requires extended leadtimes.

Model
Affina II Recliner \$22

C.O.M. Requirements

C.O.M. yardage requirements listed above are based on plain goods 54" wide. If less than 54" wide or fabrics requiring matching (stripes, plaids, prints, large patterns), additional yardage will be needed. Consult C.O.M. matrix on the Ordering C.O.M. and C.O.L. page for additional yardage needed. For C.O.M. fabric sent to KI-High Point on multiple rolls, add an additional yard of fabric per roll to the yardage requirements.

C.O.L. Requirements

Figure 18 sq. ft. of leather (C.O.L.) for each yard shown (i.e., 4.75 x 18 = 85.5 sq. ft.).

Contrasting Upholstery

When contrasting fabric is chosen, price at highest in-grade.

Minimum Fabric/Leather Quantity

Minimum order for fabric is 1 yard. Minimum order for leather is 1 hide (approximately 50 sq. ft.).

SPECIAL SERVICES

Special Carton Marking

With specially marked information N/C

Shipping

Shipped assembled freight prepaid f.o.b. High Point, North Carolina 27263 factory. Freight class #250.

Specifications and prices are subject to change without prior notice.



Approx. Packaged Weight	Grade C.O.M.	Grade C	Grade D	Grade E & C.O.L.	Grade F	Grade G	Grade H	Grade I	Grade J	Grade K	Grade L Leather	Grade M Leather	Moisture Barrier add to list price
210.0#	\$ 4999	\$ 5207	\$ 5270	\$ 5339	\$ 5383	\$ 5475	\$ 5564	\$ 5679	\$ 5907	\$ 6133	\$ 6359	\$ 6813	\$ 134
210.0#	5077	5285	5348	5417	5461	5553	5642	5757	5985	6211	6437	6891	134

INFORMATION

Moisture Barrier

Moisture barrier is applied underneath the fabric cover as a means of protecting the foam.

Kensington Maple Upcharge

Kensington Maple requires extended leadtimes.

Model
Affina II Recliner \$22

C.O.M. Requirements

C.O.M. yardage requirements listed above are based on plain goods 54" wide. If less than 54" wide or fabrics requiring matching (stripes, plaids, prints, large patterns), additional yardage will be needed. Consult C.O.M. matrix on the Ordering C.O.M. and C.O.L. page for additional yardage needed. For C.O.M. fabric sent to KI-High Point on multiple rolls, add an additional yard of fabric per roll to the yardage requirements.

C.O.L. Requirements

Figure 18 sq. ft. of leather (C.O.L.) for each yard shown (i.e., 4.75 x 18 = 85.5 sq. ft.).

Contrasting Upholstery

When contrasting fabric is chosen, price at highest in-grade.

Minimum Fabric/Leather Quantity

Minimum order for fabric is 1 yard. Minimum order for leather is 1 hide (approximately 50 sq. ft.).

SPECIAL SERVICES

Special Carton Marking

With specially marked information N/C

Shipping

Shipped **assembled freight prepaid f.o.b. High Point, North Carolina 27263** factory. Freight class #250.

Specifications and prices are subject to change without prior notice.



Approx. Packaged Weight	Grade C.O.M.	Grade C	Grade D	Grade E & C.O.L.	Grade F	Grade G	Grade H	Grade I	Grade J	Grade K	Grade L Leather	Grade M Leather	Moisture Barrier add to list price
210.0#	\$ 5385	\$ 5595	\$ 5657	\$ 5726	\$ 5770	\$ 5863	\$ 5953	\$ 6067	\$ 6293	\$ 6520	\$ 6747	\$ 7201	\$ 134
210.0#	5463	5673	5735	5804	5848	5941	6031	6145	6371	6598	6825	7279	134

INFORMATION

Moisture Barrier

Moisture barrier is applied underneath the fabric cover as a means of protecting the foam.

Kensington Maple Upcharge

Kensington Maple requires extended leadtimes.

Model
Affina II Recliner \$22

C.O.M. Requirements

C.O.M. yardage requirements listed above are based on plain goods 54" wide. If less than 54" wide or fabrics requiring matching (stripes, plaids, prints, large patterns), additional yardage will be needed. Consult C.O.M. matrix on the Ordering C.O.M. and C.O.L. page for additional yardage needed. For C.O.M. fabric sent to KI-High Point on multiple rolls, add an additional yard of fabric per roll to the yardage requirements.

C.O.L. Requirements

Figure 18 sq. ft. of leather (C.O.L.) for each yard shown (i.e., 4.75 x 18 = 85.5 sq. ft.).

Contrasting Upholstery

When contrasting fabric is chosen, price at highest in-grade.

Minimum Fabric/Leather Quantity

Minimum order for fabric is 1 yard. Minimum order for leather is 1 hide (approximately 50 sq. ft.).

SPECIAL SERVICES

Special Carton Marking

With specially marked information N/C

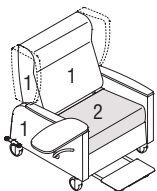
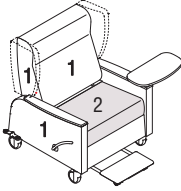
Shipping

Shipped assembled freight prepaid f.o.b. High Point, North Carolina 27263 factory. Freight class #250.

Specifications and prices are subject to change without prior notice.

Affina® II

Bariatric Recliner

		MODEL NUMBER										
Features	COM	Basic Model	Non-Contrast or Fabric Contrast 1	Fabric Contrast 2	I.V. Pole	Catheter Attachment	Mag Pouch	Arm Cap	Wing back	Wood Finish	Lam. Color	
	Non-contrast	6.5 yd	ARIIBAR/NC/LFRT/LT	<input type="checkbox"/> <input type="checkbox"/> <input type="checkbox"/> <input type="checkbox"/>		<input type="checkbox"/> <input type="checkbox"/>	<input type="checkbox"/> <input type="checkbox"/> <input type="checkbox"/>	<input type="checkbox"/> <input type="checkbox"/>	<input type="checkbox"/> <input type="checkbox"/>	<input type="checkbox"/> <input type="checkbox"/>	<input type="checkbox"/> <input type="checkbox"/>	
	Contrast		ARIIBAR/FC/LFRT/LT	<input type="checkbox"/> <input type="checkbox"/> <input type="checkbox"/> <input type="checkbox"/>	<input type="checkbox"/> <input type="checkbox"/> <input type="checkbox"/> <input type="checkbox"/>	<input type="checkbox"/> <input type="checkbox"/>	<input type="checkbox"/> <input type="checkbox"/> <input type="checkbox"/>	<input type="checkbox"/> <input type="checkbox"/>	<input type="checkbox"/> <input type="checkbox"/>	<input type="checkbox"/> <input type="checkbox"/>	<input type="checkbox"/> <input type="checkbox"/>	
<p>AFRL2</p> <p>Recliner w/ Left Facing Laminate Top Articulating Tablet</p> <ul style="list-style-type: none"> • 1 = Back, arms and footrest (Fabric Contrast 1) C.O.M. = 5.5 yd • 2 = Seat (Fabric Contrast 2) C.O.M. = 1.25 yd <hr/> <ul style="list-style-type: none"> • Optional wings (Fabric Contrast 1) C.O.M. = 1.5 yd • Optional magazine pouch (Fabric Contrast 1) C.O.M. = .5 yd 												
	Non-contrast	6.5 yd	ARIIBAR/NC/RFRT/LT	<input type="checkbox"/> <input type="checkbox"/> <input type="checkbox"/> <input type="checkbox"/>		<input type="checkbox"/> <input type="checkbox"/>	<input type="checkbox"/> <input type="checkbox"/> <input type="checkbox"/>	<input type="checkbox"/> <input type="checkbox"/>	<input type="checkbox"/> <input type="checkbox"/>	<input type="checkbox"/> <input type="checkbox"/>	<input type="checkbox"/> <input type="checkbox"/>	
	Contrast		ARIIBAR/FC/RFRT/LT	<input type="checkbox"/> <input type="checkbox"/> <input type="checkbox"/> <input type="checkbox"/>	<input type="checkbox"/> <input type="checkbox"/> <input type="checkbox"/> <input type="checkbox"/>	<input type="checkbox"/> <input type="checkbox"/>	<input type="checkbox"/> <input type="checkbox"/> <input type="checkbox"/>	<input type="checkbox"/> <input type="checkbox"/>	<input type="checkbox"/> <input type="checkbox"/>	<input type="checkbox"/> <input type="checkbox"/>	<input type="checkbox"/> <input type="checkbox"/>	
<p>AFRL2</p> <p>Recliner w/ Right Facing Laminate Top Articulating Tablet</p> <ul style="list-style-type: none"> • 1 = Back, arms and footrest (Fabric Contrast 1) C.O.M. = 5.5 yd • 2 = Seat (Fabric Contrast 2) C.O.M. = 1.25 yd <hr/> <ul style="list-style-type: none"> • Optional wings (Fabric Contrast 1) C.O.M. = 1.5 yd • Optional magazine pouch (Fabric Contrast 1) C.O.M. = .5 yd 												
			A	B	C	D	E	F	G	H	I	J

HOW TO ORDER

Indicate the following information on order form:

- Quantity of each item.
- Model number, including options. See "How To Build a Model Number".
- Any special service required.

Note: • The indicates that a choice is required.

- The absence of the indicates that no choice is required.
- Alpha-numeric characters in place of indicate that no other alternatives are available.

HOW TO BUILD A MODEL NUMBER

- A** Select basic model.
- B** Select non-contrast or fabric contrast 1. Refer to color addendum at ki.com or KI Fabrics & Finishes binder.
- C** Select fabric contrast 2. Refer to color addendum at ki.com or KI Fabrics & Finishes binder.
- D** Select I.V. pole (facing).
 - NS** - No pole
 - LRFIV** - Left facing rear; add \$290
 - RRFIV** - Right facing front; add \$290
 - RRFV** - Right facing rear; add \$290
 If optional magazine pouch is specified, only Left-facing-rear (LRFIV) or No pole (NS) can be specified.
- E** Select catheter bag attachment hook (facing).
 - NCA** - No catheter attachment
 - LRCA** - Left facing rear; add \$48

RFCA - Right facing front; add \$48

RRCA - Right facing rear; add \$48
If optional I.V. pole is specified, catheter attachment can not be specified in the same location.

F Select magazine pouch.

NMR - No magazine pouch
RFP - Right side pouch (requires add'l fabric; matches arm); add \$184

G Select arm option.

WAC - Wood armcaps (pair)
PAC - Black poly (pair); add \$166
SAC - Solid surface armcaps; add \$670
Solid surface armcap color is always Corian™ glacier white.

H Select wingback.

NWB - No wingback
WWB - With wingback (requires add'l fabric); add \$695
Wingback fabric will match back fabric selection.

I Select wood finish color.

Pick only if product has wood armcaps. Refer to color addendum at ki.com or KI Fabrics & Finishes binder.

J Select laminate color.

Refer to color addendum at ki.com or KI Fabrics & Finishes binder.



Approx. Packaged Weight	Grade C.O.M.	Grade C	Grade D	Grade E & C.O.L.	Grade F	Grade G	Grade H	Grade I	Grade J	Grade K	Grade L Leather	Grade M Leather	Moisture Barrier add to list price
210.0#	\$ 5385	\$ 5595	\$ 5657	\$ 5726	\$ 5770	\$ 5863	\$ 5953	\$ 6067	\$ 6293	\$ 6520	\$ 6747	\$ 7201	\$ 134
210.0#	5463	5673	5735	5804	5848	5941	6031	6145	6371	6598	6825	7279	134

210.0#	\$ 5385	\$ 5595	\$ 5657	\$ 5726	\$ 5770	\$ 5863	\$ 5953	\$ 6067	\$ 6293	\$ 6520	\$ 6747	\$ 7201	\$ 134
210.0#	5463	5673	5735	5804	5848	5941	6031	6145	6371	6598	6825	7279	134

INFORMATION

Moisture Barrier

Moisture barrier is applied underneath the fabric cover as a means of protecting the foam.

Kensington Maple Upcharge

Kensington Maple requires extended leadtimes.

Model
Affina II Recliner \$22

C.O.M. Requirements

C.O.M. yardage requirements listed above are based on plain goods 54" wide. If less than 54" wide or fabrics requiring matching (stripes, plaids, prints, large patterns), additional yardage will be needed. Consult C.O.M. matrix on the Ordering C.O.M. and C.O.L. page for additional yardage needed. For C.O.M. fabric sent to KI-High Point on multiple rolls, add an additional yard of fabric per roll to the yardage requirements.

C.O.L. Requirements

Figure 18 sq. ft. of leather (C.O.L.) for each yard shown (i.e., 4.75 x 18 = 85.5 sq. ft.).

Contrasting Upholstery

When contrasting fabric is chosen, price at highest in-grade.

Minimum Fabric/Leather Quantity

Minimum order for fabric is 1 yard. Minimum order for leather is 1 hide (approximately 50 sq. ft.).

SPECIAL SERVICES

Special Carton Marking

With specially marked information N/C

Shipping

Shipped assembled freight prepaid f.o.b. High Point, North Carolina 27263 factory. Freight class #250.

Specifications and prices are subject to change without prior notice.



Approx. Packaged Weight	Grade C.O.M.	Grade C	Grade D	Grade E & C.O.L.	Grade F	Grade G	Grade H	Grade I	Grade J	Grade K	Grade L Leather	Grade M Leather	Moisture Barrier add to list price
210.0#	\$ 5385	\$ 5595	\$ 5657	\$ 5726	\$ 5770	\$ 5863	\$ 5953	\$ 6067	\$ 6293	\$ 6520	\$ 6747	\$ 7201	\$ 134
210.0#	5463	5673	5735	5804	5848	5941	6031	6145	6371	6598	6825	7279	134

INFORMATION

Moisture Barrier

Moisture barrier is applied underneath the fabric cover as a means of protecting the foam.

Kensington Maple Upcharge

Kensington Maple requires extended leadtimes.

Model
Affina II Recliner \$22

C.O.M. Requirements

C.O.M. yardage requirements listed above are based on plain goods 54" wide. If less than 54" wide or fabrics requiring matching (stripes, plaids, prints, large patterns), additional yardage will be needed. Consult C.O.M. matrix on the Ordering C.O.M. and C.O.L. page for additional yardage needed. For C.O.M. fabric sent to KI-High Point on multiple rolls, add an additional yard of fabric per roll to the yardage requirements.

C.O.L. Requirements

Figure 18 sq. ft. of leather (C.O.L.) for each yard shown (i.e., 4.75 x 18 = 85.5 sq. ft.).

Contrasting Upholstery

When contrasting fabric is chosen, price at highest in-grade.

Minimum Fabric/Leather Quantity

Minimum order for fabric is 1 yard. Minimum order for leather is 1 hide (approximately 50 sq. ft).

SPECIAL SERVICES

Special Carton Marking

With specially marked information N/C

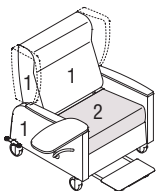
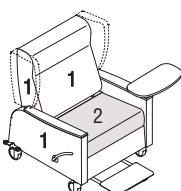
Shipping

Shipped assembled freight prepaid f.o.b. High Point, North Carolina 27263 factory. Freight class #250.

Specifications and prices are subject to change without prior notice.

Affina® II

Bariatric Recliner

		MODEL NUMBER										
Features	COM	Basic Model	Non-Contrast or Fabric Contrast 1	Fabric Contrast 2	I.V. Pole	Catheter Attachment	Mag Pch.	Arm Cap	Wing back	Wood Finish	Ven. Color	
	Non-contrast	6.5 yd	ARIIBAR/NC/LFRT/VT	<input type="checkbox"/> <input type="checkbox"/> <input type="checkbox"/> <input type="checkbox"/>		<input type="checkbox"/> <input type="checkbox"/>	<input type="checkbox"/> <input type="checkbox"/> <input type="checkbox"/>	<input type="checkbox"/> <input type="checkbox"/>	<input type="checkbox"/> <input type="checkbox"/>	<input type="checkbox"/> <input type="checkbox"/>	<input type="checkbox"/> <input type="checkbox"/>	
	Contrast		ARIIBAR/FC/LFRT/VT	<input type="checkbox"/> <input type="checkbox"/> <input type="checkbox"/> <input type="checkbox"/>	<input type="checkbox"/> <input type="checkbox"/> <input type="checkbox"/>	<input type="checkbox"/> <input type="checkbox"/>	<input type="checkbox"/> <input type="checkbox"/> <input type="checkbox"/>	<input type="checkbox"/> <input type="checkbox"/>	<input type="checkbox"/> <input type="checkbox"/>	<input type="checkbox"/> <input type="checkbox"/>	<input type="checkbox"/> <input type="checkbox"/>	
<p>AFRL2</p> <p>Recliner w/ Left Facing Veneer Top Articulating Tablet</p> <ul style="list-style-type: none"> • 1 = Back, arms and footrest (Fabric Contrast 1) C.O.M. = 5.5 yd • 2 = Seat (Fabric Contrast 2) C.O.M. = 1.25 yd <hr/> <ul style="list-style-type: none"> • Optional wings (Fabric Contrast 1) C.O.M. = 1.5 yd • Optional magazine pouch (Fabric Contrast 1) C.O.M. = .5 yd 												
	Non-contrast	6.5 yd	ARIIBAR/NC/RFRT/VT	<input type="checkbox"/> <input type="checkbox"/> <input type="checkbox"/> <input type="checkbox"/>		<input type="checkbox"/> <input type="checkbox"/>	<input type="checkbox"/> <input type="checkbox"/> <input type="checkbox"/>	<input type="checkbox"/> <input type="checkbox"/>	<input type="checkbox"/> <input type="checkbox"/>	<input type="checkbox"/> <input type="checkbox"/>	<input type="checkbox"/> <input type="checkbox"/>	
	Contrast		ARIIBAR/FC/RFRT/VT	<input type="checkbox"/> <input type="checkbox"/> <input type="checkbox"/> <input type="checkbox"/>	<input type="checkbox"/> <input type="checkbox"/> <input type="checkbox"/>	<input type="checkbox"/> <input type="checkbox"/>	<input type="checkbox"/> <input type="checkbox"/> <input type="checkbox"/>	<input type="checkbox"/> <input type="checkbox"/>	<input type="checkbox"/> <input type="checkbox"/>	<input type="checkbox"/> <input type="checkbox"/>	<input type="checkbox"/> <input type="checkbox"/>	
<p>AFRL2</p> <p>Recliner w/ Right Facing Veneer Top Articulating Tablet</p> <ul style="list-style-type: none"> • 1 = Back, arms and footrest (Fabric Contrast 1) C.O.M. = 5.5 yd • 2 = Seat (Fabric Contrast 2) C.O.M. = 1.25 yd <hr/> <ul style="list-style-type: none"> • Optional wings (Fabric Contrast 1) C.O.M. = 1.5 yd • Optional magazine pouch (Fabric Contrast 1) C.O.M. = .5 yd 												
			A	B	C	D	E	F	G	H	I	J

HOW TO ORDER

Indicate the following information on order form:

- Quantity of each item.
- Model number, including options. See "How To Build a Model Number".
- Any special service required.

Note: • The indicates that a choice is required.

- The absence of the indicates that no choice is required.
- Alpha-numeric characters in place of indicate that no other alternatives are available.

HOW TO BUILD A MODEL NUMBER

- A** Select basic model.
- B** Select non-contrast or fabric contrast 1. Refer to color addendum at ki.com or KI Fabrics & Finishes binder.
- C** Select fabric contrast 2. Refer to color addendum at ki.com or KI Fabrics & Finishes binder.
- D** Select I.V. pole (facing).
 - NS** - No pole
 - LRFIV** - Left facing rear; add \$290
 - RFFIV** - Right facing front; add \$290
 - RRFIV** - Right facing rear; add \$290
 If optional magazine pouch is specified, only Left-facing-rear (LRFIV) or No pole (NS) can be specified.
- E** Select catheter bag attachment hook (facing).
 - NCA** - No catheter attachment
 - LRCA** - Left facing rear; add \$48

- RFCA** - Right facing front; add \$48
 - RRCA** - Right facing rear; add \$48
- If optional I.V. pole is specified, catheter attachment can not be specified in the same location.

- F** Select magazine pouch.
 - NMR** - No magazine pouch
 - RFP** - Right side pouch (requires add'l fabric; matches arm); add \$184

- G** Select arm option.
 - WAC** - Wood armcaps (pair)
 - PAC** - Black poly (pair); add \$166
 - SAC** - Solid surface armcaps; add \$670
 Solid surface armcap color is always Corian™ glacier white.

- H** Select wingback.
 - NWB** - No wingback
 - WWB** - With wingback (requires add'l fabric); add \$695
 Wingback fabric will match back fabric selection.

- I** Select wood finish color. Pick only if product has wood armcaps. Refer to color addendum at ki.com or KI Fabrics & Finishes binder.
- J** Select veneer color. Refer to color addendum at ki.com or KI Fabrics & Finishes binder.



Approx. Packaged Weight	Grade C.O.M.	Grade C	Grade D	Grade E & C.O.L.	Grade F	Grade G	Grade H	Grade I	Grade J	Grade K	Grade L Leather	Grade M Leather	Moisture Barrier add to list price
210.0#	\$ 5385	\$ 5595	\$ 5657	\$ 5726	\$ 5770	\$ 5863	\$ 5953	\$ 6067	\$ 6293	\$ 6520	\$ 6747	\$ 7201	\$ 134
210.0#	5463	5673	5735	5804	5848	5941	6031	6145	6371	6598	6825	7279	134

210.0#	\$ 5385	\$ 5595	\$ 5657	\$ 5726	\$ 5770	\$ 5863	\$ 5953	\$ 6067	\$ 6293	\$ 6520	\$ 6747	\$ 7201	\$ 134
210.0#	5463	5673	5735	5804	5848	5941	6031	6145	6371	6598	6825	7279	134

INFORMATION

Moisture Barrier

Moisture barrier is applied underneath the fabric cover as a means of protecting the foam.

Kensington Maple Upcharge

Kensington Maple requires extended leadtimes.

Model
Affina II Recliner \$22

C.O.M. Requirements

C.O.M. yardage requirements listed above are based on plain goods 54" wide. If less than 54" wide or fabrics requiring matching (stripes, plaids, prints, large patterns), additional yardage will be needed. Consult C.O.M. matrix on the Ordering C.O.M. and C.O.L. page for additional yardage needed. For C.O.M. fabric sent to KI-High Point on multiple rolls, add an additional yard of fabric per roll to the yardage requirements.

C.O.L. Requirements

Figure 18 sq. ft. of leather (C.O.L.) for each yard shown (i.e., 4.75 x 18 = 85.5 sq. ft.).

Contrasting Upholstery

When contrasting fabric is chosen, price at highest in-grade.

Minimum Fabric/Leather Quantity

Minimum order for fabric is 1 yard. Minimum order for leather is 1 hide (approximately 50 sq. ft.).

SPECIAL SERVICES

Special Carton Marking

With specially marked information N/C

Shipping

Shipped **assembled freight prepaid f.o.b. High Point, North Carolina 27263** factory. Freight class #250.

Specifications and prices are subject to change without prior notice.



KI
1330 Bellevue Street
P.O. Box 8100
Green Bay, Wisconsin 54308-8100
1-800-424-2432
www.ki.com

KI and Furnishing Knowledge
are registered trademarks
of Krueger International, Inc.

© 2013 KI
All Rights Reserved.
Litho in USA.
Code KI-11591/KI/PDF/213