

Backbone™ Media Platform Price List ■

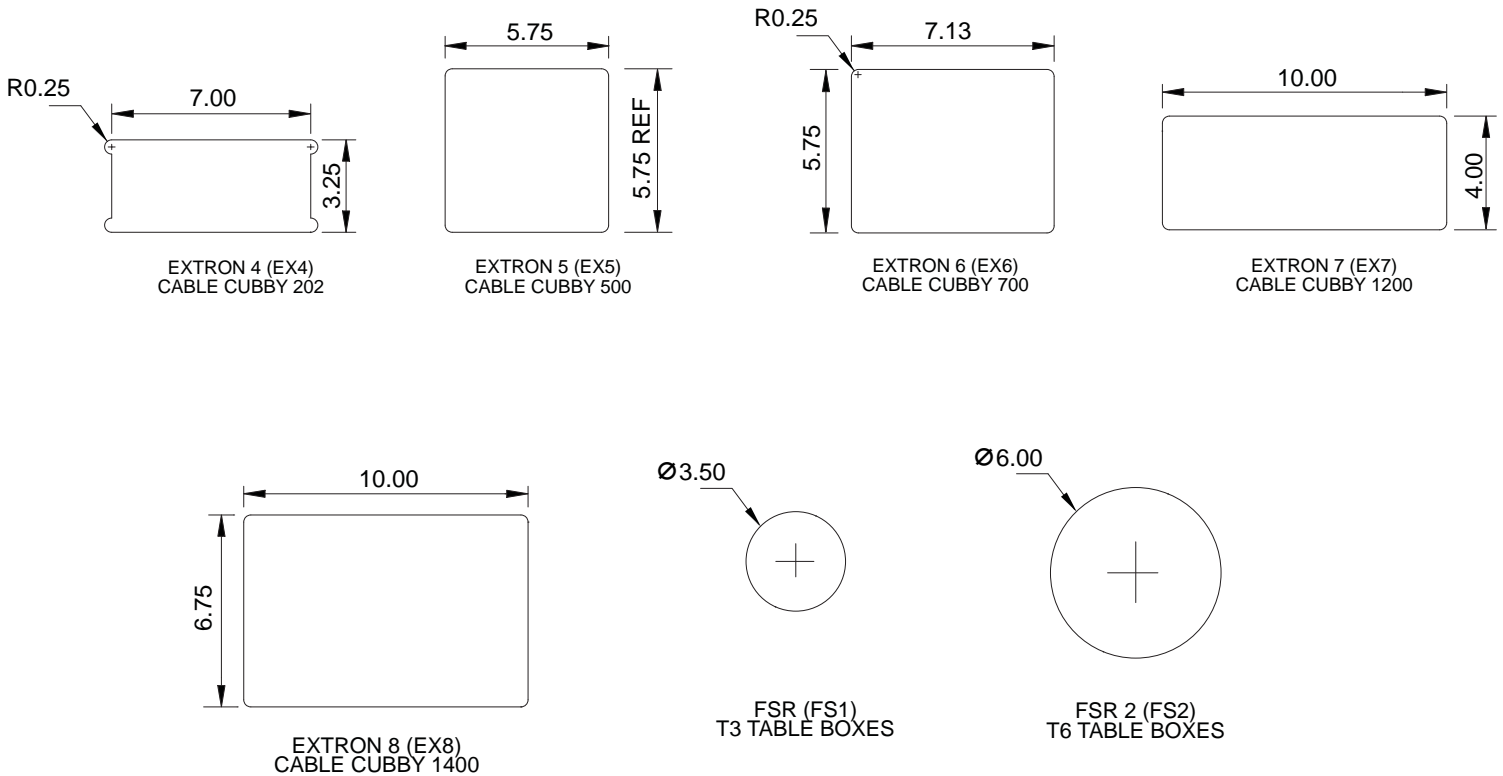
March 28, 2012

Updated January 2, 2017

800-424-2432



## Cutout Details



### Enclosure

Enclosure shall consist of 3/4" thick 45# particle board with exposed surfaces finished with a minimum of .030" thick high pressure laminate. Access to internal wiring shall be provided by a lockable removable door with minimum dimensions measuring 10" tall by 48" long. Ventilation is provided through openings on each end measuring a minimum 8" x 15" and covered with powder coated perforated steel panels.

The Stationary units will be supported by two 11-gauge formed and welded steel supports containing leveling glides. These powder coated supports are bolted to the lower support cross members. This unit will be topped by a 1-1/8" thick 45# particle board top.

The Mobile units will be supported by four 2.44" diameter casters and contain rare earth ganging magnets on two sides. These unit will be topped with a 3/4" thick 45# particle board top. Mobile tables are available with three different base styles, (Enlite, Synthesis & Trek). Table tops are

either 3/4" or 1-1/8" thick 45# particle board topped with a minimum .030" HPL and backed with .020" HPL backer. All Mobile Tables will have (8) rare earth magnets to provide ganging options. Tables gang to the enclosure and each other in three different configurations.

All tops will be finished with a minimum .030" thick high pressure laminate and banded with 2mm polypropylene edge material and routed for the quantity and size of the chosen switching hardware.

### Monitor Support

Monitor support shall consist of 3/4" thick 45# particle board with exposed surfaces finished with a minimum of .030" thick high pressure laminate. Units have T-nuts to attach to both Stationary and Mobile units with (6) bolts. For use with Backbone® tables only.

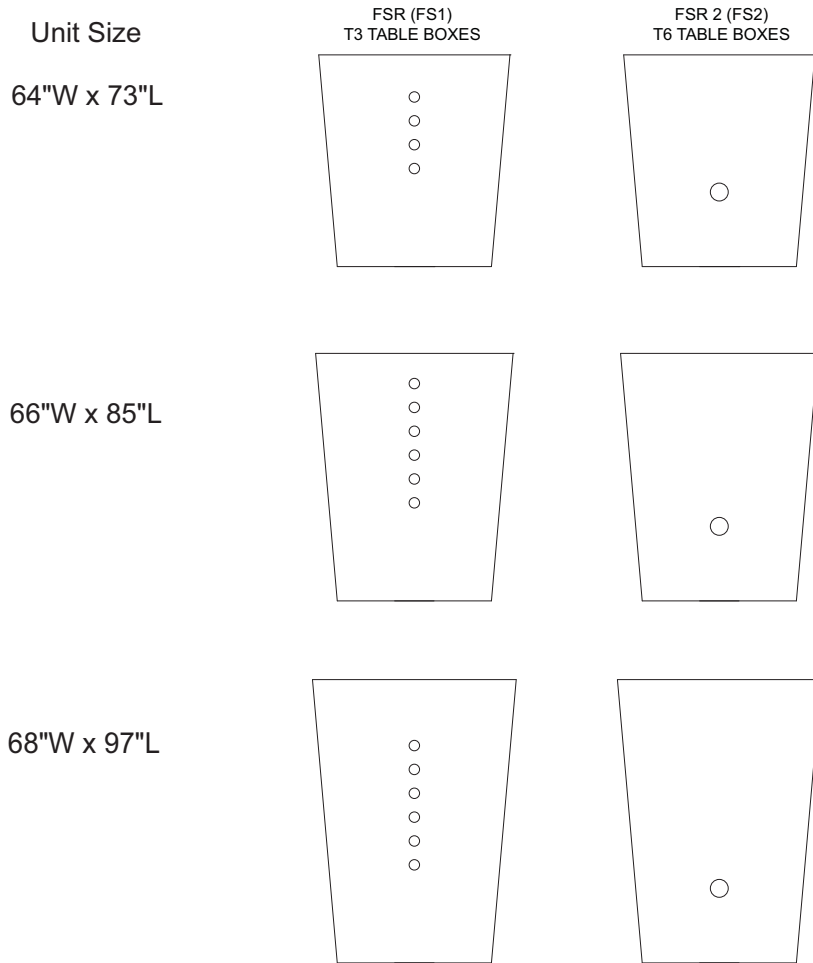
### Cutout Patterns for Mobile Units

Size	EXTRON (EX4)	EXTRON (EX5)	EXTRON (EX6)	EXTRON (EX7)	EXTRON (EX8)	FSR (FS1)	FSR (FS2)
23"W x 52"L							
25"W x 64"L							
27"W x 76"L							

Cutout Patterns for Stationary Units (Page 1 of 2)

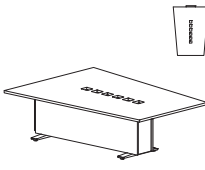
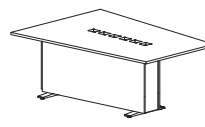
Unit Size	EXTRON 4 (EX4) CABLE CUBBY 202	EXTRON 5 (EX5) CABLE CUBBY 500	EXTRON 6 (EX6) CABLE CUBBY 700	EXTRON 7 (EX7) CABLE CUBBY 1200	EXTRON 8 (EX8) CABLE CUBBY 1400
64"W x 73"L					
66"W x 85"L					
68"W x 97"L					

Cutout Patterns for Stationary Units (Page 2 of 2)



# Backbone®

## Stationary Unit

	MODEL	OVERALL SIZE	MODEL NUMBER							
			Basic Model	Edge Style	Edge Color	Surface Finish	Base Laminate	Foot End Panel Color	Media Cutout	
 BBNS	<b>Backbone® - Stationary Unit</b> <ul style="list-style-type: none"> <li>All laminate table and base</li> <li>Media sharing equipment must be purchased separately</li> <li>Reference diagram for Extron and FSR grommet locations</li> <li>End panel color is also used for the base feet</li> <li>Support legs match WorkUp® table</li> <li>29" high surface</li> </ul>	64"W x 73"L x 29"H	BBNST73	<input type="checkbox"/>	<input type="checkbox"/>	<input type="checkbox"/>	<input type="checkbox"/>	<input type="checkbox"/>	<input type="checkbox"/>	
		66"W x 85"L x 29"H	BBNST85	<input type="checkbox"/>	<input type="checkbox"/>	<input type="checkbox"/>	<input type="checkbox"/>	<input type="checkbox"/>	<input type="checkbox"/>	
		68"W x 97"L x 29"H	BBNST97	<input type="checkbox"/>	<input type="checkbox"/>	<input type="checkbox"/>	<input type="checkbox"/>	<input type="checkbox"/>	<input type="checkbox"/>	
 BBNS	<b>Backbone® - Stationary Unit - Cafe Height</b> <ul style="list-style-type: none"> <li>All laminate table and base</li> <li>Media sharing equipment must be purchased separately</li> <li>Reference diagram for Extron and FSR grommet locations</li> <li>End panel color is also used for the base feet</li> <li>Support legs match WorkUp® table</li> <li>42" high surface</li> </ul>	64"W x 73"L x 42"H	BBNSTC73	<input type="checkbox"/>	<input type="checkbox"/>	<input type="checkbox"/>	<input type="checkbox"/>	<input type="checkbox"/>	<input type="checkbox"/>	
		66"W x 85"L x 42"H	BBNSTC85	<input type="checkbox"/>	<input type="checkbox"/>	<input type="checkbox"/>	<input type="checkbox"/>	<input type="checkbox"/>	<input type="checkbox"/>	
		68"W x 97"L x 42"H	BBNSTC97	<input type="checkbox"/>	<input type="checkbox"/>	<input type="checkbox"/>	<input type="checkbox"/>	<input type="checkbox"/>	<input type="checkbox"/>	
HRDPT	<b>Backbone - Master Key for Lock Core</b>		31.13.0445							
	<ul style="list-style-type: none"> <li>Allows access to all Backbone® panels with a single key</li> </ul>									
				<b>A</b>	<b>B</b>	<b>C</b>	<b>D</b>	<b>E</b>	<b>F</b>	<b>G</b>

### HOW TO ORDER

Indicate the following information on order form:

- Quantity of each item.
- Model number, including options. See "How To Build a Model Number".
- Any special service required.

Note:

- The  indicates that a choice is required.
- The absence of the  indicates that no choice is required.
- Alpha-numeric characters in place of  indicate that no other alternatives are available.

### HOW TO BUILD A MODEL NUMBER

- A** Select basic model.
- B** Select edge style.
- |            |              |
|------------|--------------|
| <b>74P</b> | - 74P edge   |
| <b>KN</b>  | - Knife edge |
- C** Select edge color.  
Refer to color addendum at ki.com or KI Fabrics & Finishes binder.  
Edge color offerings are based on edge style selections.
- D** Select top laminate.  
Refer to color addendum at ki.com or KI Fabrics & Finishes binder.
- E** Select base laminate.  
Refer to color addendum at ki.com or KI Fabrics & Finishes binder.
- F** Select foot/end panel finish.  
Refer to color addendum at ki.com or KI Fabrics & Finishes binder.

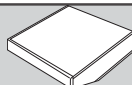
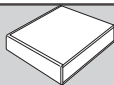
### **G** Select media cutout.

<b>NCO</b>	- No cut-out
<b>EX4</b>	- Extron 4
<b>EX5</b>	- Extron 5
<b>EX6</b>	- Extron 6
<b>EX7</b>	- Extron 7
<b>EX8</b>	- Extron 8
<b>FS1</b>	- FSR (T3)
<b>FS2</b>	- FSR (T6)

### INFORMATION

#### Grommet Cutouts by Table Size

Base Length	Number of Grommet Cutouts
48"	4
60"	6
72"	6



Approx. Packaged Weight	Delivered Pricing	74P Edge (74P)	Knife Edge (KN)
236.0#	\$ 5909	\$ 5676	\$ 5909
279.0#	5832	5832	6066
325.0#	6703	6450	6703

236.0#	\$ 6719	\$ 6719	\$ 6953
279.0#	6907	6907	7141
325.0#	7591	7591	7843

1.0#	\$ 5	N/A	N/A
------	------	-----	-----

**SPECIAL SERVICES**

**Special Carton Marking**

With specially marked information N/C

**Shipping**


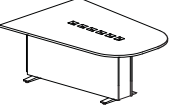
Shipped **k.d. freight prepaid f.o.b. Bonduel, Wisconsin 54107** factory. Freight class #85.

Specifications and prices are subject to change without prior notice.



# Backbone®

Stationary Unit with Radius Corners

	MODEL	OVERALL SIZE	MODEL NUMBER							
			Basic Model	Edge Style	Edge Color	Surface Finish	Base Laminate	Foot End Panel Color	Media Cutout	
 BBNS	<b>Backbone® - Stationary Unit with Radius Corners</b> • All laminate table and base • Media sharing equipment must be purchased separately • Reference diagram for Extron and FSR grommet locations • End panel color is also used for the base feet • Support legs match WorkUp® table • 29" high surface	64"W x 73"L x 29"H	BBNSTR73	<input type="checkbox"/>	<input type="checkbox"/>	<input type="checkbox"/>	<input type="checkbox"/>	<input type="checkbox"/>	<input type="checkbox"/>	
		66"W x 85"L x 29"H	BBNSTR85	<input type="checkbox"/>	<input type="checkbox"/>	<input type="checkbox"/>	<input type="checkbox"/>	<input type="checkbox"/>	<input type="checkbox"/>	
		68"W x 97"L x 29"H	BBNSTR97	<input type="checkbox"/>	<input type="checkbox"/>	<input type="checkbox"/>	<input type="checkbox"/>	<input type="checkbox"/>	<input type="checkbox"/>	
 BBNS	<b>Backbone® - Stationary Unit with Radius Corners - Cafe Height</b> • All laminate table and base • Media sharing equipment must be purchased separately • Reference diagram for Extron and FSR grommet locations • End panel color is also used for the base feet • Support legs match WorkUp® table • 42" high surface	64"W x 73"L x 42"H	BBNSTRC73	<input type="checkbox"/>	<input type="checkbox"/>	<input type="checkbox"/>	<input type="checkbox"/>	<input type="checkbox"/>	<input type="checkbox"/>	
		66"W x 85"L x 42"H	BBNSTRC85	<input type="checkbox"/>	<input type="checkbox"/>	<input type="checkbox"/>	<input type="checkbox"/>	<input type="checkbox"/>	<input type="checkbox"/>	
		68"W x 97"L x 42"H	BBNSTRC97	<input type="checkbox"/>	<input type="checkbox"/>	<input type="checkbox"/>	<input type="checkbox"/>	<input type="checkbox"/>	<input type="checkbox"/>	
HRDPT	<b>Backbone - Master Key for Lock Core</b>		31.13.0445							
	• Allows access to all Backbone® panels with a single key									
				<b>A</b>	<b>B</b>	<b>C</b>	<b>D</b>	<b>E</b>	<b>F</b>	<b>G</b>

## HOW TO ORDER

Indicate the following information on order form:

- Quantity of each item.
- Model number, including options. See "How To Build a Model Number".
- Any special service required.

Note:

- The  indicates that a choice is required.
- The absence of the  indicates that no choice is required.
- Alpha-numeric characters in place of  indicate that no other alternatives are available.

## HOW TO BUILD A MODEL NUMBER

- A** Select basic model.
- B** Select edge style.
- |            |              |
|------------|--------------|
| <b>74P</b> | - 74P edge   |
| <b>KN</b>  | - Knife edge |
- C** Select edge color.  
Refer to color addendum at ki.com or KI Fabrics & Finishes binder.  
Edge color offerings are based on edge style selections.
- D** Select top laminate.  
Refer to color addendum at ki.com or KI Fabrics & Finishes binder.
- E** Select base laminate.  
Refer to color addendum at ki.com or KI Fabrics & Finishes binder.
- F** Select foot/end panel finish.  
Refer to color addendum at ki.com or KI Fabrics & Finishes binder.

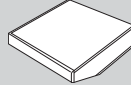
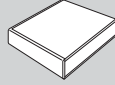
## **G** Select media cutout.

<b>NCO</b>	- No cut-out
<b>EX4</b>	- Extron 4
<b>EX5</b>	- Extron 5
<b>EX6</b>	- Extron 6
<b>EX7</b>	- Extron 7
<b>EX8</b>	- Extron 8
<b>FS1</b>	- FSR (T3)
<b>FS2</b>	- FSR (T6)

## INFORMATION

### Grommet Cutouts by Table Size

Base Length	Number of Grommet Cutouts
48"	4
60"	6
72"	6



Approx. Packaged Weight	Delivered Pricing	74P Edge (74P)	Knife Edge (KN)
236.0#	\$ 5676	\$ 5676	\$ 5909
279.0#	5832	5832	6066
325.0#	6450	6450	6703

236.0#	\$ 6719	\$ 6719	\$ 6953
279.0#	6907	6907	7141
325.0#	7591	7591	7843

1.0#	\$ 5	N/A	N/A
------	------	-----	-----

**SPECIAL SERVICES**

**Special Carton Marking**

With specially marked information N/C

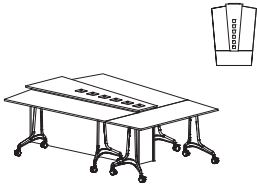
**Shipping**

Shipped **k.d. freight prepaid f.o.b. Bonduel, Wisconsin 54107** factory. Freight class #85.

Specifications and prices are subject to change without prior notice.

# Backbone®

Mobile Unit

	OVERALL SIZE	MODEL NUMBER									
		Basic Model	Edge Style	Leg Option	Edge Color	Surface Finish	End Panel Table Leg Color	Dock Top Edge Color	Dock Top Laminate	Dock Base Laminate	Media Cutout
	68"W x 76"L x 29"H	BBNMT76	74P	<input type="checkbox"/> <input type="checkbox"/> <input type="checkbox"/>	<input type="checkbox"/> <input type="checkbox"/> <input type="checkbox"/>	<input type="checkbox"/> <input type="checkbox"/> <input type="checkbox"/>	<input type="checkbox"/>	<input type="checkbox"/> <input type="checkbox"/> <input type="checkbox"/> <input type="checkbox"/>	<input type="checkbox"/> <input type="checkbox"/> <input type="checkbox"/> <input type="checkbox"/>	<input type="checkbox"/> <input type="checkbox"/> <input type="checkbox"/> <input type="checkbox"/>	<input type="checkbox"/> <input type="checkbox"/> <input type="checkbox"/>
	70"W x 88"L x 29"H	BBNMT88	74P	<input type="checkbox"/> <input type="checkbox"/> <input type="checkbox"/>	<input type="checkbox"/> <input type="checkbox"/> <input type="checkbox"/>	<input type="checkbox"/> <input type="checkbox"/> <input type="checkbox"/>	<input type="checkbox"/>	<input type="checkbox"/> <input type="checkbox"/> <input type="checkbox"/> <input type="checkbox"/>	<input type="checkbox"/> <input type="checkbox"/> <input type="checkbox"/> <input type="checkbox"/>	<input type="checkbox"/> <input type="checkbox"/> <input type="checkbox"/> <input type="checkbox"/>	<input type="checkbox"/> <input type="checkbox"/> <input type="checkbox"/>
	72"W x 100"L x 29"H	BBNMT100	74P	<input type="checkbox"/> <input type="checkbox"/> <input type="checkbox"/>	<input type="checkbox"/> <input type="checkbox"/> <input type="checkbox"/>	<input type="checkbox"/> <input type="checkbox"/> <input type="checkbox"/>	<input type="checkbox"/>	<input type="checkbox"/> <input type="checkbox"/> <input type="checkbox"/> <input type="checkbox"/>	<input type="checkbox"/> <input type="checkbox"/> <input type="checkbox"/> <input type="checkbox"/>	<input type="checkbox"/> <input type="checkbox"/> <input type="checkbox"/> <input type="checkbox"/>	<input type="checkbox"/> <input type="checkbox"/> <input type="checkbox"/>
BBNM											
<b>Backbone® - Mobile Unit</b> <ul style="list-style-type: none"> <li>Includes three tables to dock against the center spine with magnets</li> <li>BBNMT76 has two 48" and one 60" table</li> <li>BBNMT88 has three 60" tables</li> <li>BBNMT100 has two 72" and one 60" table</li> <li>Media sharing equipment must be purchased separately</li> <li>Reference cutout diagram for Extron and FSR grommet locations</li> <li>Tables gang to dock</li> <li>Perforated end panel will match table base color</li> <li>Center unit has hidden caster for added mobility</li> <li>Shown with the Enlite® base</li> <li>Tables have a 5% angle on the short ends</li> <li>Enlite® and Trek® casters come standard - 2 locking and 2 non-locking per table</li> <li>Synthesis® comes standard with embedded casters on one end of each table</li> </ul>											
HRDPT		31.13.0445									
<b>Backbone - Master Key for Lock Core</b> <ul style="list-style-type: none"> <li>Allows access to all Backbone® panels with a single key</li> </ul>											

## HOW TO ORDER

Indicate the following information on order form:

- Quantity of each item.
- Model number, including options. See "How To Build a Model Number".
- Any special service required.

Note: • The  indicates that a choice is required.

- The absence of the  indicates that no choice is required.
- Alpha-numeric characters in place of  indicate that no other alternatives are available.

## HOW TO BUILD A MODEL NUMBER

- A** Select basic model.
- B** Select edge style.  
74P - 74P edge
- C** Select table style.  
ENL - Enlite style legs  
TRK - Trek style legs  
SYN - Synthesis style legs
- D** Select edge color.  
Refer to color addendum at ki.com or KI Fabrics & Finishes binder.  
Edge color offerings are based on edge style selections.
- E** Select top laminate.  
Refer to color addendum at ki.com or KI Fabrics & Finishes binder.
- F** Select table leg/end panel finish.  
Refer to color addendum at ki.com or KI Fabrics & Finishes binder.
- G** Select dock edge color.  
Refer to color addendum at ki.com or KI Fabrics & Finishes binder.
- H** Select dock top laminate.  
Refer to color addendum at ki.com or KI Fabrics & Finishes binder.
- I** Select dock base laminate.  
Refer to color addendum at ki.com or KI Fabrics & Finishes binder.
- J** Select media cutout.  
NCO - No cut-out  
EX4 - Extron 4  
EX5 - Extron 5  
EX6 - Extron 6  
EX7 - Extron 7  
EX8 - Extron 8  
FS1 - FSR (T3)  
FS2 - FSR (T6)

## INFORMATION

### Grommet Cutouts by Table Size

Base Length	Number of Grommet Cutouts
48"	4
60"	6
72"	6



Approx. Packaged Weight	Delivered Pricing	Enlite Table Bases	Trek Table Bases	Synthesis Table Bases
353.0#	N/A	\$ 7648	\$ 7752	\$ 7987
400.0#	N/A	8067	8171	8406
451.0#	N/A	8818	8922	9157

1.0# \$ 5

**SPECIAL SERVICES**

**Special Carton Marking**

With specially marked information N/C

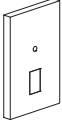
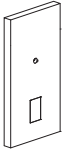
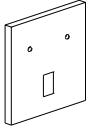
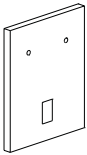
**Shipping**

Shipped **k.d. freight prepaid f.o.b. Bonduel, Wisconsin 54107** factory. Freight class #85.

Specifications and prices are subject to change without prior notice.

# Backbone®

## Monitor Support

	MODEL	OVERALL SIZE	MODEL NUMBER		Approx. Packaged Weight
			Basic Model	Laminate Color	
 HRDPT	<b>Backbone® - Monitor Support</b> <ul style="list-style-type: none"> <li>For use with Backbone® tables only</li> <li>All laminate construction</li> <li>Must attach to either Mobile or Stationary unit</li> <li>Black grommet cover included</li> <li>Must be ordered separately</li> </ul>	38"W x 59"H x 5"D	BBNMS	<input type="checkbox"/> <input type="checkbox"/>	100.0#
 HRDPT	<b>Backbone® - Monitor Support - Cafe Height</b> <ul style="list-style-type: none"> <li>For use with Backbone® tables only</li> <li>All laminate construction</li> <li>Must attach to either Mobile or Stationary unit</li> <li>Black grommet cover included</li> <li>Must be ordered separately</li> </ul>	38"W x 72"H x 5"D	BBNMSC	<input type="checkbox"/> <input type="checkbox"/>	100.0#
 HRDPT	<b>Backbone® - Monitor Support-Dual Width</b> <ul style="list-style-type: none"> <li>For use with Backbone® tables only</li> <li>All laminate construction</li> <li>Must attach to either Mobile or Stationary unit</li> <li>Black grommet cover included</li> <li>Must be ordered separately</li> </ul>	60"W x 59"H x 5"D	BBNMD	<input type="checkbox"/> <input type="checkbox"/>	100.0#
 HRDPT	<b>Backbone® - Monitor Support-Cafe Height-Dual Width</b> <ul style="list-style-type: none"> <li>For use with Backbone® tables only</li> <li>All laminate construction</li> <li>Must attach to either Mobile or Stationary unit</li> <li>Black grommet cover included</li> <li>Must be ordered separately</li> </ul>	60"W x 72"H x 5"D	BBNMDC	<input type="checkbox"/> <input type="checkbox"/>	100.0#

A

B

### HOW TO ORDER

Indicate the following information on order form:

- Quantity of each item.
- Model number, including options. See "How To Build a Model Number".
- Any special service required.

Note: • The  indicates that a choice is required.

- The absence of the  indicates that no choice is required.
- Alpha-numeric characters in place of  indicate that no other alternatives are available.

### HOW TO BUILD A MODEL NUMBER

- A** Select basic model.
- B** Select laminate color.  
Refer to color addendum at [ki.com](http://ki.com) or KI Fabrics & Finishes binder.



Delivered  
Pricing  
\$ 2059

\$ 2231

\$ 2281

\$ 3076

**SPECIAL SERVICES**

**Special Carton Marking**

With specially marked information N/C

**Shipping**

Shipped **k.d. freight prepaid f.o.b. Bonduel, Wisconsin 54107** factory. Freight class #85.

Specifications and prices are subject to change without prior notice.



KI  
1330 Bellevue Street  
P.O. Box 8100  
Green Bay, Wisconsin 54308-8100  
1-800-424-2432  
[www.ki.com](http://www.ki.com)

KI and Furnishing Knowledge  
are registered trademarks  
of Krueger International, Inc.

© 2012 KI  
All Rights Reserved.  
Litho in USA.  
Code KI-11586/KI/PDF/312