

Blu Sky™ Collection Price List ■

November 13, 2013

Updated January 12, 2017

800-424-2432



Contents

Refer to KI Terms & Conditions document or visit ki.com.

Ordering C.O.M., C.O.L., and C.O.V. High Point		2
	Shipping Location	4
Bench Seating	Kurv™ Benches	8
Kurv™	Benches	10
Folding Chairs	Novite™	26
Stack Seating	Plaza™ Chair	32
Guest Seating	Berlage™ Chair	36
	Bronto™ Chair	40
	Itoki DP™ Chair	44
	Itoki DD™ Table	46
	Jubi™ Chair	50
	Mondial™ Chair	54
Lounge Seating	200 Series™ Boss Design®	58
	200 Series™ Tables Boss Design®	62
	400 Series™ Boss Design®	64
	600 Series™ Boss Design®	66
	6100 Series™ Boss Design®	66
	6200 Series™ Boss Design®	66
	20 Series™ Table Boss Design®	72
	Jovi™	74
Task Seating	Exude™ Chair	78

Ordering C.O.M., C.O.L., and C.O.V.

High Point

Customer's Own Material ■

Specifications Form

January 2017

All fabrics, including COM, COL, KOM and in grades will be applied at the factory's discretion. If a pattern or stripe is to be applied in a certain direction, the customer MUST specify this in writing on the P.O. and attach a sample of the fabric with it running in the application direction to the P.O. Specifying fabric direction may increase the amount of COM or KOM yardage required. Check with KI Customer Service to see if an increase in yardage is necessary BEFORE specifying, ordering and sending COM and COL to the factory or having KOM quoted.

ALL C.O.M AND C.O.L SHIPMENTS
MUST BE PREPAID TO: KI
217 Feld Avenue
High Point, NC 27263

COM and COL must be identified as follows:

1. Name and address
2. Your purchase order number
3. Our style number to which fabric is to be applied
4. Supplier name and fabric name, number, and color

COLLECT SHIPMENTS WILL BE REFUSED.

SHIPMENT SCHEDULE WILL BE GIVEN WHEN ALL FABRIC IS RECEIVED FOR ENTIRE ORDER

YARDAGE REQUIREMENTS LISTED IN PRICE LIST ARE BASED ON PLAIN GOODS 54" WIDE. Fabrics less than 54" wide, or those requiring matching (stripes, plaids, prints, large patterns) will require additional yardage based on the fabric used and the item ordered. CONSULT MATRIX BELOW FOR ADDITIONAL YARDAGE NEEDED.

C.O.M. INCREASE MATRIX (The yardage matrix is also applicable to any reservations of KI Ingrade, Pallas, or KOM upholsteries).

This table is a general guide.

FABRIC WIDTH	PLAIN FABRIC	UNDER 7" REPEAT	8"-13" REPEAT	14"-21" REPEAT	22"-27" REPEAT	28"-33" REPEAT	34"-40" REPEAT	41"-48" REPEAT
54"	0	20%	25%	30%	45%	55%	70%	80%
51"-53"	15%	25%	30%	35%	50%	60%	80%	90%
48"-50"	20%	30%	35%	40%	55%	65%	85%	95%
45"-47"	30%	45%	50%	55%	60%	80%	90%	100%
36"-44"	50%	65%	70%	75%	80%	100%	110%	120%

FABRIC WITH DOUBLE REPEAT: IF USING A FABRIC WITH A DOUBLE REPEAT, PLEASE FOLLOW THIS FORMULA: TAKE THE TOTAL AMOUNT OF THE LARGER AND HALF OF THE SMALLER REPEAT; ADD TOGETHER TO FIND THE CORRECT OVERALL REPEAT. EXAMPLE: 10" VERTICAL WITH 14" HORIZONTAL WOULD BE $14+5=19$.

IF FABRIC COMES IN ON MULTIPLE ROLLS, ONE ADDITIONAL YARD PER ROLL NEEDS TO BE ADDED TO THE YARDAGE REQUIREMENT.

SPECIAL NOTE: WE CAN ASSUME NO RESPONSIBILITY FOR THE DURABILITY OR TAILORING QUALITY OF CUSTOMER FURNISHED COVERINGS (C.O.M.) OR KOM. KOM: is fabric that KI will purchase for you at jobber's price (net) plus a nominal charge for handling, shipping, and managing.





Customer's Own Material ■

Specifications Form

January 2017

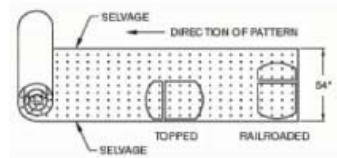
ADDITIONAL NOTES:

- Orders cannot go into production without the information listed at right.
- Attach memo sample to this approval sheet.
- If your order has been placed, list PO# _____
- The cost of the COM sample will be paid by the client.
- Even after preliminary approval, KI reserves the right to reject COM/COL if necessary when the quality is not satisfactory for the product to be upholstered. KI assumes no responsibility for its overall appearance, flammability, durability, color fastness or any other quality after upholstered on a KI product.

ALL COM MUST BE APPROVED.

Photocopy this form and submit with COM fabric for approval:

(This fabric approval is for the purpose of advising how to apply your COM fabric, verify yardage required, and suitability.)



YOUR COMPANY NAME _____

PHONE _____ FAX _____

Material Supplier _____

Material Name _____ Number _____

Material Color _____ Width _____

Vertical Repeat _____ Horizontal Repeat _____

Fiber Content _____

Direction Stripe/Pattern to be applied _____

COM TO BE USED ON THE FOLLOWING:

QTY	PRODUCT NAME/NUMBER
_____	_____
_____	_____
_____	_____
_____	_____
_____	_____



Ordering C.O.M., C.O.L., and C.O.V.

Shipping Location

C.O.M. SHIPPING LOCATION

Architectural Walls

Genius Walls MN

Casegoods

Dante Benches AG
Darwin Tackboards MN
Aristotle Tackboards MN

Classroom Furniture

360° Classroom Furniture BW
Intellect Wave Chairs GB
Dorsal 1090 Chairs GB
Learn2 GB

Desking

700 Series Desking KP
Balance Overheads MN
Genesis Desking MN
True Desking KP
Universal Overheads MN
WorkZone Desking MN

Files & Storage

700 Series Pedestal Cushion GB
U-Series Pedestal Cushion GB

Fixed Seating

Concerto Auditorium Seating BW
Single Pedestal Seating GB
Jury Base Seating GB
Lancaster Auditorium Seating BW
Sequence Seating GB
University Seating GB

Panel Systems

All Terrain KP
Balance Overheads MN
System 3000 MN
Universal Overheads MN

Wireworks MN
Unite MN

Residence Hall Furniture

RoomScape Furniture MN

Screens

True/Volition KP
Genesis KP

Seating

100 Series Folding Chairs BW
300 Series Folding Chairs BW
600 Series Stools BW
700 Series Folding Chairs BW
1000 Series GB
Aerdyn Guest Seating HN
Affina Collection HN
Arisa Lounge HN
Altus Task Chairs TM
Apply Stack Chairs GB
Auditorium Folding Chairs BW
Avail Task Chairs OM
Bantam Guest Seating HN
Boss Design Chairs HN
Cinturon Lounge & Professional Seating .. HN
Cody Lounge Seating HN
Connection Zone Privacy Booths HN
Doni Collection GB
Dorsal Stack & Tandem Seating GB
Engage Task Chairs & Stools GB
Front Row Seats (Silk Screening) BW
GateOne Public Seating BW
Grazie Seating GB
Hub Modular Lounge Seating HN
Impress Task Chairs OM
Impress Ultra Task Chairs OM
Jessa Lounge Seating HN
Jubi Guest Chair GB

Kismet Task/Guest Chairs & Stools OM
Kurv Benches HN
LaResta Day Beds HN
Maestro Stack Chairs GB
Matrix Stack Chairs GB
Medical & Laboratory Stools OM
Mesa Lounge & Task Seating HN
MyWay Seating HN
Neena Benches HN
Opt4 GB
Perry Stack Chairs GB
Perth Multiple & Healthcare Seating HN
Perth II Healthcare Seating HN
Pilot Task Chairs OM
Piretti Stack Chairs GB
Promenade Seating System BW
Rapture Stack Chairs & Stools GB
Relax Lounge Seating HN
Rose Healthcare BW
Sela Lounge Seating HN
Sift Task Chairs TM
Silhouette Stack Chairs & Stools BW
Soltice Metal Collection HN
Soltice Multiple, Healthcare & Guest HN
Soltice II Healthcare Seating HN
Strive Multiple, Stack & Task GB
Sway BW
Tea Cup Lounge Seating HN
Torsion-on-the-Go! Nesting Chairs GB
Torsion Air Stack and Task Seating GB
Torsion Stack and Task Seating GB
Versa Stack Chairs & Stools GB



KI Manufacturing Sites - Customer's Own Material Shipment Manufacturing Site Addresses

AG

Contact KI at
1-800-424-2432

GB

KI Green Bay
Attn: COM Storage
1687 Westminster Drive - Gate 3
Green Bay, WI 54302

HN

KI-HN
Attn: COM Storage
217 Feld Avenue
High Point, NC 27263

KP

KI Pembroke
Attn: COM Storage
1000 Olympic Dr.
Pembroke, Ontario K8A6X7

MN

KI Manitowoc
Attn: COM Storage
1400 S. 41st St.
Manitowoc, WI 54220

BW

KI Bonduel
Attn: COM Storage
204 West South St.
Bonduel, WI 54107

KI Crossroads

Attn: Brianne Linn
280 North Road
Clinton County
Industrial Park
McElhattan, PA 17748

OM

KI-Impress
Attn: COM Storage
1110 S. Mildred Ave.
Ontario, CA 91761

TM

KI Tupelo
2112 South Green St.
Tupelo, MS 38804




Ordering C.O.M., C.O.L., and C.O.V.
Shipping Location



Bench Seating

Kurv™ General Information



Features						
Glides	•	•	•	•	•	•
Metal Elements	•	•	•	•	•	•
Upholstery	•	•	•	•	•	•
Dimensions						
Seat width	29"			48", 60" or 78"	48", 60" or 78"	60"
Seat depth	21"			22"	20"	22"
Seat height	17"			17"	17"	17"
Overall width	29"	29"	48", 60" or 78"	48", 60" or 78"	48", 60" or 78"	78"
Overall depth	29"	29"	24" or 29"	29"	29"	29"
Overall height	33"	17"	17"	33"	34"	17"

UPHOLSTERY INFORMATION

C.O.M. Fabric

For C.O.M. fabric sent to KI-High Point on multiple rolls, add an additional yard of fabric per roll to the yardage requirements. Multiple rolls have shorter pieces of fabric on them and do not allow nesting and stacking of the fabric to achieve the best yield as is done with one large roll. This results in yardage shortages and requests for additional fabric from the client, which can hold up the order. For each roll that is sent, one yard needs to be added and needs to be added to one of the rolls, not separately.

Fabric Disclaimer

Fabric will be applied as swatched by the fabric manufacturer. Fabric that is required to be applied differently than is swatched will need a Special Cost Request written specifying the direction the fabric is to be applied. The posted standard lead time will apply to the Special Cost Request.

FINISH INFORMATION

SPECIAL FINISH MATCHES

KI can match special finish requests at an upcharge of \$68 List per item, up to 12 or a maximum charge of \$818 List per order per color. Special finish requests must be sent to your KI customer service representative.

Upon receipt from KI, the finishing department will prepare a "strike-off" which will be sent to the customer for approval.

The approval form accompanying the strike-off should be faxed to your KI customer service representative. Upon receipt of the signed approval form, KI will proceed with the order. Disapproved samples may be sent back to KI directly with an explanation of disapproval. A Special Finish Number (SFN) will be assigned to this finish sample for future reference or reorders.



Wood Back Bench with Glass or Wood Table (29\"/>

Upholstered Back Bench with Glass or Wood Table (29\"/>



Backless Tufted Seat (24\"/>



Wood Back Tufted Bench (29\"/>

Backless Tufted Bench with Glass or Wood Table (29\"/>



Wood Back Tufted Bench with Glass or Wood Table (29\"/>

Features						
Glides	•	•	•	•	•	•
Metal Elements	•	•	•	•	•	•
Upholstery	•	•	•	•	•	•
Dimensions						
Seat width	60"	60"	48", 60" or 78"	48", 60" or 78"	60"	60"
Seat depth	22"	22"		22"	22"	22"
Seat height	17"	17"		17"	17"	17"
Overall width	78"	78"	48", 60" or 78"	48", 60" or 78"	78"	78"
Overall depth	29"	29"	24" or 29"	29"	29"	29"
Overall height	33"	34"	17"	33"	17"	33"




INFORMATION

Warranty

Refer to KI Terms & Conditions document or visit ki.com

Bench Seating

Kurv™ Benches

	MODEL	Features	COM	MODEL NUMBER							
				Basic Model	Non-Contrast or Fabric Contrast 1	Fabric Contrast 2	Wood Finish	Leg/Back Support Finish	Ganging Option	Fire Code	
	29" Depth Chair	<ul style="list-style-type: none"> • 1 = Back (Fabric Contrast 1) C.O.M. = 1 yd • 2 = Seat (Fabric Contrast 2) C.O.M. = 1.5 yd • Ganging includes three brackets per connection 	2 yd	540/NC	□□□□		□□□	□□□	□□□	□□□	
				540/FC	□□□□	□□□□	□□□	□□□	□□□	□□□	
KURV											
	Corner Element	<ul style="list-style-type: none"> • Available upholstered only • Ganging is standard and includes three brackets per connection • Not intended to be used as a seat • Cannot be used with 24" depth benches 	1.5 yd	541	□□□□		□□□	□□□	□□□	□□□	
KURV											
	Corner Table-Wood	<ul style="list-style-type: none"> • Includes two swing arms per table to connect • Cannot be used with 24" depth benches 		542			□□□	□□□			
KURT											
					A	B	C	D	E	F	G

HOW TO ORDER

Indicate the following information on order form:

1. Quantity of each item.
2. Model number, including options. See "How To Build a Model Number".
3. Any special service required.

Note: • The indicates that a choice is required.

- The absence of the indicates that no choice is required.
- Alpha-numeric characters in place of indicate that no other alternatives are available.

HOW TO BUILD A MODEL NUMBER

- A** Select basic model.
- B** Select non-contrast or fabric contrast 1.
Refer to color addendum at ki.com or KI Fabrics & Finishes binder.
- C** Select fabric contrast 2.
Refer to color addendum at ki.com or KI Fabrics & Finishes binder.
- D** Select wood finish color.
Refer to color addendum at ki.com or KI Fabrics & Finishes binder.
- E** Select leg/back support finish.
Refer to color addendum at ki.com or KI Fabrics & Finishes binder.
- F** Select ganging option.
NGG - Non-ganging
GDV - Ganging; add \$27
 Ganging upcharge is per connection. Standard on Corner Element.

G Select TB133.

NFR - No TB133 fire retardant
FR - Fire retardant
 See pricing column for TB133 upcharge.

INFORMATION

C.O.M. Requirements

C.O.M. yardage requirements listed above are based on plain goods 54" wide. If less than 54" wide or fabrics requiring matching (stripes, plaids, prints, large patterns), additional yardage will be needed. Consult C.O.M. matrix on the Ordering C.O.M. and C.O.L. page for additional yardage needed. For C.O.M. fabric sent to KI-High Point on multiple rolls, add an additional yard of fabric per roll to the yardage requirements.

C.O.L. Requirements

Figure 18 sq. ft. of leather (C.O.L.) for each yard shown (i.e., 4.75 x 18 = 85.5 sq. ft.).

Minimum Fabric/Leather Quantity

Minimum order for fabric is 1 yard. Minimum order for leather is 1 hide (approximately 50 sq. ft.).

California TB133 Fire Safety Code

The above seating products can be



Approx. Packaged Weight	Wood Finish	Grade C.O.M.	Grade C	Grade D	Grade E & C.O.L.	Grade F	Grade G	Grade H	Grade I	Grade J	Grade K	Grade L Leather	Grade M Leather	TB133 add to list price
45.0#	N/A	\$ 1454	\$ 1472	\$ 1504	\$ 1543	\$ 1569	\$ 1619	\$ 1672	\$ 1733	\$ 1862	\$ 1991	\$ 2119	\$ 2376	\$ 217
45.0#	N/A	1516	1533	1565	1605	1630	1680	1731	1794	1925	2052	2182	2436	217
32.0#	N/A	\$ 974	\$ 979	\$ 985	\$ 996	\$ 1003	\$ 1016	\$ 1028	\$ 1043	\$ 1074	\$ 1105	\$ 1137	\$ 1203	\$ 133
32.0#	\$ 830													N/A

manufactured using the appropriate flame-retardant materials and fabric selections for compliance to California Technical Bulletin 133. Add "FR" to end of model number and add upcharge. Please contact KI customer service for fabric compliance. Not available with moisture barrier. Nano-Text treatments can be used when TB133 is required.

Construction

Seat and back are 9 ply cross-laminated curved veneer. Cushioning of high density polyurethane foam. Legs and back supports are silver powder coat - standard. Glides are adjustable, brushed aluminum - standard. Attached cushions.

Gangers

Ganging device is 11-gauge steel powder coated black. 3-3/8" wide x 5/8" deep x 1/16" thick. Ganging device is connected to both units by screwing the device into the underside of the bench's wood shell. The screws are included with the ganging device.

SPECIAL SERVICES

Special Carton Marking

With specially marked information N/C

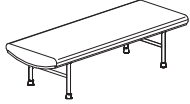
Shipping

Shipped **assembled unless replacement parts which ship k.d. freight prepaid High Point, North Carolina 27263** factory. Freight class #175.

Specifications and prices are subject to change without prior notice.

Bench Seating

Kurv™ Benches



KURV

MODEL

24" Depth Bench (48", 60", 78" Width)

- Ganging includes three brackets per connection
- Back options not available
- Corner element and table not available

Features

COM

MODEL NUMBER

Basic Model	Non-Contrast or Fabric Contrast 1	Wood Finish	Leg/Back Support Finish	Ganging Option	Fire Code
448	<input type="checkbox"/> <input type="checkbox"/> <input type="checkbox"/> <input type="checkbox"/>	<input type="checkbox"/> <input type="checkbox"/>	<input type="checkbox"/> <input type="checkbox"/> <input type="checkbox"/> <input type="checkbox"/>	<input type="checkbox"/> <input type="checkbox"/> <input type="checkbox"/> <input type="checkbox"/>	<input type="checkbox"/> <input type="checkbox"/> <input type="checkbox"/> <input type="checkbox"/>
460	<input type="checkbox"/> <input type="checkbox"/> <input type="checkbox"/> <input type="checkbox"/>	<input type="checkbox"/> <input type="checkbox"/>	<input type="checkbox"/> <input type="checkbox"/> <input type="checkbox"/> <input type="checkbox"/>	<input type="checkbox"/> <input type="checkbox"/> <input type="checkbox"/> <input type="checkbox"/>	<input type="checkbox"/> <input type="checkbox"/> <input type="checkbox"/> <input type="checkbox"/>
478	<input type="checkbox"/> <input type="checkbox"/> <input type="checkbox"/> <input type="checkbox"/>	<input type="checkbox"/> <input type="checkbox"/>	<input type="checkbox"/> <input type="checkbox"/> <input type="checkbox"/> <input type="checkbox"/>	<input type="checkbox"/> <input type="checkbox"/> <input type="checkbox"/> <input type="checkbox"/>	<input type="checkbox"/> <input type="checkbox"/> <input type="checkbox"/> <input type="checkbox"/>

A **B** **C** **D** **E** **F**

HOW TO ORDER

Indicate the following information on order form:

1. Quantity of each item.
2. Model number, including options. See "How To Build a Model Number".
3. Any special service required.

Note: • The indicates that a choice is required.

- The absence of the indicates that no choice is required.
- Alpha-numeric characters in place of indicate that no other alternatives are available.

HOW TO BUILD A MODEL NUMBER

- A** Select basic model.
- B** Select non-contrast or fabric contrast 1. Refer to color addendum at ki.com or KI Fabrics & Finishes binder.
- C** Select wood finish color. Refer to color addendum at ki.com or KI Fabrics & Finishes binder.
- D** Select leg/back support finish. Refer to color addendum at ki.com or KI Fabrics & Finishes binder.
- E** Select ganging option.

NGG	- Non-ganging
GDV	- Ganging; add \$27

 Ganging upcharge is per connection.
- F** Select fire code.

NFR	- Compliance to TB 117-2013
FR	- Compliance to TB 133

 See pricing column for TB133 upcharge.



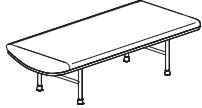
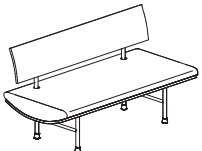
Bench Seating

Kurv™ Benches

Approx. Packaged Weight	Grade C.O.M.	Grade C	Grade D	Grade E & C.O.L.	Grade F	Grade G	Grade H	Grade I	Grade J	Grade K	Grade L Leather	Grade M Leather	TB133 add to list price
62.0#	\$ 1469	\$ 1523	\$ 1538	\$ 1555	\$ 1567	\$ 1589	\$ 1612	\$ 1641	\$ 1697	\$ 1755	\$ 1813	\$ 1927	\$ 177
77.0#	1671	1752	1774	1799	1816	1851	1885	1928	2014	2099	2186	2357	199
100.0#	1927	2036	2065	2099	2122	2168	2213	2271	2385	2500	2614	2843	220

Bench Seating

Kurv™ Benches

				MODEL NUMBER					
MODEL	Features	COM	Basic Model	Non-Contrast or Fabric Contrast 1	Wood Finish	Leg/Back Support Finish	Ganging Option	Fire Code	
 <p>KURV</p>	29" Depth Bench (48", 60", 78" Width) • Ganging includes three brackets per connection	Non-contrast 1.5 yd	548	□□□□	□□□	□□□	□□□	□□□	
		Non-contrast 2.25 yd	560	□□□□	□□□	□□□	□□□	□□□	
		Non-contrast 3 yd	578	□□□□	□□□	□□□	□□□	□□□	
 <p>KURV</p>	29" Depth Bench with Wood Back (48", 60", 78" Width) • Ganging includes three brackets per connection	Non-contrast 1.5 yd	548W	□□□□	□□□	□□□	□□□	□□□	
		Non-contrast 2.25 yd	560W	□□□□	□□□	□□□	□□□	□□□	
		Non-contrast 3 yd	578W	□□□□	□□□	□□□	□□□	□□□	
				A	B	C	D	E	F

HOW TO ORDER

Indicate the following information on order form:

- Quantity of each item.
- Model number, including options. See "How To Build a Model Number".
- Any special service required.

Note: • The indicates that a choice is required.

- The absence of the indicates that no choice is required.
- Alpha-numeric characters in place of indicate that no other alternatives are available.

HOW TO BUILD A MODEL NUMBER

- A** Select basic model.
- B** Select non-contrast or fabric contrast 1. Refer to color addendum at ki.com or KI Fabrics & Finishes binder.
- C** Select wood finish color. Refer to color addendum at ki.com or KI Fabrics & Finishes binder.
- D** Select leg/back support finish. Refer to color addendum at ki.com or KI Fabrics & Finishes binder.
- E** Select ganging option.
 - NGG** - Non-ganging
 - GDV** - Ganging; add \$27
 Ganging upcharge is per connection.
- F** Select fire code.
 - NFR** - Compliance to TB 117-2013
 - FR** - Compliance to TB 133
 See pricing column for TB133 upcharge.

INFORMATION

C.O.M. Requirements

C.O.M. yardage requirements listed above are based on plain goods 54" wide. If less than 54" wide or fabrics requiring matching (stripes, plaids, prints, large patterns), additional yardage will be needed. Consult C.O.M. matrix on the Ordering C.O.M. and C.O.L. page for additional yardage needed. For C.O.M. fabric sent to KI-High Point on multiple rolls, add an additional yard of fabric per roll to the yardage requirements.

C.O.L. Requirements

Figure 18 sq. ft. of leather (C.O.L.) for each yard shown (i.e., 4.75 x 18 = 85.5 sq. ft.).

Minimum Fabric/Leather Quantity

Minimum order for fabric is 1 yard. Minimum order for leather is 1 hide (approximately 50 sq. ft.).

California TB133 Fire Safety Code

The above seating products can be



Approx. Packaged Weight	Grade C.O.M.	Grade C	Grade D	Grade E & C.O.L.	Grade F	Grade G	Grade H	Grade I	Grade J	Grade K	Grade L Leather	Grade M Leather	TB133 add to list price
62.0#	\$ 1682	\$ 1697	\$ 1723	\$ 1752	\$ 1771	\$ 1810	\$ 1847	\$ 1895	\$ 1991	\$ 2090	\$ 2185	\$ 2375	\$ 160
77.0#	1815	1836	1866	1903	1930	1981	2033	2097	2227	2355	2482	2741	191
100.0#	2102	2122	2158	2204	2230	2289	2346	2417	2561	2707	2850	3138	225
72.0#	\$ 2197	\$ 2213	\$ 2236	\$ 2268	\$ 2288	\$ 2325	\$ 2363	\$ 2412	\$ 2508	\$ 2604	\$ 2700	\$ 2772	\$ 160
90.0#	2426	2446	2475	2515	2543	2593	2642	2709	2836	2966	3096	3350	191
115.0#	2739	2759	2795	2837	2869	2925	2984	3056	3198	3342	3489	3774	225

manufactured using the appropriate flame-retardant materials and fabric selections for compliance to California Technical Bulletin 133. Add "FR" to end of model number and add upcharge. Please contact KI customer service for fabric compliance. Not available with moisture barrier. Nano-TEX treatments can be used when TB133 is required.

Construction

Seat and back are 9 ply cross-laminated curved veneer. Cushioning of high density polyurethane foam. Legs and back supports are silver powder coat - standard. Glides are adjustable, brushed aluminum - standard. Attached cushions.

Gangers

Ganging device is 11-gauge steel powder coated black. 3-3/8" wide x 5/8" deep x 1/16" thick. Ganging device is connected to both units by screwing the device into the underside of the bench's wood shell. The screws are included with the ganging device.

SPECIAL SERVICES

Special Carton Marking

With specially marked information N/C

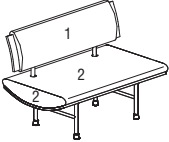
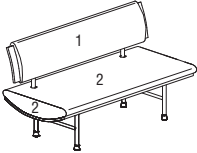
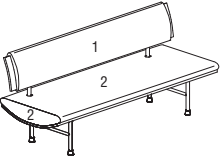
Shipping

Shipped **assembled unless replacement parts which ship k.d. freight prepaid High Point, North Carolina 27263** factory. Freight class #175.

Specifications and prices are subject to change without prior notice.

Bench Seating

Kurv™ Benches

MODEL	Features	COM	MODEL NUMBER							
			Basic Model	Non-Contrast or Fabric Contrast 1	Fabric Contrast 2	Wood Finish	Leg/Back Support Finish	Ganging Option	Fire Code	
 <p>29" Depth Bench with Upholstered Back (48" Width)</p> <ul style="list-style-type: none"> 1 = Back (Fabric Contrast 1) C.O.M. = 1.25 yd 2 = Seat (Fabric Contrast 2) C.O.M. = 1.5 yd Ganging includes three brackets per connection 	Non-contrast	2.75 yd	548U/NC	<input type="checkbox"/> <input type="checkbox"/> <input type="checkbox"/> <input type="checkbox"/>		<input type="checkbox"/> <input type="checkbox"/>	<input type="checkbox"/> <input type="checkbox"/>	<input type="checkbox"/> <input type="checkbox"/>	<input type="checkbox"/> <input type="checkbox"/>	
	Contrast		548U/FC	<input type="checkbox"/> <input type="checkbox"/> <input type="checkbox"/> <input type="checkbox"/>	<input type="checkbox"/> <input type="checkbox"/> <input type="checkbox"/> <input type="checkbox"/>	<input type="checkbox"/> <input type="checkbox"/>	<input type="checkbox"/> <input type="checkbox"/>	<input type="checkbox"/> <input type="checkbox"/>	<input type="checkbox"/> <input type="checkbox"/>	<input type="checkbox"/> <input type="checkbox"/>
 <p>29" Depth Bench with Upholstered Back (60" Width)</p> <ul style="list-style-type: none"> 1 = Back (Fabric Contrast 1) C.O.M. = 1.5 yd 2 = Seat (Fabric Contrast 2) C.O.M. = 2.25 yd Ganging includes three brackets per connection 	Non-contrast	3.5 yd	560U/NC	<input type="checkbox"/> <input type="checkbox"/> <input type="checkbox"/> <input type="checkbox"/>		<input type="checkbox"/> <input type="checkbox"/>	<input type="checkbox"/> <input type="checkbox"/>	<input type="checkbox"/> <input type="checkbox"/>	<input type="checkbox"/> <input type="checkbox"/>	
	Contrast		560U/FC	<input type="checkbox"/> <input type="checkbox"/> <input type="checkbox"/> <input type="checkbox"/>	<input type="checkbox"/> <input type="checkbox"/> <input type="checkbox"/> <input type="checkbox"/>	<input type="checkbox"/> <input type="checkbox"/>	<input type="checkbox"/> <input type="checkbox"/>	<input type="checkbox"/> <input type="checkbox"/>	<input type="checkbox"/> <input type="checkbox"/>	<input type="checkbox"/> <input type="checkbox"/>
 <p>29" Depth Bench with Upholstered Back (78" Width)</p> <ul style="list-style-type: none"> 1 = Back (Fabric Contrast 1) C.O.M. = 1.75 yd 2 = Seat (Fabric Contrast 2) C.O.M. = 3.25 yd Ganging includes three brackets per connection 	Non-contrast	4 yd	578U/NC	<input type="checkbox"/> <input type="checkbox"/> <input type="checkbox"/> <input type="checkbox"/>		<input type="checkbox"/> <input type="checkbox"/>	<input type="checkbox"/> <input type="checkbox"/>	<input type="checkbox"/> <input type="checkbox"/>	<input type="checkbox"/> <input type="checkbox"/>	
	Contrast		578U/FC	<input type="checkbox"/> <input type="checkbox"/> <input type="checkbox"/> <input type="checkbox"/>	<input type="checkbox"/> <input type="checkbox"/> <input type="checkbox"/> <input type="checkbox"/>	<input type="checkbox"/> <input type="checkbox"/>	<input type="checkbox"/> <input type="checkbox"/>	<input type="checkbox"/> <input type="checkbox"/>	<input type="checkbox"/> <input type="checkbox"/>	<input type="checkbox"/> <input type="checkbox"/>
				A	B	C	D	E	F	G

HOW TO ORDER

Indicate the following information on order form:

- Quantity of each item.
- Model number, including options. See "How To Build a Model Number".
- Any special service required.

Note: • The indicates that a choice is required.

- The absence of the indicates that no choice is required.
- Alpha-numeric characters in place of indicate that no other alternatives are available.

HOW TO BUILD A MODEL NUMBER

- A** Select basic model.
- B** Select non-contrast or fabric contrast 1. Refer to color addendum at ki.com or KI Fabrics & Finishes binder.
- C** Select fabric contrast 2. Refer to color addendum at ki.com or KI Fabrics & Finishes binder.
- D** Select wood finish color. Refer to color addendum at ki.com or KI Fabrics & Finishes binder.
- E** Select leg/back support finish. Refer to color addendum at ki.com or KI Fabrics & Finishes binder.
- F** Select ganging option.
NGG - Non-ganging
GDV - Ganging; add \$27
 Ganging upcharge is per connection.

G Select TB133.

- NFR** - No TB133 fire retardant
FR - Fire retardant
 See pricing column for TB133 upcharge.

INFORMATION

C.O.M. Requirements

C.O.M. yardage requirements listed above are based on plain goods 54" wide. If less than 54" wide or fabrics requiring matching (stripes, plaids, prints, large patterns), additional yardage will be needed. Consult C.O.M. matrix on the Ordering C.O.M. and C.O.L. page for additional yardage needed. For C.O.M. fabric sent to KI-High Point on multiple rolls, add an additional yard of fabric per roll to the yardage requirements.

C.O.L. Requirements

Figure 18 sq. ft. of leather (C.O.L.) for each yard shown (i.e., 4.75 x 18 = 85.5 sq. ft.).

Minimum Fabric/Leather Quantity

Minimum order for fabric is 1 yard. Minimum order for leather is 1 hide (approximately 50 sq. ft.).

California TB133 Fire Safety Code

The above seating products can be



Approx. Packaged Weight	Grade C.O.M.	Grade C	Grade D	Grade E & C.O.L.	Grade F	Grade G	Grade H	Grade I	Grade J	Grade K	Grade L Leather	Grade M Leather	TB133 add to list price
75.0#	\$ 2421	\$ 2448	\$ 2493	\$ 2545	\$ 2579	\$ 2653	\$ 2721	\$ 2808	\$ 2985	\$ 3160	\$ 3337	\$ 3690	\$ 160
75.0#	2481	2509	2552	2607	2638	2712	2783	2869	3046	3221	3399	3751	160
94.0#	\$ 2703	\$ 2740	\$ 2794	\$ 2858	\$ 2905	\$ 2996	\$ 3086	\$ 3198	\$ 3420	\$ 3645	\$ 3871	\$ 4319	\$ 191
94.0#	2762	2799	2855	2919	2965	3058	3146	3259	3480	3707	3929	4380	191
94.0#	\$ 3049	\$ 3087	\$ 3148	\$ 3218	\$ 3266	\$ 3367	\$ 3461	\$ 3580	\$ 3819	\$ 4056	\$ 4299	\$ 4782	\$ 225
94.0#	3109	3147	3209	3277	3326	3428	3522	3641	3880	4118	4359	4842	225

manufactured using the appropriate flame-retardant materials and fabric selections for compliance to California Technical Bulletin 133. Add "FR" to end of model number and add upcharge. Please contact KI customer service for fabric compliance. Not available with moisture barrier. Nano-TEX treatments can be used when TB133 is required.

Construction

Seat and back are 9 ply cross-laminated curved veneer. Cushioning of high density polyurethane foam. Legs and back supports are silver powder coat - standard. Glides are adjustable, brushed aluminum - standard. Attached cushions.

Gangers

Ganging device is 11-gauge steel powder coated black. 3-3/8" wide x 5/8" deep x 1/16" thick. Ganging device is connected to both units by screwing the device into the underside of the bench's wood shell. The screws are included with the ganging device.

SPECIAL SERVICES

Special Carton Marking

With specially marked information N/C

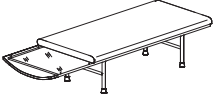
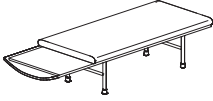
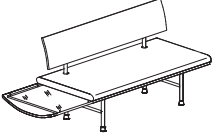
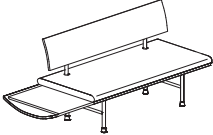
Shipping

Shipped **assembled unless replacement parts which ship k.d. freight prepaid High Point, North Carolina 27263** factory. Freight class #175.

Specifications and prices are subject to change without prior notice.

Bench Seating

Kurv™ Benches

				MODEL NUMBER						
MODEL	Features	COM	Basic Model	Non-Contrast or Fabric Contrast 1	Wood Finish	Surface Finish	Leg/Back Support Finish	Ganging Option	Fire Code	
 <p>29" Depth Bench with Glass Table</p> <ul style="list-style-type: none"> 60" seat only Table is 18" (total 78" width) GL=left facing table, GR=right facing table 	Non-contrast	2.25 yd	578GL	□□□□	□□		□□	□□	□□	
	Non-contrast	2.25 yd	578GR	□□□□	□□		□□	□□	□□	
 <p>29" Depth Bench with Wood Table</p> <ul style="list-style-type: none"> 60" seat only Table is 18" (total 78" width) WDL=left facing table, WDR=right facing table 	Non-contrast	2.25 yd	578WDL	□□□□	□□	□□	□□	□□	□□	
	Non-contrast	2.25 yd	578WDR	□□□□	□□	□□	□□	□□	□□	
 <p>29" Depth Bench with Wood Back and Glass Table</p> <ul style="list-style-type: none"> 60" back and seat only Table is 18" (total 78" width) WGL=left facing table, WGR=right facing table 	Non-contrast	2.25 yd	578WGL	□□□□	□□		□□	□□	□□	
	Non-contrast	2.25 yd	578WGR	□□□□	□□		□□	□□	□□	
 <p>29" Depth Bench with Wood Back and Wood Table</p> <ul style="list-style-type: none"> 60" back and seat only Table is 18" (total 78" width) WWDL=left facing table, WWDR=right facing table 	Non-contrast	2.25 yd	578WWDL	□□□□	□□	□□	□□	□□	□□	
	Non-contrast	2.25 yd	578WWDR	□□□□	□□	□□	□□	□□	□□	

A **B** **C** **D** **E** **F** **G**

HOW TO ORDER

Indicate the following information on order form:

- Quantity of each item.
- Model number, including options. See "How To Build a Model Number".
- Any special service required.

Note: • The indicates that a choice is required.

- The absence of the indicates that no choice is required.
- Alpha-numeric characters in place of indicate that no other alternatives are available.

HOW TO BUILD A MODEL NUMBER

- A** Select basic model.
- B** Select non-contrast or fabric contrast 1.
Refer to color addendum at ki.com or KI Fabrics & Finishes binder.
- C** Select shell wood finish color.
Refer to color addendum at ki.com or KI Fabrics & Finishes binder.
- D** Select surface finish color.
Refer to color addendum at ki.com or KI Fabrics & Finishes binder.
- E** Select leg/back support finish.
Refer to color addendum at ki.com or KI Fabrics & Finishes binder.
- F** Select ganging option.

NGG	- Non-ganging
GDV	- Ganging; add \$27

 Ganging upcharge is per connection.

- G** Select TB133.

NFR	- No TB133 fire retardant
FR	- Fire retardant

 See pricing column for TB133 upcharge.

INFORMATION

C.O.M. Requirements

C.O.M. yardage requirements listed above are based on plain goods 54" wide. If less than 54" wide or fabrics requiring matching (stripes, plaids, prints, large patterns), additional yardage will be needed. Consult C.O.M. matrix on the Ordering C.O.M. and C.O.L. page for additional yardage needed. For C.O.M. fabric sent to KI-High Point on multiple rolls, add an additional yard of fabric per roll to the yardage requirements.

C.O.L. Requirements

Figure 18 sq. ft. of leather (C.O.L.) for each yard shown (i.e., 4.75 x 18 = 85.5 sq. ft.).

Minimum Fabric/Leather Quantity

Minimum order for fabric is 1 yard. Minimum order for leather is 1 hide (approximately 50 sq. ft.).

California TB133 Fire Safety Code

The above seating products can be



Approx. Packaged Weight	Grade C.O.M.	Grade C	Grade D	Grade E & C.O.L.	Grade F	Grade G	Grade H	Grade I	Grade J	Grade K	Grade L Leather	Grade M Leather	TB133 add to list price
115.0#	\$ 2182	\$ 2197	\$ 2231	\$ 2270	\$ 2295	\$ 2346	\$ 2398	\$ 2463	\$ 2588	\$ 2716	\$ 2846	\$ 3101	\$ 225
115.0#	2182	2197	2231	2270	2295	2346	2398	2463	2588	2716	2846	3101	225
115.0#	\$ 2182	\$ 2197	\$ 2231	\$ 2270	\$ 2295	\$ 2346	\$ 2398	\$ 2463	\$ 2588	\$ 2716	\$ 2846	\$ 3101	\$ 225
115.0#	2182	2197	2231	2270	2295	2346	2398	2463	2588	2716	2846	3101	225
128.0#	\$ 2739	\$ 2759	\$ 2795	\$ 2837	\$ 2869	\$ 2925	\$ 2984	\$ 3056	\$ 3199	\$ 3344	\$ 3489	\$ 3776	\$ 225
128.0#	2739	2759	2795	2837	2869	2925	2984	3056	3199	3344	3489	3776	225
128.0#	\$ 2739	\$ 2759	\$ 2795	\$ 2837	\$ 2869	\$ 2925	\$ 2984	\$ 3056	\$ 3199	\$ 3344	\$ 3489	\$ 3776	\$ 225
128.0#	2739	2759	2795	2837	2869	2925	2984	3056	3199	3344	3489	3776	225

manufactured using the appropriate flame-retardant materials and fabric selections for compliance to California Technical Bulletin 133. Add "FR" to end of model number and add upcharge. Please contact KI customer service for fabric compliance. Not available with moisture barrier. Nano-Text treatments can be used when TB133 is required.

Construction

Seat and back are 9 ply cross-laminated curved veneer. Cushioning of high density polyurethane foam. Legs and back supports are silver powder coat - standard. Glides are adjustable, brushed aluminum - standard. Attached cushions.

Gangers

Ganging device is 11-gauge steel powder coated black. 3-3/8" wide x 5/8" deep x 1/16" thick. Ganging device is connected to both units by screwing the device into the underside of the bench's wood shell. The screws are included with the ganging device.

SPECIAL SERVICES

Special Carton Marking

With specially marked information N/C

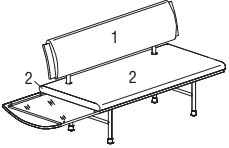
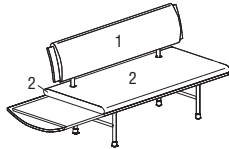
Shipping

Shipped **assembled unless replacement parts which ship k.d. freight prepaid High Point, North Carolina 27263** factory. Freight class #175.

Specifications and prices are subject to change without prior notice.

Bench Seating

Kurv™ Benches

			MODEL NUMBER								Approx. Packaged Weight
Features	COM	Basic Model	Non-Contrast or Fabric Contrast 1	Fabric Contrast 2	Wood Finish	Surface Finish	Leg/Back Support Finish	Ganging Option	Fire Code		
 <p>KURV 29" Depth Bench with Upholstered Back and Glass Table</p> <ul style="list-style-type: none"> • 1 = Back (Fabric Contrast 1) C.O.M. = 1.5 yd • 2 = Seat (Fabric Contrast 2) C.O.M. = 2.25 yd • 60" back and seat only • Table is 18" (total 78" width) • UGL=left facing table, UGR=right facing table 	Non-contrast	3.5 yd	578UGL/NC	□□□□		□□		□□	□□	□□	132.0#
	Contrast		578UGL/FC	□□□□	□□□□	□□		□□	□□	□□	132.0#
	Non-contrast	3.5 yd	578UGR/NC	□□□□		□□		□□	□□	□□	132.0#
	Contrast		578UGR/FC	□□□□	□□□□	□□		□□	□□	□□	132.0#
 <p>KURV 29" Depth Bench with Upholstered Back and Wood Table</p> <ul style="list-style-type: none"> • 1 = Back (Fabric Contrast 1) C.O.M. = 1.5 yd • 2 = Seat (Fabric Contrast 2) C.O.M. = 2.25 yd • 60" back and seat only • Table is 18" (total 78" width) • UWDL=left facing table, UWDR=right facing table 	Non-contrast	3.5 yd	578UWDL/NC	□□□□		□□	□□	□□	□□	□□	132.0#
	Contrast		578UWDL/FC	□□□□	□□□□	□□	□□	□□	□□	□□	132.0#
	Non-contrast	3.5 yd	578UWDR/NC	□□□□		□□	□□	□□	□□	□□	132.0#
	Contrast		578UWDR/FC	□□□□		□□	□□	□□	□□	□□	132.0#

A **B** **C** **D** **E** **F** **G** **H**

HOW TO ORDER

Indicate the following information on order form:

- Quantity of each item.
- Model number, including options. See "How To Build a Model Number".
- Any special service required.

Note: • The □ indicates that a choice is required.
• The absence of the □ indicates that no choice is required.
• Alpha-numeric characters in place of □ indicate that no other alternatives are available.

HOW TO BUILD A MODEL NUMBER

- A** Select basic model.
- B** Select non-contrast or fabric contrast 1. Refer to color addendum at ki.com or KI Fabrics & Finishes binder.
- C** Select fabric contrast 2. Refer to color addendum at ki.com or KI Fabrics & Finishes binder.
- D** Select shell wood finish color. Refer to color addendum at ki.com or KI Fabrics & Finishes binder.
- E** Select surface finish color. Refer to color addendum at ki.com or KI Fabrics & Finishes binder.
- F** Select leg/back support finish. Refer to color addendum at ki.com or KI Fabrics & Finishes binder.
- G** Select ganging option.

NGG - Non-ganging
GDV - Ganging; add \$27
Ganging upcharge is per connection.

H Select TB133.
NFR - No TB133 fire retardant
FR - Fire retardant
See pricing column for TB133 upcharge.

INFORMATION

C.O.M. Requirements
C.O.M. yardage requirements listed above are based on plain goods 54" wide. If less than 54" wide or fabrics requiring matching (stripes, plaids, prints, large patterns), additional yardage will be needed. Consult C.O.M. matrix on the Ordering C.O.M. and C.O.L. page for additional yardage needed. For C.O.M. fabric sent to KI-High Point on multiple rolls, add an additional yard of fabric per roll to the yardage requirements.

C.O.L. Requirements
Figure 18 sq. ft. of leather (C.O.L.) for each yard shown (i.e., 4.75 x 18 = 85.5 sq. ft.).

Minimum Fabric/Leather Quantity
Minimum order for fabric is 1 yard. Minimum order for leather is 1 hide (approximately 50 sq. ft.).

California TB133 Fire Safety Code
The above seating products can be



Grade C.O.M.	Grade C	Grade D	Grade E & C.O.L.	Grade F	Grade G	Grade H	Grade I	Grade J	Grade K	Grade L Leather	Grade M Leather	TB133 add to list price
\$ 3049	\$ 3087	\$ 3147	\$ 3218	\$ 3266	\$ 3363	\$ 3461	\$ 3579	\$ 3818	\$ 4060	\$ 4299	\$ 4781	\$ 225
3109	3147	3209	3278	3327	3423	3523	3641	3880	4121	4359	4841	225
3049	3087	3147	3218	3266	3363	3461	3579	3818	4060	4299	4781	225
3109	3147	3209	3278	3327	3423	3523	3641	3880	4121	4359	4841	225
\$ 3049	\$ 3087	\$ 3147	\$ 3218	\$ 3266	\$ 3363	\$ 3461	\$ 3579	\$ 3818	\$ 4060	\$ 4299	\$ 4781	\$ 225
3109	3147	3209	3278	3327	3423	3523	3641	3880	4121	4359	4841	225
3049	3087	3147	3218	3266	3363	3461	3579	3818	4060	4299	4781	225
3109	3147	3209	3278	3327	3423	3523	3641	3880	4121	4359	4841	225

manufactured using the appropriate flame-retardant materials and fabric selections for compliance to California Technical Bulletin 133. Add "FR" to end of model number and add upcharge. Please contact KI customer service for fabric compliance. Not available with moisture barrier. Nano-TEX treatments can be used when TB133 is required.

Construction

Seat and back are 9 ply cross-laminated curved veneer. Cushioning of high density polyurethane foam. Legs and back supports are silver powder coat - standard. Glides are adjustable, brushed aluminum - standard. Attached cushions.

Gangers

Ganging device is 11-gauge steel powder coated black. 3-3/8" wide x 5/8" deep x 1/16" thick. Ganging device is connected to both units by screwing the device into the underside of the bench's wood shell. The screws are included with the ganging device.

SPECIAL SERVICES

Special Carton Marking

With specially marked information N/C

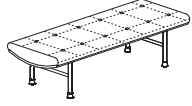
Shipping

Shipped assembled unless replacement parts which ship k.d. freight prepaid High Point, North Carolina 27263 factory. Freight class #175.

Specifications and prices are subject to change without prior notice.

Bench Seating

Kurv™ Benches



KRVT

MODEL

24" Depth Tufted Bench (48", 60", 78" Width)

- Ganging includes three brackets per connection
- Back options not available
- Corner element and table not available

Features

COM

MODEL NUMBER

Basic Model	Non-Contrast or Fabric Contrast 1	Wood Finish	Leg/Back Support Finish	Ganging Option
448T	<input type="checkbox"/> <input type="checkbox"/> <input type="checkbox"/> <input type="checkbox"/>	<input type="checkbox"/> <input type="checkbox"/>	<input type="checkbox"/> <input type="checkbox"/> <input type="checkbox"/>	<input type="checkbox"/> <input type="checkbox"/> <input type="checkbox"/>
460T	<input type="checkbox"/> <input type="checkbox"/> <input type="checkbox"/> <input type="checkbox"/>	<input type="checkbox"/> <input type="checkbox"/>	<input type="checkbox"/> <input type="checkbox"/> <input type="checkbox"/>	<input type="checkbox"/> <input type="checkbox"/> <input type="checkbox"/>
478T	<input type="checkbox"/> <input type="checkbox"/> <input type="checkbox"/> <input type="checkbox"/>	<input type="checkbox"/> <input type="checkbox"/>	<input type="checkbox"/> <input type="checkbox"/> <input type="checkbox"/>	<input type="checkbox"/> <input type="checkbox"/> <input type="checkbox"/>

Approx. Packaged Weight

62.0#

77.0#

100.0#

A **B** **C** **D** **E**

HOW TO ORDER

Indicate the following information on order form:

1. Quantity of each item.
2. Model number, including options. See "How To Build a Model Number".
3. Any special service required.

Note: • The indicates that a choice is required.

- The absence of the indicates that no choice is required.
- Alpha-numeric characters in place of indicate that no other alternatives are available.

HOW TO BUILD A MODEL NUMBER

- A** Select basic model.
- B** Select non-contrast or fabric contrast 1. Refer to color addendum at ki.com or KI Fabrics & Finishes binder.
- C** Select wood finish color. Refer to color addendum at ki.com or KI Fabrics & Finishes binder.
- D** Select leg finish. Refer to color addendum at ki.com or KI Fabrics & Finishes binder.
- E** Select ganging option.
 - NGG** - Non-ganging
 - GDV** - Ganging; add \$27
 Ganging upcharge is per connection.



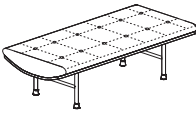
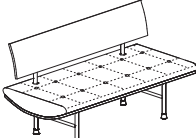
Bench Seating

Kurv™ Benches

Grade C.O.M.	Grade C	Grade D	Grade E & C.O.L.	Grade F	Grade G	Grade H	Grade I	Grade J	Grade K	Grade L Leather	Grade M Leather
\$ 1850	\$ 1922	\$ 1942	\$ 1964	\$ 1980	\$ 2010	\$ 2040	\$ 2079	\$ 2155	\$ 2231	\$ 2307	\$ 2461
2161	2242	2264	2290	2307	2341	2376	2418	2505	2590	2676	2848
2524	2633	2662	2696	2718	2765	2810	2868	2982	3096	3211	3439

Bench Seating

Kurv™ Benches

MODEL	Features	COM	MODEL NUMBER					Approx. Packaged Weight
			Basic Model	Non-Contrast or Fabric Contrast 1	Wood Finish	Leg/Back Support Finish	Ganging Option	
 <p>29" Depth Tufted Bench (48", 60", 78" Width) • Ganging includes three brackets per connection</p>	Non-contrast	1.75 yd	548T	<input type="checkbox"/> <input type="checkbox"/> <input type="checkbox"/> <input type="checkbox"/>	<input type="checkbox"/> <input type="checkbox"/> <input type="checkbox"/>	<input type="checkbox"/> <input type="checkbox"/> <input type="checkbox"/>	<input type="checkbox"/> <input type="checkbox"/> <input type="checkbox"/>	62.0#
	Non-contrast	3.25 yd	560T	<input type="checkbox"/> <input type="checkbox"/> <input type="checkbox"/> <input type="checkbox"/>	<input type="checkbox"/> <input type="checkbox"/> <input type="checkbox"/>	<input type="checkbox"/> <input type="checkbox"/> <input type="checkbox"/>	<input type="checkbox"/> <input type="checkbox"/> <input type="checkbox"/>	77.0#
	Non-contrast	3.5 yd	578T	<input type="checkbox"/> <input type="checkbox"/> <input type="checkbox"/> <input type="checkbox"/>	<input type="checkbox"/> <input type="checkbox"/> <input type="checkbox"/>	<input type="checkbox"/> <input type="checkbox"/> <input type="checkbox"/>	<input type="checkbox"/> <input type="checkbox"/> <input type="checkbox"/>	100.0#
 <p>29" Depth Tufted Bench with Wood Back (48", 60", 78" Width) • Ganging includes three brackets per connection</p>	Non-contrast	1.75 yd	548WT	<input type="checkbox"/> <input type="checkbox"/> <input type="checkbox"/> <input type="checkbox"/>	<input type="checkbox"/> <input type="checkbox"/> <input type="checkbox"/>	<input type="checkbox"/> <input type="checkbox"/> <input type="checkbox"/>	<input type="checkbox"/> <input type="checkbox"/> <input type="checkbox"/>	72.0#
	Non-contrast	3.25 yd	560WT	<input type="checkbox"/> <input type="checkbox"/> <input type="checkbox"/> <input type="checkbox"/>	<input type="checkbox"/> <input type="checkbox"/> <input type="checkbox"/>	<input type="checkbox"/> <input type="checkbox"/> <input type="checkbox"/>	<input type="checkbox"/> <input type="checkbox"/> <input type="checkbox"/>	90.0#
	Non-contrast	3.5 yd	578WT	<input type="checkbox"/> <input type="checkbox"/> <input type="checkbox"/> <input type="checkbox"/>	<input type="checkbox"/> <input type="checkbox"/> <input type="checkbox"/>	<input type="checkbox"/> <input type="checkbox"/> <input type="checkbox"/>	<input type="checkbox"/> <input type="checkbox"/> <input type="checkbox"/>	115.0#
				A	B	C	D	E

KRVT

KRVT

HOW TO ORDER

Indicate the following information on order form:

- Quantity of each item.
- Model number, including options. See "How To Build a Model Number".
- Any special service required.

Note: • The indicates that a choice is required.

- The absence of the indicates that no choice is required.
- Alpha-numeric characters in place of indicate that no other alternatives are available.

HOW TO BUILD A MODEL NUMBER

- A** Select basic model.
- B** Select non-contrast or fabric contrast 1. Refer to color addendum at ki.com or KI Fabrics & Finishes binder.
- C** Select wood finish color. Refer to color addendum at ki.com or KI Fabrics & Finishes binder.
- D** Select leg finish. Refer to color addendum at ki.com or KI Fabrics & Finishes binder.
- E** Select ganging option.

NGG	- Non-ganging
GDV	- Ganging; add \$27

 Ganging upcharge is per connection.

INFORMATION

C.O.M. Requirements

C.O.M. yardage requirements listed above are based on plain goods 54" wide. If less than 54" wide or fabrics requiring matching (stripes, plaids, prints, large patterns), additional yardage will be needed. Consult C.O.M. matrix on the Ordering C.O.M. and C.O.L. page for additional yardage needed. For C.O.M. fabric sent to KI-High Point on multiple rolls, add an additional yard of fabric per roll to the yardage requirements.

C.O.L. Requirements

Figure 18 sq. ft. of leather (C.O.L.) for each yard shown (i.e., 4.75 x 18 = 85.5 sq. ft.).

Minimum Fabric/Leather Quantity

Minimum order for fabric is 1 yard. Minimum order for leather is 1 hide (approximately 50 sq. ft.).

California TB133 Fire Safety Code

Tufted models are not TB133 compliant.



Grade C.O.M.	Grade C	Grade D	Grade E & C.O.L.	Grade F	Grade G	Grade H	Grade I	Grade J	Grade K	Grade L Leather	Grade M Leather
\$ 2244	\$ 2329	\$ 2374	\$ 2424	\$ 2459	\$ 2527	\$ 2594	\$ 2679	\$ 2849	\$ 3021	\$ 3191	\$ 3530
2491	2603	2657	2723	2768	2751	2946	3058	3282	3506	3730	4179
2891	3023	3088	3167	3218	3322	3427	3558	3817	4079	4338	4860
\$ 2760	\$ 2847	\$ 2887	\$ 2940	\$ 2975	\$ 3044	\$ 3110	\$ 3197	\$ 3365	\$ 3535	\$ 3707	\$ 3926
3102	3214	3267	3333	3379	3470	3559	3670	3892	4119	4345	4786
3529	3660	3724	3802	3857	3959	4063	4194	4454	4713	4978	5494

Construction

Seat and back are 9 ply cross-laminated curved veneer. Cushioning of high density polyurethane foam. Legs and back supports are silver powder coat - standard. Glides are adjustable, brushed aluminum - standard. Attached cushions.

Gangers

Ganging device is 11-gauge steel powder coated black. 3-3/8" wide x 5/8" deep x 1/16" thick. Ganging device is connected to both units by screwing the device into the underside of the bench's wood shell. The screws are included with the ganging device.

SPECIAL SERVICES

Special Carton Marking

With specially marked information N/C

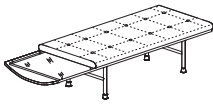
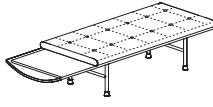
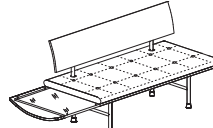
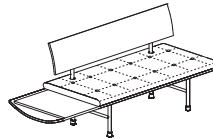
Shipping

Shipped **assembled unless replacement parts which ship k.d. freight prepaid High Point, North Carolina 27263** factory. Freight class #175.

Specifications and prices are subject to change without prior notice.

Bench Seating

Kurv™ Benches

MODEL	Features	COM	MODEL NUMBER					
			Basic Model	Non-Contrast or Fabric Contrast 1	Wood Finish	Surface Finish	Leg/Back Support Finish	Ganging Option
 <p>29" Depth Tufted Bench with Glass Table</p> <ul style="list-style-type: none"> 60" seat only Table is 18" (total 78" width) GLT=left facing table, GRT=right facing table 	Non-contrast	2.25 yd	578GLT	<input type="checkbox"/> <input type="checkbox"/> <input type="checkbox"/> <input type="checkbox"/>	<input type="checkbox"/> <input type="checkbox"/>		<input type="checkbox"/> <input type="checkbox"/>	<input type="checkbox"/> <input type="checkbox"/>
	Non-contrast	2.25 yd	578GRT	<input type="checkbox"/> <input type="checkbox"/> <input type="checkbox"/> <input type="checkbox"/>	<input type="checkbox"/> <input type="checkbox"/>		<input type="checkbox"/> <input type="checkbox"/>	<input type="checkbox"/> <input type="checkbox"/>
 <p>29" Depth Tufted Bench with Wood Table</p> <ul style="list-style-type: none"> 60" seat only Table is 18" (total 78" width) WDLT=left facing table, WDRT=right facing table 	Non-contrast	2.25 yd	578WDLT	<input type="checkbox"/> <input type="checkbox"/> <input type="checkbox"/> <input type="checkbox"/>	<input type="checkbox"/> <input type="checkbox"/>	<input type="checkbox"/> <input type="checkbox"/>	<input type="checkbox"/> <input type="checkbox"/>	<input type="checkbox"/> <input type="checkbox"/>
	Non-contrast	2.25 yd	578WDRT	<input type="checkbox"/> <input type="checkbox"/> <input type="checkbox"/> <input type="checkbox"/>	<input type="checkbox"/> <input type="checkbox"/>	<input type="checkbox"/> <input type="checkbox"/>	<input type="checkbox"/> <input type="checkbox"/>	<input type="checkbox"/> <input type="checkbox"/>
 <p>29" Depth Tufted Bench with Wood Back and Glass Table</p> <ul style="list-style-type: none"> 60" back and seat only Table is 18" (total 78" width) WGLT=left facing table, WGRT=right facing table 	Non-contrast	2.25 yd	578WGLT	<input type="checkbox"/> <input type="checkbox"/> <input type="checkbox"/> <input type="checkbox"/>	<input type="checkbox"/> <input type="checkbox"/>		<input type="checkbox"/> <input type="checkbox"/>	<input type="checkbox"/> <input type="checkbox"/>
	Non-contrast	2.25 yd	578WGRT	<input type="checkbox"/> <input type="checkbox"/> <input type="checkbox"/> <input type="checkbox"/>	<input type="checkbox"/> <input type="checkbox"/>		<input type="checkbox"/> <input type="checkbox"/>	<input type="checkbox"/> <input type="checkbox"/>
 <p>29" Depth Tufted Bench with Wood Back and Wood Table</p> <ul style="list-style-type: none"> 60" back and seat only Table is 18" (total 78" width) WWDLT=left facing table, WWDRRT=right facing table 	Non-contrast	2.25 yd	578WWDLT	<input type="checkbox"/> <input type="checkbox"/> <input type="checkbox"/> <input type="checkbox"/>	<input type="checkbox"/> <input type="checkbox"/>	<input type="checkbox"/> <input type="checkbox"/>	<input type="checkbox"/> <input type="checkbox"/>	<input type="checkbox"/> <input type="checkbox"/>
	Non-contrast	2.25 yd	578WWDRRT	<input type="checkbox"/> <input type="checkbox"/> <input type="checkbox"/> <input type="checkbox"/>	<input type="checkbox"/> <input type="checkbox"/>	<input type="checkbox"/> <input type="checkbox"/>	<input type="checkbox"/> <input type="checkbox"/>	<input type="checkbox"/> <input type="checkbox"/>

A

B

C

D

E

F

HOW TO ORDER

Indicate the following information on order form:

- Quantity of each item.
- Model number, including options. See "How To Build a Model Number".
- Any special service required.

Note: • The indicates that a choice is required.

- The absence of the indicates that no choice is required.
- Alpha-numeric characters in place of indicate that no other alternatives are available.

HOW TO BUILD A MODEL NUMBER

- A** Select basic model.
- B** Select non-contrast or fabric contrast 1. Refer to color addendum at ki.com or KI Fabrics & Finishes binder.
- C** Select shell wood finish color. Refer to color addendum at ki.com or KI Fabrics & Finishes binder.
- D** Select surface finish color. Refer to color addendum at ki.com or KI Fabrics & Finishes binder.
- E** Select leg/back support finish. Refer to color addendum at ki.com or KI Fabrics & Finishes binder.
- F** Select ganging option.
- | | |
|------------|---------------------|
| NGG | - Non-ganging |
| GDV | - Ganging; add \$27 |
- Ganging upcharge is per connection.

INFORMATION

C.O.M. Requirements

C.O.M. yardage requirements listed above are based on plain goods 54" wide. If less than 54" wide or fabrics requiring matching (stripes, plaids, prints, large patterns), additional yardage will be needed. Consult C.O.M. matrix on the Ordering C.O.M. and C.O.L. page for additional yardage needed. For C.O.M. fabric sent to KI-High Point on multiple rolls, add an additional yard of fabric per roll to the yardage requirements.

C.O.L. Requirements

Figure 18 sq. ft. of leather (C.O.L.) for each yard shown (i.e., 4.75 x 18 = 85.5 sq. ft.).

Minimum Fabric/Leather Quantity

Minimum order for fabric is 1 yard. Minimum order for leather is 1 hide (approximately 50 sq. ft.).

California TB133 Fire Safety Code

Tufted models are not TB133 compliant.



Bench Seating

Kurv™ Benches

Approx. Packaged Weight	Grade C.O.M.	Grade C	Grade D	Grade E & C.O.L.	Grade F	Grade G	Grade H	Grade I	Grade J	Grade K	Grade L Leather	Grade M Leather
115.0#	\$ 2857	\$ 2964	\$ 3022	\$ 3089	\$ 3134	\$ 3223	\$ 3311	\$ 3426	\$ 3647	\$ 3869	\$ 4093	\$ 4538
115.0#	2857	2964	3022	3089	3134	3223	3311	3426	3647	3869	4093	4538

115.0#	\$ 2857	\$ 2964	\$ 3022	\$ 3089	\$ 3134	\$ 3223	\$ 3311	\$ 3426	\$ 3647	\$ 3869	\$ 4093	\$ 4538
115.0#	2857	2964	3022	3089	3134	3223	3311	3426	3647	3869	4093	4538

128.0#	\$ 3414	\$ 3527	\$ 3585	\$ 3658	\$ 3707	\$ 3802	\$ 3899	\$ 4016	\$ 4258	\$ 4497	\$ 4736	\$ 5213
128.0#	3414	3527	3585	3658	3707	3802	3899	4016	4258	4497	4736	5213

128.0#	\$ 3414	\$ 3527	\$ 3585	\$ 3658	\$ 3707	\$ 3802	\$ 3899	\$ 4016	\$ 4258	\$ 4497	\$ 4736	\$ 5213
128.0#	3414	3527	3585	3658	3707	3802	3899	4016	4258	4497	4736	5213

Construction

Seat and back are 9 ply cross-laminated curved veneer. Cushioning of high density polyurethane foam. Legs and back supports are silver powder coat - standard. Glides are adjustable, brushed aluminum - standard. Attached cushions.

Gangers

Ganging device is 11-gauge steel powder coated black. 3-3/8" wide x 5/8" deep x 1/16" thick. Ganging device is connected to both units by screwing the device into the underside of the bench's wood shell. The screws are included with the ganging device.

SPECIAL SERVICES

Special Carton Marking

With specially marked information N/C

Shipping

Shipped **assembled unless replacement parts which ship k.d. freight prepaid High Point, North Carolina 27263** factory. Freight class #175.

Specifications and prices are subject to change without prior notice.

Folding Chairs

Novite™ General Information



Novite Folding Chair



Wall Hanger



**Vertical Storage Caddy
KV50**



**Horizontal Storage Caddy
KH50**

Features

- Indoor/outdoor use •
- All plastic construction •
- Lightweight •
- 100% recyclable •
- Optional ganging •

General Dimensions

Seat height 18"

Overall Dimensions

Width	18-1/4"	2-1/2"	20-7/8"	35-3/8"
Depth	20-1/2"			
Height	32-3/4"	5-1/2"	30"	22"
Length		12"	106-1/2"	106-1/2"
Casters on center			15-1/2"	15-1/2"

SPECIFICATIONS

Material

All polypropylene construction.

Disclaimer

Excessive exposure to sunlight over time may cause the color to fade.






INFORMATION

Warranty
Refer to KI Terms & Conditions document
or visit ki.com

Folding Chairs

Novite™

MODEL	MODEL NUMBER			Approx. Packaged Weight
	Basic Model	Poly Color	Paint Color	
 <p>Folding Chair</p> <ul style="list-style-type: none"> Indoor/outdoor use All plastic construction Lightweight 100% recyclable Weighs 10 lbs. per chair 	NOVITE	<input type="checkbox"/> <input type="checkbox"/> <input type="checkbox"/> <input type="checkbox"/>		10.0#
NOV				
 <p>Folding Chair with Drain Holes</p> <ul style="list-style-type: none"> Indoor/outdoor use Drainage holes in seat All plastic construction Lightweight 100% recyclable Weighs 10 lbs. per chair 	NOVITEOD	<input type="checkbox"/> <input type="checkbox"/> <input type="checkbox"/> <input type="checkbox"/>		10.0#
NOV				
Ganger	NOV.GANGER	<input type="checkbox"/> <input type="checkbox"/> <input type="checkbox"/> <input type="checkbox"/>		0.0#
NOV				
 <p>Wall Hanger</p> <ul style="list-style-type: none"> Wall hanging to mount 1 chair Steel powder-coated construction Three 1/4" holes for mounting 	NOVH		CO	0.0#
NOVH				

A **B** **C**

HOW TO ORDER

Indicate the following information on order form:

- Quantity of each item.
- Model number, including options. See "How To Build a Model Number".
- Any special service required.

Note: • The indicates that a choice is required.

- The absence of the indicates that no choice is required.
- Alpha-numeric characters in place of indicate that no other alternatives are available.

HOW TO BUILD A MODEL NUMBER

- A** Select basic model.
- B** Select plastic color.
Refer to color addendum at ki.com or KI Fabrics & Finishes binder.
- C** Select paint color.
CO - Cottonwood
Refer to color addendum at ki.com or KI Fabrics & Finishes binder.



Folding Chairs

Novite™

Delivered
Pricing

\$ 113

\$ 118

\$ 5

\$ 43

SPECIAL SERVICES

Special Carton Marking

With specially marked information N/C

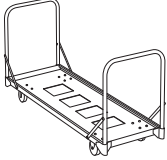
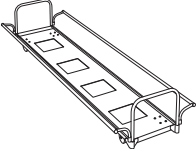
Shipping

Shipped **assembled freight prepaid f.o.b. Tupelo, Mississippi 38804** factory. Freight class #125.

Specifications and prices are subject to change without prior notice.

Folding Chairs

Novite™

	MODEL	Features	MODEL NUMBER			Approx. Packaged Weight
			Basic Model	Frame Color	Base	
 <p>CCAD</p>	Vertical Storage Caddy <ul style="list-style-type: none"> • 38 chair capacity • One-piece solid bed design • All steel construction • 4" wheels: 2 fixed, 3 swivel • Swivel wheel in bed center • Beige finish standard (other colors available at an upcharge) • 30" high from floor-empty; 44" high-loaded 		KV50	<input type="checkbox"/> <input type="checkbox"/> <input type="checkbox"/>	<input type="checkbox"/>	63.0#
 <p>CCAD</p>	Horizontal Storage Caddy <ul style="list-style-type: none"> • 38 chair capacity • One-piece solid bed design • All steel construction • 4" wheels: 2 fixed, 3 swivel • Swivel wheel in bed center • Beige finish standard (others available at an upcharge) • 22" high from floor-empty; 24-1/2" high-loaded; 40-1/8" wide loaded 		KH50	<input type="checkbox"/> <input type="checkbox"/> <input type="checkbox"/>	<input type="checkbox"/>	68.0#

A **B** **C**

HOW TO ORDER

Indicate the following information on order form:

1. Quantity of each item.
2. Model number, including options. See "How To Build a Model Number".
3. Any special service required.

Note:

- The indicates that a choice is required.
- The absence of the indicates that no choice is required.
- Alpha-numeric characters in place of indicate that no other alternatives are available.

HOW TO BUILD A MODEL NUMBER

- A** Select basic model.
- B** Select frame color.
Refer to color addendum at ki.com or KI Fabrics & Finishes binder.
- C** Select base option.
 - C** - Standard swivel/fixed wheels
 - SC** - All swivel wheels; add \$21

OPTIONS

Adjustable End post and Sockets

Adapts to KV50 and KH50 chair caddies. Allows end posts to be repositioned to prevent partial loads from shifting. Speciality #86.5002 for a KV50 caddy and #86.5003 for a KH50 caddy for field-installable parts. Add #10 weight. Upcharge is \$45

Folding Chair Caddy Brake Kits

Kit adapts to swivel wheels only; for two wheels. Specify #09.0050
Upcharge is \$11



Folding Chairs

Novite™

Delivered
Pricing

\$ 574

\$ 677

SPECIAL SERVICES

Special Carton Marking

With specially marked information N/C

Shipping

Shipped **assembled freight prepaid f.o.b. Tupelo, Mississippi 38804** factory. Freight class #125.

Specifications and prices are subject to change without prior notice.

Stack Seating

Plaza General Information



Guest Chair



Transport Dolly

General Dimensions

Seat height 17-1/4"

Overall Dimensions

Overall width 19-3/4" 18-1/2"

Overall depth 21-1/4" 37-1/4"

Overall height 31-1/4" 37-1/4"

Stacking on Dolly

Quantity/height 16 chairs/56" high





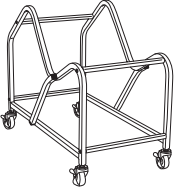
INFORMATION

Warranty

Refer to KI Terms & Conditions document
or visit ki.com

Stack Seating

Plaza™ Chair

	MODEL	MODEL NUMBER		Approx. Packaged Weight
		Basic Model	Poly Color	
 <p>PLZA</p>	Stack Chair <ul style="list-style-type: none"> • Polypropylene • UV resistant 	PLAZA	<input type="checkbox"/> <input type="checkbox"/> <input type="checkbox"/> <input type="checkbox"/>	15.0#
 <p>PLZA</p>	Stack Chair with Drain Holes <ul style="list-style-type: none"> • Polypropylene • UV resistant • Drainage holes in seat 	PLZAOD	<input type="checkbox"/> <input type="checkbox"/> <input type="checkbox"/> <input type="checkbox"/>	15.0#
 <p>HRDPT</p>	Transport Dolly	PLAZA.DOLLY		0.0#

A

B

HOW TO ORDER

Indicate the following information on order form:

1. Quantity of each item.
2. Model number, including options. See "How To Build a Model Number".
3. Any special service required.

Note:

- The indicates that a choice is required.
- The absence of the indicates that no choice is required.
- Alpha-numeric characters in place of indicate that no other alternatives are available.

HOW TO BUILD A MODEL NUMBER

- A** Select basic model.
- B** Select poly chair color. Refer to color addendum at ki.com.



Stack Seating

Plaza™ Chair

Delivered
Pricing

\$ 149

\$ 155

\$ 149

SPECIAL SERVICES

Special Carton Marking

With specially marked information N/C

Shipping

Shipped **assembled freight prepaid f.o.b. Tupelo, Mississippi 38804** factory. Freight class #150.

Specifications and prices are subject to change without prior notice.

Guest Seating

Berlage General Information



Guest Chair

Features

Glides

•

General Dimensions

Seat height

17-3/4"

Overall Dimensions

Overall width

17"

Overall depth

22"

Overall height

33-1/2"






INFORMATION

Warranty

Refer to KI Terms & Conditions document
or visit ki.com

Guest Seating

Berlage™ Chair

MODEL	MODEL NUMBER		Approx. Packaged Weight
	Basic Model	Seat/Back Webbing Color	
 <p>Guest Chair</p> <ul style="list-style-type: none"> • Natural oak frame • Nylon webbing • White plastic glides 	BERLAGE	□□□	15.0#

A **B**

BERL

HOW TO ORDER

- Indicate the following information on order form:
1. Quantity of each item.
 2. Model number, including options. See "How To Build a Model Number".
 3. Any special service required.

Note:

- The □ indicates that a choice is required.
- The absence of the □ indicates that no choice is required.
- Alpha-numeric characters in place of □ indicate that no other alternatives are available.

HOW TO BUILD A MODEL NUMBER

- A** Select basic model.
- B** Select webbing color. Refer to color addendum at ki.com.



Guest Seating

Berlage™ Chair

Delivered Pricing
\$ 2155

SPECIAL SERVICES

Special Carton Marking

With specially marked information N/C

Shipping

Shipped **assembled freight prepaid f.o.b. Culemborg, Netherlands** factory. Freight class #250.

Specifications and prices are subject to change without prior notice.

Guest Seating

Bronto™ General Information



Guest Chair

General Dimensions

Seat depth	9"
Seat height	10-1/2"

Overall Dimensions

Overall width	11"
Overall depth	14-1/4"
Overall height	21-1/4"



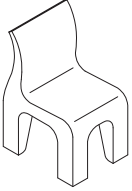
INFORMATION

Warranty

Refer to KI Terms & Conditions document
or visit ki.com

Guest Seating

Bronto™ Chair

MODEL	MODEL NUMBER		Approx. Packaged Weight
	Basic Model	Poly Color	
 <p>Guest Chair • Low-density molded polyethylene</p> <p>BRON</p>	BRONTO	<input type="checkbox"/> <input type="checkbox"/> <input type="checkbox"/> <input type="checkbox"/>	6.0#

A **B**

HOW TO ORDER

Indicate the following information on order form:

1. Quantity of each item.
2. Model number, including options. See "How To Build a Model Number".
3. Any special service required.

- Note:
- The indicates that a choice is required.
 - The absence of the indicates that no choice is required.
 - Alpha-numeric characters in place of indicate that no other alternatives are available.

HOW TO BUILD A MODEL NUMBER

- A** Select basic model.
- B** Select poly chair color.
Refer to color addendum at ki.com.



Delivered
Pricing

\$ 160

SPECIAL SERVICES

Special Carton Marking

With specially marked information N/C

Shipping

Shipped **assembled freight prepaid f.o.b. Tupelo, Mississippi 38804** factory. Freight class #150.

Specifications and prices are subject to change without prior notice.

Guest Seating

Itoki General Information



DP Chair



DD Table

General Dimensions

Seat width	17-1/4"
Seat depth	16-1/4"
Seat height	17-3/4"
Arm width	3-1/2"
Arm height	27" (mid point)

Overall Dimensions

Width	25-1/2"	42"
Depth	21-1/4"	42" - 94"
Height	32-1/2"	27-1/2"

UPHOLSTERY INFORMATION

Upholstery Finish

Some fabrics and leathers may show slight wrinkling in corners, around the seat, arms, or back which is normal. With use, comfort wrinkles may occur in seats and backs and give the upholstery a loose appearance.

WOOD INFORMATION

Wood Finish

Due to wood being a natural material, slight variations can occur in texture, color, grain configurations, and finish acceptance.

Therefore wood components may vary in tone or character from piece to piece and no guarantee of exact matches can be made.

Plywood Edge Color

The plies on the edge of wood backed shells will vary in color from the surface of the wood shell. The plies of the plywood shell edge will be visible and may create a wood contrast.





INFORMATION

Warranty
Refer to KI Terms & Conditions document
or visit ki.com

Guest Seating

Itoki DP™ Chair

	MODEL	Features	MODEL NUMBER				Approx. Packaged Weight
			Basic Model	Base Finish	Wood Finish	Upholstery Color	
 IDPC	Chair with Upholstered Seat and Back • Natural on walnut shell • Chrome base	Non-contrast	IDP/SB	<input type="checkbox"/> <input type="checkbox"/>	<input type="checkbox"/> <input type="checkbox"/> <input type="checkbox"/>	<input type="checkbox"/> <input type="checkbox"/> <input type="checkbox"/>	30.0#
 IDPC	Chair with Upholstered Seat Only • Natural on walnut shell • Chrome base	Non-contrast	IDP/SO	<input type="checkbox"/> <input type="checkbox"/>	<input type="checkbox"/> <input type="checkbox"/> <input type="checkbox"/>	<input type="checkbox"/> <input type="checkbox"/> <input type="checkbox"/>	30.0#

A **B** **C** **D**

HOW TO ORDER

Indicate the following information on order form:

1. Quantity of each item.
2. Model number, including options. See "How To Build a Model Number".
3. Any special service required.

Note: • The indicates that a choice is required.

- The absence of the indicates that no choice is required.
- Alpha-numeric characters in place of indicate that no other alternatives are available.

HOW TO BUILD A MODEL NUMBER

- A** Select basic model.
- B** Select base finish.
Refer to color addendum at ki.com or KI Fabrics & Finishes binder.
- C** Select wood finish.
Refer to color addendum at ki.com or KI Fabrics & Finishes binder.
- D** Select upholstery color.
Refer to color addendum at ki.com or KI Fabrics & Finishes binder.



Guest Seating

Itoki DP™ Chair

Delivered
Pricing
\$ 2115

\$ 2020

SPECIAL SERVICES

Special Carton Marking

With specially marked information N/C

Shipping

Shipped **assembled freight prepaid f.o.b. Grand Rapids, Michigan 49512** factory. Freight class #125.

Specifications and prices are subject to change without prior notice.

Guest Seating

Itoki DD™ Table



IDDT

MODEL	W x D x H	MODEL NUMBER					Approx. Packaged Weight
		Basic Model	Edge Style	Edge Color	Surface Finish	Leg Finish	
Itoki DD™ Table • Itoki silver base	42 x 42" x 27.5"	IDD4242	74P	<input type="checkbox"/> <input type="checkbox"/> <input type="checkbox"/>	<input type="checkbox"/> <input type="checkbox"/> <input type="checkbox"/>	ISV	85.0#
	42 x 70" x 27.5"	IDD4270	74P	<input type="checkbox"/> <input type="checkbox"/> <input type="checkbox"/>	<input type="checkbox"/> <input type="checkbox"/> <input type="checkbox"/>	ISV	132.0#
	42 x 82" x 27.5"	IDD4282	74P	<input type="checkbox"/> <input type="checkbox"/> <input type="checkbox"/>	<input type="checkbox"/> <input type="checkbox"/> <input type="checkbox"/>	ISV	150.0#
	42 x 94" x 27.5"	IDD4294	74P	<input type="checkbox"/> <input type="checkbox"/> <input type="checkbox"/>	<input type="checkbox"/> <input type="checkbox"/> <input type="checkbox"/>	ISV	160.0#

A **B** **C** **D** **E**

HOW TO ORDER

Indicate the following information on order form:

- Quantity of each item.
- Model number, including options. See "How To Build a Model Number".
- Any special service required.

Note: • The indicates that a choice is required.

- The absence of the indicates that no choice is required.
- Alpha-numeric characters in place of indicate that no other alternatives are available.

HOW TO BUILD A MODEL NUMBER

- A** Select basic model.
- B** Select edge style.
74P - 74P edge
- C** Select edge finish color.
Refer to color addendum at ki.com or KI Fabrics & Finishes binder.
- D** Select surface finish.
Refer to color addendum at ki.com or KI Fabrics & Finishes binder.
- E** Select leg finish.
Refer to color addendum at ki.com or KI Fabrics & Finishes binder.

FINISH INFORMATION

Additional Laminate Offering

Additional laminates beyond KI standard offering, are available with two weeks extended leadtime. To specify additional laminates, use these designators followed by the supplier's color/pattern code:

Formica - LF/supplier's color pattern code
Nevamar - LN/supplier's color pattern code
Wilsonart - LW/supplier's color pattern code

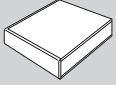
KI's standard finish is the supplier's recommended finish for that color/pattern.

Note: Nonstandard laminates from these suppliers (example: textured laminates), require an upcharge and additional leadtime. Contact KI.



Guest Seating

Itoki DD™ Table



74P Edge
(74P)

\$ 2498

2693

2797

2924

SPECIAL SERVICES

Special Carton Marking

With specially marked information N/C

Shipping

Shipped **k.d. freight prepaid f.o.b.**
Bonduel, Wisconsin 54107 factory. Freight
class #125.

Specifications and prices are subject to
change without prior notice.

Guest Seating

Jubi General Information



**Guest Chair
(JUBU)**

Features

Pivoting glides	•
Fiberglass	•
Upholstered seat pad	•

Dimensions

Seat depth	15"
Seat height	18"
Overall width	25"
Overall depth	22"
Overall height	32.5"




INFORMATION

Warranty

Refer to KI Terms & Conditions document
or visit ki.com

Guest Seating

Jubi™ Chair

	MODEL	Features	MODEL NUMBER				Approx. Packaged Weight
			Basic Model	Shell Color	Upholstery Color	Frame Color	
 <p>JBFCU</p>	Guest Chair • Fiberglass shell • Pivoting glides	Fiberglass with Uph. Seat Pad	JUBU	JUWH	<input type="checkbox"/> <input type="checkbox"/> <input type="checkbox"/> <input type="checkbox"/>	<input type="checkbox"/> <input type="checkbox"/>	25.0#

A **B** **C** **D**

HOW TO ORDER

Indicate the following information on order form:

1. Quantity of each item.
2. Model number, including options. See "How To Build a Model Number".
3. Any special service required.

Note: • The indicates that a choice is required.
 • The absence of the indicates that no choice is required.
 • Alpha-numeric characters in place of indicate that no other alternatives are available.

HOW TO BUILD A MODEL NUMBER

- A** Select basic model.
- B** Select fiberglass shell color.
JUWH - White
- C** Select upholstery grade/color.
 Refer to color addendum at ki.com or KI Fabrics & Finishes binder.
- D** Select frame color.
 Refer to color addendum at ki.com or KI Fabrics & Finishes binder.



Guest Seating

Jubi™ Chair

Delivered Pricing C.O.M.	Delivered Pricing Fabric Grade 1	Delivered Pricing Fabric Grade 2	Delivered Pricing Fabric Grade 3	Delivered Pricing C.O.V.	Delivered Pricing Vinyl Group 2	Delivered Pricing Pallas Fabric Group P0	Delivered Pricing Pallas Fabric Group P1	Delivered Pricing Pallas Fabric Group P2	Delivered Pricing Pallas Fabric Group P3	Delivered Pricing Pallas Fabric Group P4
\$ 410	\$ 410	\$ 437	\$ 449	\$ 410	\$ 449	\$ 446	\$ 482	\$ 502	\$ 521	\$ 539

SPECIAL SERVICES

Special Carton Marking

With specially marked information N/C

Shipping

Shipped **assembled freight prepaid f.o.b. Green Bay, Wisconsin 54302** factory. Freight class #250.

Specifications and prices are subject to change without prior notice.

Guest Seating

Mondial General Information



Guest Armless Chair

General Dimensions

Seat height	18"
-------------	-----

Overall Dimensions

Overall width	23"
---------------	-----

Overall depth	18"
---------------	-----

Overall height	30"
----------------	-----




INFORMATION

Warranty

Refer to KI Terms & Conditions document
or visit ki.com

Guest Seating

Mondial™ Chair

MODEL	MODEL NUMBER		Approx. Packaged Weight
	Basic Model	Paint Color	
 <p>Guest Chair</p> <ul style="list-style-type: none"> • Aluminum • Black plastic glides • Non-folding seat <p>MOND</p>	MONDIAL	<input type="checkbox"/> <input type="checkbox"/> <input type="checkbox"/> <input type="checkbox"/>	20.0#

A

B

HOW TO ORDER

Indicate the following information on order form:

1. Quantity of each item.
2. Model number, including options. See "How To Build a Model Number".
3. Any special service required.

- Note:
- The indicates that a choice is required.
 - The absence of the indicates that no choice is required.
 - Alpha-numeric characters in place of indicate that no other alternatives are available.

HOW TO BUILD A MODEL NUMBER

- A** Select basic model.
- B** Select paint color. Refer to color addendum at ki.com.



Guest Seating

Mondial™ Chair

Delivered
Pricing
\$ 2121

SPECIAL SERVICES

Special Carton Marking

With specially marked information N/C

Shipping

Shipped **assembled freight prepaid f.o.b. Culemborg, Netherlands** factory. Freight class #250.

Specifications and prices are subject to change without prior notice.

Lounge Seating

Boss Design General Information



**200 Series
High Back Lounge
(1525)**



**200 Series
Swivel Chair
(1425)**



**400 Series
Lounge Chair
(423)**



**400 Series
Loveseat
(433)**



**400 Series
Sofa
(443)**

General Dimensions					
Seat width	20-3/4"	15-1/4"	22-1/2"	45-1/2"	61"
Seat depth	20-1/2"	18-1/4"	21-1/2"	21-1/2"	21-1/2"
Seat height	17-1/2"	17-3/4"	15-3/4"	15-3/4"	15-3/4"
Arm height	23-1/2"	23-1/2"	22"	22"	22"
Overall Dimensions					
Width	29-1/2"	24"	33-1/2"	63"	79"
Depth	30-1/2"	24"	28"	28"	28"
Height	43-1/2"	33-1/2"	26"	26"	26"

UPHOLSTERY INFORMATION

C.O.M. Fabric

For C.O.M. fabric sent to KI-High Point on multiple rolls, add an additional yard of fabric per roll to the yardage requirements. Multiple rolls have shorter pieces of fabric on them and do not allow nesting and stacking of the fabric to achieve the best yield as is done with one large roll. This results in yardage shortages and requests for additional fabric from the client, which can hold up the order. For each roll that is sent, one yard needs to be added and needs to be added to one of the rolls, not separately.

Fabric Disclaimer

Fabric will be applied as swatched by the fabric manufacturer. Fabric that is required to be applied differently than is swatched will need a Special Cost Request written specifying the direction the fabric is to be applied. The posted standard lead time will apply to the Special Cost Request.

Seating

Base - 200 Series

The base is polished aluminum. The wood shell comes in a Black American Walnut (same finish as KI's Natural Walnut) finish only.

Base - 400 Series

Legs are polished aluminum.

Tables

Base - 200 Series (32" Round and Square)

The base is polished aluminum. The top is Black American Walnut (same finish as KI's Natural Walnut) only.

Base - 20 Series

The base is stainless steel. The top is 19-3/4" round glass.



Lounge Seating

Boss Design General Information



**600 Series
Lounge Chair
(BD600)**



**6100 Series
Lounge Chair
(BD6100)**



**6200 Series
High Back Lounge
(BD6200)**



**200 Series
32\"/>**



**200 Series
32\"/>**



**20 Series
19-3/4\"/>**



General Dimensions						
Seat depth	20.3"	18.3"	20"			
Seat height	17.7"	17.3"	17"			
Overall Dimensions						
Width	26.4"	23.6"	33.1"	32" dia	32"	19-3/4" dia
Depth	24.8"	23.8"	29.5"		32"	
Height	29.9"	30.19"	43.7"	16"	16"	23-1/4"

INFORMATION

Warranty
 Refer to KI Terms & Conditions document
 or visit ki.com

Lounge Seating

200 Series™ Boss Design

	MODEL	COM	MODEL NUMBER			Approx. Packaged Weight	Grade C.O.M.	Grade C
			Basic Model	Upholstery Color	Base			
 <p>B200</p>	High Back Lounge Chair • Black American Walnut (same finish as KI's Natural Walnut) shells • Polished aluminum base	2.25 yd	1525	<input type="checkbox"/> <input type="checkbox"/> <input type="checkbox"/>		60.0#	\$ 3308	\$ 3390
 <p>B200</p>	Swivel Chair • Black American Walnut (same finish as KI's Natural Walnut) shells • Polished aluminum base • Available with casters	1.5 yd	1425	<input type="checkbox"/> <input type="checkbox"/> <input type="checkbox"/>	<input type="checkbox"/> <input type="checkbox"/>	40.0#	\$ 1715	\$ 1769
			A	B	C			

HOW TO ORDER

Indicate the following information on order form:

- Quantity of each item.
- Model number, including options. See "How To Build a Model Number".
- Any special service required.

Note: • The indicates that a choice is required.

- The absence of the indicates that no choice is required.
- Alpha-numeric characters in place of indicate that no other alternatives are available.

HOW TO BUILD A MODEL NUMBER

- A** Select basic model.
- B** Select upholstery color.
Refer to color addendum at ki.com or KI Fabrics & Finishes binder.
- C** Select base option.

GB	- Glides
CB	- Casters; add \$155



Lounge Seating
200 Series™ Boss Design

Grade D	Grade E & C.O.L.	Grade F	Grade G	Grade H	Grade I	Grade J	Grade K	Grade L Leather	Grade M Leather
\$ 3411	\$ 3437	\$ 3455	\$ 3489	\$ 3524	\$ 3566	\$ 3652	\$ 3738	\$ 3823	\$ 3995
\$ 1783	\$ 1800	\$ 1812	\$ 1834	\$ 1858	\$ 1886	\$ 1944	\$ 2000	\$ 2058	\$ 2172

SPECIAL SERVICES

Special Carton Marking

With specially marked information N/C



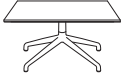

Shipping

Shipped **assembled freight prepaid f.o.b. High Point, North Carolina 27263** factory. Freight class #175.

Specifications and prices are subject to change without prior notice.

Lounge Seating

200 Series™ Tables Boss Design

	MODEL	Features	MODEL NUMBER		Approx. Packaged Weight
			Basic Model		
  B200T	200 Series Round Table <ul style="list-style-type: none"> • Black American Walnut (same finish as KI's Natural Walnut) top • Polished aluminum base 	32" Round Table	K32R		75.0#
  B200T	200 Series Square Table <ul style="list-style-type: none"> • Black American Walnut (same finish as KI's Natural Walnut) top • Polished aluminum base 	32" Square Table	K32S		75.0#

A

HOW TO ORDER

Indicate the following information on order form:

1. Quantity of each item.
2. Model number, including options. See "How To Build a Model Number".
3. Any special service required.

Note:

- The indicates that a choice is required.
- The absence of the indicates that no choice is required.
- Alpha-numeric characters in place of indicate that no other alternatives are available.

HOW TO BUILD A MODEL NUMBER

A Select basic model.



Lounge Seating

200 Series™ Tables Boss Design

Delivered
Pricing

\$ 1561

\$ 1561

SPECIAL SERVICES

Special Carton Marking

With specially marked information N/C

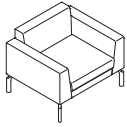
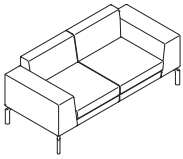
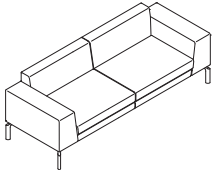
Shipping

Shipped **assembled freight prepaid f.o.b. High Point, North Carolina 27263** factory. Freight class #175.

Specifications and prices are subject to change without prior notice.

Lounge Seating

400 Series™ Boss Design

MODEL	COM	MODEL NUMBER			Approx. Packaged Weight	Grade C.O.M.	Grade C
		Basic Model	Upholstery Color	Moisture Barrier			
 <p>Lounge Chair • Polished aluminum legs</p>	4.5 yd	423	□□□	□□□	75.0#	\$ 1783	\$ 1914
 <p>Loveseat • Polished aluminum legs</p>	6.75 yd	433	□□□	□□□	115.0#	\$ 2422	\$ 2618
 <p>Sofa • Polished aluminum legs</p>	7.75 yd	443	□□□	□□□	135.0#	\$ 2698	\$ 2922

A **B** **C**

HOW TO ORDER

Indicate the following information on order form:

1. Quantity of each item.
2. Model number, including options. See "How To Build a Model Number".
3. Any special service required.

- Note:
- The □ indicates that a choice is required.
 - The absence of the □ indicates that no choice is required.
 - Alpha-numeric characters in place of □ indicate that no other alternatives are available.

HOW TO BUILD A MODEL NUMBER

- A** Select basic model.
- B** Select upholstery color.
Refer to color addendum at ki.com or KI Fabrics & Finishes binder.
- C** Select moisture barrier.
MB - Moisture barrier
NMB - No moisture barrier
See pricing column for moisture barrier upcharge.



Lounge Seating

400 Series™ Boss Design

Grade D	Grade E & C.O.L.	Grade F	Grade G	Grade H	Grade I	Grade J	Grade K	Grade L Leather	Grade M Leather	Moisture Barrier add to list price
\$ 1948	\$ 1989	\$ 2017	\$ 2071	\$ 2127	\$ 2195	\$ 2333	\$ 2470	\$ 2607	\$ 2882	\$ 121
\$ 2669	\$ 2731	\$ 2772	\$ 2854	\$ 2937	\$ 3040	\$ 3246	\$ 3452	\$ 3658	\$ 4070	\$ 130
\$ 2981	\$ 3052	\$ 3100	\$ 3194	\$ 3289	\$ 3407	\$ 3644	\$ 3880	\$ 4117	\$ 4590	\$ 145

SPECIAL SERVICES

Special Carton Marking

With specially marked information N/C


Shipping

Shipped **assembled freight prepaid f.o.b. High Point, North Carolina 27263** factory. Freight class #175.

Specifications and prices are subject to change without prior notice.

Lounge Seating

600 Series™ Boss Design

	MODEL	COM	MODEL NUMBER		Approx. Packaged Weight	Grade C.O.M.	Grade C	
			Basic Model	Upholstery Color				
 <p>B600</p>	Lounge Chair • Four star base • Polished aluminum • Grey plastic glides	2.5 yd	BD600	<input type="checkbox"/> <input type="checkbox"/> <input type="checkbox"/>	44.0#	\$ 1583	\$ 1597	

A **B**

HOW TO ORDER

Indicate the following information on order form:

1. Quantity of each item.
2. Model number, including options. See "How To Build a Model Number".
3. Any special service required.

Note:

- The indicates that a choice is required.
- The absence of the indicates that no choice is required.
- Alpha-numeric characters in place of indicate that no other alternatives are available.

HOW TO BUILD A MODEL NUMBER

- A** Select basic model.
- B** Select upholstery color.
Refer to color addendum at ki.com.



Lounge Seating

600 Series™ Boss Design

Grade D	Grade E & C.O.L.	Grade F	Grade G	Grade H	Grade I	Grade J	Grade K
\$ 1618	\$ 1644	\$ 1660	\$ 1695	\$ 1729	\$ 1773	\$ 1858	\$ 1944

SPECIAL SERVICES

Special Carton Marking

With specially marked information N/C


Shipping

Shipped **assembled freight prepaid f.o.b. High Point, North Carolina 27263** factory. Freight class #250.

Specifications and prices are subject to change without prior notice.

Lounge Seating

6100 Series™ Boss Design

	MODEL	COM	MODEL NUMBER		Approx. Packaged Weight	Grade C.O.M.	Grade C	
			Basic Model	Upholstery Color				
 <p>B6100</p>	Lounge Chair • Four star base • Polished aluminum • Grey plastic glides	2.5 yd	BD6100	<input type="checkbox"/> <input type="checkbox"/> <input type="checkbox"/>	44.0#	\$ 1267	\$ 1277	

A

B

HOW TO ORDER

Indicate the following information on order form:

1. Quantity of each item.
2. Model number, including options. See "How To Build a Model Number".
3. Any special service required.

- Note:
- The indicates that a choice is required.
 - The absence of the indicates that no choice is required.
 - Alpha-numeric characters in place of indicate that no other alternatives are available.

HOW TO BUILD A MODEL NUMBER

- A** Select basic model.
- B** Select upholstery color.
Refer to color addendum at ki.com.



Lounge Seating

6100 Series™ Boss Design

Grade D	Grade E & C.O.L.	Grade F	Grade G	Grade H	Grade I	Grade J	Grade K
\$ 1294	\$ 1314	\$ 1328	\$ 1354	\$ 1381	\$ 1414	\$ 1481	\$ 1548

SPECIAL SERVICES

Special Carton Marking

With specially marked information N/C



Shipping

Shipped **assembled freight prepaid f.o.b. High Point, North Carolina 27263** factory. Freight class #250.

Specifications and prices are subject to change without prior notice.

Lounge Seating

6200 Series™ Boss Design

	MODEL	COM	MODEL NUMBER		Approx. Packaged Weight	Grade C.O.M.	Grade C
			Basic Model	Upholstery Color			
 <p>B6200</p>	High Back Lounge Chair • Four star base • Polished aluminum • Grey plastic glides	3 yd	BD6200	<input type="checkbox"/> <input type="checkbox"/> <input type="checkbox"/>	51.0#	\$ 2704	\$ 2721
 <p>B6200</p>	Low Back Lounge Chair • Four star base • Polished aluminum • Grey plastic glides	3.5 yd	BD6250	<input type="checkbox"/> <input type="checkbox"/> <input type="checkbox"/>	51.0#	\$ 2552	\$ 2568

A

B

HOW TO ORDER

Indicate the following information on order form:

1. Quantity of each item.
2. Model number, including options. See "How To Build a Model Number".
3. Any special service required.

Note:

- The indicates that a choice is required.
- The absence of the indicates that no choice is required.
- Alpha-numeric characters in place of indicate that no other alternatives are available.

HOW TO BUILD A MODEL NUMBER

- A** Select basic model.
- B** Select upholstery color. Refer to color addendum at ki.com.



Lounge Seating
6200 Series™ Boss Design

Grade D	Grade E & C.O.L.	Grade F	Grade G	Grade H	Grade I	Grade J	Grade K
\$ 2750	\$ 2784	\$ 2807	\$ 2853	\$ 2898	\$ 2956	\$ 3070	\$ 3185
\$ 2594	\$ 2624	\$ 2645	\$ 2686	\$ 2727	\$ 2779	\$ 2882	\$ 2985

SPECIAL SERVICES

Special Carton Marking

With specially marked information N/C

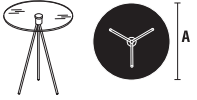
Shipping

Shipped **assembled freight prepaid f.o.b. High Point, North Carolina 27263** factory. Freight class #250.

Specifications and prices are subject to change without prior notice.

Lounge Seating

20 Series™ Table Boss Design

	MODEL	Features	MODEL NUMBER		Approx. Packaged Weight
			Basic Model		
 <p>B20T</p>	20 Series Table <ul style="list-style-type: none"> • Glass top • Stainless steel base • Ships knockdown 	19-3/4" Round Table	V100		35.0#

A

HOW TO ORDER

Indicate the following information on order form:

1. Quantity of each item.
2. Model number, including options. See "How To Build a Model Number".
3. Any special service required.

Note: • The indicates that a choice is required.

- The absence of the indicates that no choice is required.
- Alpha-numeric characters in place of indicate that no other alternatives are available.

HOW TO BUILD A MODEL NUMBER

A Select basic model.



Lounge Seating

20 Series™ Table Boss Design

Delivered
Pricing

\$ 611

SPECIAL SERVICES

Special Carton Marking

With specially marked information N/C

Shipping

Shipped **k.d. freight prepaid f.o.b. High Point, North Carolina 27263** factory.
Freight class #175.

Specifications and prices are subject to change without prior notice.

Lounge Seating

Jovi™ General Information



Table Sofa

Features

Left and right armrest version

•

General Dimensions

Seat height

17-3/4"

Dimensions

Overall width

74"

Overall depth

25.2"

Overall height

28.3"



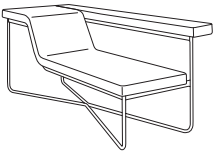
INFORMATION

Warranty

Refer to KI Terms & Conditions document
or visit ki.com

Lounge Seating

Jovi™

	MODEL	Features	MODEL NUMBER		Approx. Packaged Weight
			Basic Model	Upholstery Color	
 <p>JOVI</p>	Lounge Chair • Mat chrome dipped tubular steel frame • Black plastic glides (Left armrest version shown)	Left armrest	TABLESOFA.L	<input type="checkbox"/> <input type="checkbox"/>	110.0#
		Right armrest	TABLESOFA.R	<input type="checkbox"/> <input type="checkbox"/>	110.0#

A

B

HOW TO ORDER

Indicate the following information on order form:

1. Quantity of each item.
2. Model number, including options. See "How To Build a Model Number".
3. Any special service required.

- Note:
- The indicates that a choice is required.
 - The absence of the indicates that no choice is required.
 - Alpha-numeric characters in place of indicate that no other alternatives are available.

HOW TO BUILD A MODEL NUMBER

- A** Select basic model.
- B** Select upholstery color. Refer to color addendum at ki.com.



Upholstery

\$ 6984

6984

SPECIAL SERVICES

Special Carton Marking

With specially marked information N/C

Shipping

Shipped **assembled freight prepaid f.o.b. Culemborg, Netherlands** factory. Freight class #175.

Specifications and prices are subject to change without prior notice.

Task Seating

Exude General Information



**Armless Task Chair
(EXUDE/NA)**



**Task Armchair
(EXUDE/WA)**

Features

Leather	•	•
Seat height adjustment	•	•

General Dimensions

Seat height	15-3/4" - 21-3/4"	15-3/4" - 21-3/4"
-------------	-------------------	-------------------

Overall Dimensions

Overall width	27-1/2"	27-1/2"
Overall depth	27-1/2"	27-1/2"
Overall height	40-1/2" - 46-1/2"	40-1/2" - 46-1/2"





INFORMATION

Warranty

Refer to KI Terms & Conditions document
or visit ki.com

Task Seating

Exude™ Chair

	MODEL	MODEL NUMBER	
		Basic Model	Approx. Packaged Weight
 EXUD	Armless Task Chair <ul style="list-style-type: none"> • Black leather • 5 blade aluminum base • Carpet casters • Knee tilt mechanism 	EXUDE/NA	42.0#
 EXUD	Task Armchair <ul style="list-style-type: none"> • Black leather • Chrome plated steel arms with black leather armpads • 5 blade aluminum base • Carpet casters • Knee tilt mechanism 	EXUDE/WA	42.0#

A

HOW TO ORDER

Indicate the following information on order form:

1. Quantity of each item.
2. Model number, including options. See "How To Build a Model Number".
3. Any special service required.

- Note:
- The indicates that a choice is required.
 - The absence of the indicates that no choice is required.
 - Alpha-numeric characters in place of indicate that no other alternatives are available.

HOW TO BUILD A MODEL NUMBER

- A** Select basic model.



Task Seating

Exude™ Chair

Delivered
Pricing

\$ 2219

\$ 2641

SPECIAL SERVICES

Special Carton Marking

With specially marked information N/C

Shipping

Shipped **assembled freight prepaid f.o.b. Tupelo, Mississippi 38804** factory. Freight class #300.

Specifications and prices are subject to change without prior notice.



KI
1330 Bellevue Street
P.O. Box 8100
Green Bay, Wisconsin 54308-8100
1-800-424-2432
www.ki.com

KI and Furnishing Knowledge
are registered trademarks
of Krueger International, Inc.

© 2013 Krueger International, Inc.
All Rights Reserved.
Code KI-11602/KI/PDF/1113