

January 3, 2011  
Updated January 2, 2017  
800-424-2432





# Contents

Refer to KI Terms & Conditions document or visit [ki.com](http://ki.com).

---

<b>Ordering C.O.M., C.O.L., and C.O.V.</b>	Bonduel, Green Bay, Laverne, nd Tupelo	2
	Shipping Location	4
<b>Activity Tables</b>	General Information	6
	Oxford™	8
<b>Intellect® Activity Tables</b>	General Information	16
	Activity Tables	18
<b>1000 Series Chairs</b>	General Information	26
	Chairs	28
<b>Index</b>		36

---

# Ordering C.O.M., C.O.L., and C.O.V.

Bonduel, Green Bay, Laverne, and Tupelo

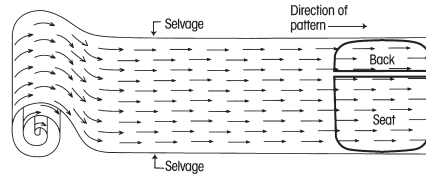
### How to Specify C.O.M. Upholstery

Textile designs often have intricate patterns. Not all individuals will interpret fabric direction in the same manner.

As a standard procedure, KI cuts fabrics off the roll in a horizontal fashion as shown in Diagram A at the right. By cutting in this fashion, most waste is eliminated. Our requirements for yardage in this book are based on this type of cutting. When directional or patterned fabrics are used, they often require more yardage than solid colors.

By providing KI with a completely filled-out copy of the form on this page, we will be able to expedite your order. We find it particularly helpful with directional or patterned upholstery material. It is critical that copies of this form accompany test quantities as well as production quantities of C.O.M.

C.O.M. must be supplied in continuous yardage.



### C.O.M., C.O.L. and C.O.V. Testing

KI will require for testing actual yardage to upholster one chair. The testing requirements depend on which chair you have selected on your order.

Test samples will be applied to the order and will be held for 6 months if needed. After 6 months, the sample can no longer be applied to your order. For all products to be tested, send test samples for approval to:

**KI**  
**Attn: C.O.M. Specialist**  
**1687 Westminster Drive, Gate 3**  
**Green Bay WI 54302**

To expedite the procedure, attach a copy of the "C.O.M. Information Form" on this page.

All C.O.M., C.O.L. and C.O.V. must be labeled with the purchase order number.

### C.O.M., C.O.L. and C.O.V. Production

Customer's fabrics and leathers must be approved prior to acceptance for production. Upon test approval, a 1" square sample swatch of upholstery material must accompany the order. KI assumes no responsibility for wear, defects or performance of customer's own fabrics, vinyl or leather. C.O.M., C.O.L. and C.O.V. orders are available on a deferred delivery basis.

Orders for production of C.O.M., C.O.L. and C.O.V. upholstered products are not scheduled for processing until upholstery material is received. Upon receipt, KI will provide an acknowledgement and an estimated shipping date.

KI recommends that leather be ordered in yardage. Leather must be usable. The outer edges cannot be calculated as square feet or yardage.

The C.O.M., C.O.L. and C.O.V. yardage requirements accompanying products in the pricing section are for 10 chairs/seats or less, 54" wide nondirectional material. On larger orders, less material is required.

For exact production yardage requirements, call 1-800-424-2432, ext. 2707.

### C.O.M., C.O.L. and C.O.V. Order Processing

For products shipped from Green Bay, WI facility, ship upholstery material to:

**KI**  
**Attn: C.O.M. Storage**  
**1687 Westminster Drive, Gate 3**  
**Green Bay, WI 54302**

For products shipped from Tupelo, MS facility ship material to:

**KI Tupelo**  
**Attn: C.O.M. Storage**  
**2112 South Green Street**  
**Tupelo, MS 38801**

For products shipped from Bonduel, WI facility, ship material to:

**KI**  
**Attn: C.O.M. Storage**  
**204 West South Street**  
**Bonduel, WI 54107**

For products shipped from Ontario, CA facility, ship material to:

**Avail/Impress/Kismet/Medical & Laboratory Stools/Pilot**  
**Attn: C.O.M. Storage**  
**1110 S. Mildred Ave.**  
**Ontario, CA 91761**

### Intricate Patterns

In the event of specific requirements for positioning of intricate patterns or pattern repeats on seats and backrests, provide a sketch noting requirements, as in Diagram B, along with materials for testing, and with the order.

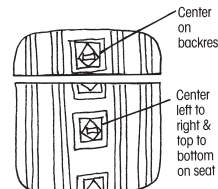


Diagram B

### Treated Materials

If C.O.M. requires processing such as Scotchgard® or acrylic backing, it often shrinks. To prevent delays in delivery or back ordering due to shrinkage, please have your processor remeasure after processing and assure adequate yardage shipment.

### Split Orders

If a portion of the shipment which does not require C.O.M., C.O.L. or C.O.V. applications is to be processed and shipped early, KI will enter the order immediately at your request. These split shipments are subject to minimum order changes.

Contact the C.O.M. Specialist at 1-800-424-2432, ext. 2707, with questions or to verify a split order.

### Excess Upholstery Material

KI will dispose of excess upholstery material at the time of shipment unless expressly requested to return it with the product shipment.

### Cancelled or Changed Orders

KI assumes no responsibility for extra C.O.M., C.O.L. or C.O.V. material due to a change of upholstery or cancellation of an order. It is the customer's responsibility to arrange for return of this material.

### C.O.M., C.O.L. and C.O.V. Information Form

A copy of this form should accompany test requests and production orders. Please fill it out completely, and, if your order has been acknowledged, provide the acknowledgement number.

Purchasing Agent (Dealer or buying organization) \_\_\_\_\_  
 Attention \_\_\_\_\_  
 Address \_\_\_\_\_  
 City \_\_\_\_\_ State \_\_\_\_\_ Zip \_\_\_\_\_  
 Project Name \_\_\_\_\_  
 Type of seating and number of units of each type \_\_\_\_\_

Please see information below and check the appropriate box.

Submitted for testing.

Test approved. Submitted for production.

Purchase Order Number \_\_\_\_\_

KI Acknowledgement Number \_\_\_\_\_

In all instances, send this form to the C.O.M. Specialist.

A Selvage Top and Bottom



B Selvage Side and Side





Ordering C.O.M., C.O.L., and C.O.V.  
Bonduel, Green Bay, Laverne, and Tupelo



# Ordering C.O.M., C.O.L., and C.O.V.

Shipping Location

## C.O.M. SHIPPING LOCATION



### Architectural Walls

Genius Walls ..... MN

### Casegoods

Dante Benches ..... AG  
Darwin Tackboards ..... MN  
Aristotle Tackboards ..... MN

### Classroom Furniture

360° Classroom Furniture ..... BW  
Intellect Wave Chairs ..... GB  
Dorsal 1090 Chairs ..... GB  
Learn2 ..... GB

### Desking

700 Series Desking ..... KP  
Balance Overheads ..... MN  
Genesis Desking ..... MN  
True Desking ..... KP  
Universal Overheads ..... MN  
WorkZone Desking ..... MN

### Files & Storage

700 Series Pedestal Cushion ..... GB  
U-Series Pedestal Cushion ..... GB

### Fixed Seating

Concerto Auditorium Seating ..... BW  
Single Pedestal Seating ..... GB  
Jury Base Seating ..... GB  
Lancaster Auditorium Seating ..... BW  
Sequence Seating ..... GB  
University Seating ..... GB

### Panel Systems

All Terrain ..... KP  
Balance Overheads ..... MN  
System 3000 ..... MN  
Universal Overheads ..... MN

Wireworks ..... MN  
Unite ..... MN

### Residence Hall Furniture

RoomScape Furniture ..... MN

### Screens

True/Volition ..... KP  
Genesis ..... KP

### Seating

100 Series Folding Chairs ..... BW  
300 Series Folding Chairs ..... BW  
600 Series Stools ..... BW  
700 Series Folding Chairs ..... BW  
1000 Series ..... GB  
Aerdyn Guest Seating ..... HN  
Affina Collection ..... HN  
Arissa Lounge ..... HN  
Altus Task Chairs ..... TM  
Apply Stack Chairs ..... GB  
Auditorium Folding Chairs ..... BW  
Avail Task Chairs ..... OM  
Bantam Guest Seating ..... HN  
Boss Design Chairs ..... HN  
Cinturon Lounge & Professional Seating .. HN  
Cody Lounge Seating ..... HN  
Connection Zone Privacy Booths ..... HN  
Doni Collection ..... GB  
Dorsal Stack & Tandem Seating ..... GB  
Engage Task Chairs & Stools ..... GB  
Front Row Seats (Silk Screening) ..... BW  
GateOne Public Seating ..... BW  
Grazie Seating ..... GB  
Hub Modular Lounge Seating ..... HN  
Impress Task Chairs ..... OM  
Impress Ultra Task Chairs ..... OM  
Jessa Lounge Seating ..... HN  
Jubi Guest Chair ..... GB

Kismet Task/Guest Chairs & Stools ..... OM  
Kurv Benches ..... HN  
LaResta Day Beds ..... HN  
Maestro Stack Chairs ..... GB  
Matrix Stack Chairs ..... GB  
Medical & Laboratory Stools ..... OM  
Mesa Lounge & Task Seating ..... HN  
MyWay Seating ..... HN  
Neena Benches ..... HN  
Opt4 ..... GB  
Perry Stack Chairs ..... GB  
Perth Multiple & Healthcare Seating ..... HN  
Perth II Healthcare Seating ..... HN  
Pilot Task Chairs ..... OM  
Piretti Stack Chairs ..... GB  
Promenade Seating System ..... BW  
Rapture Stack Chairs & Stools ..... GB  
Relax Lounge Seating ..... HN  
Rose Healthcare ..... BW  
Sela Lounge Seating ..... HN  
Sift Task Chairs ..... TM  
Silhouette Stack Chairs & Stools ..... BW  
Soltice Metal Collection ..... HN  
Soltice Multiple, Healthcare & Guest ..... HN  
Soltice II Healthcare Seating ..... HN  
Strive Multiple, Stack & Task ..... GB  
Sway ..... BW  
Tea Cup Lounge Seating ..... HN  
Torsion-on-the-Go! Nesting Chairs ..... GB  
Torsion Air Stack and Task Seating ..... GB  
Torsion Stack and Task Seating ..... GB  
Versa Stack Chairs & Stools ..... GB

## KI Manufacturing Sites - Customer's Own Material Shipment Manufacturing Site Addresses

### AG

Contact KI at  
1-800-424-2432

### GB

KI Green Bay  
Attn: COM Storage  
1687 Westminster Drive - Gate 3  
Green Bay, WI 54302

### HN

KI-HN  
Attn: COM Storage  
217 Feld Avenue  
High Point, NC 27263

### KP

KI Pembroke  
Attn: COM Storage  
1000 Olympic Dr.  
Pembroke, Ontario K8A6X7

### MN

KI Manitowoc  
Attn: COM Storage  
1400 S. 41st St.  
Manitowoc, WI 54220

### BW

KI Bonduel  
Attn: COM Storage  
204 West South St.  
Bonduel, WI 54107

### KI Crossroads

Attn: Brianne Linn  
280 North Road  
Clinton County  
Industrial Park  
McElhattan, PA 17748

### OM

KI-Impress  
Attn: COM Storage  
1110 S. Mildred Ave.  
Ontario, CA 91761

### TM

KI Tupelo  
2112 South Green St.  
Tupelo, MS 38804



Ordering C.O.M., C.O.L., and C.O.V.  
Shipping Location



# Activity Tables

## General Information



Trapezoidal Activity Table (OT35)



Round Activity Table (OR4)



Kidney Shape Activity Table (OK4)

### Features

Solid core top	•	•	•
High-pressure laminate surface	•	•	•
Oxford-fixed legs, round	•	•	•
Oxford adjustable legs, round	•	•	•
Round vinyl T-edge	•	•	•



Oxford Fixed Height Legs



Oxford Adjustable Height Legs



Laminate; 1-1/4" round vinyl bullnose edge (54B)

### SPECIFICATIONS

#### Tops

1-1/4" thick high-density particleboard core with high-pressure laminate top and phenolic backing sheet.

#### Bright Chrome Finish

Surfaces are chrome finished.

#### Enamel Finish

Non-chipping enamel is electrostatically applied, then baked; alkyd urea formula.

#### Oxford Fixed Height Legs

1-1/4" o.d., 18-gauge seam-welded tubular steel. 11-gauge steel anchor plate welded to each leg, with 5/16" solid steel rod supports welded to leg and anchor plate. Legs fasten to top with screws. Self-leveling glides.

#### Oxford Adjustable Height Legs

1-1/4" o.d., 18-gauge seam-welded tubular steel. Telescoping lower section of tubular steel in bright chrome finish; locks with set screw in 1" increments in a 21"-29" height range.





---



**INFORMATION**

**Warranty**

Refer to KI Terms & Conditions document or visit [ki.com](http://ki.com)

# Activity Tables

Oxford

	MODEL	Features	SIZE	MODEL NUMBER				Approx. Packaged Weight
				Basic Model	Frame Color	Surface Finish	Edge Color	
 <p>OX</p>	<b>Rectangular</b> <ul style="list-style-type: none"> <li>Seam-welded tubular steel legs</li> <li>Solid core top with high pressure laminate surface</li> <li>Laminate top</li> <li>54B vinyl bullnose edge</li> <li>Self-leveling glides</li> <li>Available with bright chrome or enamel legs</li> <li>29" height</li> </ul>		18 x 60"	0155	<input type="checkbox"/>	<input type="checkbox"/>	<input type="checkbox"/>	77.0#
		Chrome	18 x 60"	0155/CH		<input type="checkbox"/>	<input type="checkbox"/>	77.0#
			18 x 84"	0157	<input type="checkbox"/>	<input type="checkbox"/>	<input type="checkbox"/>	107.0#
		Chrome	18 x 84"	0157/CH		<input type="checkbox"/>	<input type="checkbox"/>	107.0#
			24 x 48"	024	<input type="checkbox"/>	<input type="checkbox"/>	<input type="checkbox"/>	81.0#
		Chrome	24 x 48"	024/CH		<input type="checkbox"/>	<input type="checkbox"/>	81.0#
			24 x 54"	0245	<input type="checkbox"/>	<input type="checkbox"/>	<input type="checkbox"/>	83.0#
		Chrome	24 x 54"	0245/CH		<input type="checkbox"/>	<input type="checkbox"/>	83.0#
			30 x 48"	0254	<input type="checkbox"/>	<input type="checkbox"/>	<input type="checkbox"/>	118.0#
		Chrome	30 x 48"	0254/CH		<input type="checkbox"/>	<input type="checkbox"/>	118.0#
			30 x 60"	0255	<input type="checkbox"/>	<input type="checkbox"/>	<input type="checkbox"/>	125.0#
		Chrome	30 x 60"	0255/CH		<input type="checkbox"/>	<input type="checkbox"/>	125.0#
			30 x 72"	0256	<input type="checkbox"/>	<input type="checkbox"/>	<input type="checkbox"/>	150.0#
		Chrome	30 x 72"	0256/CH		<input type="checkbox"/>	<input type="checkbox"/>	150.0#
			30 x 96"	0258	<input type="checkbox"/>	<input type="checkbox"/>	<input type="checkbox"/>	188.0#
		Chrome	30 x 96"	0258/CH		<input type="checkbox"/>	<input type="checkbox"/>	188.0#
			36 x 60"	035	<input type="checkbox"/>	<input type="checkbox"/>	<input type="checkbox"/>	156.0#
		Chrome	36 x 60"	035/CH		<input type="checkbox"/>	<input type="checkbox"/>	156.0#
			36 x 72"	036	<input type="checkbox"/>	<input type="checkbox"/>	<input type="checkbox"/>	169.0#
		Chrome	36 x 72"	036/CH		<input type="checkbox"/>	<input type="checkbox"/>	169.0#
	36 x 96"	038	<input type="checkbox"/>	<input type="checkbox"/>	<input type="checkbox"/>	128.0#		
Chrome	36 x 96"	038/CH		<input type="checkbox"/>	<input type="checkbox"/>	128.0#		
 <p>OX</p>	<b>Square</b> <ul style="list-style-type: none"> <li>Seam-welded tubular steel legs</li> <li>Solid core top with high pressure laminate surface</li> <li>Laminate top</li> <li>54B vinyl bullnose edge</li> <li>Self-leveling glides</li> <li>Available with bright chrome or enamel legs</li> <li>29" height</li> </ul>		36 x 36"	033	<input type="checkbox"/>	<input type="checkbox"/>	<input type="checkbox"/>	108.0#
		Chrome	36 x 36"	033/CH		<input type="checkbox"/>	<input type="checkbox"/>	108.0#

**A**   **B**   **C**   **D**

## HOW TO ORDER

Indicate the following information on order form:

- Quantity of each item.
- Model number, including options. See "How To Build a Model Number".
- Any special service required.

Note: • The  indicates that a choice is required.

- The absence of the  indicates that no choice is required.
- Alpha-numeric characters in place of  indicate that no other alternatives are available.

## HOW TO BUILD A MODEL NUMBER

- A** Select basic model.
- B** Select frame color.  
Refer to color addendum at [ki.com](http://ki.com) or KI Fabrics & Finishes binder.
- C** Select surface finish.  
Refer to color addendum at [ki.com](http://ki.com) or KI Fabrics & Finishes binder.  
Surface finish offerings are based on edge style selections.
- D** Select edge color.  
Refer to color addendum at [ki.com](http://ki.com) or KI Fabrics & Finishes binder.  
Edge color offerings are based on edge style selections.



Delivered Pricing	Freight Excluded Pricing
\$ 263	\$ 214
277	225
306	249
323	261
288	234
297	248
303	248
319	259
318	257
330	269
345	279
360	293
370	301
387	315
511	415
525	427
368	298
383	311
398	323
413	335
552	449
569	462
\$ 303	\$ 248
320	260

## SPECIAL SERVICES

### Special Carton Marking

With specially marked information N/C



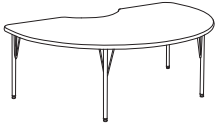
### Shipping

Shipped **knockdown f.o.b. (freight excluded) or freight prepaid f.o.b. (delivered)** Bonduel, Wisconsin 54107 factory. Freight class #85.

Specifications and prices are subject to change without prior notice.

# Activity Tables

Oxford

	MODEL	Features	SIZE	MODEL NUMBER				Approx. Packaged Weight
				Basic Model	Frame Color	Surface Finish	Edge Color	
 <p>OX</p>	<b>Trapezoidal</b> • Seam-welded tubular steel legs • Solid core top with high pressure laminate surface • 54B vinyl bullnose edge • Self-leveling glides • Available with bright chrome or enamel legs • 29" height		24 x 24 x 48"	OT24	<input type="checkbox"/> <input type="checkbox"/>	<input type="checkbox"/> <input type="checkbox"/> <input type="checkbox"/> <input type="checkbox"/>	<input type="checkbox"/> <input type="checkbox"/> <input type="checkbox"/> <input type="checkbox"/>	56.0#
		Chrome	24 x 24 x 48"	OT24/CH		<input type="checkbox"/> <input type="checkbox"/> <input type="checkbox"/> <input type="checkbox"/>	<input type="checkbox"/> <input type="checkbox"/> <input type="checkbox"/> <input type="checkbox"/>	56.0#
			30 x 30 x 60"	OT35	<input type="checkbox"/> <input type="checkbox"/>	<input type="checkbox"/> <input type="checkbox"/> <input type="checkbox"/> <input type="checkbox"/>	<input type="checkbox"/> <input type="checkbox"/> <input type="checkbox"/> <input type="checkbox"/>	83.0#
		Chrome	30 x 30 x 60"	OT35/CH		<input type="checkbox"/> <input type="checkbox"/> <input type="checkbox"/> <input type="checkbox"/>	<input type="checkbox"/> <input type="checkbox"/> <input type="checkbox"/> <input type="checkbox"/>	83.0#
 <p>OX</p>	<b>Round</b> • Seam-welded tubular steel legs • Solid core top with high pressure laminate surface • 54B vinyl bullnose edge • Self-leveling glides • Available with bright chrome or enamel legs • 29" height		36" Diameter	OR3	<input type="checkbox"/> <input type="checkbox"/>	<input type="checkbox"/> <input type="checkbox"/> <input type="checkbox"/> <input type="checkbox"/>	<input type="checkbox"/> <input type="checkbox"/> <input type="checkbox"/> <input type="checkbox"/>	44.0#
		Chrome	36" Diameter	OR3/CH		<input type="checkbox"/> <input type="checkbox"/> <input type="checkbox"/> <input type="checkbox"/>	<input type="checkbox"/> <input type="checkbox"/> <input type="checkbox"/> <input type="checkbox"/>	44.0#
			42" Diameter	OR35	<input type="checkbox"/> <input type="checkbox"/>	<input type="checkbox"/> <input type="checkbox"/> <input type="checkbox"/> <input type="checkbox"/>	<input type="checkbox"/> <input type="checkbox"/> <input type="checkbox"/> <input type="checkbox"/>	64.0#
		Chrome	42" Diameter	OR35/CH		<input type="checkbox"/> <input type="checkbox"/> <input type="checkbox"/> <input type="checkbox"/>	<input type="checkbox"/> <input type="checkbox"/> <input type="checkbox"/> <input type="checkbox"/>	64.0#
			48" Diameter	OR4	<input type="checkbox"/> <input type="checkbox"/>	<input type="checkbox"/> <input type="checkbox"/> <input type="checkbox"/> <input type="checkbox"/>	<input type="checkbox"/> <input type="checkbox"/> <input type="checkbox"/> <input type="checkbox"/>	72.0#
		Chrome	48" Diameter	OR4/CH		<input type="checkbox"/> <input type="checkbox"/> <input type="checkbox"/> <input type="checkbox"/>	<input type="checkbox"/> <input type="checkbox"/> <input type="checkbox"/> <input type="checkbox"/>	72.0#
 <p>OX</p>	<b>Kidney Shape</b> • Seam-welded tubular steel legs • Solid core top with high pressure laminate surface • 54B vinyl bullnose edge • Self-leveling glides • Available with bright chrome or enamel legs • 29" height		48 x 72"	OK4	<input type="checkbox"/> <input type="checkbox"/>	<input type="checkbox"/> <input type="checkbox"/> <input type="checkbox"/> <input type="checkbox"/>	<input type="checkbox"/> <input type="checkbox"/> <input type="checkbox"/> <input type="checkbox"/>	108.0#
		Chrome	48 x 72"	OK4/CH		<input type="checkbox"/> <input type="checkbox"/> <input type="checkbox"/> <input type="checkbox"/>	<input type="checkbox"/> <input type="checkbox"/> <input type="checkbox"/> <input type="checkbox"/>	108.0#
HRDPT	<b>Oxford Fixed Height Leg Sets</b> • 1-1/4" tubular steel • Self-leveling glides • Packed 2 leg sets (8 legs) per carton • Price per set (4 legs)	Chrome		FTL.0/CH				12.0#
				FTL.1	<input type="checkbox"/> <input type="checkbox"/>			12.0#

**A**   **B**   **C**   **D**

## HOW TO ORDER

Indicate the following information on order form:

- Quantity of each item.
- Model number, including options. See "How To Build a Model Number".
- Any special service required.

Note: • The  indicates that a choice is required.

- The absence of the  indicates that no choice is required.
- Alpha-numeric characters in place of  indicate that no other alternatives are available.

## HOW TO BUILD A MODEL NUMBER

- A** Select basic model.
- B** Select frame color.  
Refer to color addendum at ki.com or KI Fabrics & Finishes binder.
- C** Select surface finish.  
Refer to color addendum at ki.com or KI Fabrics & Finishes binder.  
Surface finish offerings are based on edge style selections.
- D** Select edge color.  
Refer to color addendum at ki.com or KI Fabrics & Finishes binder.  
Edge color offerings are based on edge style selections.



Delivered Pricing	Freight Excluded Pricing
\$ 261	\$ 213
277	226
304	249
320	260

\$ 319	\$ 259
334	271
388	316
402	326
398	323
413	335
510	413
523	426
\$ 590	\$ 480
604	491

\$ 79	\$ 79
64	64

**SPECIAL SERVICES**

**Special Carton Marking**

With specially marked information N/C



**Shipping**

Shipped **knockdown f.o.b. (freight excluded) or freight prepaid f.o.b. (delivered)** Bonduel, Wisconsin 54107 factory. Freight class #85.

Specifications and prices are subject to change without prior notice.

# Activity Tables

Oxford

	MODEL	Features	SIZE	MODEL NUMBER				Approx. Packaged Weight
				Basic Model	Frame Color	Surface Finish	Edge Color	
 <p>OX</p>	<b>Rectangular</b> <ul style="list-style-type: none"> <li>Seam-welded tubular steel legs</li> <li>Solid core top with high pressure laminate surface</li> <li>Laminate top</li> <li>54B vinyl bullnose edge</li> <li>Self-leveling glides</li> <li>Available with bright chrome or enamel legs</li> <li>21"-29" height</li> </ul>		18 x 60"	O155/A	<input type="checkbox"/> <input type="checkbox"/>	<input type="checkbox"/> <input type="checkbox"/> <input type="checkbox"/> <input type="checkbox"/>	<input type="checkbox"/> <input type="checkbox"/> <input type="checkbox"/> <input type="checkbox"/>	77.0#
		Chrome	18 x 60"	O155/ACH		<input type="checkbox"/> <input type="checkbox"/> <input type="checkbox"/> <input type="checkbox"/>	<input type="checkbox"/> <input type="checkbox"/> <input type="checkbox"/> <input type="checkbox"/>	77.0#
			18 x 84"	O157/A	<input type="checkbox"/> <input type="checkbox"/>	<input type="checkbox"/> <input type="checkbox"/> <input type="checkbox"/> <input type="checkbox"/>	<input type="checkbox"/> <input type="checkbox"/> <input type="checkbox"/> <input type="checkbox"/>	107.0#
		Chrome	18 x 84"	O157/ACH		<input type="checkbox"/> <input type="checkbox"/> <input type="checkbox"/> <input type="checkbox"/>	<input type="checkbox"/> <input type="checkbox"/> <input type="checkbox"/> <input type="checkbox"/>	107.0#
			24 x 48"	O24/A	<input type="checkbox"/> <input type="checkbox"/>	<input type="checkbox"/> <input type="checkbox"/> <input type="checkbox"/> <input type="checkbox"/>	<input type="checkbox"/> <input type="checkbox"/> <input type="checkbox"/> <input type="checkbox"/>	81.0#
		Chrome	24 x 48"	O24/ACH		<input type="checkbox"/> <input type="checkbox"/> <input type="checkbox"/> <input type="checkbox"/>	<input type="checkbox"/> <input type="checkbox"/> <input type="checkbox"/> <input type="checkbox"/>	81.0#
			24 x 54"	O245/A	<input type="checkbox"/> <input type="checkbox"/>	<input type="checkbox"/> <input type="checkbox"/> <input type="checkbox"/> <input type="checkbox"/>	<input type="checkbox"/> <input type="checkbox"/> <input type="checkbox"/> <input type="checkbox"/>	83.0#
		Chrome	24 x 54"	O245/ACH		<input type="checkbox"/> <input type="checkbox"/> <input type="checkbox"/> <input type="checkbox"/>	<input type="checkbox"/> <input type="checkbox"/> <input type="checkbox"/> <input type="checkbox"/>	83.0#
			30 x 48"	O254/A	<input type="checkbox"/> <input type="checkbox"/>	<input type="checkbox"/> <input type="checkbox"/> <input type="checkbox"/> <input type="checkbox"/>	<input type="checkbox"/> <input type="checkbox"/> <input type="checkbox"/> <input type="checkbox"/>	118.0#
		Chrome	30 x 48"	O254/ACH		<input type="checkbox"/> <input type="checkbox"/> <input type="checkbox"/> <input type="checkbox"/>	<input type="checkbox"/> <input type="checkbox"/> <input type="checkbox"/> <input type="checkbox"/>	118.0#
			30 x 60"	O255/A	<input type="checkbox"/> <input type="checkbox"/>	<input type="checkbox"/> <input type="checkbox"/> <input type="checkbox"/> <input type="checkbox"/>	<input type="checkbox"/> <input type="checkbox"/> <input type="checkbox"/> <input type="checkbox"/>	125.0#
		Chrome	30 x 60"	O255/ACH		<input type="checkbox"/> <input type="checkbox"/> <input type="checkbox"/> <input type="checkbox"/>	<input type="checkbox"/> <input type="checkbox"/> <input type="checkbox"/> <input type="checkbox"/>	125.0#
			30 x 72"	O256/A	<input type="checkbox"/> <input type="checkbox"/>	<input type="checkbox"/> <input type="checkbox"/> <input type="checkbox"/> <input type="checkbox"/>	<input type="checkbox"/> <input type="checkbox"/> <input type="checkbox"/> <input type="checkbox"/>	150.0#
		Chrome	30 x 72"	O256/ACH		<input type="checkbox"/> <input type="checkbox"/> <input type="checkbox"/> <input type="checkbox"/>	<input type="checkbox"/> <input type="checkbox"/> <input type="checkbox"/> <input type="checkbox"/>	150.0#
			30 x 96"	O258/A	<input type="checkbox"/> <input type="checkbox"/>	<input type="checkbox"/> <input type="checkbox"/> <input type="checkbox"/> <input type="checkbox"/>	<input type="checkbox"/> <input type="checkbox"/> <input type="checkbox"/> <input type="checkbox"/>	188.0#
		Chrome	30 x 96"	O258/ACH		<input type="checkbox"/> <input type="checkbox"/> <input type="checkbox"/> <input type="checkbox"/>	<input type="checkbox"/> <input type="checkbox"/> <input type="checkbox"/> <input type="checkbox"/>	188.0#
			36 x 60"	O35/A	<input type="checkbox"/> <input type="checkbox"/>	<input type="checkbox"/> <input type="checkbox"/> <input type="checkbox"/> <input type="checkbox"/>	<input type="checkbox"/> <input type="checkbox"/> <input type="checkbox"/> <input type="checkbox"/>	156.0#
		Chrome	36 x 60"	O35/ACH		<input type="checkbox"/> <input type="checkbox"/> <input type="checkbox"/> <input type="checkbox"/>	<input type="checkbox"/> <input type="checkbox"/> <input type="checkbox"/> <input type="checkbox"/>	156.0#
			36 x 72"	O36/A	<input type="checkbox"/> <input type="checkbox"/>	<input type="checkbox"/> <input type="checkbox"/> <input type="checkbox"/> <input type="checkbox"/>	<input type="checkbox"/> <input type="checkbox"/> <input type="checkbox"/> <input type="checkbox"/>	169.0#
		Chrome	36 x 72"	O36/ACH		<input type="checkbox"/> <input type="checkbox"/> <input type="checkbox"/> <input type="checkbox"/>	<input type="checkbox"/> <input type="checkbox"/> <input type="checkbox"/> <input type="checkbox"/>	169.0#
	36 x 96"	O38/A	<input type="checkbox"/> <input type="checkbox"/>	<input type="checkbox"/> <input type="checkbox"/> <input type="checkbox"/> <input type="checkbox"/>	<input type="checkbox"/> <input type="checkbox"/> <input type="checkbox"/> <input type="checkbox"/>	128.0#		
Chrome	36 x 96"	O38/ACH		<input type="checkbox"/> <input type="checkbox"/> <input type="checkbox"/> <input type="checkbox"/>	<input type="checkbox"/> <input type="checkbox"/> <input type="checkbox"/> <input type="checkbox"/>	128.0#		
 <p>OX</p>	<b>Square</b> <ul style="list-style-type: none"> <li>Seam-welded tubular steel legs</li> <li>Solid core top with high pressure laminate surface</li> <li>Laminate top</li> <li>54B vinyl bullnose edge</li> <li>Self-leveling glides</li> <li>Available with bright chrome or enamel legs</li> <li>21"-29" height</li> </ul>		36 x 36"	O33/A	<input type="checkbox"/> <input type="checkbox"/>	<input type="checkbox"/> <input type="checkbox"/> <input type="checkbox"/> <input type="checkbox"/>	<input type="checkbox"/> <input type="checkbox"/> <input type="checkbox"/> <input type="checkbox"/>	108.0#
		Chrome	36 x 36"	O33/ACH		<input type="checkbox"/> <input type="checkbox"/> <input type="checkbox"/> <input type="checkbox"/>	<input type="checkbox"/> <input type="checkbox"/> <input type="checkbox"/> <input type="checkbox"/>	108.0#

**A**   **B**   **C**   **D**

## HOW TO ORDER

Indicate the following information on order form:

- Quantity of each item.
- Model number, including options. See "How To Build a Model Number".
- Any special service required.

Note:

- The  indicates that a choice is required.
- The absence of the  indicates that no choice is required.
- Alpha-numeric characters in place of  indicate that no other alternatives are available.

## HOW TO BUILD A MODEL NUMBER

- A** Select basic model.
- B** Select frame color. Refer to color addendum at [ki.com](http://ki.com) or KI Fabrics & Finishes binder.
- C** Select surface finish. Refer to color addendum at [ki.com](http://ki.com) or KI Fabrics & Finishes binder. Surface finish offerings are based on edge style selections.
- D** Select edge color. Refer to color addendum at [ki.com](http://ki.com) or KI Fabrics & Finishes binder. Edge color offerings are based on edge style selections.



Delivered Pricing	Freight Excluded Pricing
\$ 279	\$ 226
293	237
321	260
338	273
303	248
319	259
319	259
334	271
333	269
350	284
360	293
375	304
387	315
401	325
525	427
542	441
383	311
399	323
413	335
429	350
569	462
581	475
\$ 319	\$ 259
335	272

**SPECIAL SERVICES**

**Special Carton Marking**

With specially marked information N/C



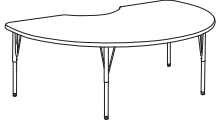
**Shipping**

Shipped **knockdown f.o.b. (freight excluded) or freight prepaid f.o.b. (delivered)** Bonduel, Wisconsin 54107 factory. Freight class #85.

Specifications and prices are subject to change without prior notice.

# Activity Tables

Oxford

	MODEL	Features	SIZE	MODEL NUMBER				Approx. Packaged Weight
				Basic Model	Frame Color	Surface Finish	Edge Color	
 OX	<b>Trapezoidal</b> <ul style="list-style-type: none"> <li>Seam-welded tubular steel legs</li> <li>Solid core top with high pressure laminate surface</li> <li>54B vinyl bullnose edge</li> <li>Self-leveling glides</li> <li>Available with bright chrome or enamel legs</li> <li>21"-29" height</li> </ul>		24 x 24 x 48"	OT24/A	<input type="checkbox"/> <input type="checkbox"/>	<input type="checkbox"/> <input type="checkbox"/> <input type="checkbox"/> <input type="checkbox"/>	<input type="checkbox"/> <input type="checkbox"/> <input type="checkbox"/> <input type="checkbox"/>	56.0#
		Chrome	24 x 24 x 48"	OT24/ACH		<input type="checkbox"/> <input type="checkbox"/> <input type="checkbox"/> <input type="checkbox"/>	<input type="checkbox"/> <input type="checkbox"/> <input type="checkbox"/> <input type="checkbox"/>	56.0#
			30 x 30 x 60"	OT35/A	<input type="checkbox"/> <input type="checkbox"/>	<input type="checkbox"/> <input type="checkbox"/> <input type="checkbox"/> <input type="checkbox"/>	<input type="checkbox"/> <input type="checkbox"/> <input type="checkbox"/> <input type="checkbox"/>	83.0#
		Chrome	30 x 30 x 60"	OT35/ACH		<input type="checkbox"/> <input type="checkbox"/> <input type="checkbox"/> <input type="checkbox"/>	<input type="checkbox"/> <input type="checkbox"/> <input type="checkbox"/> <input type="checkbox"/>	83.0#
 OX	<b>Round</b> <ul style="list-style-type: none"> <li>Seam-welded tubular steel legs</li> <li>Solid core top with high pressure laminate surface</li> <li>54B vinyl bullnose edge</li> <li>Self-leveling glides</li> <li>Available with bright chrome or enamel legs</li> <li>21"-29" height</li> </ul>		36" Diameter	OR3/A	<input type="checkbox"/> <input type="checkbox"/>	<input type="checkbox"/> <input type="checkbox"/> <input type="checkbox"/> <input type="checkbox"/>	<input type="checkbox"/> <input type="checkbox"/> <input type="checkbox"/> <input type="checkbox"/>	44.0#
		Chrome	36" Diameter	OR3/ACH		<input type="checkbox"/> <input type="checkbox"/> <input type="checkbox"/> <input type="checkbox"/>	<input type="checkbox"/> <input type="checkbox"/> <input type="checkbox"/> <input type="checkbox"/>	44.0#
			42" Diameter	OR35/A	<input type="checkbox"/> <input type="checkbox"/>	<input type="checkbox"/> <input type="checkbox"/> <input type="checkbox"/> <input type="checkbox"/>	<input type="checkbox"/> <input type="checkbox"/> <input type="checkbox"/> <input type="checkbox"/>	64.0#
		Chrome	42" Diameter	OR35/ACH		<input type="checkbox"/> <input type="checkbox"/> <input type="checkbox"/> <input type="checkbox"/>	<input type="checkbox"/> <input type="checkbox"/> <input type="checkbox"/> <input type="checkbox"/>	64.0#
			48" Diameter	OR4/A	<input type="checkbox"/> <input type="checkbox"/>	<input type="checkbox"/> <input type="checkbox"/> <input type="checkbox"/> <input type="checkbox"/>	<input type="checkbox"/> <input type="checkbox"/> <input type="checkbox"/> <input type="checkbox"/>	72.0#
		Chrome	48" Diameter	OR4/ACH		<input type="checkbox"/> <input type="checkbox"/> <input type="checkbox"/> <input type="checkbox"/>	<input type="checkbox"/> <input type="checkbox"/> <input type="checkbox"/> <input type="checkbox"/>	72.0#
			60" Diameter	OR5/A	<input type="checkbox"/> <input type="checkbox"/>	<input type="checkbox"/> <input type="checkbox"/> <input type="checkbox"/> <input type="checkbox"/>	<input type="checkbox"/> <input type="checkbox"/> <input type="checkbox"/> <input type="checkbox"/>	118.0#
	Chrome	60" Diameter	OR5/ACH		<input type="checkbox"/> <input type="checkbox"/> <input type="checkbox"/> <input type="checkbox"/>	<input type="checkbox"/> <input type="checkbox"/> <input type="checkbox"/> <input type="checkbox"/>	118.0#	
 OX	<b>Kidney Shape</b> <ul style="list-style-type: none"> <li>Seam-welded tubular steel legs</li> <li>Solid core top with high pressure laminate surface</li> <li>54B vinyl bullnose edge</li> <li>Self-leveling glides</li> <li>Available with bright chrome or enamel legs</li> <li>21"-29" height</li> </ul>		48 x 72"	OK4/A	<input type="checkbox"/> <input type="checkbox"/>	<input type="checkbox"/> <input type="checkbox"/> <input type="checkbox"/> <input type="checkbox"/>	<input type="checkbox"/> <input type="checkbox"/> <input type="checkbox"/> <input type="checkbox"/>	108.0#
		Chrome	48 x 72"	OK4/ACH		<input type="checkbox"/> <input type="checkbox"/> <input type="checkbox"/> <input type="checkbox"/>	<input type="checkbox"/> <input type="checkbox"/> <input type="checkbox"/> <input type="checkbox"/>	108.0#
HRDPT	<b>Oxford Adjustable Height Leg Sets</b> <ul style="list-style-type: none"> <li>1-1/4" tubular steel with telescoping lower leg section</li> <li>Height adjustment 21"-29" in 1" increments (includes allowance for 1-1/4" top)</li> <li>Self-leveling glides</li> <li>Packed 2 leg sets (8 legs) per carton</li> <li>Price per set (4 legs)</li> </ul>	Chrome		FATL.0/CH				15.0#
				FATL.1	<input type="checkbox"/> <input type="checkbox"/>			15.0#

A
B
C
D

## HOW TO ORDER

Indicate the following information on order form:

- Quantity of each item.
- Model number, including options. See "How To Build a Model Number".
- Any special service required.

Note: • The  indicates that a choice is required.

- The absence of the  indicates that no choice is required.
- Alpha-numeric characters in place of  indicate that no other alternatives are available.

## HOW TO BUILD A MODEL NUMBER

- A** Select basic model.
- B** Select frame color.  
Refer to color addendum at [ki.com](http://ki.com) or KI Fabrics & Finishes binder.
- C** Select surface finish.  
Refer to color addendum at [ki.com](http://ki.com) or KI Fabrics & Finishes binder.  
Surface finish offerings are based on edge style selections.
- D** Select edge color.  
Refer to color addendum at [ki.com](http://ki.com) or KI Fabrics & Finishes binder.  
Edge color offerings are based on edge style selections.





Delivered Pricing	Freight Excluded Pricing
\$ 277	\$ 226
294	238
320	260
335	272

\$ 334	\$ 271
351	285
413	335
429	350
402	326
419	341
523	426
541	440
\$ 604	\$ 491
621	507

\$ 85	\$ 85
72	72

**SPECIAL SERVICES**

**Special Carton Marking**

With specially marked information N/C

**Shipping**

Shipped **knockdown f.o.b. (freight excluded) or freight prepaid f.o.b. (delivered) Bonduel, Wisconsin 54107** factory. Freight class #85.

Specifications and prices are subject to change without prior notice.

# Intellect<sup>®</sup> Activity Tables

General Information



Rectangular Table

Square Table

Round Table

Quarter (1/4) Round Table

Sixth (1/6) Round Table

Kidney Shape Table

## Features

High-pressure laminate top	•	•	•	•	•	•
Round vinyl T-edge	•	•	•	•	•	•
Adjustable glides	•	•	•	•	•	•
Adjustable legs	•	•	•	•	•	•

## Dimensions

Height range	22" - 32"	22" - 32"	22" - 32"	22" - 32"	22" - 32"	22" - 32"
Width range	18" - 36"	36" - 48"	36" - 60"	24" - 30"	24" - 30"	48"
Length range	36" - 72"	36" - 48"	36" - 60"	56" - 64"	50" - 56"	72"



Laminate; 1-1/4" round vinyl bullnose edge; 2" radius corner (54B)

## SPECIFICATIONS

### Tops

1-1/8" thick high-density particleboard core with a .030 thick high-pressure laminate top and .028 thick phenolic backing sheet. Round vinyl T-mold edge. Generous 2" corner radius helps prevent sharp projections. Tops are pre-drilled.

### Adjustable-Height Legs

1.04" x 1.79" OD 15-gauge elliptical steel tube welded to a heavy 11-gauge steel plate. Top section of leg powder coat finish. Hybrid powder coating is electro-statically applied. Finish is chemical-resistant, hard, tough and mar-resistant. Telescoping lower section of 0.85" x 1.60" OD 15-gauge elliptical steel tube in bright chrome finish; locks with 1/4" screw in 1" increments in a 22"-32" height range. Legs fasten to top with #12-1" long Phillips head screws.

### Glides

Swivel type adjustable glide with non-


marring floor contact insert. Glide has 3/4" adjustment range.

### Book Box

Optional solid, molded thermoplastic polypropylene book box installs quickly to underside of the top with #12-1" Phillips head screws. Translucent finish helps provide safe environment while allowing for some degree of personal privacy. Molded-in pencil tray keeps items conveniently inside book box within easy reach, not on the floor or in the back of the book box. Measures 15" wide, 14" deep, and 4" high.

### Book Bag Hook

Optional book bag hook formed from 1/4" solid wire rod quickly installs to underside of the top with #12-1" Phillips head screws. Chrome finish provides long lasting wear resistance.



**Plastic Book Box**



**Book Bag Hook**

## Features

Dimensions		
Height	4"	2-3/4"
Width	15"	3"
Depth	14"	2"


## INFORMATION

### Warranty

Refer to KI Terms & Conditions document or visit [ki.com](http://ki.com)

# Intellect® Activity Tables

Activity Tables

MODEL	A x B	MODEL NUMBER				Approx. Packaged Weight
		Basic Model	Frame Color	Surface Finish	Edge Color	
 <p>ETR</p> <p><b>Rectangular Tables</b></p> <ul style="list-style-type: none"> <li>• Models ending in /A = black frame</li> <li>• Models ending in /ANS = colored frame</li> </ul>	18 x 60"	E1860/A	<input type="checkbox"/>		<input type="checkbox"/>	60.0#
	18 x 60"	E1860/ANS	<input type="checkbox"/>		<input type="checkbox"/>	60.0#
	18 x 84"	E1884/A	<input type="checkbox"/>		<input type="checkbox"/>	75.0#
	18 x 84"	E1884/ANS	<input type="checkbox"/>		<input type="checkbox"/>	75.0#
	20 x 36"	E2036/A	<input type="checkbox"/>		<input type="checkbox"/>	45.0#
	20 x 36"	E2036/ANS	<input type="checkbox"/>		<input type="checkbox"/>	45.0#
	20 x 48"	E2048/A	<input type="checkbox"/>		<input type="checkbox"/>	55.0#
	20 x 48"	E2048/ANS	<input type="checkbox"/>		<input type="checkbox"/>	55.0#
	20 x 60"	E2060/A	<input type="checkbox"/>		<input type="checkbox"/>	65.0#
	20 x 60"	E2060/ANS	<input type="checkbox"/>		<input type="checkbox"/>	65.0#
	24 x 36"	E2436/A	<input type="checkbox"/>		<input type="checkbox"/>	55.0#
	24 x 36"	E2436/ANS	<input type="checkbox"/>		<input type="checkbox"/>	55.0#
	24 x 48"	E2448/A	<input type="checkbox"/>		<input type="checkbox"/>	60.0#
	24 x 48"	E2448/ANS	<input type="checkbox"/>		<input type="checkbox"/>	60.0#
	24 x 54"	E2454/A	<input type="checkbox"/>		<input type="checkbox"/>	65.0#
	24 x 54"	E2454/ANS	<input type="checkbox"/>		<input type="checkbox"/>	65.0#
	24 x 60"	E2460/A	<input type="checkbox"/>		<input type="checkbox"/>	70.0#
	24 x 60"	E2460/ANS	<input type="checkbox"/>		<input type="checkbox"/>	70.0#
	30 x 48"	E3048/A	<input type="checkbox"/>		<input type="checkbox"/>	70.0#
	30 x 48"	E3048/ANS	<input type="checkbox"/>		<input type="checkbox"/>	70.0#
30 x 60"	E3060/A	<input type="checkbox"/>		<input type="checkbox"/>	85.0#	
30 x 60"	E3060/ANS	<input type="checkbox"/>		<input type="checkbox"/>	85.0#	
30 x 72"	E3072/A	<input type="checkbox"/>		<input type="checkbox"/>	100.0#	
30 x 72"	E3072/ANS	<input type="checkbox"/>		<input type="checkbox"/>	100.0#	
36 x 60"	E3660/A	<input type="checkbox"/>		<input type="checkbox"/>	100.0#	
36 x 60"	E3660/ANS	<input type="checkbox"/>		<input type="checkbox"/>	100.0#	
36 x 72"	E3672/A	<input type="checkbox"/>		<input type="checkbox"/>	115.0#	
36 x 72"	E3672/ANS	<input type="checkbox"/>		<input type="checkbox"/>	115.0#	

A

B

C

D

## HOW TO ORDER

Indicate the following information on order form:

1. Quantity of each item.
2. Model number, including options. See "How To Build a Model Number".
3. Any special service required.

Note: • The  indicates that a choice is required.

- The absence of the  indicates that no choice is required.
- Alpha-numeric characters in place of  indicate that no other alternatives are available.

## HOW TO BUILD A MODEL NUMBER

- A** Select basic model.
- B** Select frame color.  
Refer to color addendum at [ki.com](http://ki.com) or KI Fabrics & Finishes binder.
- C** Select surface finish.  
Refer to color addendum at [ki.com](http://ki.com) or KI Fabrics & Finishes binder.  
Surface finish offerings are based on edge style selections.
- D** Select edge color.  
Refer to color addendum at [ki.com](http://ki.com) or KI Fabrics & Finishes binder.  
Edge color offerings are based on edge style selections.



Delivered Pricing	Freight Excluded Pricing
\$ 268	\$ 218
299	249
309	251
338	281
246	207
275	235
259	217
287	247
284	239
313	268
269	226
299	256
293	238
322	267
306	249
336	279
308	259
337	289
320	260
350	290
346	281
375	311
371	301
402	331
368	299
399	329
399	323
428	354

#### SPECIAL SERVICES

##### Special Carton Marking

With specially marked information N/C



##### Shipping

Shipped **knockdown f.o.b. (freight excluded) or freight prepaid f.o.b. (delivered)** Bonduel, Wisconsin 54107 factory. Freight class #85.

Specifications and prices are subject to change without prior notice.

# Intellect® Activity Tables

Activity Tables

	MODEL	A x B	MODEL NUMBER				Approx. Packaged Weight
			Basic Model	Frame Color	Surface Finish	Edge Color	
 ETS	<b>Square Tables</b> • Models ending in /A = black frame • Models ending in /ANS = colored frame	36 x 36"	E36S/A	<input type="checkbox"/> <input type="checkbox"/>		<input type="checkbox"/> <input type="checkbox"/> <input type="checkbox"/> <input type="checkbox"/>	65.0#
		36 x 36"	E36S/ANS	<input type="checkbox"/> <input type="checkbox"/>		<input type="checkbox"/> <input type="checkbox"/> <input type="checkbox"/> <input type="checkbox"/>	65.0#
		48 x 48"	E48S/A	<input type="checkbox"/> <input type="checkbox"/>		<input type="checkbox"/> <input type="checkbox"/> <input type="checkbox"/> <input type="checkbox"/>	90.0#
		48 x 48"	E48S/ANS	<input type="checkbox"/> <input type="checkbox"/>		<input type="checkbox"/> <input type="checkbox"/> <input type="checkbox"/> <input type="checkbox"/>	90.0#
 ETC	<b>Round Tables</b> • Models ending in /A = black frame • Models ending in /ANS = colored frame	36" Diameter	E36R/A	<input type="checkbox"/> <input type="checkbox"/>		<input type="checkbox"/> <input type="checkbox"/> <input type="checkbox"/> <input type="checkbox"/>	60.0#
		36" Diameter	E36R/ANS	<input type="checkbox"/> <input type="checkbox"/>		<input type="checkbox"/> <input type="checkbox"/> <input type="checkbox"/> <input type="checkbox"/>	60.0#
		48" Diameter	E48R/A	<input type="checkbox"/> <input type="checkbox"/>		<input type="checkbox"/> <input type="checkbox"/> <input type="checkbox"/> <input type="checkbox"/>	85.0#
		48" Diameter	E48R/ANS	<input type="checkbox"/> <input type="checkbox"/>		<input type="checkbox"/> <input type="checkbox"/> <input type="checkbox"/> <input type="checkbox"/>	85.0#
		60" Diameter	E60R/A	<input type="checkbox"/> <input type="checkbox"/>		<input type="checkbox"/> <input type="checkbox"/> <input type="checkbox"/> <input type="checkbox"/>	125.0#
		60" Diameter	E60R/ANS	<input type="checkbox"/> <input type="checkbox"/>		<input type="checkbox"/> <input type="checkbox"/> <input type="checkbox"/> <input type="checkbox"/>	125.0#

**A**      **B**      **C**      **D**

## HOW TO ORDER

Indicate the following information on order form:

- Quantity of each item.
- Model number, including options. See "How To Build a Model Number".
- Any special service required.

Note: • The  indicates that a choice is required.

- The absence of the  indicates that no choice is required.
- Alpha-numeric characters in place of  indicate that no other alternatives are available.

## HOW TO BUILD A MODEL NUMBER

- A** Select basic model.
- B** Select frame color.  
Refer to color addendum at [ki.com](http://ki.com) or KI Fabrics & Finishes binder.
- C** Select surface finish.  
Refer to color addendum at [ki.com](http://ki.com) or KI Fabrics & Finishes binder.  
Surface finish offerings are based on edge style selections.
- D** Select edge color.  
Refer to color addendum at [ki.com](http://ki.com) or KI Fabrics & Finishes binder.  
Edge color offerings are based on edge style selections.



Delivered Pricing	Freight Excluded Pricing
\$ 306	\$ 249
336	279
311	262
340	291
\$ 321	\$ 261
351	291
386	314
417	345
505	409
534	439

**SPECIAL SERVICES**
**Special Carton Marking**

With specially marked information N/C




**Shipping**

 Shipped **knockdown f.o.b. (freight excluded) or freight prepaid f.o.b. (delivered)** Bonduel, Wisconsin 54107 factory. Freight class #85.

Specifications and prices are subject to change without prior notice.

# Intellect<sup>®</sup> Activity Tables

Activity Tables

MODEL	A x B	MODEL NUMBER				Approx. Packaged Weight
		Basic Model	Frame Color	Surface Finish	Edge Color	
 <p><b>Quarter (1/4) Round Tables</b></p> <ul style="list-style-type: none"> <li>• Models ending in /A = black frame</li> <li>• Models ending in /ANS = colored frame</li> </ul>	42 x 24 x 56"	E424/A	<input type="checkbox"/>		<input type="checkbox"/>	60.0#
	42 x 24 x 56"	E424/ANS	<input type="checkbox"/>		<input type="checkbox"/>	60.0#
	48 x 30 x 64"	E430/A	<input type="checkbox"/>		<input type="checkbox"/>	75.0#
	48 x 30 x 64"	E430/ANS	<input type="checkbox"/>		<input type="checkbox"/>	75.0#
ET4						
 <p><b>Sixth (1/6) Round Tables</b></p> <ul style="list-style-type: none"> <li>• Models ending in /A = black frame</li> <li>• Models ending in /ANS = colored frame</li> </ul>	45 x 24 x 50"	E624/A	<input type="checkbox"/>		<input type="checkbox"/>	60.0#
	45 x 24 x 50"	E624/ANS	<input type="checkbox"/>		<input type="checkbox"/>	60.0#
	51 x 30 x 56"	E630/A	<input type="checkbox"/>		<input type="checkbox"/>	70.0#
	51 x 30 x 56"	E630/ANS	<input type="checkbox"/>		<input type="checkbox"/>	70.0#
ET6						
 <p><b>Kidney Shape Tables</b></p> <ul style="list-style-type: none"> <li>• Models ending in /A = black frame</li> <li>• Models ending in /ANS = colored frame</li> </ul>	48 x 72"	E4872K/A	<input type="checkbox"/>		<input type="checkbox"/>	120.0#
	48 x 72"	E4872K/ANS	<input type="checkbox"/>		<input type="checkbox"/>	120.0#
ETK						
			<b>A</b>	<b>B</b>	<b>C</b>	<b>D</b>

## HOW TO ORDER

Indicate the following information on order form:

1. Quantity of each item.
2. Model number, including options. See "How To Build a Model Number".
3. Any special service required.

Note:

- The  indicates that a choice is required.
- The absence of the  indicates that no choice is required.
- Alpha-numeric characters in place of  indicate that no other alternatives are available.

## HOW TO BUILD A MODEL NUMBER

- A** Select basic model.
- B** Select frame color.  
Refer to color addendum at [ki.com](http://ki.com) or KI Fabrics & Finishes binder.
- C** Select surface finish.  
Refer to color addendum at [ki.com](http://ki.com) or KI Fabrics & Finishes binder.  
Surface finish offerings are based on edge style selections.
- D** Select edge color.  
Refer to color addendum at [ki.com](http://ki.com) or KI Fabrics & Finishes binder.  
Edge color offerings are based on edge style selections.





Delivered Pricing	Freight Excluded Pricing
\$ 312	\$ 262
340	293
332	276
376	306
\$ 309	\$ 260
338	290
329	276
359	306
\$ 582	\$ 473
612	504

**SPECIAL SERVICES**

**Special Carton Marking**

With specially marked information N/C

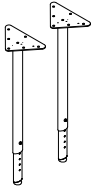
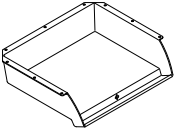

**Shipping**

Shipped **knockdown f.o.b. (freight excluded) or freight prepaid f.o.b. (delivered)** Bonduel, Wisconsin 54107 factory. Freight class #85.

Specifications and prices are subject to change without prior notice.

# Intellect® Activity Tables

Activity Tables

	MODEL	SIZE	MODEL NUMBER		Approx. Packaged Weight
			Basic Model	Frame Color	
	<b>Leg Set</b> • Seam-welded tubular steel legs • Self-leveling glides • Upper leg is powder coated paint • Lower leg is chromed • 22"-32" Adjustable height • Priced set of four legs • Model ETL = black frame • Model ETLNS = colored frame	22 - 32"	ETL	<input type="checkbox"/>	15.0#
		22 - 32"	ETLNS	<input type="checkbox"/>	15.0#
ETL					
	<b>Plastic Book Box</b> • 4" high x 14" deep x 15" wide • Translucent finish • Field installable		EPB		3.0#
ETBB					
	<b>Book Bag Hook</b> • 1/4" solid wire rod • Chrome finish • Field installable		EBH		3.0#
ETBB					

**A**

**B**

## HOW TO ORDER

Indicate the following information on order form:

1. Quantity of each item.
2. Model number, including options. See "How To Build a Model Number".
3. Any special service required.

Note:

- The  indicates that a choice is required.
- The absence of the  indicates that no choice is required.
- Alpha-numeric characters in place of  indicate that no other alternatives are available.

## HOW TO BUILD A MODEL NUMBER

- A** Select basic model.
- B** Select frame color.  
Refer to color addendum at [ki.com](http://ki.com) or KI Fabrics & Finishes binder.



Delivered Pricing	Freight Excluded Pricing
\$ 70	\$ 59
101	88
\$ 22	\$ 22
\$ 8	\$ 8

**SPECIAL SERVICES**

**Special Carton Marking**

With specially marked information N/C

**Shipping**

Shipped **knockdown f.o.b. (freight excluded) or freight prepaid f.o.b. (delivered)** Bonduel, Wisconsin 54107 factory. Freight class #85.

Specifications and prices are subject to change without prior notice.

# 1000 Series Chairs

## General Information



**Round Leg Stack Chair  
(1000/CH)**



**Stacking Tablet Arm  
Chair (1000TLS/CH/WA)**



**Nonstacking Tablet Arm  
Chair (1000TRN/CH/WA)**



**Square Leg Stack Chair  
(1060S/CH)**



**Nonstacking Fixed  
Tablet Armchair  
(1060TRN/CH/WA)**

### Features

Molded polypropylene shell	•	•	•	•	•
Seat/back cushion optional	•	•	•	•	•
Stackable	•	•		•	
Round tubular steel frame	•	•	•		
Square tubular steel frame				•	•
Powder-coated finish optional	•	•	•	•	•
Chrome finish	•	•	•	•	•
Fixed tablet arm					•
Ganging available	•	•	•	•	•

### General Dimensions

Seat width	18-1/4"	18-1/4"	18-1/4"	18-1/4"	18-1/4"
Seat depth	19-3/4"	19-3/4"	19-3/4"	19-3/4"	19-3/4"
Seat height	17-1/2"	17-1/2"	17-1/2"	17-3/4"	17-3/4"

### Overall Dimensions

Width	22"	24-3/4"	24-3/4"	21"	24"
Depth	22-1/4"	28"	28"	22-3/4"	27-3/4"
Height	31"	31"	31"	30-3/4"	30-3/4"

## SPECIFICATIONS

### Shells

One-piece contoured high-impact polypropylene. Heavy-duty construction with ribs to reinforce points of stress. Rolled edges for comfort and strength. Textured front and back. Fastens with four screws. Color permeates shell.

### Fixed Seat Cushion

1" polyfoam sealed to molded hardboard base. Factory-installed only. Replaceable; fasten with screws.

### Fixed Seat and Backrest Cushion

1" polyfoam sealed to molded hardboard base. Factory-installed only. Replaceable; fasten with screws.

### 1000/CH, 1000TRN/CH, 1000TRS/CH Stack Chair Legs

Two leg sections of 14-gauge, 3/4" o.d. seam-welded tubular steel welded into an integral unit by 2 die-formed steel

crossbraces at sides. Ganging models have steel knobs on crossbrace which lock into keyhole slot on crossbrace of adjacent chair. Self-leveling glides.

### 1000/CH, 1000TRN/CH, 1000TRS/CH Bookcracks

Fixed bookrack. Zinc-plated 5/16" and 1/4" diameter solid steel rod construction. Available on 1000 model and variations only. With bookrack, chairs do not stack.

### 1000TRS/CH Stacking Tablet Arm Chair Frame

14-gauge, 7/8" o.d. arm support is welded to leg frame and formed steel hinge and secured to tablet arm with screws. Tablet tips up for entry. Arm support is finished to match the legs. Table of 5/8" high-density particleboard, faced in high-pressure melamine laminate. Self-leveling glides.

### 1000TRS/CH Nonstacking Tablet Arm Chair Frame

Twin 16-gauge, 3/4" o.d. arm supports are

welded to legs and formed steel hinge, and secured to tablet with screws. Tablet tips up for entry. Arm support is finished to match legs. Tablets are 5/8" high-density particleboard with melamine laminate faced top and plastic backing sheet 12" wide by 23-3/4" deep. Self-leveling glides.

### 1060 Stack Chair Legs

Two leg sections of 18-gauge, 7/8" o.d. seam-welded square tubular steel are welded to two 14-gauge, 3/4" o.d. tubular steel seat mounting members. Nylon bumpers on insides of legs protect finish in stacking. Ganging models have interlocking steel rod loops welded to frame under seat which engage adjacent chairs. Plastic glides.

### 1060 Bookrack

Zinc-plated 1/4" and 7/16" diameter solid steel rod construction. Rack inserts into stack button holes in front and rear legs. Chairs do not stack with bookcracks attached.

### 1060TRN/CH Fixed Tablet Arm Chair Frame

18-gauge, 7/8" square tube frame welded to square legs. Finished to match legs. Tablets are 5/8" high-density particleboard with melamine laminate faced top and backing sheets. Nonstacking.

### Standard Bright Chrome Finish

Surfaces are chrome finished.

### Optional Powder-Coated Finish

Electrostatically-applied epoxy powder, baked-on.

### FD.BL Frame Stack Chair Dolly

May be used with polypropylene or fiberglass stack chairs. Tubular steel frame crossed at center and welded. 3" swivel casters. Caster housings are welded to frame. Nonchipping enamel is electrostatically applied, then baked-on, alkyd urea formula. Standard chair capacities permit passage through an 80" doorway.



# 1000 Series Chairs

General Information



**X-Frame Stack Chair Dolly (FD.BL)**

**Features**

<b>Capacity (permits passage through an 80" doorway)</b>	
1000 chairs	12
1000TA chairs	6
1060 chairs	13
<b>General Dimensions</b>	
Length	25"
Width	23-1/2"
Depth	
Height from floor	4-3/4"
Casters	4

**Fabric Disclaimer**

Fabric will be applied as swatched by the fabric manufacturer. Fabric that is required to be applied differently than is swatched will need a Special Cost Request written specifying the direction the fabric is to be applied. The posted standard lead time will apply to the Special Cost Request.



**INFORMATION**

**Warranty**

Refer to KI Terms & Conditions document or visit [ki.com](http://ki.com)

# 1000 Series Chairs

Chairs

MODEL	Features	MODEL NUMBER						
		Basic Model	Ganging Option	Frame Color	Shell Color	Tablet Arm Color	Upholstery Color	Glide Option
 <p><b>Round Leg Stack Chair</b></p> <ul style="list-style-type: none"> <li>Injection-molded polypropylene shell with rounded edges</li> <li>Textured finish</li> <li>Round tubular legs with bright chrome finish standard</li> <li>12 chairs on dolly pass through 80" doorway</li> <li>Ganger available for chrome finish only</li> </ul>	Unupholstered	1000	<input type="checkbox"/>	<input type="checkbox"/>	<input type="checkbox"/>		<input type="checkbox"/>	
	Uph Seat	1000U/SO	<input type="checkbox"/>	<input type="checkbox"/>	<input type="checkbox"/>	<input type="checkbox"/>	<input type="checkbox"/>	
	Uph Seat/Back	1000U/SB	<input type="checkbox"/>	<input type="checkbox"/>	<input type="checkbox"/>	<input type="checkbox"/>	<input type="checkbox"/>	
1000 1000U								
 <p><b>Stacking Tablet Arm Chair</b></p> <ul style="list-style-type: none"> <li>Injection-molded polypropylene shell with rounded edges</li> <li>Textured finish</li> <li>Round tubular legs with bright chrome finish standard</li> <li>Laminate tablet, right-hand standard</li> <li>6 chairs on dolly pass through 80" doorway</li> <li>Ganger available for chrome finish only</li> </ul>	Unuph, Right Hand	1000TRS	<input type="checkbox"/>	<input type="checkbox"/>	<input type="checkbox"/>	<input type="checkbox"/>	<input type="checkbox"/>	
	Uph Seat, Right Hand	1000TRS/SO	<input type="checkbox"/>	<input type="checkbox"/>	<input type="checkbox"/>	<input type="checkbox"/>	<input type="checkbox"/>	
	Uph Seat/Back, Right Hand	1000TRS/SB	<input type="checkbox"/>	<input type="checkbox"/>	<input type="checkbox"/>	<input type="checkbox"/>	<input type="checkbox"/>	
	Unuph, Left Hand	1000TLS	<input type="checkbox"/>	<input type="checkbox"/>	<input type="checkbox"/>	<input type="checkbox"/>	<input type="checkbox"/>	
	Uph Seat, Left Hand	1000TLS/SO	<input type="checkbox"/>	<input type="checkbox"/>	<input type="checkbox"/>	<input type="checkbox"/>	<input type="checkbox"/>	
	Uph Seat/Back, Left Hand	1000TLS/SB	<input type="checkbox"/>	<input type="checkbox"/>	<input type="checkbox"/>	<input type="checkbox"/>	<input type="checkbox"/>	
1000 1000U								

**A**   **B**   **C**   **D**   **E**   **F**   **G**

## HOW TO ORDER

Indicate the following information on order form:

- Quantity of each item.
- Model number, including options. See "How To Build a Model Number".
- Any special service required.

Note: • The  indicates that a choice is required.

- The absence of the  indicates that no choice is required.
- Alpha-numeric characters in place of  indicate that no other alternatives are available.

## HOW TO BUILD A MODEL NUMBER

- A** Select basic model.
- B** Select ganging option.
  - G** - Gangers
  - NG** - No gangers
- C** Select frame color. Refer to color addendum at ki.com or KI Fabrics & Finishes binder.
- D** Select shell color. Refer to color addendum at ki.com or KI Fabrics & Finishes binder.
- E** Select tablet arm color. Refer to color addendum at ki.com or KI Fabrics & Finishes binder.
- F** Select upholstery grade/color. Refer to color addendum at ki.com or KI Fabrics & Finishes binder.

- G** Select glide option.
  - PG** - Plastic glides (standard)
  - SS** - Stainless steel glide; add \$8
  - NS** - Non-skid glides; add \$15
 Upcharge is for set of 4 glides

## OPTIONS

### California TB133 Fire Safety Code

The above seating products can be manufactured using the appropriate flame-retardant materials for compliance to California Technical Bulletin 133. Add "FR" to end of model number.

Model=Unupholstered  
 Added Lead Time=1 week  
 Added List Price= \$24  
 Model=Upholstered Seat  
 Added Lead Time=1 week  
 Added List Price= \$50  
 Model=Upholstered Seat and Back  
 Added Lead Time=1 week  
 Added List Price= \$69

### Bookrack

Chair does not stack with bookrack attached. 20-1/2" W; 11" D.

Add "BR" to end of model number. List price upcharge is \$23.



# 1000 Series Chairs

Chairs

Approx. Packaged Weight	Delivered Pricing Unupholstered	Delivered Pricing Fabric Grade 1 & C.O.M.	Delivered Pricing Vinyl Group 2
11.0#	\$ 93		
12.0#	N/A	171	171
12.0#	N/A	247	247
24.0#	\$ 190		
25.0#	N/A	261	261
26.0#	N/A	334	334
24.0#	190		
25.0#	N/A	261	261
26.0#	N/A	334	334

Specify #45.0035 for field installation.  
4# Weight

**INFORMATION**

**Custom-Matched Polypropylene Shell Colors**

1000 Series: Any one color. Supply a 3" x 3" swatch for matching. Additional cost:  
 1-999 Shells = \$1146 Additional  
 1000-2499 Shells = \$680 Additional  
 2500+ Shells = No Additional Cost

**SPECIAL SERVICES**

**Special Carton Marking**

With specially marked information N/C

**Shipping**

Shipped **assembled freight prepaid f.o.b. Green Bay, Wisconsin 54302** factory. Freight class #125.

Specifications and prices are subject to change without prior notice.

# 1000 Series Chairs

Chairs



1000  
1000U

**MODEL**

**Nonstacking Tablet Arm Chair**

- Injection-molded polypropylene shell with rounded edges
- Textured finish
- Round tubular legs with bright chrome finish standard
- Laminate tablet, right-hand standard
- Ganger available for chrome finish only

**Features**

- Unuph, Right Hand
- Uph Seat, Right Hand
- Uph Seat/Back, Right Hand
- Unuph, Left Hand
- Uph Seat, Left Hand
- Uph Seat/Back, Left Hand

**MODEL NUMBER**

Basic Model	Ganging Option	Frame Color	Shell Color	Tablet Arm Color	Upholstery Color	Glide Option
1000TRN	<input type="checkbox"/>	<input type="checkbox"/>	<input type="checkbox"/>	<input type="checkbox"/>		<input type="checkbox"/>
1000TRN/SO	<input type="checkbox"/>	<input type="checkbox"/>	<input type="checkbox"/>	<input type="checkbox"/>	<input type="checkbox"/>	<input type="checkbox"/>
1000TRN/SB	<input type="checkbox"/>	<input type="checkbox"/>	<input type="checkbox"/>	<input type="checkbox"/>	<input type="checkbox"/>	<input type="checkbox"/>
1000TLN	<input type="checkbox"/>	<input type="checkbox"/>	<input type="checkbox"/>	<input type="checkbox"/>		<input type="checkbox"/>
1000TLN/SO	<input type="checkbox"/>	<input type="checkbox"/>	<input type="checkbox"/>	<input type="checkbox"/>	<input type="checkbox"/>	<input type="checkbox"/>
1000TLN/SB	<input type="checkbox"/>	<input type="checkbox"/>	<input type="checkbox"/>	<input type="checkbox"/>	<input type="checkbox"/>	<input type="checkbox"/>

**A**      **B**      **C**      **D**      **E**      **F**      **G**

**HOW TO ORDER**

Indicate the following information on order form:

1. Quantity of each item.
2. Model number, including options. See "How To Build a Model Number".
3. Any special service required.

Note: • The  indicates that a choice is required.

- The absence of the  indicates that no choice is required.
- Alpha-numeric characters in place of  indicate that no other alternatives are available.

**HOW TO BUILD A MODEL NUMBER**

- A** Select basic model.
- B** Select ganging option.  

<b>G</b>	- Gangers
<b>NG</b>	- No gangers
- C** Select frame color.  
Refer to color addendum at ki.com or KI Fabrics & Finishes binder.
- D** Select shell color.  
Refer to color addendum at ki.com or KI Fabrics & Finishes binder.
- E** Select tablet arm color.  
Refer to color addendum at ki.com or KI Fabrics & Finishes binder.
- F** Select upholstery grade/color.  
Refer to color addendum at ki.com or KI Fabrics & Finishes binder.

- G** Select glide option.  

<b>PG</b>	- Plastic glides (standard)
<b>SS</b>	- Stainless steel glide; add \$8
<b>NS</b>	- Non-skid glides; add \$15

 Upcharge is for set of 4 glides

**OPTIONS**

**California TB133 Fire Safety Code**  
 The above seating products can be manufactured using the appropriate flame-retardant materials for compliance to California Technical Bulletin 133. Add "FR" to end of model number.  
 Model=Unupholstered  
 Added Lead Time=1 week  
 Added List Price= \$24  
 Model=Upholstered Seat  
 Added Lead Time=1 week  
 Added List Price= \$50  
 Model=Upholstered Seat and Back  
 Added Lead Time=1 week  
 Added List Price= \$69

**Bookrack**  
 Chair does not stack with bookrack attached. 20-1/2" W; 11" D.  
 Add "BR" to end of model number. List price upcharge is \$23.





# 1000 Series Chairs

Chairs

Approx. Packaged Weight	Delivered Pricing Unupholstered	Delivered Pricing Fabric Grade 1 & C.O.M.	Delivered Pricing Vinyl Group 2
30.0#	\$ 180		
31.0#	N/A	261	261
32.0#	N/A	334	334
30.0#	180		
31.0#	N/A	261	261
32.0#	N/A	334	334

Specify #45.0035 for field installation.  
4# Weight

**INFORMATION**

**Custom-Matched Polypropylene Shell Colors**

1000 Series: Any one color. Supply a 3" x 3" swatch for matching. Additional cost:  
1-999 Shells = \$1146 Additional  
1000-2499 Shells = \$680 Additional  
2500+ Shells = No Additional Cost

**SPECIAL SERVICES**

**Special Carton Marking**

With specially marked information N/C



**Shipping**

Shipped **assembled freight prepaid f.o.b. Green Bay, Wisconsin 54302** factory. Freight class #125.

Specifications and prices are subject to change without prior notice.

# 1000 Series Chairs

Chairs

MODEL	Features	MODEL NUMBER					
		Basic Model	Ganging Option	Frame Color	Shell Color	Tablet Arm Color	Upholstery Color
 <p>1060 1060U</p>	<b>Square Leg Stack Chair</b>	1060S	<input type="checkbox"/>	<input type="checkbox"/>	<input type="checkbox"/>		
	• Injection-molded polypropylene shell with rounded edges	1060/SO	<input type="checkbox"/>	<input type="checkbox"/>	<input type="checkbox"/>		<input type="checkbox"/>
	• Textured finish	1060/SB	<input type="checkbox"/>	<input type="checkbox"/>	<input type="checkbox"/>		<input type="checkbox"/>
	• Seat plain, with seat cushion, or seat and backrest cushions						
 <p>1060 1060U</p>	<b>Nonstacking Fixed Oversized Tablet Arm Chair</b>	10600TLN	<input type="checkbox"/>	<input type="checkbox"/>	<input type="checkbox"/>	<input type="checkbox"/>	
	• Injection-molded polypropylene shell with rounded edges	10600TRN	<input type="checkbox"/>	<input type="checkbox"/>	<input type="checkbox"/>	<input type="checkbox"/>	
	• Textured finish	10600TLN/SO	<input type="checkbox"/>	<input type="checkbox"/>	<input type="checkbox"/>	<input type="checkbox"/>	<input type="checkbox"/>
	• Seat plain, with seat cushion, or seat and backrest cushions	10600TRN/SO	<input type="checkbox"/>	<input type="checkbox"/>	<input type="checkbox"/>	<input type="checkbox"/>	<input type="checkbox"/>
	• Square tubular legs and frame with bright chrome finish standard	10600TLN/SB	<input type="checkbox"/>	<input type="checkbox"/>	<input type="checkbox"/>	<input type="checkbox"/>	<input type="checkbox"/>
	• Ganger available for chrome finish only	10600TRN/SB	<input type="checkbox"/>	<input type="checkbox"/>	<input type="checkbox"/>	<input type="checkbox"/>	<input type="checkbox"/>

**A B C D E F**

## HOW TO ORDER

Indicate the following information on order form:

- Quantity of each item.
- Model number, including options. See "How To Build a Model Number".
- Any special service required.

Note: • The  indicates that a choice is required.

- The absence of the  indicates that no choice is required.
- Alpha-numeric characters in place of  indicate that no other alternatives are available.

## HOW TO BUILD A MODEL NUMBER

- A** Select basic model.
- B** Select ganging option.
 

<b>G</b>	- Gangers
<b>NG</b>	- No gangers
- C** Select frame color. Refer to color addendum at ki.com or KI Fabrics & Finishes binder.
- D** Select shell color. Refer to color addendum at ki.com or KI Fabrics & Finishes binder.
- E** Select tablet arm color. Refer to color addendum at ki.com or KI Fabrics & Finishes binder.
- F** Select upholstery grade/color. Refer to color addendum at ki.com or KI Fabrics & Finishes binder.

## OPTIONS

**California TB133 Fire Safety Code**  
 The above seating products can be manufactured using the appropriate flame-retardant materials for compliance to California Technical Bulletin 133. Add "FR" to end of model number.  
 Model=Unupholstered  
 Added Lead Time=1 week  
 Added List Price= \$24  
 Model=Upholstered Seat  
 Added Lead Time=1 week  
 Added List Price= \$50  
 Model=Upholstered Seat and Back  
 Added Lead Time=1 week  
 Added List Price= \$69

**Bookrack**  
 Chair does not stack with bookrack attached. 20-1/2" W; 11" D.  
 Add "BR" to end of model number. List price upcharge is \$23.

Specify #45.0035 for field installation.  
 4# Weight



# 1000 Series Chairs

Chairs

Approx. Packaged Weight	Delivered Pricing Unupholstered	Delivered Pricing Fabric Grade 1 & C.O.M.	Delivered Pricing Vinyl Group 2
12.0#	\$ 104		
12.0#	N/A	184	184
12.0#	N/A	258	258
30.0#	\$ 210		
30.0#	210		
31.0#	N/A	290	290
31.0#	N/A	290	290
31.0#	N/A	364	364
31.0#	N/A	364	364

**INFORMATION**

**Custom-Matched Polypropylene Shell Colors**

1000 Series: Any one color. Supply a 3" x 3" swatch for matching. Additional cost:  
 1-999 Shells = \$1146 Additional  
 1000-2499 Shells = \$680 Additional  
 2500+ Shells = No Additional Cost

**SPECIAL SERVICES**

**Special Carton Marking**

With specially marked information N/C


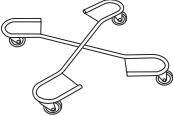
**Shipping**

Shipped **k.d. freight prepaid f.o.b. Green Bay, Wisconsin 54302** factory. Freight class #175.

Specifications and prices are subject to change without prior notice.

# 1000 Series Chairs

Chairs

MODEL	Features	MODEL NUMBER						
		Basic Model	Ganging Option	Frame Color	Shell Color	Tablet Arm Color	Upholstery Color	
 <p>1060 1060U</p>	<b>Nonstacking Standard Fixed Tablet Arm Chair</b> • Injection-molded polypropylene shell with rounded edges • Textured finish • Seat plain, with seat cushion, or seat and backrest cushions • Square tubular legs and frame with bright chrome finish standard • Ganger available for chrome finish only	Unuph, Left Hand	1060STLN	<input type="checkbox"/>	<input type="checkbox"/>	<input type="checkbox"/>	<input type="checkbox"/>	
		Unuph, Right Hand	1060STRN	<input type="checkbox"/>	<input type="checkbox"/>	<input type="checkbox"/>	<input type="checkbox"/>	
		Uph Seat, Left Hand	1060STLN/SO	<input type="checkbox"/>	<input type="checkbox"/>	<input type="checkbox"/>	<input type="checkbox"/>	<input type="checkbox"/>
		Uph Seat, Right Hand	1060STRN/SO	<input type="checkbox"/>	<input type="checkbox"/>	<input type="checkbox"/>	<input type="checkbox"/>	<input type="checkbox"/>
		Uph Seat/Back, Left Hand	1060STLN/SB	<input type="checkbox"/>	<input type="checkbox"/>	<input type="checkbox"/>	<input type="checkbox"/>	<input type="checkbox"/>
		Uph Seat/Back, Right Hand	1060STRN/SB	<input type="checkbox"/>	<input type="checkbox"/>	<input type="checkbox"/>	<input type="checkbox"/>	<input type="checkbox"/>
 <p>HRDPT</p>	<b>X-Frame Stack Chair Dolly</b> • Round tubular steel frame • For 1000 Series stack chairs • Four 3" swivel wheels • Black enamel finish only • 4-3/4" high from floor, empty		FD.BL					

**A**   **B**   **C**   **D**   **E**   **F**

## HOW TO ORDER

Indicate the following information on order form:

- Quantity of each item.
- Model number, including options. See "How To Build a Model Number".
- Any special service required.

Note: • The  indicates that a choice is required.

- The absence of the  indicates that no choice is required.
- Alpha-numeric characters in place of  indicate that no other alternatives are available.

## HOW TO BUILD A MODEL NUMBER

- A** Select basic model.
- B** Select ganging option.  

<b>G</b>	- Gangers
<b>NG</b>	- No gangers
- C** Select frame color.  
Refer to color addendum at ki.com or KI Fabrics & Finishes binder.
- D** Select shell color.  
Refer to color addendum at ki.com or KI Fabrics & Finishes binder.
- E** Select tablet arm color.  
Refer to color addendum at ki.com or KI Fabrics & Finishes binder.
- F** Select upholstery grade/color.  
Refer to color addendum at ki.com or KI Fabrics & Finishes binder.

## OPTIONS

**California TB133 Fire Safety Code**  
 The above seating products can be manufactured using the appropriate flame-retardant materials for compliance to California Technical Bulletin 133. Add "FR" to end of model number.  
 Model=Unupholstered  
 Added Lead Time=1 week  
 Added List Price= \$24  
 Model=Upholstered Seat  
 Added Lead Time=1 week  
 Added List Price= \$50  
 Model=Upholstered Seat and Back  
 Added Lead Time=1 week  
 Added List Price= \$69

**Bookrack**  
 Chair does not stack with bookrack attached.  
 20-1/2" W; 11" D.

Add "BR" to end of model number. List price upcharge is \$23.

Specify #45.0035 for field installation.  
 4# Weight



# 1000 Series Chairs

Chairs

Approx. Packaged Weight	Delivered Pricing Unupholstered	Delivered Pricing Fabric Grade 1 & C.O.M.	Delivered Pricing Vinyl Group 2
30.0#	\$ 210		
30.0#	210		
31.0#	N/A	290	290
31.0#	N/A	290	290
31.0#	N/A	364	364
31.0#	N/A	364	364
12.0#	\$ 208		

**INFORMATION**

**Custom-Matched Polypropylene Shell Colors**

1000 Series: Any one color. Supply a 3" x 3" swatch for matching. Additional cost:  
 1-999 Shells = \$1146 Additional  
 1000-2499 Shells = \$680 Additional  
 2500+ Shells = No Additional Cost

**SPECIAL SERVICES**

**Special Carton Marking**

With specially marked information N/C

**Shipping**

Shipped **k.d. freight prepaid f.o.b. Green Bay, Wisconsin 54302** factory. Freight class #175.

If ordering MD.S: Shipped **k.d. freight prepaid f.o.b. Tupelo, Mississippi 38804** factory.

Specifications and prices are subject to change without prior notice.

# Index

Model No.	Description	Page	Model No.	Description	Page
1000	Chairs: Round Leg Stack Chair	28			
1000TRN	Chairs: Nonstacking Tablet Arm Chair	30			
1000TRS	Chairs: Stacking Tablet Arm Chair	28			
1060OTLN	Chairs: Nonstacking Fixed Oversized Tablet Arm Chair	32			
1060S	Chairs: Square Leg Stack Chair	32			
1060STLN	Chairs: Nonstacking Standard Fixed Tablet Arm Chair	34			
E1860/A	Activity Tables: Rectangular Tables	18			
E36R/A	Activity Tables: Round Tables	20			
E36S/A	Activity Tables: Square Tables	20			
E424/A	Activity Tables: Quarter (1/4) Round Tables	22			
E4872K/A	Activity Tables: Kidney Shape Tables	22			
E624/A	Activity Tables: Sixth (1/6) Round Tables	22			
EBH	Activity Tables: Book Bag Hook	24			
EPB	Activity Tables: Plastic Book Box	24			
ETL	Activity Tables: Leg Set	24			
FATL.0/CH	Oxford™: Oxford Adjustable Height Leg Sets				
FD.BL	Chairs: X-Frame Stack Chair Dolly	34			
FTL.0/CH	Oxford™: Oxford Fixed Height Leg Sets				
O155	Oxford™: Rectangular	8			
O155/A	Oxford™: Rectangular				
O33	Oxford™: Square	8			
O33/A	Oxford™: Square				
OK4	Oxford™: Kidney Shape				
OK4/A	Oxford™: Kidney Shape				
OR3	Oxford™: Round				
OR3/A	Oxford™: Round				
OT24	Oxford™: Trapezoidal				
OT24/A	Oxford™: Trapezoidal				



---

Model No.	Description	Page	Model No.	Description	Page
-----------	-------------	------	-----------	-------------	------



KI  
1330 Bellevue Street  
P.O. Box 8100  
Green Bay, Wisconsin 54308-8100  
1-800-424-2432  
[www.ki.com](http://www.ki.com)

KI and Furnishing Knowledge  
are registered trademarks  
of Krueger International, Inc.

© 2011 KI  
All Rights Reserved.  
Litho in USA.  
Code KI-11492R1/KI/VL/211

Printed using only water-based inks,  
including metallics. Please recycle.