

Folding Chairs & Stools Price List ■

January 3, 2011

Updated January 6, 2017

800-424-2432



Contents

Refer to KI Terms & Conditions document or visit ki.com.

Ordering C.O.M., C.O.L., and C.O.V.			Medical and Laboratory General Information	112
Bonduel, Green Bay, Ontario, and Tupelo		2	Stools	114
Shipping Location		4	Index	116
Front Row Seating	Specifications Form	6		
Intellectual Property Authorization		8		
100, 300, 700 Series® Folding Chairs	General Information	10		
100 Series	Folding Chairs (Delivered Pricing)	14		
	Folding Chairs (Freight Excluded Pricing)	16		
300 Series	Folding Chairs (Delivered Pricing)	18		
	Folding Chairs (Freight Excluded Pricing)	20		
700 Series®	Folding Chairs (Delivered Pricing)	22		
	Folding Chairs (Freight Excluded Pricing)	24		
	Folding Chairs (Delivered Pricing)	26		
	Folding Chairs (Freight Excluded Pricing)	28		
Auditorium, Design Line Folding Chairs	General Information	30		
Auditorium	Folding Chairs (Delivered Pricing)	32		
	Folding Chairs (Freight Excluded Pricing)	34		
Design Line	Folding Chairs (Delivered Pricing)	36		
	Folding Chairs (Freight Excluded Pricing)	38		
Front Row Seats®	General Information	40		
	Folding Chairs (Delivered Pricing)	42		
	Folding Chairs (Freight Excluded Pricing)	44		
	Folding Chairs (Delivered Pricing)	46		
	Folding Chairs (Freight Excluded Pricing)	48		
Folding Chairs - 05	General Information	50		
	Folding Chairs (Delivered Pricing)	54		
	Folding Chairs (Freight Excluded Pricing)	56		
	Folding Chairs (Delivered Pricing)	58		
	Folding Chairs (Freight Excluded Pricing)	60		
	Folding Chairs (Delivered Pricing)	62		
	Folding Chairs (Freight Excluded Pricing)	64		
	Folding Chairs (Delivered Pricing)	66		
	Folding Chairs (Freight Excluded Pricing)	68		
Storage Caddies for Folding Chairs - 05	Folding Chairs (Delivered Pricing)	70		
	Folding Chairs (Freight Excluded Pricing)	72		
Novite™	General Information	74		
	Folding Chairs (Delivered Pricing)	76		
Folding Chair Storage and Accessories	General Information	78		
	Folding Chairs (Delivered Pricing)	80		
	Folding Chairs (Freight Excluded Pricing)	82		
	Folding Chairs (Delivered Pricing)	84		
	Folding Chairs (Freight Excluded Pricing)	86		
	Folding Chairs (Delivered Pricing)	88		
	Folding Chairs (Freight Excluded Pricing)	90		
Industrial/Mechanical Adjustable Stools	General Information	92		
600 Series	Industrial Stools (Delivered Pricing)	96		
	Industrial Stools (Freight Excluded Pricing)	98		
	Industrial Stools (Delivered Pricing)	100		
	Industrial Stools (Freight Excluded Pricing)	102		
	Industrial Stools (Delivered Pricing)	104		
	Industrial Stools (Freight Excluded Pricing)	106		
800 Series	Industrial Stools (Delivered Pricing)	108		
	Industrial Stools (Freight Excluded Pricing)	110		

Ordering C.O.M., C.O.L., and C.O.V.

Bonduel, Green Bay, Ontario, and Tupelo

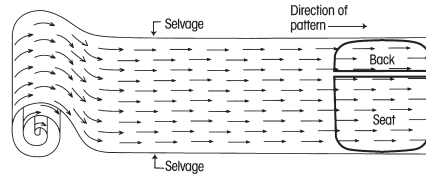
How to Specify C.O.M. Upholstery

Textile designs often have intricate patterns. Not all individuals will interpret fabric direction in the same manner.

As a standard procedure, KI cuts fabrics off the roll in a horizontal fashion as shown in Diagram A at the right. By cutting in this fashion, most waste is eliminated. Our requirements for yardage in this book are based on this type of cutting. When directional or patterned fabrics are used, they often require more yardage than solid colors.

By providing KI with a completely filled-out copy of the form on this page, we will be able to expedite your order. We find it particularly helpful with directional or patterned upholstery material. It is critical that copies of this form accompany test quantities as well as production quantities of C.O.M.

C.O.M. must be supplied in continuous yardage.



C.O.M., C.O.L. and C.O.V. Testing

KI will require for testing actual yardage to upholster one chair. The testing requirements depend on which chair you have selected on your order.

Test samples will be applied to the order and will be held for 6 months if needed. After 6 months, the sample can no longer be applied to your order. For all products to be tested, send test samples for approval to:

KI
Attn: C.O.M. Specialist
1687 Westminster Drive, Gate 3
Green Bay WI 54302

To expedite the procedure, attach a copy of the "C.O.M. Information Form" on this page.

All C.O.M., C.O.L. and C.O.V. must be labeled with the purchase order number.

C.O.M., C.O.L. and C.O.V. Production

Customer's fabrics and leathers must be approved prior to acceptance for production. Upon test approval, a 1" square sample swatch of upholstery material must accompany the order. KI assumes no responsibility for wear, defects or performance of customer's own fabrics, vinyl or leather. C.O.M., C.O.L. and C.O.V. orders are available on a deferred delivery basis.

Orders for production of C.O.M., C.O.L. and C.O.V. upholstered products are not scheduled for processing until upholstery material is received. Upon receipt, KI will provide an acknowledgement and an estimated shipping date.

KI recommends that leather be ordered in yardage. Leather must be usable. The outer edges cannot be calculated as square feet or yardage.

The C.O.M., C.O.L. and C.O.V. yardage requirements accompanying products in the pricing section are for 10 chairs/seats or less, 54" wide nondirectional material. On larger orders, less material is required.

For exact production yardage requirements, call 1-800-424-2432, ext. 2707.

C.O.M., C.O.L. and C.O.V. Order Processing

For products shipped from Green Bay, WI facility, ship upholstery material to:

KI
Attn: C.O.M. Storage
1687 Westminster Drive, Gate 3
Green Bay, WI 54302

For products shipped from Tupelo, MS facility ship material to:

KI Tupelo
Attn: C.O.M. Storage
2112 South Green Street
Tupelo, MS 38801

For products shipped from Bonduel, WI facility, ship material to:

KI
Attn: C.O.M. Storage
204 West South Street
Bonduel, WI 54107

For products shipped from Ontario, CA facility, ship material to:

Avail/Impress/Kismet/Medical & Laboratory Stools/Pilot
Attn: C.O.M. Storage
1110 S. Mildred Ave.
Ontario, CA 91761

Intricate Patterns

In the event of specific requirements for positioning of intricate patterns or pattern repeats on seats and backrests, provide a sketch noting requirements, as in Diagram B, along with materials for testing, and with the order.

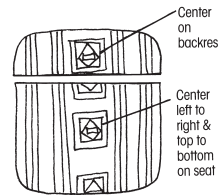


Diagram B

Treated Materials

If C.O.M. requires processing such as Scotchgard® or acrylic backing, it often shrinks. To prevent delays in delivery or back ordering due to shrinkage, please have your processor remeasure after processing and assure adequate yardage shipment.

Split Orders

If a portion of the shipment which does not require C.O.M., C.O.L. or C.O.V. applications is to be processed and shipped early, KI will enter the order immediately at your request. These split shipments are subject to minimum order changes.

Contact the C.O.M. Specialist at 1-800-424-2432, ext. 2707, with questions or to verify a split order.

Excess Upholstery Material

KI will dispose of excess upholstery material at the time of shipment unless expressly requested to return it with the product shipment.

Cancelled or Changed Orders

KI assumes no responsibility for extra C.O.M., C.O.L. or C.O.V. material due to a change of upholstery or cancellation of an order. It is the customer's responsibility to arrange for return of this material.

C.O.M., C.O.L. and C.O.V. Information Form

A copy of this form should accompany test requests and production orders. Please fill it out completely, and, if your order has been acknowledged, provide the acknowledgement number.

Purchasing Agent (Dealer or buying organization) _____
 Attention _____
 Address _____
 City _____ State _____ Zip _____
 Project Name _____
 Type of seating and number of units of each type _____

Please see information below and check the appropriate box.

Submitted for testing.

Test approved. Submitted for production.

Purchase Order Number _____

KI Acknowledgement Number _____

In all instances, send this form to the C.O.M. Specialist.

A Selvage Top and Bottom



B Selvage Side and Side





Ordering C.O.M., C.O.L., and C.O.V.

Bonduel, Green Bay, Ontario, and Tupelo



Ordering C.O.M., C.O.L., and C.O.V.

Shipping Location

C.O.M. SHIPPING LOCATION



Architectural Walls

Genius Walls MN

Casegoods

Dante Benches AG
Darwin Tackboards MN
Aristotle Tackboards MN

Classroom Furniture

360° Classroom Furniture BW
Intellect Wave Chairs GB
Dorsal 1090 Chairs GB
Learn2 GB

Desking

700 Series Desking KP
Balance Overheads MN
Genesis Desking MN
True Desking KP
Universal Overheads MN
WorkZone Desking MN

Files & Storage

700 Series Pedestal Cushion GB
U-Series Pedestal Cushion GB

Fixed Seating

Concerto Auditorium Seating BW
Single Pedestal Seating GB
Jury Base Seating GB
Lancaster Auditorium Seating BW
Sequence Seating GB
University Seating GB

Panel Systems

All Terrain KP
Balance Overheads MN
System 3000 MN
Universal Overheads MN

Wireworks MN
Unite MN

Residence Hall Furniture

RoomScape Furniture MN

Screens

True/Volition KP
Genesis KP

Seating

100 Series Folding Chairs BW
300 Series Folding Chairs BW
600 Series Stools BW
700 Series Folding Chairs BW
1000 Series GB
Aerdyn Guest Seating HN
Affina Collection HN
Arissa Lounge HN
Altus Task Chairs TM
Apply Stack Chairs GB
Auditorium Folding Chairs BW
Avail Task Chairs OM
Bantam Guest Seating HN
Boss Design Chairs HN
Cinturon Lounge & Professional Seating .. HN
Cody Lounge Seating HN
Connection Zone Privacy Booths HN
Doni Collection GB
Dorsal Stack & Tandem Seating GB
Engage Task Chairs & Stools GB
Front Row Seats (Silk Screening) BW
GateOne Public Seating BW
Grazie Seating GB
Hub Modular Lounge Seating HN
Impress Task Chairs OM
Impress Ultra Task Chairs OM
Jessa Lounge Seating HN
Jubi Guest Chair GB

Kismet Task/Guest Chairs & Stools OM
Kurv Benches HN
LaResta Day Beds HN
Maestro Stack Chairs GB
Matrix Stack Chairs GB
Medical & Laboratory Stools OM
Mesa Lounge & Task Seating HN
MyWay Seating HN
Neena Benches HN
Opt4 GB
Perry Stack Chairs GB
Perth Multiple & Healthcare Seating HN
Perth II Healthcare Seating HN
Pilot Task Chairs OM
Piretti Stack Chairs GB
Promenade Seating System BW
Rapture Stack Chairs & Stools GB
Relax Lounge Seating HN
Rose Healthcare BW
Sela Lounge Seating HN
Sift Task Chairs TM
Silhouette Stack Chairs & Stools BW
Soltice Metal Collection HN
Soltice Multiple, Healthcare & Guest HN
Soltice II Healthcare Seating HN
Strive Multiple, Stack & Task GB
Sway BW
Tea Cup Lounge Seating HN
Torsion-on-the-Go! Nesting Chairs GB
Torsion Air Stack and Task Seating GB
Torsion Stack and Task Seating GB
Versa Stack Chairs & Stools GB

KI Manufacturing Sites - Customer's Own Material Shipment Manufacturing Site Addresses

AG

Contact KI at
1-800-424-2432

GB

KI Green Bay
Attn: COM Storage
1687 Westminster Drive - Gate 3
Green Bay, WI 54302

HN

KI-HN
Attn: COM Storage
217 Feld Avenue
High Point, NC 27263

KP

KI Pembroke
Attn: COM Storage
1000 Olympic Dr.
Pembroke, Ontario K8A6X7

MN

KI Manitowoc
Attn: COM Storage
1400 S. 41st St.
Manitowoc, WI 54220

BW

KI Bonduel
Attn: COM Storage
204 West South St.
Bonduel, WI 54107

KI Crossroads

Attn: Brianne Linn
280 North Road
Clinton County
Industrial Park
McElhattan, PA 17748

OM

KI-Impress
Attn: COM Storage
1110 S. Mildred Ave.
Ontario, CA 91761

TM

KI Tupelo
2112 South Green St.
Tupelo, MS 38804



Ordering C.O.M., C.O.L., and C.O.V.
Shipping Location



Front Row Seating

Specifications Form



Front Row Seating Chairs ■

Specifications Form

April 2012

Please note:

- All logos require camera ready art in Adobe Illustrator .eps, .ai or .pdf format in the measurements below.* Additional charges will apply to each proof change (size, color or font).
- For specific pricing details, visit www.ki.com/planning/pricelists.aspx?RSid=937.
- Once complete, submit this form and the signed "Intellectual Property Authorization" agreement along with your order.
- Contact your customer service rep. with additional questions.

Chair Model # _____ Qty Ordered _____ Feet/Bumper Colors _____

Frame Color _____ Vinyl Color _____

*Group 2 vinyls cannot be silk-screened.

Cushion Back Description _____ Seat Back Pantone Colors**

Color #1 _____

Color #2 _____

Color #3 _____

Lettering Style _____

**Total number of ink colors per logo is three. Contact customer service for orders requiring more than three ink colors per logo.

Common Effects _____

Seat Cushion Description _____ Seat Cushion Pantone Colors**

Color #1 _____

Color #2 _____

Color #3 _____

Lettering Style _____

**Total number of ink colors per logo is three. Contact customer service for orders requiring more than three ink colors per logo.

Common Effects _____

PO# _____

KI Internal Information

Project or School Name _____

KI Order Number _____

Contact Name _____

KI Sales Rep _____

Email for Proof _____

Artwork File Name _____

If logo/lettering is not predetermined, below is a list of popular lettering styles and common effects.

Script & Calligraphic _____

- Brady*
- Brush Script*
- Kaufmann*
- Sanvito*
- Snell Roundhand*

Athletic _____

- ALLSTAR**
- EUROSTYLE**
- JERSEY**
- MACHINE**
- ROCKWELL**

Block and San Serif _____

- IMPACT**
- ARIAL BLACK**
- TEMPEST GILL**
- SERPENTINE**
- OPTIMA**

Serif and Misc. _____

- COOPER BLACK**
- PLAYBILL**
- STENCIL**
- TIMES**
- MARKER**

Common Effects _____

- SHADOW** **SLANTED** **ARCHED** **UPPER ARCH**

*Max size for artwork on back: 12" wide x 5" high
Max size for artwork on seating: 9.5" wide x 10.5" high
Sized to maximum unless otherwise stated.



Front Row Seating

Specifications Form





EXHIBIT A

INTELLECTUAL PROPERTY

Trademarks:

Copyrights:

Other:

PRODUCTS

(KI product name(s) to be applied with the logo)

100, 300, 700 Series® Folding Chairs

General Information



100 Series Steel Seat (101)



100 Series Upholstered Seat (103)



100 Series Upholstered Seat and Back (104)

Features

Seam-welded tubular steel frame	•	•	•
Steel Seat	•	•	•
Steel backrest	•	•	•
Polyfoam seat pad		•	•
Polyfoam backrest pad			•
2 welded crossbraces	•	•	•
Wallsaver design	•	•	•
3" frame strengtheners (a KI exclusive)	•	•	•

General Dimensions

Seat height	17-1/2"	17-1/2"	17-1/2"
Overall width	18-1/4"	18-1/4"	18-1/4"
Overall depth	19-3/4"	19-3/4"	19-3/4"
Overall height	30-1/4"	30-1/4"	30-1/4"
Ganging on center	18-1/2"	18-1/2"	18-1/2"

SPECIFICATIONS

100 Series Frames

Electrically seam-welded 18-gauge, 7/8" o.d. tubular steel. 13-gauge "ribbed" linkage.

Backrests

One-piece, 24-gauge cold-rolled with fully curled safety edge, securely welded to frame. 8-1/2" high for maximum support. 2" deep concave shape for maximum support.

104 Upholstered Backrest

24-gauge steel. 14-1/2" x 6" x 1/2" polyfoam stapled to linerboard panel. Replaceable, attached to backrest by screws.

Seats

20-gauge cold-rolled drawn and shaped steel with fully curled edges for strength and safety. Front corners have a "waterfall" shape.

103, 104 Upholstered Seat

20-gauge recessed steel seat pan. 13-1/4" x 13-1/2" x 5/8" polyfoam stapled to linerboard panel. Replaceable, attached by mechanical fasteners.

300 Series Frames

Electrically seam-welded 19-gauge x 7/8" o.d. tubular steel. 13-gauge "ribbed" linkage. Reinforced at pivot points with frame strengtheners. Crossbraces double riveted to each leg.

300 Backrests

One-piece 24-gauge cold-rolled with fully curled safety edge, securely welded to frame. 8-1/2" high for maximum support. 2" deep concave shape for maximum support.

304 Upholstered Backrest

24-gauge steel. 14-1/2" x 6" x 1/2" polyfoam stapled to linerboard panel. Replaceable, attached to backrest by screws.

301 Seats

One-piece 20-gauge cold-rolled with fully curled edge for strength and safety. Front corners have a waterfall shape.

303, 304 Upholstered Seats

20-gauge recessed steel seat pan. 5/8" polyfoam sealed to linerboard panel. Replaceable, attached by mechanical fasteners.

Feet

Replaceable, non-marring, durable, linear polypropylene.

Frame Finish

Baked-on, electrostatically-applied epoxy powder coating.

INFORMATION

C.O.M. Testing and Production Requirements

KI reserves the right to reject unsuitable

material. Orders will not be accepted without prior material approval. Send 1 yard of customer's own material for testing. A 1" square sample swatch for identification must accompany original orders.

Send C.O.M. marked with your name and P.O. number to:

KI
204 West South Street
Bonduel, WI 54107

Fabric Disclaimer

Fabric will be applied as swatched by the fabric manufacturer. Fabric that is required to be applied differently than is swatched will need a Special Cost Request written specifying the direction the fabric is to be applied. The posted standard lead time will apply to the Special Cost Request.



100, 300, 700 Series® Folding Chairs

General Information



300 Series Steel Seat (301D)

300 Series Upholstered Seat (303DU)

300 Upholstered Seat and Back (304DU)

Features

Seam-welded tubular steel frame	•	•	•
Steel Seat	•	•	•
Steel backrest	•	•	•
Polyfoam seat pad		•	•
Polyfoam backrest pad			•
2 double-riveted crossbraces	•	•	•
Wallsaver design	•	•	•
3" frame strengtheners (a KI exclusive)	•	•	•

General Dimensions

Seat height	17-1/2"	17-1/2"	17-1/2"
Overall width	18-1/4"	18-1/4"	18-1/4"
Overall depth	19-1/2"	19-1/2"	19-1/2"
Overall height	30-1/4"	30-1/4"	30-1/4"
Ganging on center	18-1/2"	18-1/2"	18-1/2"

INFORMATION

Warranty
 Refer to KI Terms & Conditions document or visit ki.com

100, 300, 700 Series® Folding Chairs

General Information



**700 Series Steel Seat
(701)**



**700 Series Upholstered
Seat (703)**



**700 Series Upholstered
Seat and Back (704)**

Features

Seam-welded tubular steel frame	•	•	•
Steel Seat	•	•	
Steel backrest	•	•	•
Polyfoam seat pad		•	•
Polyfoam backrest pad			•
3 welded crossbraces	•	•	•
2 double-riveted crossbraces	•	•	•
Wallsaver design	•	•	•
3" frame strengtheners (a KI exclusive)	•	•	•
Steel seat bridge	•		

General Dimensions

Seat height	17-1/2"	17-1/2"	17-1/2"
Overall width	18-1/4"	18-1/4"	18-1/4"
Overall depth	19-1/2"	19-1/2"	19-1/2"
Overall height	30-1/4"	30-1/4"	30-1/4"

SPECIFICATIONS

700 Series® Frames

Electrically seam-welded 18-gauge, 7/8" o.d. tubing. Front legs reinforced at pivot points with frame strengtheners/seat spacers. Three leg braces of 19-gauge, 5/8" o.d. steel tubing.

Steel Backrests

7-1/2" high, pitched for proper posture support. Panel is curved 24-gauge cold-rolled steel with fully curled edge and spot-welded to frame.

704 Upholstered Backrest

Replaceable backrest panel of 1/2" poly foam stapled to linerboard base. Attached to backrest by screws.

701 Steel Seats

Seat pivots on 1/4" tempered steel rivets. One-piece 20-gauge cold-rolled drawn and shaped steel with fully curled edges.

703, 704U Upholstered Seats

20-gauge recessed steel seat pan. 5/8" poly foam stapled to linerboard panel. Replaceable, attached by mechanical fasteners.

703S, 704S Upholstered Seat

20-gauge recessed steel seat pan. 1" poly foam stapled to linerboard panel. Replaceable, attached by mechanical fasteners.

FTAR Miracle Fold Tablet Arm

Arm folds independently of chair and has a high degree of clearance from seat to underside of tablet arm. Front hinge lock of die-formed 14-gauge steel and molded copolymer, 14-gauge, 7/8" o.d. tubular steel arm support. Rear dual action hinge laminated of 11- and 14-gauge steel. Tablet is 5/8" high-density MDF faced with high-pressure plastic laminate top and backing sheets.

Feet

Replaceable non-marring linear polypropylene. Ganging (armless models only).

Riveted male interlocks engage matching twin keyholes on brazed female bracket.

Frame Finish

Baked-on, electrostatically applied epoxy powder coating.

INFORMATION

C.O.M. Testing and Production Requirements

KI reserves the right to reject unsuitable material. Orders will not be accepted without prior material approval. Send 1 yard of customer's own material for testing. A 1" square sample swatch for identification must accompany original orders.

Send C.O.M. marked with your name and P.O. number to:

KI
204 West South Street
Bonduel, WI 54107

Fabric Disclaimer

Fabric will be applied as swatched by the fabric manufacturer. Fabric that is required to be applied differently than is swatched will need a Special Cost Request written specifying the direction the fabric is to be applied. The posted standard lead time will apply to the Special Cost Request.



100, 300, 700 Series® Folding Chairs

General Information



Miracle Fold Tablet Arm (704DFTAR/U)

Features

Seam-welded tubular steel frame	•
Steel Seat	•
Steel backrest	•
Polyfoam seat pad	•
Polyfoam backrest pad	•
3 welded crossbraces	•
Wallsaver design	•
3" frame strengtheners (a KI exclusive)	•

General Dimensions

Seat height	17-1/2"
Overall width	24"
Overall depth	26-1/4"
Overall height	30-1/4"
Tablet arm	12-1/2" x 22-1/2"




INFORMATION

Warranty

Refer to KI Terms & Conditions document or visit ki.com

100 Series

Folding Chairs (Delivered Pricing)

	MODEL	Features	MODEL NUMBER					Approx. Packaged Weight	
			Basic Model	Frame Color	TB133	Upholstery Color	Feet/Bumper Color		
 <p>100</p>	Steel Seat	<ul style="list-style-type: none"> Seam-welded tubular steel frame Heavy-duty steel seat and backrest 2 welded crossbraces, front and rear 3" frame strengtheners (A KI exclusive) Wallsaver design 	Unupholstered	101	<input type="checkbox"/> <input type="checkbox"/> <input type="checkbox"/>			<input type="checkbox"/> <input type="checkbox"/> <input type="checkbox"/>	11.0#
 <p>100U</p>	Upholstered Seat	<ul style="list-style-type: none"> Seam-welded tubular steel frame Heavy-duty steel seat and backrest 2 welded crossbraces, front and rear Polyfoam seat pad 3" frame strengtheners (A KI exclusive) Wallsaver design 	1" Seat Pad	103S	<input type="checkbox"/> <input type="checkbox"/> <input type="checkbox"/>	<input type="checkbox"/> <input type="checkbox"/> <input type="checkbox"/>	<input type="checkbox"/> <input type="checkbox"/> <input type="checkbox"/> <input type="checkbox"/> <input type="checkbox"/> <input type="checkbox"/>	<input type="checkbox"/> <input type="checkbox"/> <input type="checkbox"/>	11.0#
			5/8" Seat Pad	103U	<input type="checkbox"/> <input type="checkbox"/> <input type="checkbox"/>	<input type="checkbox"/> <input type="checkbox"/> <input type="checkbox"/>	<input type="checkbox"/> <input type="checkbox"/> <input type="checkbox"/> <input type="checkbox"/> <input type="checkbox"/> <input type="checkbox"/>	<input type="checkbox"/> <input type="checkbox"/> <input type="checkbox"/>	11.0#
 <p>100U</p>	Upholstered Seat and Back	<ul style="list-style-type: none"> Seam-welded tubular steel frame Heavy-duty steel seat and backrest 2 welded crossbraces, front and rear Polyfoam seat and backrest pad 1/2" polyfoam backrest pad 3" frame strengtheners (A KI exclusive) Wallsaver design 	1" Seat Pad	104S	<input type="checkbox"/> <input type="checkbox"/> <input type="checkbox"/>	<input type="checkbox"/> <input type="checkbox"/> <input type="checkbox"/>	<input type="checkbox"/> <input type="checkbox"/> <input type="checkbox"/> <input type="checkbox"/> <input type="checkbox"/> <input type="checkbox"/>	<input type="checkbox"/> <input type="checkbox"/> <input type="checkbox"/>	11.0#
			5/8" Seat Pad	104U	<input type="checkbox"/> <input type="checkbox"/> <input type="checkbox"/>	<input type="checkbox"/> <input type="checkbox"/> <input type="checkbox"/>	<input type="checkbox"/> <input type="checkbox"/> <input type="checkbox"/> <input type="checkbox"/> <input type="checkbox"/> <input type="checkbox"/>	<input type="checkbox"/> <input type="checkbox"/> <input type="checkbox"/>	11.0#

A B C D E

HOW TO ORDER

Indicate the following information on order form:

- Quantity of each item.
- Model number, including options. See "How To Build a Model Number".
- Any special service required.

Note: • The indicates that a choice is required.

- The absence of the indicates that no choice is required.
- Alpha-numeric characters in place of indicate that no other alternatives are available.

HOW TO BUILD A MODEL NUMBER

- A** Select basic model.
- B** Select frame color.
Refer to color addendum at ki.com or KI Fabrics & Finishes binder.
- C** Select fire code.

NFR	- Compliance to TB 117-2013
FR	- Compliance to TB 133

See Options for TB133 upcharge.
- D** Select upholstery grade/color.
Refer to color addendum at ki.com or KI Fabrics & Finishes binder.
- E** Select feet/bumper color.
Refer to color addendum at ki.com or KI Fabrics & Finishes binder.

OPTIONS

California TB133 Fire Safety Code

For California Technical Bulletin 133 compliant models, add the following upcharge:

Model = 103
 Added Lead Time=1 Week
 Added List Price=\$8
 Model = 104
 Added Lead Time=1 Week
 Added List Price=\$14



100 Series

Folding Chairs (Delivered Pricing)

Delivered Pricing Unupholstered	Delivered Pricing Fabric Grade 1	Delivered Pricing Vinyl Group 1 & C.O.V.
\$ 49		

N/A	\$ 84	\$ 84
N/A	79	79

N/A	\$ 97	\$ 97
N/A	92	92

SPECIAL SERVICES

Special Carton Marking

With specially marked information N/C




Shipping

Shipped **assembled freight prepaid f.o.b. Bonduel, Wisconsin 54107** factory. Freight class #85.

Specifications and prices are subject to change without prior notice.

100 Series

Folding Chairs (Freight Excluded Pricing)

	MODEL	Features	MODEL NUMBER					Approx. Packaged Weight		
			Basic Model	Frame Color	TB133	Upholstery Color	Feet/Bumper Color			
 <p>100</p>	Steel Seat	<ul style="list-style-type: none"> Seam-welded tubular steel frame Heavy-duty steel seat and backrest 2 welded crossbraces, front and rear 3" frame strengtheners (A KI exclusive) Wallsaver design 	Unupholstered	101	<input type="checkbox"/> <input type="checkbox"/> <input type="checkbox"/>			<input type="checkbox"/> <input type="checkbox"/> <input type="checkbox"/>	11.0#	
 <p>100U</p>	Upholstered Seat	<ul style="list-style-type: none"> Seam-welded tubular steel frame Heavy-duty steel seat and backrest 2 welded crossbraces, front and rear Polyfoam seat pad 3" frame strengtheners (A KI exclusive) Wallsaver design 	1" Seat Pad	103S	<input type="checkbox"/> <input type="checkbox"/> <input type="checkbox"/>	<input type="checkbox"/> <input type="checkbox"/> <input type="checkbox"/>	<input type="checkbox"/> <input type="checkbox"/> <input type="checkbox"/> <input type="checkbox"/> <input type="checkbox"/> <input type="checkbox"/>	<input type="checkbox"/> <input type="checkbox"/> <input type="checkbox"/>	11.0#	
			5/8" Seat Pad	103U	<input type="checkbox"/> <input type="checkbox"/> <input type="checkbox"/>	<input type="checkbox"/> <input type="checkbox"/> <input type="checkbox"/>	<input type="checkbox"/> <input type="checkbox"/> <input type="checkbox"/> <input type="checkbox"/> <input type="checkbox"/> <input type="checkbox"/>	<input type="checkbox"/> <input type="checkbox"/> <input type="checkbox"/>	11.0#	
 <p>100U</p>	Upholstered Seat and Back	<ul style="list-style-type: none"> Seam-welded tubular steel frame Heavy-duty steel seat and backrest 2 welded crossbraces, front and rear Polyfoam seat and backrest pad 1/2" polyfoam backrest pad 3" frame strengtheners (A KI exclusive) Wallsaver design 	1" Seat Pad	104S	<input type="checkbox"/> <input type="checkbox"/> <input type="checkbox"/>	<input type="checkbox"/> <input type="checkbox"/> <input type="checkbox"/>	<input type="checkbox"/> <input type="checkbox"/> <input type="checkbox"/> <input type="checkbox"/> <input type="checkbox"/> <input type="checkbox"/>	<input type="checkbox"/> <input type="checkbox"/> <input type="checkbox"/>	11.0#	
			5/8" Seat Pad	104U	<input type="checkbox"/> <input type="checkbox"/> <input type="checkbox"/>	<input type="checkbox"/> <input type="checkbox"/> <input type="checkbox"/>	<input type="checkbox"/> <input type="checkbox"/> <input type="checkbox"/> <input type="checkbox"/> <input type="checkbox"/> <input type="checkbox"/>	<input type="checkbox"/> <input type="checkbox"/> <input type="checkbox"/>	11.0#	

A **B** **C** **D** **E**

HOW TO ORDER

Indicate the following information on order form:

- Quantity of each item.
- Model number, including options. See "How To Build a Model Number".
- Any special service required.

Note: • The indicates that a choice is required.

- The absence of the indicates that no choice is required.
- Alpha-numeric characters in place of indicate that no other alternatives are available.

HOW TO BUILD A MODEL NUMBER

- A** Select basic model.
- B** Select frame color.
Refer to color addendum at ki.com or KI Fabrics & Finishes binder.
- C** Select fire code.

FR	- Compliance to TB 133
NFR	- Compliance to TB 117-2013

See Options for TB133 upcharge.
- D** Select upholstery grade/color.
Refer to color addendum at ki.com or KI Fabrics & Finishes binder.
- E** Select feet/bumper color.
Refer to color addendum at ki.com or KI Fabrics & Finishes binder.

OPTIONS

California TB133 Fire Safety Code

For California Technical Bulletin 133 compliant models, add the following upcharge:

- Model = 103
Added Lead Time=1 Week
Added List Price=\$8
- Model = 104
Added Lead Time=1 Week
Added List Price=\$14



100 Series

Folding Chairs (Freight Excluded Pricing)

Freight Excluded Pricing Unupholstered	Freight Excluded Pricing Fabric Grade 1	Freight Excluded Pricing Vinyl Group 1 & C.O.V.
\$ 41		

N/A	\$ 71	\$ 71
N/A	67	67

N/A	\$ 83	\$ 83
N/A	79	79

SPECIAL SERVICES

Special Carton Marking

With specially marked information N/C




Shipping

Shipped **assembled f.o.b. freight excluded Bonduel, Wisconsin 54107** factory. Freight class #85.

Specifications and prices are subject to change without prior notice.

300 Series

Folding Chairs (Delivered Pricing)

	MODEL	Features	MODEL NUMBER					Approx. Packaged Weight	
			Basic Model	Frame Color	TB133	Upholstery Color	Feet/Bumper Color		
 <p>300</p>	Steel Seat • Double hinge • Seam-welded tubular steel frame • Heavy-duty steel seat and backrest • 2 "double riveted" crossbraces, front and rear • 3" frame strengtheners (A KI exclusive) • Wallsaver design	Unupholstered	301D	□□□			□□□	10.0#	
 <p>300U</p>	Upholstered Seat • Double hinge • Seam-welded tubular steel frame • Heavy-duty steel seat and backrest • 2 "double riveted" crossbraces, front and rear • Polyfoam seat pad • 3" frame strengtheners (A KI exclusive) • Wallsaver design	1" Seat Pad	303DS	□□□	□□□	□□□□□	□□□	11.0#	
		5/8" Seat Pad	303DU	□□□	□□□	□□□□□	□□□	11.0#	
 <p>300U</p>	Upholstered Seat and Back • Double hinge • Seam-welded tubular steel frame • Heavy-duty steel seat and backrest • 2 "double riveted" crossbraces, front and rear • Polyfoam seat pad and backrest • 1/2" polyfoam backrest pad • 3" frame strengtheners (A KI exclusive) • Wallsaver design	1" Seat Pad	304DS	□□□	□□□	□□□□□	□□□	12.0#	
		5/8" Seat Pad	304DU	□□□	□□□	□□□□□	□□□	12.0#	
				A	B	C	D	E	

HOW TO ORDER

Indicate the following information on order form:

- Quantity of each item.
- Model number, including options. See "How To Build a Model Number".
- Any special service required.

Note: • The □ indicates that a choice is required.

- The absence of the □ indicates that no choice is required.
- Alpha-numeric characters in place of □ indicate that no other alternatives are available.

HOW TO BUILD A MODEL NUMBER

- A** Select basic model.
- B** Select frame color.
Refer to color addendum at ki.com or KI Fabrics & Finishes binder.
- C** Select fire code.

NFR	- Compliance to TB 117-2013
FR	- Compliance to TB 133

 See Options for TB133 upcharge.
- D** Select upholstery grade/color.
Refer to color addendum at ki.com or KI Fabrics & Finishes binder.
- E** Select feet/bumper color.
Refer to color addendum at ki.com or KI Fabrics & Finishes binder.

OPTIONS

Custom Embossed Backrest

Available on upholstered and steel backrest. 3/4" high letters. Three lines maximum. Set-up charge \$218. Upcharge is \$5 per chair. Contact KI to order.

California TB133 Fire Safety Code

For California Technical Bulletin 133 compliant models, add the following upcharge:
 Model = 303
 Added Lead Time=1 Week
 Added List Price=\$8
 Model = 304
 Added Lead Time=1 Week
 Added List Price=\$14



300 Series

Folding Chairs (Delivered Pricing)

Delivered Pricing Unupholstered	Delivered Pricing Fabric Grade 1	Delivered Pricing Vinyl Group 1 & C.O.V.
\$ 59		

N/A	\$ 88	\$ 88
N/A	83	83

N/A	\$ 101	\$ 101
N/A	96	96

SPECIAL SERVICES

Special Carton Marking

With specially marked information N/C




Shipping

Shipped **assembled freight prepaid f.o.b. Bonduel, Wisconsin 54107** factory. Freight class #85.

Specifications and prices are subject to change without prior notice.

300 Series

Folding Chairs (Freight Excluded Pricing)

	MODEL	Features	MODEL NUMBER					Approx. Packaged Weight		
			Basic Model	Frame Color	Fire Code	Upholstery Color	Feet/Bumper Color			
 <p>300</p>	Steel Seat	<ul style="list-style-type: none"> • Double hinge • Seam-welded tubular steel frame • Heavy-duty steel seat and backrest • 2 "double riveted" crossbraces, front and rear • 3" frame strengtheners (A KI exclusive) • Wallsaver design 	Unupholstered	301D	□□□			□□□	10.0#	
 <p>300U</p>	Upholstered Seat	<ul style="list-style-type: none"> • Double hinge • Seam-welded tubular steel frame • Heavy-duty steel seat and backrest • 2 "double riveted" crossbraces, front and rear • Polyfoam seat pad • 3" frame strengtheners (A KI exclusive) • Wallsaver design 	1" Seat Pad	303DS	□□□	□□□	□□□□□	□□□	11.0#	
			5/8" Seat Pad	303DU	□□□	□□□	□□□□□	□□□	11.0#	
 <p>300U</p>	Upholstered Seat and Back	<ul style="list-style-type: none"> • Double hinge • Seam-welded tubular steel frame • Heavy-duty steel seat and backrest • 2 "double riveted" crossbraces, front and rear • Polyfoam seat pad and backrest • 1/2" polyfoam backrest pad • 3" frame strengtheners (A KI exclusive) • Wallsaver design 	1" Seat Pad	304DS	□□□	□□□	□□□□□	□□□	12.0#	
			5/8" Seat Pad	304DU	□□□	□□□	□□□□□	□□□	12.0#	
					A	B	C	D	E	

HOW TO ORDER

Indicate the following information on order form:

1. Quantity of each item.
2. Model number, including options. See "How To Build a Model Number".
3. Any special service required.

Note: • The □ indicates that a choice is required.

- The absence of the □ indicates that no choice is required.
- Alpha-numeric characters in place of □ indicate that no other alternatives are available.

HOW TO BUILD A MODEL NUMBER

- A** Select basic model.
- B** Select frame color.
Refer to color addendum at ki.com or KI Fabrics & Finishes binder.
- C** Select fire code.

NFR	- Compliance to TB 117-2013
FR	- Compliance to TB 133

See Options for TB133 upcharge.
- D** Select upholstery grade/color.
Refer to color addendum at ki.com or KI Fabrics & Finishes binder.
- E** Select feet/bumper color.
Refer to color addendum at ki.com or KI Fabrics & Finishes binder.

OPTIONS

Custom Embossed Backrest

Available on upholstered and steel backrest. 3/4" high letters. Three lines maximum. Set-up charge \$218. Upcharge is \$5 per chair. Contact KI to order.

California TB133 Fire Safety Code

For California Technical Bulletin 133 compliant models, add the following upcharge:
 Model = 303
 Added Lead Time=1 Week
 Added List Price=\$8
 Model = 304
 Added Lead Time=1 Week
 Added List Price=\$14



300 Series
Folding Chairs (Freight Excluded Pricing)

Freight Excluded Pricing Unupholstered	Freight Excluded Pricing Fabric Grade 1	Freight Excluded Pricing Vinyl Group 1 & C.O.V.
\$ 51		

N/A	\$ 75	\$ 75
N/A	71	71

N/A	\$ 87	\$ 87
N/A	83	83

SPECIAL SERVICES

Special Carton Marking

With specially marked information N/C




Shipping

Shipped **assembled f.o.b. freight excluded Bonduel, Wisconsin 54107** factory. Freight class #85.

Specifications and prices are subject to change without prior notice.

700 Series®

Folding Chairs (Delivered Pricing)

	MODEL	Features	MODEL NUMBER					Approx. Packaged Weight
			Basic Model	Frame Color	TB133	Upholstery Color	Feet/Bumper Color	
 <p>7C</p>	Steel Seat • Double hinge • Seam-welded tubular steel frame • Heavy-duty steel seat and backrest • 3 welded crossbraces • 3" frame strengtheners (A KI exclusive) • Wallsaver design	Unupholstered	701D	□□□			□□□	11.0#
 <p>7UC</p>	Upholstered Seat • Double hinge • Seam-welded tubular steel frame • Heavy-duty steel seat and backrest • 3 welded crossbraces • Polyfoam seat pad • 3" frame strengtheners (A KI exclusive) • Wallsaver design	1" Seat Pad	703DS	□□□	□□□	□□□□	□□□	12.0#
		5/8" Seat Pad	703DU	□□□	□□□	□□□□	□□□	12.0#
 <p>7UC</p>	Upholstered Seat and Back • Double hinge • Seam-welded tubular steel frame • Heavy-duty steel seat and backrest • 3 welded crossbraces • Polyfoam seat and backrest pad • 1/2" polyfoam backrest pad • 3" frame strengtheners (A KI exclusive) • Wallsaver	1" Seat Pad	704DS	□□□	□□□	□□□□	□□□	13.0#
		5/8" Seat Pad	704DU	□□□	□□□	□□□□	□□□	13.0#

A **B** **C** **D** **E**

HOW TO ORDER

Indicate the following information on order form:

- Quantity of each item.
- Model number, including options. See "How To Build a Model Number".
- Any special service required.

Note: • The □ indicates that a choice is required.

- The absence of the □ indicates that no choice is required.
- Alpha-numeric characters in place of □ indicate that no other alternatives are available.

HOW TO BUILD A MODEL NUMBER

- A** Select basic model.
- B** Select frame color.
Refer to color addendum at ki.com or KI Fabrics & Finishes binder.
- C** Select fire code.

NFR	- Compliance to TB 117-2013
FR	- Compliance to TB 133

 See Options for TB133 upcharge.
- D** Select upholstery grade/color.
Refer to color addendum at ki.com or KI Fabrics & Finishes binder.
- E** Select feet/bumper color.
Refer to color addendum at ki.com or KI Fabrics & Finishes binder.

OPTIONS

Custom Embossed Backrest

Available on upholstered and steel backrest. 3/4" high letters. Three lines maximum. Set-up charge \$218. Upcharge is \$5 per chair. Contact KI to order.

California TB133 Fire Safety Code

For California Technical Bulletin 133 compliant models, add the following upcharge:
 Model = 703
 Added Lead Time=1 Week
 Added List Price=\$8
 Model = 704
 Added Lead Time=1 Week
 Added List Price=\$14



700 Series®
Folding Chairs (Delivered Pricing)

Delivered Pricing Unupholstered	Delivered Pricing Fabric Grade 1	Delivered Pricing Vinyl Group 1 & C.O.V.
\$ 62		
N/A	\$ 86	\$ 86
N/A	81	81
N/A	\$ 99	\$ 99
N/A	94	94

SPECIAL SERVICES

Special Carton Marking

With specially marked information N/C




Shipping

Shipped **assembled freight prepaid f.o.b. Bonduel, Wisconsin 54107** factory. Freight class #85.

Specifications and prices are subject to change without prior notice.

700 Series®

Folding Chairs (Freight Excluded Pricing)

	MODEL	Features	MODEL NUMBER					Approx. Packaged Weight
			Basic Model	Frame Color	TB133	Upholstery Color	Feet/Bumper Color	
 7C	Steel Seat <ul style="list-style-type: none"> • Double hinge • Seam-welded tubular steel frame • Heavy-duty steel seat and backrest • 3 welded crossbraces • 3" frame strengtheners (A KI exclusive) • Wallsaver design 	Unupholstered	701D	□□□			□□□	11.0#
 7UC	Upholstered Seat <ul style="list-style-type: none"> • Double hinge • Seam-welded tubular steel frame • Heavy-duty steel seat and backrest • 3 welded crossbraces • Polyfoam seat pad • 3" frame strengtheners (A KI exclusive) • Wallsaver design 	1" Seat Pad	703DS	□□□	□□□	□□□□	□□□	12.0#
		5/8" Seat Pad	703DU	□□□	□□□	□□□□	□□□	12.0#
 7UC	Upholstered Seat and Back <ul style="list-style-type: none"> • Double hinge • Seam-welded tubular steel frame • Heavy-duty steel seat and backrest • 3 welded crossbraces • Polyfoam seat and backrest pad • 1/2" polyfoam backrest pad • 3" frame strengtheners (A KI exclusive) • Wallsaver 	1" Seat Pad	704DS	□□□	□□□	□□□□	□□□	13.0#
		5/8" Seat Pad	704DU	□□□	□□□	□□□□	□□□	13.0#
			A	B	C	D	E	

HOW TO ORDER

Indicate the following information on order form:

1. Quantity of each item.
2. Model number, including options. See "How To Build a Model Number".
3. Any special service required.

Note: • The □ indicates that a choice is required.

- The absence of the □ indicates that no choice is required.
- Alpha-numeric characters in place of □ indicate that no other alternatives are available.

HOW TO BUILD A MODEL NUMBER

- A** Select basic model.
- B** Select frame color.
Refer to color addendum at ki.com or KI Fabrics & Finishes binder.
- C** Select fire code.
NFR - Compliance to TB 117-2013
FR - Compliance to TB 133
 See Options for TB133 upcharge.
- D** Select upholstery grade/color.
Refer to color addendum at ki.com or KI Fabrics & Finishes binder.
- E** Select feet/bumper color.
Refer to color addendum at ki.com or KI Fabrics & Finishes binder.

OPTIONS

Custom Embossed Backrest

Available on upholstered and steel backrest. 3/4" high letters. Three lines maximum. Set-up charge \$218. Upcharge is \$5 per chair. Contact KI to order.

California TB133 Fire Safety Code

For California Technical Bulletin 133 compliant models, add the following upcharge:

Model = 703
 Added Lead Time=1 Week
 Added List Price=\$8
 Model = 704
 Added Lead Time=1 Week
 Added List Price=\$14



700 Series®
Folding Chairs (Freight Excluded Pricing)

Freight Excluded Pricing Unupholstered	Freight Excluded Pricing Fabric Grade 1	Freight Excluded Pricing Vinyl Group 1 & C.O.V.
\$ 51		
N/A	\$ 73	\$ 73
N/A	69	69
N/A	\$ 85	\$ 85
N/A	81	81

SPECIAL SERVICES

Special Carton Marking

With specially marked information N/C

Shipping

Shipped **assembled f.o.b. freight excluded Bonduel, Wisconsin 54107** factory. Freight class #85.

Specifications and prices are subject to change without prior notice.



700 Series®

Folding Chairs (Delivered Pricing)

Delivered Pricing Unupholstered	Delivered Pricing Fabric Grade 1	Delivered Pricing Vinyl Group 1 & C.O.V.
\$ 228		
228		
N/A	245	245
N/A	245	245
N/A	255	255
N/A	255	255

SPECIAL SERVICES

Special Carton Marking

With specially marked information N/C

Shipping

Shipped **assembled freight prepaid f.o.b. Bonduel, Wisconsin 54107** factory. Freight class #85.

Specifications and prices are subject to change without prior notice.



700 Series®
Folding Chairs (Freight Excluded Pricing)

Freight Excluded Pricing Unupholstered	Freight Excluded Pricing Fabric Grade 1	Freight Excluded Pricing Vinyl Group 1 & C.O.V.
\$ 197		
197		
N/A	217	217
N/A	217	217
N/A	227	227
N/A	227	227

SPECIAL SERVICES

Special Carton Marking

With specially marked information N/C

Shipping

Shipped **assembled f.o.b. freight excluded Bonduel, Wisconsin 54107** factory. Freight class #85.

Specifications and prices are subject to change without prior notice.

Auditorium, Design Line Folding Chairs

General Information



Auditorium Upholstered Seat and Back (731)

Auditorium Upholstered Seat and Back (734)

Features

Interlocking ganging mechanism	•	
Tubular steel frame	•	•
Steel rod "K" brace on front leg frame	•	
Reinforced steel insert tubes on front legs	•	•
Two rear crossbraces	•	•
2-1/2" seat cushion	•	
2" seat cushion		•
1/2" back cushion	•	
5/8" back cushion		•

General Dimensions

Seat height	18-1/2"	17-1/2"
Overall width - armless	19"	18-1/4"
Overall height - open	31-7/8"	31-1/2"
Overall height - closed	40-3/4"	
Folded depth	5"	

SPECIFICATIONS

Auditorium 731 Series Frames

Electrically welded 19-gauge x 7/8" o.d. tubular steel. Front legs reinforced with two tubular steel inserts. U-shaped front leg crossbrace. Steel rod "K" brace welded between front leg frame and "U" brace for added strength. Two 19-gauge x 5/8" crossbraces welded to rear legs.

Auditorium 731 Series Uph. Backrests

1/2" polyfoam attached with screws to 3/16" molded backboard. Steel back panel is welded to frame. Replaceable upholstery.

Auditorium 731 Upholstered Seats

18-gauge x 7/8" tubular steel seat frame with 8" x 3/4" x 18-gauge steel tubes inserted for added strength. 2-1/2" polyfoam attached with screws to 5/8" Novoply™ seat base. Replaceable upholstery. Rectangular numbering plate attached to underside of seat.

Auditorium 731 Series Rubber Feet

Non-marring, heavy-duty rubber feet. Rotatable to compensate for wear.

Auditorium 731 Series Interlocking Ganging Bracket

Heavy-duty steel. Female interlocks with keyhole slots welded to leg. Male shoulder studs riveted to main chair frame and interlock with female interlocks. Each chair provided with two male interlocks and one female interlock.

Auditorium 731 Series Frame Finish

Baked-on, electrostatically-applied epoxy powder coating.

Auditorium 734 Frame

Legs are 19-gauge electrically seam-welded 7/8" o.d. steel tubing. Front legs reinforced with 18-gauge, 3/4" o.d. steel tubing inserts (tube-within-a-tube construction). Frame reinforced at pivot points with frame strengtheners. Two rear and one front crossbrace of 19-gauge, 5/8" o.d. steel tubing welded to legs. Steel pivots on 1/4" tempered steel

rivets at front and 3/16" rivets at rear legs.

Auditorium 734 Backrest

8-1/2" deep, pitched for proper posture support. Panel is curved 24-gauge cold-rolled steel with fully curled edges and spot-welded to frame. Replaceable backrest panel is of 5/8" polyfoam on a 1/4" pre-formed backboard, secured to the backrest with screws.

Auditorium 734 Seat

18-gauge electrically seam-welded 7/8" square steel tubing at front and sides, reinforced by 18-gauge, 3/4" o.d. tubular steel insert (tube-within-a-tube construction). Back of seat has 18-gauge formed steel angle support. 2" polyfoam bonded to 5/8" Novoply™ base. Replaceable seat cushions fasten to frame with screws.

Auditorium 734 Feet

Replaceable non-marring linear poly.

Auditorium 734 Folding Arms

Steel frame with a padded and upholstered cushion. Laminated steel frame hinge with 16-gauge, 1/2" o.d. tubular steel arm support.

Auditorium 734 Frame Finish

Baked-on, electrostatically-applied epoxy powder coating.

Design Line 1100 Series Frames

Legs of electrically seam-welded 19-gauge, 7/8" o.d. steel tubing. Front legs reinforced at pivot points with frame strengtheners. Two leg braces of 19-gauge, 5/8" o.d. steel tubing.

Design Line Steel Backrests

8-1/2" deep, curved 24-gauge cold-rolled steel. Fully curled edges add to backrest rigidity. Backrest pitch enhances proper posture.

Design Line Upholstered Backrests

Replaceable backrest panel of 5/8" polyfoam



Auditorium, Design Line Folding Chairs

General Information



Design Line (1104)

Features

Seam-welded tubular steel frame	•
Polyfoam seat pad	•
Polyfoam backrest pad	•
Molded foam seat cushion	
3 welded crossbraces	
2 welded crossbraces	•
3" frame strengtheners (a KI exclusive)	•
Ganging option	•

General Dimensions

Seat height	17-1/2"
Overall width	18-1/4"
Overall depth	19-3/4"
Overall height	30-1/4"

glued to linerboard. Attached to backrest by screws.

Design Line Upholstered Seats

20-gauge recessed steel seat pan, 1-1/2" polyfoam stapled to liner panel. Replaceable, attached by mechanical fasteners.

Design Line Feet

Replaceable non-marring, high-impact polypropylene.

Design Line Frame Finish

Baked-on, electrostatically applied-epoxy powder coating.

Send C.O.M. marked with your name and P.O. number to:

KI
204 West South Street
Bonduel, WI 54107

Fabric Disclaimer

Fabric will be applied as swatched by the fabric manufacturer. Fabric that is required to be applied differently than is swatched will need a Special Cost Request written specifying the direction the fabric is to be applied. The posted standard lead time will apply to the Special Cost Request.

INFORMATION

Warranty

Refer to KI Terms & Conditions document or visit ki.com




INFORMATION

C.O.M. Testing & Production Requirements

KI reserves the right to reject unsuitable material. Orders will not be accepted without prior material approval. Send 1 yard of customer's own material for testing. A 1" square sample swatch for identification must accompany original orders.

Auditorium

Folding Chairs (Delivered Pricing)

	MODEL	Features	MODEL NUMBER					
			Basic Model	Frame Color	TB133	Upholstery Color	Feet/Bumper Color	
	731 Auditorium Folding Chair • Welded tubular steel frame • Polyfoam seat and backrest • 1/2" polyfoam back; 2-1/2" polyfoam seat • Interlocking ganging • Independent seat rise • Double rear crossbraces	2-1/2" Seat Pad, 1/2" Back Pad	731	<input type="checkbox"/> <input type="checkbox"/> <input type="checkbox"/>	<input type="checkbox"/> <input type="checkbox"/> <input type="checkbox"/>	<input type="checkbox"/> <input type="checkbox"/> <input type="checkbox"/> <input type="checkbox"/> <input type="checkbox"/>	<input type="checkbox"/> <input type="checkbox"/> <input type="checkbox"/>	
INDF								
	734 Upholstered Chair • Heavy-duty tube-within-a-tube seam-welded steel seat frame and front leg construction • 2-1/2" foam cushioned seat • 5/8" foam cushioned backrest • 3 welded crossbraces • 3" frame strengthener (A KI exclusive)	Nonganging Steel Leg Cap	734	<input type="checkbox"/> <input type="checkbox"/> <input type="checkbox"/>	<input type="checkbox"/> <input type="checkbox"/> <input type="checkbox"/>	<input type="checkbox"/> <input type="checkbox"/> <input type="checkbox"/> <input type="checkbox"/> <input type="checkbox"/>	<input type="checkbox"/> <input type="checkbox"/> <input type="checkbox"/>	
INDF								
	734 Upholstered Armchair • Heavy-duty tube-within-a-tube seam-welded steel seat frame and front leg construction • 2-1/2" foam cushioned seat • 5/8" foam cushioned backrest • 3 welded crossbraces • Arms fold with chair • 3" frame strengthener (A KI exclusive)	Nonganging	734FM	<input type="checkbox"/> <input type="checkbox"/> <input type="checkbox"/>	<input type="checkbox"/> <input type="checkbox"/> <input type="checkbox"/>	<input type="checkbox"/> <input type="checkbox"/> <input type="checkbox"/> <input type="checkbox"/> <input type="checkbox"/>	<input type="checkbox"/> <input type="checkbox"/> <input type="checkbox"/>	
INDF								
			A	B	C	D	E	

HOW TO ORDER

Indicate the following information on order form:

- Quantity of each item.
- Model number, including options. See "How To Build a Model Number".
- Any special service required.

Note: • The indicates that a choice is required.

- The absence of the indicates that no choice is required.
- Alpha-numeric characters in place of indicate that no other alternatives are available.

HOW TO BUILD A MODEL NUMBER

- A** Select basic model.
- B** Select frame color.
Refer to color addendum at ki.com or KI Fabrics & Finishes binder.
- C** Select fire code.

NFR	- Compliance to TB 117-2013
FR	- Compliance to TB 133
- D** Select upholstery grade/color.
Refer to color addendum at ki.com or KI Fabrics & Finishes binder.
- E** Select feet/bumper color.
Refer to color addendum at ki.com or KI Fabrics & Finishes binder.

OPTIONS

California TB133 Fire Safety Code

For California Technical Bulletin 133 compliant models, add the following upcharge:

- Model = 731
Added Lead Time=1 Week
Added List Price=\$31
- Model = 734
Added Lead Time=1 Week
Added List Price=\$32

Carton Option

Cartoned two per carton (2P).



Auditorium

Folding Chairs (Delivered Pricing)

Approx. Packaged Weight	Delivered Pricing Fabric Grade 1 & C.O.M.	Delivered Pricing Fabric Grade 2	Delivered Pricing Vinyl Group 1 & C.O.V.	Delivered Pricing Vinyl Group 2
21.0#	\$ 270	\$ 296	\$ 270	\$ 310
19.0#	\$ 239	\$ 264	\$ 239	\$ 277
19.0#	248	275	248	290
23.0#	\$ 353	\$ 388	\$ 353	\$ 408

UPHOLSTERY INFORMATION

C.O.M. Upholstery

C.O.M. requirement for 5 chairs or more is .5 yard per chair of 54" wide nondirectional fabric. For orders of 4 or less chairs and for complete information on ordering C.O.M. see "Ordering C.O.M., C.O.V. and C.O.L." section.

SPECIAL SERVICES

Special Carton Marking

With specially marked information N/C




Shipping

Shipped **assembled freight prepaid f.o.b. Bonduel, Wisconsin 54107** factory. Freight class #85.

Specifications and prices are subject to change without prior notice.

Auditorium

Folding Chairs (Freight Excluded Pricing)

	MODEL	Features	MODEL NUMBER				
			Basic Model	Frame Color	TB133	Upholstery Color	Feet/Bumper Color
	731 Auditorium Folding Chair • Welded tubular steel frame • Polyfoam seat and backrest • 1/2" polyfoam back; 2-1/2" polyfoam seat • Interlocking ganging • Independent seat rise • Double rear crossbraces	2-1/2" Seat Pad, 1/2" Back Pad	731	<input type="checkbox"/> <input type="checkbox"/> <input type="checkbox"/>	<input type="checkbox"/> <input type="checkbox"/> <input type="checkbox"/>	<input type="checkbox"/> <input type="checkbox"/> <input type="checkbox"/> <input type="checkbox"/> <input type="checkbox"/>	<input type="checkbox"/> <input type="checkbox"/> <input type="checkbox"/>
INDF							
	734 Upholstered Chair • Heavy-duty tube-within-a-tube seam-welded steel seat frame and front leg construction • 2-1/2" foam cushioned seat • 5/8" foam cushioned backrest • 3 welded crossbraces • 3" frame strengthener (A KI exclusive)	Nonganging Steel Leg Cap	734	<input type="checkbox"/> <input type="checkbox"/> <input type="checkbox"/>	<input type="checkbox"/> <input type="checkbox"/> <input type="checkbox"/>	<input type="checkbox"/> <input type="checkbox"/> <input type="checkbox"/> <input type="checkbox"/> <input type="checkbox"/>	<input type="checkbox"/> <input type="checkbox"/> <input type="checkbox"/>
			734SC	<input type="checkbox"/> <input type="checkbox"/> <input type="checkbox"/>	<input type="checkbox"/> <input type="checkbox"/> <input type="checkbox"/>	<input type="checkbox"/> <input type="checkbox"/> <input type="checkbox"/> <input type="checkbox"/> <input type="checkbox"/>	<input type="checkbox"/> <input type="checkbox"/> <input type="checkbox"/>
INDF							
	734 Upholstered Armchair • Heavy-duty tube-within-a-tube seam-welded steel seat frame and front leg construction • 2-1/2" foam cushioned seat • 5/8" foam cushioned backrest • 3 welded crossbraces • Arms fold with chair • 3" frame strengthener (A KI exclusive)	Nonganging	734FM	<input type="checkbox"/> <input type="checkbox"/> <input type="checkbox"/>	<input type="checkbox"/> <input type="checkbox"/> <input type="checkbox"/>	<input type="checkbox"/> <input type="checkbox"/> <input type="checkbox"/> <input type="checkbox"/> <input type="checkbox"/>	<input type="checkbox"/> <input type="checkbox"/> <input type="checkbox"/>
INDF							

A **B** **C** **D** **E**

HOW TO ORDER

Indicate the following information on order form:

- Quantity of each item.
- Model number, including options. See "How To Build a Model Number".
- Any special service required.

Note: • The indicates that a choice is required.

- The absence of the indicates that no choice is required.
- Alpha-numeric characters in place of indicate that no other alternatives are available.

HOW TO BUILD A MODEL NUMBER

- A** Select basic model.
- B** Select frame color.
Refer to color addendum at ki.com or KI Fabrics & Finishes binder.
- C** Select fire code.

NFR	- Compliance to TB 117-2013
FR	- Compliance to TB 133
- D** Select upholstery grade/color.
Refer to color addendum at ki.com or KI Fabrics & Finishes binder.
- E** Select feet/bumper color.
Refer to color addendum at ki.com or KI Fabrics & Finishes binder.

OPTIONS

California TB133 Fire Safety Code

For California Technical Bulletin 133 compliant models, add the following upcharge:

Model = 731
 Added Lead Time=1 Week
 Added List Price=\$31
 Model = 734
 Added Lead Time=1 Week
 Added List Price=\$32

Carton Option

Cartoned two per carton (2P).



Auditorium

Folding Chairs (Freight Excluded Pricing)

Approx. Packaged Weight	Freight Excluded Pricing Fabric Grade 1 & C.O.M.	Freight Excluded Pricing Fabric Grade 2	Freight Excluded Pricing Vinyl Group 1 & C.O.V.	Freight Excluded Pricing Vinyl Group 2
21.0#	\$ 239	\$ 255	\$ 239	\$ 267

19.0#	\$ 207	\$ 226	\$ 207	\$ 239
19.0#	207	226	207	239

23.0#	\$ 311	\$ 336	\$ 311	\$ 353
-------	--------	--------	--------	--------

UPHOLSTERY INFORMATION

C.O.M. Upholstery

C.O.M. requirement for 5 chairs or more is .5 yard per chair of 54" wide nondirectional fabric. For orders of 4 or less chairs and for complete information on ordering C.O.M. see "Ordering C.O.M., C.O.V. and C.O.L." section.

SPECIAL SERVICES

Special Carton Marking

With specially marked information N/C



Shipping

Shipped **assembled f.o.b. freight excluded Bonduel, Wisconsin 54107** factory. Freight class #85.

Specifications and prices are subject to change without prior notice.

Design Line

Folding Chairs (Delivered Pricing)

	MODEL	Features	MODEL NUMBER					Approx. Packaged Weight	
			Basic Model	Frame Color	TB133	Upholstery Color	Feet/Bumper Color		
 <p>11U</p>	Upholstered Seat • Seam-welded tubular steel frame • Heavy-gauge steel seat and backrest • Tubular steel, front and rear crossbraces • Upholstered seat • Wallsaver design • 3" frame strengthener (A KI exclusive)	Upholstered Seat	1103	<input type="checkbox"/> <input type="checkbox"/> <input type="checkbox"/>	<input type="checkbox"/> <input type="checkbox"/>	<input type="checkbox"/> <input type="checkbox"/> <input type="checkbox"/> <input type="checkbox"/> <input type="checkbox"/>	<input type="checkbox"/> <input type="checkbox"/>	11.0#	
 <p>11U</p>	Upholstered Seat and Back • Seam-welded tubular steel frame • Heavy-gauge steel seat and backrest • Tubular steel, front and rear crossbraces • Upholstered seat and back • Wallsaver design • 3" frame strengthener (A KI exclusive)	Upholstered Seat/Back	1104	<input type="checkbox"/> <input type="checkbox"/> <input type="checkbox"/>	<input type="checkbox"/> <input type="checkbox"/>	<input type="checkbox"/> <input type="checkbox"/> <input type="checkbox"/> <input type="checkbox"/> <input type="checkbox"/>	<input type="checkbox"/> <input type="checkbox"/>	12.0#	
			A	B	C	D	E		

HOW TO ORDER

Indicate the following information on order form:

- Quantity of each item.
- Model number, including options. See "How To Build a Model Number".
- Any special service required.

Note: • The indicates that a choice is required.

- The absence of the indicates that no choice is required.
- Alpha-numeric characters in place of indicate that no other alternatives are available.

HOW TO BUILD A MODEL NUMBER

- A** Select basic model.
- B** Select frame color.
Refer to color addendum at ki.com or KI Fabrics & Finishes binder.
- C** Select fire code.

NFR	- Compliance to TB 117-2013
FR	- Compliance to TB 133
- D** Select upholstery grade/color.
Refer to color addendum at ki.com or KI Fabrics & Finishes binder.
- E** Select feet/bumper color.
Refer to color addendum at ki.com or KI Fabrics & Finishes binder.

OPTIONS

California TB133 Fire Safety Code

For California Technical Bulletin 133 compliant models, add the following upcharge:

- Model = 1103
Added Lead Time=1 Week
Added List Price=\$12
- Model = 1104
Added Lead Time=1 Week
Added List Price=\$16



Design Line

Folding Chairs (Delivered Pricing)

Delivered Pricing Fabric Grade 1	Delivered Pricing Vinyl Group 1 & C.O.V.
\$ 82	\$ 82

\$ 104	\$ 104
--------	--------

SPECIAL SERVICES

Special Carton Marking

With specially marked information N/C



Shipping

Shipped **assembled freight prepaid f.o.b. Bonduel, Wisconsin 54107** factory. Freight class #85.

Specifications and prices are subject to change without prior notice.

Design Line

Folding Chairs (Freight Excluded Pricing)

	MODEL	Features	MODEL NUMBER					Approx. Packaged Weight	
			Basic Model	Frame Color	TB133	Upholstery Color	Feet/Bumper Color		
 <p>11U</p>	Upholstered Seat	<ul style="list-style-type: none"> Seam-welded tubular steel frame Heavy-gauge steel seat and backrest Tubular steel, front and rear crossbraces Upholstered seat Wallsaver design 3" frame strengthener (A KI exclusive) 	Upholstered Seat	1103	<input type="checkbox"/>	<input type="checkbox"/>	<input type="checkbox"/>	<input type="checkbox"/>	11.0#
				<input type="checkbox"/>	<input type="checkbox"/>	<input type="checkbox"/>	<input type="checkbox"/>		
				<input type="checkbox"/>	<input type="checkbox"/>	<input type="checkbox"/>	<input type="checkbox"/>		
				<input type="checkbox"/>	<input type="checkbox"/>	<input type="checkbox"/>	<input type="checkbox"/>		
 <p>11U</p>	Upholstered Seat and Back	<ul style="list-style-type: none"> Seam-welded tubular steel frame Heavy-gauge steel seat and backrest Tubular steel, front and rear crossbraces Upholstered seat and back Wallsaver design 3" frame strengthener (A KI exclusive) 	Upholstered Seat/Back	1104	<input type="checkbox"/>	<input type="checkbox"/>	<input type="checkbox"/>	<input type="checkbox"/>	12.0#
				<input type="checkbox"/>	<input type="checkbox"/>	<input type="checkbox"/>	<input type="checkbox"/>		
				<input type="checkbox"/>	<input type="checkbox"/>	<input type="checkbox"/>	<input type="checkbox"/>		
				<input type="checkbox"/>	<input type="checkbox"/>	<input type="checkbox"/>	<input type="checkbox"/>		

A **B** **C** **D** **E**

HOW TO ORDER

Indicate the following information on order form:

- Quantity of each item.
- Model number, including options. See "How To Build a Model Number".
- Any special service required.

Note: • The indicates that a choice is required.

- The absence of the indicates that no choice is required.
- Alpha-numeric characters in place of indicate that no other alternatives are available.

HOW TO BUILD A MODEL NUMBER

- A** Select basic model.
- B** Select frame color.
Refer to color addendum at ki.com or KI Fabrics & Finishes binder.
- C** Select fire code.

NFR	- Compliance to TB 117-2013
FR	- Compliance to TB 133
- D** Select upholstery grade/color.
Refer to color addendum at ki.com or KI Fabrics & Finishes binder.
- E** Select feet/bumper color.
Refer to color addendum at ki.com or KI Fabrics & Finishes binder.

OPTIONS

California TB133 Fire Safety Code

For California Technical Bulletin 133 compliant models, add the following upcharge:

- Model = 1103
Added Lead Time=1 Week
Added List Price=\$12
- Model = 1104
Added Lead Time=1 Week
Added List Price=\$16



Design Line

Folding Chairs (Freight Excluded Pricing)

Freight
Excluded
Pricing
Fabric Grade
1
\$ 67

Freight
Excluded
Pricing
Vinyl Group
1 & C.O.V.
\$ 67

\$ 89

\$ 89

SPECIAL SERVICES

Special Carton Marking

With specially marked information N/C

Shipping

Shipped **assembled f.o.b. freight excluded** **BondueI, Wisconsin 54107** factory. Freight class #85.

Specifications and prices are subject to change without prior notice.

Front Row Seats®

General Information



**Front Row Seats® 734
Upholstered (FRS734)**



**Front Row Seats® 704
Upholstered Seat/Back
(FRS704D/U)**

Features

Seam-welded tubular steel frame	•	•
Steel Seat	•	•
Steel backrest	•	•
Polyfoam seat pad	•	•
Polyfoam backrest pad	•	•
Welded crossbraces	•	•
Wallsaver design	•	•
3" frame strengtheners (a KI exclusive)	•	•
Tube-witin-a-tube construction	•	

General Dimensions

Seat height	17-1/2"	17-1/2"
Ganging on center	18-1/2"	18-1/2"
Overall width	18"	18-1/4"
Overall depth	20-1/2"	19-1/2"
Overall height	31-1/2"	30-1/4"

SPECIFICATIONS

Front Row Seats® 734 Frame

Legs 19-gauge electrically seam-welded 7/8" o.d. steel tubing. Frame reinforced at pivot points with frame strengtheners. Two rear and one front crossbrace of 19-gauge, 5/8" o.d. steel tubing welded to legs. Seat pivots on 1/4" tempered steel rivets at front and 3/16" rivets at rear legs.

Front Row Seats® 734 Backrests

8-1/2" deep, pitched for proper posture support. Panel is curved 24-gauge cold-rolled steel with fully curled edges and spot-welded to frame. Replaceable backrest panel is of 5/8" polyfoam on a 1/4" preformed backboard, secured to the backrest with screws.

Front Row Seats® 734 Seat

18-gauge electrically seam-welded 7/8" square steel tubing at front and sides, reinforced by 18-gauge, 3/4" o.d. tubular steel insert (tube-within-a-tube construction).

Back of seat has 18-gauge formed steel angle support. 2" polyfoam bonded to 5/8" Novoply™ base. Replaceable seat cushions fasten to frame with screws.

Front Row Seats® 734 Folding Arms

Steel frame with a padded and upholstered cushion. Laminated steel frame hinge with 16-gauge, 1/2" o.d. tubular steel arm support.

Front Row Seats® 704 Frames

Legs 19-gauge electrically seam-welded 7/8" o.d. tubing. Front legs reinforced at pivot points with frame strengtheners/seat spacers. Three leg braces of 19-gauge, 5/8" o.d. steel tubing.

Front Row Seats® 704 Steel Backrests

8-1/2" deep, pitched for proper posture support. Panel is curved 24-gauge cold-rolled steel with fully curled edge and spot-welded to frame.

Front Row Seats® 704 Upholstered Backrest

Replaceable backrest panel of 1/2" polyfoam stapled to linerboard base. Attached to backrest by screws.

Front Row Seats® 704U Upholstered Seats

20-gauge recessed steel seat pan. 5/8" polyfoam stapled to linerboard panel. Replaceable, attached by mechanical fasteners, upholstered in vinyl.

Front Row Seats® 704S Upholstered Seats

20-gauge recessed steel seat pan. 1" polyfoam stapled to linerboard panel. Replaceable, attached by mechanical fasteners.

Front Row Seats® Feet

Replaceable non-marring linear polypropylene.

Front Row Seats® Frame Finish

Baked-on electrostatically-applied epoxy powder coating.

INFORMATION

C.O.M. Testing and Production Requirements

KI reserves the right to reject unsuitable material. Orders will not be accepted without prior material approval. Send 1 yard of customer's own material for testing. A 1" square sample swatch for identification must accompany original orders.

Send C.O.M. marked with your name and P.O. number to:

KI
204 West South Street
Bonduel, WI 54107

Fabric Disclaimer

Fabric will be applied as swatched by the fabric manufacturer. Fabric that is required



Silk Screening Charges	Seat or Back Only			Seat and Back		
	1-Color Logo	2-Color Logo	3-Color Logo	1-Color Logo	2-Color Logo	3-Color Logo
Silk Screen Set-up Charge	\$61	\$122	\$179	\$122	\$245	\$352
Silk Screen Application Charge (per chair)						
25-50 Chairs	7	14	22	14	31	46
51-100 Chairs	5	9	12	10	18	26
101+ Chairs	3	6	9	8	10	16
Artwork Charge (per logo)	\$179					

Reorders: No artwork charge if ordered within 1 year of initial order. All other charges apply.

Minimum order of 25 chairs.

Please complete the Front Row Seating Specification Form and Intellectual Property Authorization Form located at the front of this price list.

to be applied differently than is swatched will need a Special Cost Request written specifying the direction the fabric is to be applied. The posted standard lead time will apply to the Special Cost Request.

Licensing Requirements

The ability to manufacture and market Front Row Seats may be limited by licensing requirements. Contact KI Customer Service.



INFORMATION

Warranty

Refer to KI Terms & Conditions document or visit ki.com

Front Row Seats®

Folding Chairs (Delivered Pricing)

Features	MODEL NUMBER									
	Basic Model	Silk Screen Placement	No. of Seat Ink Colors	No. of Back Ink Colors	Frame Color	TB133	Upholstery Color	Feet/Bumper Color		
	1" Seat Pad	FRS704D/S	<input type="checkbox"/> <input type="checkbox"/> <input type="checkbox"/> <input type="checkbox"/>	<input type="checkbox"/> <input type="checkbox"/> <input type="checkbox"/> <input type="checkbox"/> <input type="checkbox"/> <input type="checkbox"/>	<input type="checkbox"/> <input type="checkbox"/> <input type="checkbox"/> <input type="checkbox"/> <input type="checkbox"/> <input type="checkbox"/>	<input type="checkbox"/> <input type="checkbox"/>	<input type="checkbox"/> <input type="checkbox"/>	<input type="checkbox"/> <input type="checkbox"/> <input type="checkbox"/> <input type="checkbox"/> <input type="checkbox"/> <input type="checkbox"/>	<input type="checkbox"/> <input type="checkbox"/>	
	5/8" Seat Pad	FRS704D/U	<input type="checkbox"/> <input type="checkbox"/> <input type="checkbox"/> <input type="checkbox"/>	<input type="checkbox"/> <input type="checkbox"/> <input type="checkbox"/> <input type="checkbox"/> <input type="checkbox"/> <input type="checkbox"/>	<input type="checkbox"/> <input type="checkbox"/> <input type="checkbox"/> <input type="checkbox"/> <input type="checkbox"/> <input type="checkbox"/>	<input type="checkbox"/> <input type="checkbox"/>	<input type="checkbox"/> <input type="checkbox"/>	<input type="checkbox"/> <input type="checkbox"/> <input type="checkbox"/> <input type="checkbox"/> <input type="checkbox"/> <input type="checkbox"/>	<input type="checkbox"/> <input type="checkbox"/>	
<p>FS</p> <p>Upholstered Seat and Back</p> <ul style="list-style-type: none"> • Double hinged • Artwork silk screened on seat, back, or seat and back • Replaceable polyfoam seat and backrest pad • Seam-welded tubular steel frame with heavy-gauge steel backrest • Wallsaver design • 3" frame strengtheners (A KI exclusive) • 1/2" back pad 										
	Nonganging	FRS734	<input type="checkbox"/> <input type="checkbox"/> <input type="checkbox"/> <input type="checkbox"/>	<input type="checkbox"/> <input type="checkbox"/> <input type="checkbox"/> <input type="checkbox"/> <input type="checkbox"/> <input type="checkbox"/>	<input type="checkbox"/> <input type="checkbox"/> <input type="checkbox"/> <input type="checkbox"/> <input type="checkbox"/> <input type="checkbox"/>	<input type="checkbox"/> <input type="checkbox"/>	<input type="checkbox"/> <input type="checkbox"/>	<input type="checkbox"/> <input type="checkbox"/> <input type="checkbox"/> <input type="checkbox"/> <input type="checkbox"/> <input type="checkbox"/>	<input type="checkbox"/> <input type="checkbox"/>	
	<p>FS</p> <p>Upholstered Chair</p> <ul style="list-style-type: none"> • Artwork silk-screened on seat, back, or seat and back • 2" foam cushioned seat; 5/8" cushioned backrest • Heavy-duty tube-within-a-tube seam-welded steel seat frame and front leg construction • 3 welded crossbraces • Wallsaver design 									
			A	B	C	D	E	F	G	H

HOW TO ORDER

Indicate the following information on order form:

1. Quantity of each item.
2. Model number, including options. See "How To Build a Model Number".
3. Any special service required.

Note:

- The indicates that a choice is required.
- The absence of the indicates that no choice is required.
- Alpha-numeric characters in place of indicate that no other alternatives are available.

HOW TO BUILD A MODEL NUMBER

- A** Select basic model.
 - SSS** - Seat only
 - SSB** - Back only
 - SSSB** - Seat and back
- C** Select number of seat ink colors.
 - NSIK** - No seat ink colors
 - 1INKST** - 1 seat ink color
 - 2INKST** - 2 seat ink colors
 - 3INKST** - 3 seat ink colors
- D** Select number of back ink colors.
 - NBIK** - No back ink colors
 - 1INKBK** - 1 back ink color
 - 2INKBK** - 2 back ink colors
 - 3INKBK** - 3 back ink colors

- F** Select fire code.
 - NFR** - Compliance to TB 117-2013
 - FR** - Compliance to TB 133

See Options for TB133 upcharge.

- G** Select upholstery grade/color. Refer to color addendum at ki.com or KI Fabrics & Finishes binder.

- H** Select feet/bumper color. Refer to color addendum at ki.com or KI Fabrics & Finishes binder.



Front Row Seats®

Folding Chairs (Delivered Pricing)

Approx. Packaged Weight	Delivered Pricing Vinyl Group 1 & C.O.V.
13.0#	\$ 99
13.0#	93

19.0#	\$ 240
-------	--------

OPTIONS

Special Enamel Frame

Submit paint sample to KI. Orders will not be accepted without prior suitability approval. Add upcharge to standard chair or C.O.M. price. Minimum quantities required.

California TB133 Fire Safety Code

For California Technical Bulletin 133 compliant models, add the following upcharge:

- Model = FRS704
Added Lead Time-1 Week
Added List Price=\$10
- Model = FRS734
Added Lead Time-1 Week
Added List Price=\$23

SPECIAL SERVICES

Special Carton Marking

With specially marked information N/C



Shipping

Shipped **assembled freight prepaid f.o.b. Bonduel, Wisconsin 54107** factory. Freight class #85.

Specifications and prices are subject to change without prior notice.

Front Row Seats®

Folding Chairs (Freight Excluded Pricing)

Features	MODEL NUMBER									
	Basic Model	Silk Screen Placement	No. of Seat Ink Colors	No. of Back Ink Colors	Frame Color	TB133	Upholstery Color	Feet/Bumper Color		
	1" Seat Pad	FRS704D/S	<input type="checkbox"/> <input type="checkbox"/> <input type="checkbox"/> <input type="checkbox"/>	<input type="checkbox"/> <input type="checkbox"/> <input type="checkbox"/> <input type="checkbox"/> <input type="checkbox"/> <input type="checkbox"/>	<input type="checkbox"/> <input type="checkbox"/> <input type="checkbox"/> <input type="checkbox"/> <input type="checkbox"/> <input type="checkbox"/>	<input type="checkbox"/> <input type="checkbox"/>	<input type="checkbox"/> <input type="checkbox"/>	<input type="checkbox"/> <input type="checkbox"/> <input type="checkbox"/> <input type="checkbox"/> <input type="checkbox"/> <input type="checkbox"/>	<input type="checkbox"/> <input type="checkbox"/>	
	5/8" Seat Pad	FRS704D/U	<input type="checkbox"/> <input type="checkbox"/> <input type="checkbox"/> <input type="checkbox"/>	<input type="checkbox"/> <input type="checkbox"/> <input type="checkbox"/> <input type="checkbox"/> <input type="checkbox"/> <input type="checkbox"/>	<input type="checkbox"/> <input type="checkbox"/> <input type="checkbox"/> <input type="checkbox"/> <input type="checkbox"/> <input type="checkbox"/>	<input type="checkbox"/> <input type="checkbox"/>	<input type="checkbox"/> <input type="checkbox"/>	<input type="checkbox"/> <input type="checkbox"/> <input type="checkbox"/> <input type="checkbox"/> <input type="checkbox"/> <input type="checkbox"/>	<input type="checkbox"/> <input type="checkbox"/>	
<p>FS</p> <p>Upholstered Seat and Back</p> <ul style="list-style-type: none"> • Double hinged • Artwork silk screened on seat, back, or seat and back • Replaceable polyfoam seat and backrest pad • Seam-welded tubular steel frame with heavy-gauge steel backrest • Wallsaver design • 3" frame strengtheners (A KI exclusive) • 1/2" back pad 										
	Nonganging	FRS734	<input type="checkbox"/> <input type="checkbox"/> <input type="checkbox"/> <input type="checkbox"/>	<input type="checkbox"/> <input type="checkbox"/> <input type="checkbox"/> <input type="checkbox"/> <input type="checkbox"/> <input type="checkbox"/>	<input type="checkbox"/> <input type="checkbox"/> <input type="checkbox"/> <input type="checkbox"/> <input type="checkbox"/> <input type="checkbox"/>	<input type="checkbox"/> <input type="checkbox"/>	<input type="checkbox"/> <input type="checkbox"/>	<input type="checkbox"/> <input type="checkbox"/> <input type="checkbox"/> <input type="checkbox"/> <input type="checkbox"/> <input type="checkbox"/>	<input type="checkbox"/> <input type="checkbox"/>	
	<p>FS</p> <p>Upholstered Chair</p> <ul style="list-style-type: none"> • Artwork silk-screened on seat, back, or seat and back • 2" foam cushioned seat; 5/8" cushioned backrest • Heavy-duty tube-within-a-tube seam-welded steel seat frame and front leg construction • 3 welded crossbraces • Wallsaver design 									
			A	B	C	D	E	F	G	H

HOW TO ORDER

Indicate the following information on order form:

1. Quantity of each item.
2. Model number, including options. See "How To Build a Model Number".
3. Any special service required.

Note:

- The indicates that a choice is required.
- The absence of the indicates that no choice is required.
- Alpha-numeric characters in place of indicate that no other alternatives are available.

HOW TO BUILD A MODEL NUMBER

- A** Select basic model.
 - SSS - Seat only
 - SSB - Back only
 - SSSB - Seat and back
- C** Select number of seat ink colors.
 - NSIK - No seat ink colors
 - 1INKST - 1 seat ink color
 - 2INKST - 2 seat ink colors
 - 3INKST - 3 seat ink colors
- D** Select number of back ink colors.
 - NBIK - No back ink colors
 - 1INKBK - 1 back ink color
 - 2INKBK - 2 back ink colors
 - 3INKBK - 3 back ink colors

- F** Select fire code.
 - NFR - Compliance to TB 117-2013
 - FR - Compliance to TB 133

See Options for TB133 upcharge.

- G** Select upholstery grade/color. Refer to color addendum at ki.com or KI Fabrics & Finishes binder.

- H** Select feet/bumper color. Refer to color addendum at ki.com or KI Fabrics & Finishes binder.

- E** Select frame color. Refer to color addendum at ki.com or KI Fabrics & Finishes binder.



Front Row Seats®

Folding Chairs (Freight Excluded Pricing)

Approx. Packaged Weight	Freight Excluded Pricing Vinyl Group 1 & C.O.V.
13.0#	\$ 84
13.0#	80

19.0#	\$ 207
-------	--------

OPTIONS

Special Enamel Frame

Submit paint sample to KI. Orders will not be accepted without prior suitability approval. Add upcharge to standard chair or C.O.M. price. Minimum quantities required.

California TB133 Fire Safety Code

For California Technical Bulletin 133 compliant models, add the following upcharge:

- Model = FRS704
Added Lead Time-1 Week
Added List Price=\$10
- Model = FRS734
Added Lead Time-1 Week
Added List Price=\$23

SPECIAL SERVICES

Special Carton Marking

With specially marked information N/C


Shipping

Shipped **assembled f.o.b. freight excluded Bonduel, Wisconsin 54107** factory. Freight class #85.

Specifications and prices are subject to change without prior notice.

Front Row Seats®

Folding Chairs (Delivered Pricing)

MODEL	MODEL NUMBER							
	Basic Model	Silk Screen Placement	No. of Seat Ink Colors	No. of Back Ink Colors	Frame Color	TB133	Upholstery Color	Feet/Bumper Color
 <p>Upholstered Armchair</p> <ul style="list-style-type: none"> • Artwork silk-screened on seat, back, or seat and back • 2" foam cushioned seat; 5/8" cushioned backrest • Heavy-duty tube-within-a-tube seam-welded steel seat frame and front leg construction • 3 welded crossbraces • Wallsaver design • Arms fold with chair 	FRS734FM	□□□□	□□□□□□	□□□□□□	□□□	□□□	□□□□□□	□□□□

FS

A **B** **C** **D** **E** **F** **G** **H**

HOW TO ORDER

Indicate the following information on order form:

1. Quantity of each item.
2. Model number, including options. See "How To Build a Model Number".
3. Any special service required.

Note: • The indicates that a choice is required.
 • The absence of the indicates that no choice is required.
 • Alpha-numeric characters in place of indicate that no other alternatives are available.

HOW TO BUILD A MODEL NUMBER

- A** Select basic model.
 SSS - Seat only
 SSB - Back only
 SSSB - Seat and back
- C** Select number of seat ink colors.
 NSIK - No seat ink colors
 1INKST - 1 seat ink color
 2INKST - 2 seat ink colors
 3INKST - 3 seat ink colors
- D** Select number of back ink colors.
 NBIK - No back ink colors
 1INKBK - 1 back ink color
 2INKBK - 2 back ink colors
 3INKBK - 3 back ink colors

- F** Select fire code.
 NFR - Compliance to TB 117-2013
 FR - Compliance to TB 133

See Options for TB133 upcharge.

- G** Select upholstery grade/color.
 Refer to color addendum at ki.com or KI Fabrics & Finishes binder.

- H** Select feet/bumper color.
 Refer to color addendum at ki.com or KI Fabrics & Finishes binder.

- E** Select frame color.
 Refer to color addendum at ki.com or KI Fabrics & Finishes binder.



Front Row Seats®

Folding Chairs (Delivered Pricing)

Approx. Packaged Weight	Delivered Pricing Vinyl Group 1 & C.O.V.
19.0#	\$ 379

OPTIONS

Special Enamel Frame

Submit paint sample to KI. Orders will not be accepted without prior suitability approval. Add upcharge to standard chair or C.O.M. price. Minimum quantities required.

California TB133 Fire Safety Code

For California Technical Bulletin 133 compliant models, add the following upcharge:

- Model = FRS704
Added Lead Time-1 Week
Added List Price=\$10
- Model = FRS734
Added Lead Time-1 Week
Added List Price=\$23

SPECIAL SERVICES

Special Carton Marking

With specially marked information N/C


Shipping

Shipped **assembled freight prepaid f.o.b. Bonduel, Wisconsin 54107** factory. Freight class #85.

Specifications and prices are subject to change without prior notice.

Front Row Seats®

Folding Chairs (Freight Excluded Pricing)

MODEL	MODEL NUMBER							
	Basic Model	Silk Screen Placement	No. of Seat Ink Colors	No. of Back Ink Colors	Frame Color	TB133	Upholstery Color	Feet/Bumper Color
 <p>Upholstered Armchair</p> <ul style="list-style-type: none"> • Artwork silk-screened on seat, back, or seat and back • 2" foam cushioned seat; 5/8" cushioned backrest • Heavy-duty tube-within-a-tube seam-welded steel seat frame and front leg construction • 3 welded crossbraces • Wallsaver design • Arms fold with chair 	FRS734FM	□□□□	□□□□□□	□□□□□□	□□□	□□□	□□□□□□	□□□

FS

A **B** **C** **D** **E** **F** **G** **H**

HOW TO ORDER

Indicate the following information on order form:

1. Quantity of each item.
2. Model number, including options. See "How To Build a Model Number".
3. Any special service required.

Note: • The indicates that a choice is required.
 • The absence of the indicates that no choice is required.
 • Alpha-numeric characters in place of indicate that no other alternatives are available.

HOW TO BUILD A MODEL NUMBER

- A** Select basic model.

- B** Select silk screen placement.
 SSS - Seat only
 SSB - Back only
 SSSB - Seat and back
- C** Select number of seat ink colors.
 NSIK - No seat ink colors
 1INKST - 1 seat ink color
 2INKST - 2 seat ink colors
 3INKST - 3 seat ink colors
- D** Select number of back ink colors.
 NBIK - No back ink colors
 1INKBK - 1 back ink color
 2INKBK - 2 back ink colors
 3INKBK - 3 back ink colors

- F** Select fire code.
 NFR - Compliance to TB 117-2013
 FR - Compliance to TB 133

See Options for TB133 upcharge.

- G** Select upholstery grade/color.
Refer to color addendum at ki.com or KI Fabrics & Finishes binder.

- H** Select feet/bumper color.
Refer to color addendum at ki.com or KI Fabrics & Finishes binder.

- E** Select frame color.
Refer to color addendum at ki.com or KI Fabrics & Finishes binder.



Front Row Seats®

Folding Chairs (Freight Excluded Pricing)

Approx. Packaged Weight	Freight Excluded Pricing Vinyl Group 1 & C.O.V.
19.0#	\$ 332

OPTIONS

Special Enamel Frame

Submit paint sample to KI. Orders will not be accepted without prior suitability approval. Add upcharge to standard chair or C.O.M. price. Minimum quantities required.

California TB133 Fire Safety Code

For California Technical Bulletin 133 compliant models, add the following upcharge:

- Model = FRS704
Added Lead Time-1 Week
Added List Price=\$10
- Model = FRS734
Added Lead Time-1 Week
Added List Price=\$23

SPECIAL SERVICES

Special Carton Marking

With specially marked information N/C

Shipping

Shipped **assembled f.o.b. freight excluded Bonduel, Wisconsin 54107** factory. Freight class #85.

Specifications and prices are subject to change without prior notice.

Folding Chairs - 05

General Information



**Value® Lite Single Hinge
(VL100)**



**Steel Seat Double Hinge w/
Three Crossbraces (331D)**



**Fabric Upholstered Seat and
Back (344DF)**

Features

Seam-welded tubular steel frame	•	•	•
Steel Seat		•	•
Steel backrest		•	•
Single hinge	•		•
Double hinge		•	•
2 double-riveted crossbraces			•
3 double-riveted crossbraces		•	
3" frame strengtheners (a KI exclusive)		•	•
Wallsaver design	•	•	

General Dimensions

Seat height	17-3/4"	17" (18" uph)	17-1/2"
Overall width	18-1/2"	18-1/4"	18-1/2"
Overall depth	21-1/8"	19-1/2"	21"
Overall height	33-3/8"	30-1/4"	31"
Folded depth	3"	2-1/2"	2-3/4"

SPECIFICATIONS 331D

Frame

Electrically seam-welded 18-gauge x 7/8" o.d. tubular steel. 13-gauge "ribbed" linkage, reinforced at pivot points with both front and rear leg frame strengtheners. 5/8" dia. crossbraces double riveted to each leg.

Steel Backrest

One-piece 24-gauge cold-rolled with fully curled safety edge, securely welded to frame. 2" deep concave shape for maximum support. Rounded back for comfort.

Steel Seat

One-piece 22-gauge cold-rolled with fully curled safety edge, securely riveted to frame. Front corners have a waterfall shape.

344DV, 344DF

Frame

Electrically seam-welded 18-gauge x 7/8"

o.d. tubular steel. 13-gauge "ribbed" linkage, 3/4" dia. crossbraces double riveted to each leg.

Upholstered Backrest

One-piece 24-gauge cold-rolled with fully curled safety edge, securely welded to frame. 7/8" polyfoam stapled to linerboard panel attached with screws to backrest. Higher back for added comfort.

Upholstered Seat

One-piece 22-gauge cold-rolled with fully curled safety edge, securely riveted to frame. 1-3/8" polyfoam sealed to linerboard panel attached with rivets to seat pan.

VL100

Frame

Electrically seam-welded 17-gauge x 1-1/8" o.d. tubular steel. 13-gauge "ribbed" linkage, 2-1/4" 11-gauge under seat support brace, 13-gauge side seat support 3/4" arched welded crossbraces.

Seat and Backrest

1-1/4" thick high-density polyethylene plastic.

Fabric Disclaimer

Fabric will be applied as swatched by the fabric manufacturer. Fabric that is required to be applied differently than is swatched will need a Special Cost Request written specifying the direction the fabric is to be applied. The posted standard lead time will apply to the Special Cost Request.



Vinyl Upholstered Seat and Back (344DV)

Features

Seam-welded tubular steel frame	•
Steel Seat	•
Steel backrest	•
Single hinge	•
Double hinge	•
2 double-riveted crossbraces	•
3" frame strengtheners (a KI exclusive)	•
Wallsaver design	

General Dimensions

Seat height	17-1/2"
Overall width	18-1/2"
Overall depth	21"
Overall height	31"
Folded depth	2-3/4"

INFORMATION

Warranty

Refer to KI Terms & Conditions document or visit ki.com

Folding Chairs - 05

General Information



**Steel Seat Double Hinge
w/ Tablet Arm
(301DTA)**



**Vinyl Upholstered Seat
Double Hinge w/ Tablet Arm
(301DVTA)**



**Double Tier Storage Caddy
(KDT84)**



**Vertical Storage Caddy
(KV50A)**

Features

Seam-welded tubular steel frame	•	•		
Steel Seat	•	•		
Steel backrest	•	•		
Polyfoam seat pad		•		
Polyfoam backrest pad		•		
Double hinge	•	•		
2 double-riveted crossbraces	•	•		
Front frame strengtheners	•	•		

Features (Capacity)

301, 301D, 331D			84	50
344DV, 344DF			72	42
301DTA, 301DVTA			0	25
VL.100			0	50

General Dimensions

Seat height	16-1/2"	17-1/2"		
Overall width	21"	21"	33-3/4"	20-7/8"
Overall depth	28-1/4"	28-1/4"	61-1/2"	106-1/2"
Overall height	30-1/4"	30-1/4"	67-5/8"	30"
Tablet arm	11-1/4" x 21-7/8"	11-1/4" x 21-7/8"		
Tablet arm height from floor	26-1/2"	26-1/2"		
Folded depth	4"	4-1/2"		
Wheels on center			30"	15-1/2"

SPECIFICATIONS

301DTA

Frame

Electrically seam-welded 18-gauge x 7/8" o.d. tubular steel. 13-gauge "ribbed" linkage, reinforced at pivot points with both front and rear leg frame strengtheners. 5/8" diameter crossbraces double riveted to each leg.

Steel Backrest

One-piece 24-gauge cold-rolled with fully curled safety edge, securely welded to frame. 2" deep concave shape for maximum support. Rounded back for comfort.

Steel Seat

One-piece 22-gauge cold-rolled with fully curled safety edge, securely riveted to frame. Front corners have a waterfall shape.

301DVTA

Frame

Electrically seam-welded 18-gauge x 7/8"

o.d. tubular steel. 13-gauge "ribbed" linkage, 3/4" diameter crossbraces double riveted to each leg.

Upholstered Backrest

One-piece 24-gauge cold-rolled with fully curled safety edge, securely welded to frame. 7/8" polyfoam stapled to linerboard panel attached with screws to backrest. Higher back for added comfort.

Upholstered Seat

One-piece 22-gauge cold-rolled with fully curled safety edge, securely riveted to frame. 1-3/8" polyfoam sealed to linerboard panel attached with rivets to seat pan.

Tablet Arm

Tablet arm is constructed of high-density particleboard with high-pressure laminate top.

Fabric Disclaimer

Fabric will be applied as swatched by the fabric manufacturer. Fabric that is required

to be applied differently than is swatched will need a Special Cost Request written specifying the direction the fabric is to be applied. The posted standard lead time will apply to the Special Cost Request.




INFORMATION

Warranty

Refer to KI Terms & Conditions document
or visit ki.com

Folding Chairs - 05

Folding Chairs (Delivered Pricing)

	MODEL	Features	MODEL NUMBER		Approx. Packaged Weight
			Basic Model		
 <p>FC</p>	Steel Seat Double Hinge w/ 3 Cross-braces • Double hinge • Seam-welded tubular steel frame • Heavy-duty steel seat and backrest • Double-riveted crossbraces, front and rear • Added rear double-riveted crossbrace for superior strength • 3" frame strengtheners (A KI exclusive) • Wallsaver design • Matching feet (BS has black feet)	Unupholstered Beige	331D/BE		11.0#
		Unupholstered Black	331D/BL		11.0#
		Unupholstered Brown	331D/BR		11.0#
		Unupholstered Baltic	331D/BS		11.0#
		Unupholstered Warm Grey	331D/WG		11.0#

A

HOW TO ORDER

Indicate the following information on order form:

1. Quantity of each item.
2. Model number, including options. See "How To Build a Model Number".
3. Any special service required.

Note:

- The indicates that a choice is required.
- The absence of the indicates that no choice is required.
- Alpha-numeric characters in place of indicate that no other alternatives are available.

HOW TO BUILD A MODEL NUMBER

A Select basic model.

INFORMATION

Cartoning

Model 331D - 4 units per carton
 Model VL.100 - 4 units per carton



Folding Chairs - 05

Folding Chairs (Delivered Pricing)

Delivered Pricing

\$ 52
52
52
52
52

SPECIAL SERVICES

Special Carton Marking

With specially marked information N/C


Shipping

Shipped **assembled freight prepaid f.o.b. Tupelo, Mississippi 38804** factory. Freight class #85.

Specifications and prices are subject to change without prior notice.

Folding Chairs - 05

Folding Chairs (Freight Excluded Pricing)

	MODEL	Features	MODEL NUMBER		Approx. Packaged Weight
			Basic Model		
 <p>FC</p>	Steel Seat Double Hinge w/ 3 Cross-braces <ul style="list-style-type: none"> • Double hinge • Seam-welded tubular steel frame • Heavy-duty steel seat and backrest • Double-riveted crossbraces, front and rear • Added rear double-riveted crossbrace for superior strength • 3" frame strengtheners (A KI exclusive) • Wallsaver design • Matching feet (BS has black feet) 	Unupholstered Beige	331D/BE		11.0#
		Unupholstered Black	331D/BL		11.0#
		Unupholstered Brown	331D/BR		11.0#
		Unupholstered Baltic	331D/BS		11.0#
		Unupholstered Warm Grey	331D/WG		11.0#

A

HOW TO ORDER

Indicate the following information on order form:

1. Quantity of each item.
2. Model number, including options. See "How To Build a Model Number".
3. Any special service required.

Note: • The indicates that a choice is required.

- The absence of the indicates that no choice is required.
- Alpha-numeric characters in place of indicate that no other alternatives are available.

HOW TO BUILD A MODEL NUMBER

A Select basic model.

INFORMATION

Cartoning

Model 331D - 4 units per carton
Model VL.100 - 4 units per carton



Folding Chairs - 05

Folding Chairs (Freight Excluded Pricing)

Freight
Excluded
Pricing

\$ 40
40
40
40
40

SPECIAL SERVICES

Special Carton Marking

With specially marked information N/C


Shipping

Shipped **assembled f.o.b. freight excluded** **Tupelo, Mississippi 38804** factory. Freight class #85.

Specifications and prices are subject to change without prior notice.

Folding Chairs - 05

Folding Chairs (Delivered Pricing)

	MODEL NUMBER		
	Basic Model	Approx. Packaged Weight	
 <p>MODEL</p> <p>ValueLite® Single Hinge</p> <ul style="list-style-type: none"> • Single hinge • High-density polyethylene seat and back • Front and back arched welded cross-braces • Polyethylene glides • Frame color hammer tone black • Seat and back color speckled white • Sold 4 per carton • Integrated handle in backrest • Seat and back thickness 1-1/4" 	VL.100.BL.WH	13.0#	

HRDPT

A

HOW TO ORDER

Indicate the following information on order form:

1. Quantity of each item.
2. Model number, including options. See "How To Build a Model Number".
3. Any special service required.

Note:

- The indicates that a choice is required.
- The absence of the indicates that no choice is required.
- Alpha-numeric characters in place of indicate that no other alternatives are available.

HOW TO BUILD A MODEL NUMBER

A Select basic model.

INFORMATION

Cartoning

Model 344DV - 4 units per carton
 Model 344DF - 4 units per carton



Folding Chairs - 05

Folding Chairs (Delivered Pricing)

Delivered
Pricing
\$ 72

SPECIAL SERVICES

Special Carton Marking

With specially marked information N/C


Shipping

Shipped **assembled freight prepaid f.o.b. Tupelo, Mississippi 38804** factory. Freight class #85.

Specifications and prices are subject to change without prior notice.

Folding Chairs - 05

Folding Chairs (Freight Excluded Pricing)

	MODEL NUMBER	
	Basic Model	Approx. Packaged Weight
 <p>HRDPT</p>	<p>MODEL</p> <p>ValueLite® Single Hinge</p> <ul style="list-style-type: none"> • Single hinge • High-density polyethylene seat and back • Front and back arched welded cross-braces • Polyethylene glides • Frame color hammer tone black • Seat and back color speckled white • Sold 4 per carton • Integrated handle in backrest • Seat and back thickness 1-1/4" 	<p>VL.100.BL.WH</p> <p>13.0#</p>

A

HOW TO ORDER

Indicate the following information on order form:

1. Quantity of each item.
2. Model number, including options. See "How To Build a Model Number".
3. Any special service required.

Note: • The indicates that a choice is required.

- The absence of the indicates that no choice is required.
- Alpha-numeric characters in place of indicate that no other alternatives are available.

HOW TO BUILD A MODEL NUMBER

A Select basic model.

INFORMATION

Cartoning

Model 344DV - 4 units per carton
Model 344DF - 4 units per carton



Folding Chairs - 05

Folding Chairs (Freight Excluded Pricing)

Freight
Excluded
Pricing
\$ 62

SPECIAL SERVICES

Special Carton Marking

With specially marked information N/C



Shipping

Shipped **assembled f.o.b. freight excluded** **Tupelo, Mississippi 38804** factory. Freight class #85.

Specifications and prices are subject to change without prior notice.

Folding Chairs - 05

Folding Chairs (Delivered Pricing)

	MODEL	Features	MODEL NUMBER		Approx. Packaged Weight	
			Basic Model			
	Vinyl Upholstered <ul style="list-style-type: none"> • Double hinge • Seam-welded tubular steel frame • Heavy-duty steel seat and backrest • Double-riveted crossbraces, front and rear • 7/8" polyfoam backrest pad • 1-3/8" polyfoam seat pad • Higher back for comfort 	Beige Frame/Beige Vinyl	344DV/BE/VBE		12.0#	
		Beige Frame/Brown Vinyl	344DV/BE/VBR		12.0#	
		Warm Grey Frame/Blue Vinyl	344DV/WG/VBH		12.0#	
		Warm Grey Frame/Black Vinyl	344DV/WG/VBL		12.0#	
		Warm Grey Frame/Burgundy Vinyl	344DV/WG/VBU		12.0#	
		Warm Grey Frame/Grey Vinyl	344DV/WG/VGY		12.0#	
FC	Not available for sale in the state of California					
	Fabric Upholstered <ul style="list-style-type: none"> • Double hinge • Seam-welded tubular steel frame • Heavy-duty steel seat and backrest • Double-riveted crossbraces, front and rear • 7/8" polyfoam backrest pad • 1-3/8" polyfoam seat pad • Higher back for comfort 	Beige Frame/Beige Fabric	344DF/BE/FBE		12.0#	
		Black Frame/Charcoal Fabric	344DF/BL/FCH		12.0#	
		Brown Frame/Walnut Fabric	344DF/BR/FWA		12.0#	
		Warm Grey Frame/Blue Fabric	344DF/WG/FBH		12.0#	
		Warm Grey Frame/Burgundy Fabric	344DF/WG/FBU		12.0#	
FC	Not available for sale in the state of California					

A

HOW TO ORDER

Indicate the following information on order form:

1. Quantity of each item.
2. Model number, including options. See "How To Build a Model Number".
3. Any special service required.

Note: • The indicates that a choice is required.
 • The absence of the indicates that no choice is required.
 • Alpha-numeric characters in place of indicate that no other alternatives are available.

HOW TO BUILD A MODEL NUMBER

A Select basic model.

INFORMATION

Cartoning

Model 301DTAR - 2 units per carton
 Model 301DVTAR - 2 units per carton



Folding Chairs - 05

Folding Chairs (Delivered Pricing)

Delivered Pricing

\$ 72
72
72
72
72
72

\$ 74
74
74
74
74

SPECIAL SERVICES

Special Carton Marking

With specially marked information N/C



Shipping

Shipped **assembled freight prepaid f.o.b. Tupelo, Mississippi 38804** factory. Freight class #85.

Specifications and prices are subject to change without prior notice.

Folding Chairs - 05

Folding Chairs (Freight Excluded Pricing)

	MODEL	Features	MODEL NUMBER		Approx. Packaged Weight	
			Basic Model			
	Vinyl Upholstered <ul style="list-style-type: none"> • Double hinge • Seam-welded tubular steel frame • Heavy-duty steel seat and backrest • Double-riveted crossbraces, front and rear • 7/8" polyfoam backrest pad • 1-3/8" polyfoam seat pad • Higher back for comfort 	Beige Frame/Beige Vinyl	344DV/BE/VBE		12.0#	
		Beige Frame/Brown Vinyl	344DV/BE/VBR		12.0#	
		Warm Grey Frame/Blue Vinyl	344DV/WG/VBH		12.0#	
		Warm Grey Frame/Black Vinyl	344DV/WG/VBL		12.0#	
		Warm Grey Frame/Burgundy Vinyl	344DV/WG/VBU		12.0#	
		Warm Grey Frame/Grey Vinyl	344DV/WG/VGY		12.0#	
FC	Not available for sale in the state of California					
	Fabric Upholstered <ul style="list-style-type: none"> • Double hinge • Seam-welded tubular steel frame • Heavy-duty steel seat and backrest • Double-riveted crossbraces, front and rear • 7/8" polyfoam backrest pad • 1-3/8" polyfoam seat pad • Higher back for comfort 	Beige Frame/Beige Fabric	344DF/BE/FBE		12.0#	
		Black Frame/Charcoal Fabric	344DF/BL/FCH		12.0#	
		Brown Frame/Walnut Fabric	344DF/BR/FWA		12.0#	
		Warm Grey Frame/Blue Fabric	344DF/WG/FBH		12.0#	
		Warm Grey Frame/Burgundy Fabric	344DF/WG/FBU		12.0#	
FC	Not available for sale in the state of California					

A

HOW TO ORDER

Indicate the following information on order form:

1. Quantity of each item.
2. Model number, including options. See "How To Build a Model Number".
3. Any special service required.

Note: • The indicates that a choice is required.

- The absence of the indicates that no choice is required.
- Alpha-numeric characters in place of indicate that no other alternatives are available.

HOW TO BUILD A MODEL NUMBER

A Select basic model.

INFORMATION

Cartoning

Model 301DTAR - 2 units per carton
 Model 301DVTAR - 2 units per carton



Folding Chairs - 05

Folding Chairs (Freight Excluded Pricing)

Freight
Excluded
Pricing

\$ 52
52
52
52
52
52

\$ 57
57
57
57
57

SPECIAL SERVICES

Special Carton Marking

With specially marked information N/C



Shipping

Shipped **assembled f.o.b. freight excluded** **Tupelo, Mississippi 38804** factory. Freight class #85.

Specifications and prices are subject to change without prior notice.

Folding Chairs - 05

Folding Chairs (Delivered Pricing)

	MODEL	Features	MODEL NUMBER	
			Basic Model	Approx. Packaged Weight
	Tablet Arm and Steel Seat • Double hinge • Seam-welded tubular steel frame • Heavy-duty steel seat and backrest • Double-riveted crossbraces, front and rear • 3" front frame strengtheners • Plastic laminate arm folds with the chair	Beige Frame/Oak Tablet-Right	301DTAR/BE/LOK	17.0#
		Warm Grey Frame/Grey Tablet-Right	301DTAR/WG/LGE	17.0#
FC				
	Tablet Arm and Vinyl Upholstered Seat • Double-hinge • Seam-welded tubular steel frame • Heavy-duty steel seat and backrest • Double-riveted crossbraces, front and rear • 3" front frame strengtheners • Plastic laminate arm folds with the chair • 7/8" polyfoam backrest pad • 1-3/8" polyfoam seat pad Not available for sale in the state of California	Warm Grey Frame/Grey Vinyl/Grey Tablet-Right	301DVTAR/WG/VGY/LGE	18.0#
FC				

A

HOW TO ORDER

Indicate the following information on order form:

1. Quantity of each item.
2. Model number, including options. See "How To Build a Model Number".
3. Any special service required.

Note:

- The indicates that a choice is required.
- The absence of the indicates that no choice is required.
- Alpha-numeric characters in place of indicate that no other alternatives are available.

HOW TO BUILD A MODEL NUMBER

A Select basic model.

INFORMATION

Cartoning

Model 301DTAR - 2 units per carton
 Model 301DVTAR - 2 units per carton



Folding Chairs - 05

Folding Chairs (Delivered Pricing)

Delivered
Pricing

\$ 110

110

\$ 130

SPECIAL SERVICES

Special Carton Marking

With specially marked information N/C



Shipping

Shipped **assembled freight prepaid f.o.b. Tupelo, Mississippi 38804** factory. Freight class #85.

Specifications and prices are subject to change without prior notice.

Folding Chairs - 05

Folding Chairs (Freight Excluded Pricing)

	MODEL	Features	MODEL NUMBER	
			Basic Model	Approx. Packaged Weight
	Tablet Arm and Steel Seat • Double hinge • Seam-welded tubular steel frame • Heavy-duty steel seat and backrest • Double-riveted crossbraces, front and rear • 3" front frame strengtheners • Plastic laminate arm folds with the chair	Beige Frame/Oak Tablet-Right	301DTAR/BE/LOK	17.0#
		Warm Grey Frame/Grey Tablet-Right	301DTAR/WG/LGE	17.0#
FC				
	Tablet Arm and Vinyl Upholstered Seat • Double-hinge • Seam-welded tubular steel frame • Heavy-duty steel seat and backrest • Double-riveted crossbraces, front and rear • 3" front frame strengtheners • Plastic laminate arm folds with the chair • 7/8" polyfoam backrest pad • 1-3/8" polyfoam seat pad Not available for sale in the state of California	Warm Grey Frame/Grey Vinyl/Grey Tablet-Right	301DVTAR/WG/VGY/LGE	18.0#
FC				

A

HOW TO ORDER

Indicate the following information on order form:

1. Quantity of each item.
2. Model number, including options. See "How To Build a Model Number".
3. Any special service required.

Note:

- The indicates that a choice is required.
- The absence of the indicates that no choice is required.
- Alpha-numeric characters in place of indicate that no other alternatives are available.

HOW TO BUILD A MODEL NUMBER

A Select basic model.

INFORMATION

Cartoning

Model 301DTAR - 2 units per carton
 Model 301DVTAR - 2 units per carton



Folding Chairs - 05

Folding Chairs (Freight Excluded Pricing)

Freight
Excluded
Pricing

\$ 75
75

\$ 93

SPECIAL SERVICES

Special Carton Marking

With specially marked information N/C

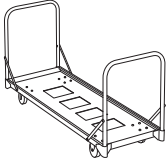

Shipping

Shipped **assembled f.o.b. freight excluded** Tupelo, Mississippi 38804 factory. Freight class #85.

Specifications and prices are subject to change without prior notice.

Storage Caddies for Folding Chairs - 05

Folding Chairs (Delivered Pricing)

		MODEL NUMBER		
	MODEL	W	Basic Model	Approx. Packaged Weight
 <p>CCAD</p>	Vertical Storage Caddy <ul style="list-style-type: none"> • Heavy-duty 16-gauge steel frame • Adjustable middle post - standard • Tablet arm chairs require double the space of non-tablet arm chairs • Beige finish only <p>Consult General Information page for appropriate caddy for your selected chairs.</p>	50"	KV50A/BE/C	63.0#
 <p>CCAD</p>	Double-Tier Storage Caddy <ul style="list-style-type: none"> • Heavy-duty 11-gauge, 1" x 2" tubular steel • Chairs suspend from tines • NOTE: Cannot store tablet arm chairs • Beige finish only <p>Consult General Information page for appropriate caddy for your selected chairs.</p>	84"	KDT84/BE/C	100.0#



HOW TO ORDER

Indicate the following information on order form:

1. Quantity of each item.
2. Model number, including options. See "How To Build a Model Number".
3. Any special service required.

Note:

- The indicates that a choice is required.
- The absence of the indicates that no choice is required.
- Alpha-numeric characters in place of indicate that no other alternatives are available.

HOW TO BUILD A MODEL NUMBER

A Select basic model.

INFORMATION

Cartoning

Model KV50A - 1 unit per carton
 Model KDT84 - 1 unit per carton



Storage Caddies for Folding Chairs - 05

Folding Chairs (Delivered Pricing)

Delivered
Pricing
\$ 620

\$ 1576

SPECIAL SERVICES

Special Carton Marking

With specially marked information N/C

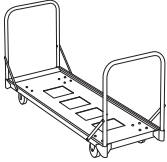

Shipping

Shipped **assembled freight prepaid f.o.b. Bonduel, Wisconsin 54107** factory. Freight class #85.

Specifications and prices are subject to change without prior notice.

Storage Caddies for Folding Chairs - 05

Folding Chairs (Freight Excluded Pricing)

		MODEL NUMBER		
	MODEL	W	Basic Model	Approx. Packaged Weight
 <p>CCAD</p>	Vertical Storage Caddy <ul style="list-style-type: none"> • Heavy-duty 16-gauge steel frame • Adjustable middle post - standard • Tablet arm chairs require double the space of non-tablet arm chairs • Beige finish only <p>Consult General Information page for appropriate caddy for your selected chairs.</p>	50"	KV50A/BE/C	63.0#
 <p>CCAD</p>	Double-Tier Storage Caddy <ul style="list-style-type: none"> • Heavy-duty 11-gauge, 1" x 2" tubular steel • Chairs suspend from tines • NOTE: Cannot store tablet arm chairs • Beige finish only <p>Consult General Information page for appropriate caddy for your selected chairs.</p>	84"	KDT84/BE/C	100.0#

A

HOW TO ORDER

Indicate the following information on order form:

1. Quantity of each item.
2. Model number, including options. See "How To Build a Model Number".
3. Any special service required.

Note:

- The indicates that a choice is required.
- The absence of the indicates that no choice is required.
- Alpha-numeric characters in place of indicate that no other alternatives are available.

HOW TO BUILD A MODEL NUMBER

A Select basic model.

INFORMATION

Cartoning

Model KV50A - 1 unit per carton
 Model KDT84 - 1 unit per carton



Storage Caddies for Folding Chairs - 05

Folding Chairs (Freight Excluded Pricing)

Freight
Excluded
Pricing
\$ 496

\$ 1241

SPECIAL SERVICES

Special Carton Marking

With specially marked information N/C

Shipping

Shipped **assembled f.o.b. freight excluded**
Bonduel, Wisconsin 54107 factory. Freight
class #85.

Specifications and prices are subject to
change without prior notice.

Novite™

General Information



Novite Folding Chair



Wall Hanger

Features

Indoor/outdoor use	•
All plastic construction	•
Lightweight	•
100% recyclable	•
Optional ganging	•

General Dimensions

Seat height	18"
-------------	-----

Overall Dimensions

Width	18-1/4"	2-1/2"
Depth	20-1/2"	
Height	32-3/4"	5-1/2"
Length		12"

Casters on center

SPECIFICATIONS

Material

All polypropylene construction.

Disclaimer

Excessive exposure to sunlight over time may cause the color to fade.






INFORMATION

Warranty

Refer to KI Terms & Conditions document
or visit ki.com

Novite™

Folding Chairs (Delivered Pricing)

MODEL	MODEL NUMBER			Approx. Packaged Weight
	Basic Model	Poly Color	Paint Color	
 <p>Folding Chair</p> <ul style="list-style-type: none"> Indoor/outdoor use All plastic construction Lightweight 100% recyclable Weighs 10 lbs. per chair 	NOVITE	<input type="checkbox"/> <input type="checkbox"/> <input type="checkbox"/> <input type="checkbox"/>		10.0#
NOV				
 <p>Folding Chair with Drain Holes</p> <ul style="list-style-type: none"> Indoor/outdoor use Drainage holes in seat All plastic construction Lightweight 100% recyclable Weighs 10 lbs. per chair 	NOVITEOD	<input type="checkbox"/> <input type="checkbox"/> <input type="checkbox"/> <input type="checkbox"/>		10.0#
NOV				
Ganger	NOV.GANGER	<input type="checkbox"/> <input type="checkbox"/> <input type="checkbox"/> <input type="checkbox"/>		0.0#
NOV				
 <p>Wall Hanger</p> <ul style="list-style-type: none"> Wall hanging to mount 1 chair Steel powder-coated construction Three 1/4" holes for mounting 	NOVH		CO	0.0#
NOVH				

A **B** **C**

HOW TO ORDER

Indicate the following information on order form:

- Quantity of each item.
- Model number, including options. See "How To Build a Model Number".
- Any special service required.

Note: • The indicates that a choice is required.

- The absence of the indicates that no choice is required.
- Alpha-numeric characters in place of indicate that no other alternatives are available.

HOW TO BUILD A MODEL NUMBER

- A** Select basic model.
- B** Select plastic color. Refer to color addendum at ki.com or KI Fabrics & Finishes binder.
- C** Select paint color.
CO - Cottonwood



Delivered
Pricing
\$ 113

\$ 118

\$ 5

\$ 43

SPECIAL SERVICES

Special Carton Marking

With specially marked information N/C

Shipping

Shipped **assembled freight prepaid f.o.b. Tupelo, Mississippi 38804** factory. Freight class #125.

Specifications and prices are subject to change without prior notice.

Folding Chair Storage and Accessories

General Information



Vertical Storage Caddy
KV25

KV35

KV50

Features (Capacity)			
100, 300, 331, 700, 1100	25 Chairs	35 Chairs	50 Chairs
VL100 (Value Lite)	21 Chairs	30 Chairs	50 Chairs
344	21 Chairs	31 Chairs	42 Chairs
731, 734, 702CL	14 Chairs	20 Chairs	30 Chairs
734FM	11 Chairs	16 Chairs	21 Chairs
Novite	N/A	N/A	38 Chairs
General Dimensions			
Length	56-1/2"	80-1/2"	106-1/2"
Width	20-7/8"	20-7/8"	20-7/8"
Height from floor	30"	30"	30"
Casters on center	15-1/2"	15-1/2"	15-1/2"



Replacement Feet
(Polypropylene)



Replacement Feet
(Rubber)



Replacement Bumper

SPECIFICATIONS

The capacity listed in the above chart is for non-tablet arm chairs. Tablet arm chairs require double the space. Replacement feet and bumpers are available.

KV Series Vertical Storage Caddy

One-piece bed of 16-gauge steel with sides channeled to 1-1/2" high. To each end, a 4-1/2" x 1-1/2" angle steel member is electrically welded. To each outside corner of the bed is welded a 14-gauge, 1-1/4" o.d. end post socket to support removable 1-1/8" o.d., 18-gauge end posts. Loading stops are stamped into the bed. 4" high x 1-1/4" wide roller-bearing wheels.

Optional adjustable end post sockets are constructed of welded steel. Sockets and removable end post are positioned against partial loads to eliminate load from shifting.

KH Series Horizontal Storage Caddy

One-piece bed of 16-gauge steel with sides channeled to 1-1/2" high. Side rails are

fitted into sockets welded to end posts. Distance between side rails is equal to folded height of chairs from top to bottom crossbrace for snug storage. 4" high x 1-1/4" wide roller-bearing wheels.

KDT84 Caddy

Legs, uprights and crossbrace are fabricated of 11-gauge, 1" x 2" tubular steel. Legs are welded to uprights; crossbraces are bolted. Open tubing ends are covered with plastic end caps. Chair suspension tines of 14-gauge, 1" o.d. round tubing. 5" high x 1-3/8" wide roller bearing wheels.

NOTE: Do not use KDT84 for tablet arm chairs.



Folding Chair Storage and Accessories

General Information



Horizontal Storage Caddy
KH50



Double-Tier Storage Caddy
KDT84

KH51

Features (Capacity)			
100, 300, 331, 700, 1100	50 Chairs	50 Chairs	84 Chairs
344			72 Chairs
734, 702CL	N/A	N/A	47 Chairs
731, 734FM	N/A	N/A	36 Chairs
Novite	38 Chairs	N/A	N/A
General Dimensions			
Length	106-1/2"	106-1/2"	61-1/2"
Width	35-3/8"	33-3/8"	33-3/4"
Height from floor	22"	22"	67-5/8"
Casters on center	15-1/2"	15-1/2"	30"

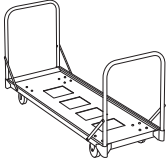
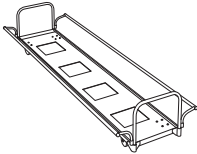
INFORMATION

Warranty

Refer to KI Terms & Conditions document or visit ki.com

Folding Chair Storage and Accessories

Folding Chairs (Delivered Pricing)

MODEL	Features	MODEL NUMBER			Approx. Packaged Weight
		Basic Model	Frame Color	Base	
 <p>CCAD</p> <p>Vertical Storage Caddy</p> <ul style="list-style-type: none"> • One-piece solid bed design • All steel construction • 4" wheels: 2 fixed, 3 swivel • 50 chair caddies have swivel wheel in bed center • Beige finish standard (other colors available at an upcharge) • 30" high from floor-empty; 44" high-loaded • Tablet arm chairs require double the space of non-tablet arm chairs <p>CONSULT GENERAL INFORMATION PAGE FOR APPROPRIATE CADDY FOR SELECTED CHAIRS.</p>	Adjustable Middle Post	KV25	<input type="checkbox"/> <input type="checkbox"/> <input type="checkbox"/>	<input type="checkbox"/> <input type="checkbox"/>	44.0#
		KV25A	<input type="checkbox"/> <input type="checkbox"/> <input type="checkbox"/>	<input type="checkbox"/> <input type="checkbox"/>	54.0#
	Adjustable Middle Post	KV35	<input type="checkbox"/> <input type="checkbox"/> <input type="checkbox"/>	<input type="checkbox"/> <input type="checkbox"/>	52.0#
		KV35A	<input type="checkbox"/> <input type="checkbox"/> <input type="checkbox"/>	<input type="checkbox"/> <input type="checkbox"/>	62.0#
	Adjustable Middle Post	KV50	<input type="checkbox"/> <input type="checkbox"/> <input type="checkbox"/>	<input type="checkbox"/> <input type="checkbox"/>	63.0#
		KV50A	<input type="checkbox"/> <input type="checkbox"/> <input type="checkbox"/>	<input type="checkbox"/> <input type="checkbox"/>	73.0#
 <p>CCAD</p> <p>Horizontal Storage Caddy</p> <ul style="list-style-type: none"> • One-piece solid bed design • All steel construction • 4" wheels: 2 fixed, 3 swivel • Swivel wheel in bed center • Models for #100, #300 and #700 chairs • Beige finish standard (others available at an upcharge) • 22" high from floor-empty; 24-1/2" high-loaded; 40-1/8" wide loaded • Tablet arm chairs require double the space of non-tablet arm chairs <p>CONSULT GENERAL INFORMATION PAGE FOR APPROPRIATE CADDY FOR SELECTED CHAIRS.</p>	Adjustable End Post	KH50	<input type="checkbox"/> <input type="checkbox"/> <input type="checkbox"/>	<input type="checkbox"/> <input type="checkbox"/>	68.0#
		KH50A	<input type="checkbox"/> <input type="checkbox"/> <input type="checkbox"/>	<input type="checkbox"/> <input type="checkbox"/>	78.0#
	Adjustable End Post	KH51	<input type="checkbox"/> <input type="checkbox"/> <input type="checkbox"/>	<input type="checkbox"/> <input type="checkbox"/>	76.0#
		KH51A	<input type="checkbox"/> <input type="checkbox"/> <input type="checkbox"/>	<input type="checkbox"/> <input type="checkbox"/>	86.0#

A **B** **C**

HOW TO ORDER

Indicate the following information on order form:

1. Quantity of each item.
2. Model number, including options. See "How To Build a Model Number".
3. Any special service required.

Note:

- The indicates that a choice is required.
- The absence of the indicates that no choice is required.
- Alpha-numeric characters in place of indicate that no other alternatives are available.

HOW TO BUILD A MODEL NUMBER

- A** Select basic model.
- B** Select frame color.
Refer to color addendum at ki.com or KI Fabrics & Finishes binder.
- C** Select base option.
 - C** - Standard swivel/fixed wheels
 - SC** - All swivel wheels; add \$21

OPTIONS

Adjustable End post and Sockets

Adapts to KV, KH50 and KH51 series chair caddies. Allows end posts to be repositioned to prevent partial loads from shifting. Speciality #86.5002 for a KV caddy, and #86.5003 for a KH caddy for field-installable parts. Add #10 weight. Upcharge is \$45

Folding Chair Caddy Brake Kits

KV and KH folding chair caddies only. Kit adapts to swivel wheels only; for two wheels. Specify #09.0050
Upcharge is \$11



Folding Chair Storage and Accessories

Folding Chairs (Delivered Pricing)

Delivered
Pricing

\$ 438
484
489
535
574
620

\$ 677
722
677
722

SPECIAL SERVICES

Special Carton Marking

With specially marked information N/C

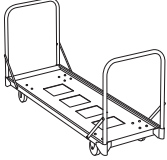
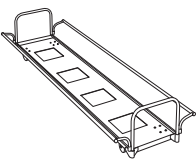
Shipping

Shipped **assembled freight prepaid f.o.b. Bonduel, Wisconsin 54107** factory. Freight class #85.

Specifications and prices are subject to change without prior notice.

Folding Chair Storage and Accessories

Folding Chairs (Freight Excluded Pricing)

	MODEL	Features	MODEL NUMBER			Approx. Packaged Weight
			Basic Model	Frame Color	Base	
 <p>CCAD</p>	Vertical Storage Caddy <ul style="list-style-type: none"> One-piece solid bed design All steel construction 4" wheels: 2 fixed, 3 swivel 50 chair caddies have swivel wheel in bed center Beige finish standard (other colors available at an upcharge) 30" high from floor-empty; 44" high-loaded Tablet arm chairs require double the space of non-tablet arm chairs <p>CONSULT GENERAL INFORMATION PAGE FOR APPROPRIATE CADDY FOR SELECTED CHAIRS.</p>	Adjustable Middle Post	KV25	<input type="checkbox"/> <input type="checkbox"/> <input type="checkbox"/>	<input type="checkbox"/>	44.0#
			KV25A	<input type="checkbox"/> <input type="checkbox"/> <input type="checkbox"/>	<input type="checkbox"/>	54.0#
		Adjustable Middle Post	KV35	<input type="checkbox"/> <input type="checkbox"/> <input type="checkbox"/>	<input type="checkbox"/>	52.0#
			KV35A	<input type="checkbox"/> <input type="checkbox"/> <input type="checkbox"/>	<input type="checkbox"/>	62.0#
		Adjustable Middle Post	KV50	<input type="checkbox"/> <input type="checkbox"/> <input type="checkbox"/>	<input type="checkbox"/>	63.0#
			KV50A	<input type="checkbox"/> <input type="checkbox"/> <input type="checkbox"/>	<input type="checkbox"/>	73.0#
 <p>CCAD</p>	Horizontal Storage Caddy <ul style="list-style-type: none"> One-piece solid bed design All steel construction 4" wheels: 2 fixed, 3 swivel Swivel wheel in bed center Models for #100, #300 and #700 chairs Beige finish standard (others available at an upcharge) 22" high from floor-empty; 24-1/2" high-loaded; 40-1/8" wide loaded Tablet arm chairs require double the space of non-tablet arm chairs <p>CONSULT GENERAL INFORMATION PAGE FOR APPROPRIATE CADDY FOR SELECTED CHAIRS.</p>	Adjustable End Post	KH50	<input type="checkbox"/> <input type="checkbox"/> <input type="checkbox"/>	<input type="checkbox"/>	68.0#
			KH50A	<input type="checkbox"/> <input type="checkbox"/> <input type="checkbox"/>	<input type="checkbox"/>	78.0#
		Adjustable End Post	KH51	<input type="checkbox"/> <input type="checkbox"/> <input type="checkbox"/>	<input type="checkbox"/>	76.0#
			KH51A	<input type="checkbox"/> <input type="checkbox"/> <input type="checkbox"/>	<input type="checkbox"/>	86.0#

A **B** **C**

HOW TO ORDER

Indicate the following information on order form:

- Quantity of each item.
- Model number, including options. See "How To Build a Model Number".
- Any special service required.

Note:

- The indicates that a choice is required.
- The absence of the indicates that no choice is required.
- Alpha-numeric characters in place of indicate that no other alternatives are available.

HOW TO BUILD A MODEL NUMBER

- A** Select basic model.
- B** Select frame color.
Refer to color addendum at ki.com or KI Fabrics & Finishes binder.
- C** Select base option.
 - C** - Standard swivel/fixe wheels
 - SC** - All swivel wheels; add \$21

OPTIONS

Adjustable End post and Sockets
Adapts to KV, KH50 and KH51 series chair caddies. Allows end posts to be repositioned to prevent partial loads from shifting. Speciality #86.5002 for a KV caddy, and #86.5003 for a KH caddy; for field-installable parts. Add #10 weight. Upcharge is \$45

Folding Chair Caddy Brake Kits
KV and KH folding chair caddies only. Kit adapts to swivel wheels only; for two wheels. Specify #09.0050
Upcharge is \$11



Folding Chair Storage and Accessories

Folding Chairs (Freight Excluded Pricing)

Freight
Excluded
Pricing

\$ 346
392
386
432
450
496

\$ 530
577
530
577

SPECIAL SERVICES

Special Carton Marking

With specially marked information N/C


Shipping

Shipped **assembled f.o.b. freight excluded** **Bonduel, Wisconsin 54107** factory. Freight class #85.

Specifications and prices are subject to change without prior notice.

Folding Chair Storage and Accessories

Folding Chairs (Delivered Pricing)

	MODEL	Features	MODEL NUMBER			Approx. Packaged Weight
			Basic Model	Frame Color	Base	
 <p>CCAD</p>	Double-Tier Storage Caddy <ul style="list-style-type: none"> Rectangular and square tubular steel construction Chairs suspended from tines 5" wheels: 2 fixed, 2 swivel Beige finish standard (other colors available at an upcharge) 67-7/8" high from floor, empty NOTE: Cannot store tablet arm chairs <p>CONSULT GENERAL INFORMATION PAGE FOR APPROPRIATE CADDY FOR SELECTED CHAIRS.</p>	KDT84	□□□	□□	100.0#	
						<p style="text-align: center;"> A B C </p>

HOW TO ORDER

Indicate the following information on order form:

- Quantity of each item.
- Model number, including options. See "How To Build a Model Number".
- Any special service required.

- Note:
- The □ indicates that a choice is required.
 - The absence of the □ indicates that no choice is required.
 - Alpha-numeric characters in place of □ indicate that no other alternatives are available.

HOW TO BUILD A MODEL NUMBER

- A** Select basic model.
- B** Select frame color.
Refer to color addendum at ki.com or KI Fabrics & Finishes binder.
- C** Select base option.
 - C** - Standard swivel/fixed wheels
 - SC** - All swivel wheels; add \$21



Folding Chair Storage and Accessories

Folding Chairs (Delivered Pricing)

Delivered
Pricing
\$ 1576

SPECIAL SERVICES

Special Carton Marking

With specially marked information N/C


Shipping

Shipped **assembled freight prepaid f.o.b. Bonduel, Wisconsin 54107** factory. Freight class #70.

Specifications and prices are subject to change without prior notice.

Folding Chair Storage and Accessories

Folding Chairs (Freight Excluded Pricing)

	MODEL	Features	MODEL NUMBER			Approx. Packaged Weight
			Basic Model	Frame Color	Base	
 <p>CCAD</p>	Double-Tier Storage Caddy <ul style="list-style-type: none"> Rectangular and square tubular steel construction Chairs suspended from tines 5" wheels: 2 fixed, 2 swivel Beige finish standard (other colors available at an upcharge) 67-7/8" high from floor, empty NOTE: Cannot store tablet arm chairs 		KDT84	<input type="checkbox"/> <input type="checkbox"/> <input type="checkbox"/>	<input type="checkbox"/> <input type="checkbox"/>	100.0#
			<p>CONSULT GENERAL INFORMATION PAGE FOR APPROPRIATE CADDY FOR SELECTED CHAIRS.</p>			
			A	B	C	

HOW TO ORDER

Indicate the following information on order form:

- Quantity of each item.
- Model number, including options. See "How To Build a Model Number".
- Any special service required.

- Note:
- The indicates that a choice is required.
 - The absence of the indicates that no choice is required.
 - Alpha-numeric characters in place of indicate that no other alternatives are available.

HOW TO BUILD A MODEL NUMBER

- A** Select basic model.
- B** Select frame color.
Refer to color addendum at ki.com or KI Fabrics & Finishes binder.
- C** Select base option.
 - C** - Standard swivel/fixed wheels
 - SC** - All swivel wheels; add \$21



Folding Chair Storage and Accessories

Folding Chairs (Freight Excluded Pricing)

Freight
Excluded
Pricing
\$ 1241

SPECIAL SERVICES

Special Carton Marking

With specially marked information N/C





Shipping

Shipped **assembled f.o.b. freight excluded** **Bondue, Wisconsin 54107** factory. Freight class #70.

Specifications and prices are subject to change without prior notice.

Folding Chair Storage and Accessories

Folding Chairs (Delivered Pricing)

	MODEL	Features	MODEL NUMBER		Approx. Packaged Weight
			Basic Model	Frame Color	
 HRDPT	Replacement Feet • High-impact polypropylene	100,300,700,734	53.6150.BE.I		0.0#
		100,300,700,734	53.6150.BL.I		0.0#
		100,300,700,734	53.6150.GR.I		0.0#
		100,300,700,734	06.0006.WH		0.0#
 HRDPT	Replacement Feet • Rubber foot	100,300,700	06.0020.BE		0.0#
 HRDPT	Ganging Clamp • Removable • Fits 100, 300, and 700 chairs • 1 clamp per chair required • Will not work on tablet arm chairs		85.1505	<input type="checkbox"/> <input type="checkbox"/> <input type="checkbox"/>	0.1#
 HRDPT	Replacement Bumpers (Cap) • Plastic bumper fits into top end of rear leg above hinge	100,300,700	53.6154.BE.I		0.0#
		100,300,700	53.6154.BL.I		0.0#
		100,300,700	53.6154.GR.I		0.0#
		100,300,700	06.0050.WH		0.0#

A

B

HOW TO ORDER

Indicate the following information on order form:

- Quantity of each item.
- Model number, including options. See "How To Build a Model Number".
- Any special service required.

Note: • The indicates that a choice is required.

- The absence of the indicates that no choice is required.
- Alpha-numeric characters in place of indicate that no other alternatives are available.

HOW TO BUILD A MODEL NUMBER

A Select basic model.

B Select frame color.
Refer to color addendum at ki.com or KI Fabrics & Finishes binder.



Folding Chair Storage and Accessories

Folding Chairs (Delivered Pricing)

Delivered Pricing

\$ 1
1
1
1

\$ 2

\$ 2

\$ 1
1
1
1

SPECIAL SERVICES

Special Carton Marking

With specially marked information N/C





Shipping

Shipped **assembled freight prepaid f.o.b. Bonduel, Wisconsin 54107** factory. Freight class #70.

Specifications and prices are subject to change without prior notice.

Folding Chair Storage and Accessories

Folding Chairs (Freight Excluded Pricing)

	MODEL	Features	MODEL NUMBER		Approx. Packaged Weight
			Basic Model	Frame Color	
 HRDPT	Replacement Feet • High-impact polypropylene	100,300,700,734	53.6150.BE.I		0.0#
		100,300,700,734	53.6150.BL.I		0.0#
		100,300,700,734	53.6150.GR.I		0.0#
		100,300,700,734	06.0006.WH		0.0#
 HRDPT	Replacement Feet • Rubber foot	100,300,700	06.0020.BE		0.0#
 HRDPT	Ganging Clamp • Removable • Fits 100, 300, and 700 chairs • 1 clamp per chair required • Will not work on tablet arm chairs		85.1505	<input type="checkbox"/> <input type="checkbox"/> <input type="checkbox"/>	0.1#
 HRDPT	Replacement Bumpers (Cap) • Plastic bumper fits into top end of rear leg above hinge	100,300,700	53.6154.BE.I		0.0#
		100,300,700	53.6154.BL.I		0.0#
		100,300,700	53.6154.GR.I		0.0#
		100,300,700	06.0050.WH		0.0#

A

B

HOW TO ORDER

Indicate the following information on order form:

- Quantity of each item.
- Model number, including options. See "How To Build a Model Number".
- Any special service required.

Note: • The indicates that a choice is required.

- The absence of the indicates that no choice is required.
- Alpha-numeric characters in place of indicate that no other alternatives are available.

HOW TO BUILD A MODEL NUMBER

- A** Select basic model.
- B** Select frame color.
Refer to color addendum at ki.com or KI Fabrics & Finishes binder.



Folding Chair Storage and Accessories

Folding Chairs (Freight Excluded Pricing)

Freight
Excluded
Pricing

\$ 1
1
1
1

\$ 2

\$ 2

\$ 1
1
1
1

SPECIAL SERVICES

Special Carton Marking

With specially marked information N/C

Shipping

Shipped **assembled f.o.b. freight excluded** **Bonduel, Wisconsin 54107** factory. Freight class #70.

Specifications and prices are subject to change without prior notice.

Industrial/Mechanical Adjustable Stools

General Information



**Lowboy Filing Stool
(614)**



**Steel Seat Stool
(630)**



**Upholstered Seat Stool
(618U)**



**Wood Seat Stool
(624WA)**

Features

Three height ranges available		•	•	•
Adjustable height legs optional		•	•	•
Masonite hardboard seat	•	•		
Wood seat				•
Casters	•			
Upholstered seat	•		•	
General Dimensions				
Seat height	14"	18", 24", 30"	18" - 38"	19" - 39"
Seat diameter	14"	14"	14"	14"
Base spread	13"	15-1/2"	14"	15-1/4"

600 SERIES INDUSTRIAL STOOLS SPECIFICATIONS

Frames

Two leg sections of 18-gauge, 7/8" o.d. seam-welded tubular steel are crossed and welded together. Footring and leg frame are welded into a single unit. Footrings are 18-gauge, 5/8" o.d.; shaped for an enlarged weld area at point of contact with leg. Replaceable polyethylene feet.

Steel Seat

20-gauge die-formed steel pan with fully curled edges for strength and safety. 14" diameter. Tempered hardboard Masonite inset riveted into seat recess.

Upholstered Seat

20-gauge die-formed steel pan. 14" diameter. Replaceable 5/8" foam pad mounted to linerboard, fastened into seat recess with mechanical fasteners. Upholstered in vinyl.

Wood Seat

14" diameter, 1-1/4" hardwood with clear lacquer finish. Attached to seat with screws.

Polypropylene Stool Seats

Injection-molded thermoplastic with integral rib construction for strength. 13" diameter. Color permeates throughout. White marks may occur at four spots on the front edge of seat but does not alter the structural integrity of the chair.

Nonstandard Steel Stool Seat Heights

Minimum order of 10 stools. Minimum height is 15". Specify standard model with next greater height than required.

Base Spreads

Base spread for 18" stools are 14"; 24" stools are 15-1/4"; 30" stools are 15-1/2".

Glides

Glides are available on standard or adjustable stools. Glides are optional on non-adjustable stools.

Frame Finish

Baked-on, electrostatically-applied epoxy powder coating.



Industrial/Mechanical Adjustable Stools

General Information



**Steel Seat/Back Stool
(618B)**

**Upholstered Seat/Back Stool
(630BU)**

**Wood Seat/Back Stool
(624BW)**

**Polypropylene Seat Stool
(624P)**

Features

Three height ranges available	•	•	•	
Adjustable height legs optional	•	•	•	
Masonite hardboard seat	•			
Wood seat			•	
Upholstered seat		•		
Steel backrest	•		•	
Polypropylene seat				•
Upholstered backrest		•		

General Dimensions

Seat height	18" - 38"	18" - 38"	18" - 38"	18" - 38"
Seat diameter	14"	14"	14"	14"
Backrest height	13-3/8" - 15-3/8"	13-3/8" - 15-3/8"	13-3/8" - 15-3/8"	
Backrest width	11-3/4"	11-3/4"	11-3/4"	
Base spread	14"	15-1/2"	15-1/4"	15-1/4"

INFORMATION

Warranty

Refer to KI Terms & Conditions document or visit ki.com

Industrial/Mechanical Adjustable Stools

General Information



**Upholstered Seat Stool
(830A)**



**Upholstered Seat/Back Stool
(830BA)**



**Upholstered Swivel Seat/Back Stool
(824SB)**

Features

Three height ranges available	•	•	
Adjustable height legs optional	•	•	
Masonite hardboard seat			
Upholstered seat	•	•	•
Steel backrest			
Upholstered backrest		•	•

General Dimensions

Seat width			
Seat depth			
Seat height	19" - 39"	18" - 38"	24" - 28"
Seat diameter	14"	14"	14"
Backrest height from seat		13-3/8" - 15-3/8"	13-3/8" - 15-3/8"
Backrest width		11-3/4"	11-3/4"
Base spread	15-1/2"	15-1/2"	14-1/2"

800 SERIES INDUSTRIAL STOOLS SPECIFICATIONS

Frames

Two leg sections of 18-gauge, 7/8" o.d. seam-welded tubular steel are crossed and welded together. Footring and leg frame are welded into a single unit. Footrings are 18-gauge, 5/8" o.d. Footrings are shaped for an enlarged weld area at point of contact with leg. The 824SB footring is 19-gauge, 5/8" o.d. tubular steel. Replaceable polyethylene feet.

Steel Backrest

18-gauge curved steel back with 6-gauge steel support. 2" height and 2" depth adjustment range.

Upholstered Backrest

18-gauge curved steel back with 6-gauge steel support. 5/8" foam pad upholstered in vinyl. Replaceable. 2" height and 2" depth adjustment range.

800 Series Steel Seat

Heavy-gauge die-formed steel pan, 14" diameter. 1-1/8" foam pad upholstered in vinyl, fastened to linerboard.

824SB Adjustable Height

Seat swivels 360°. Height adjustment is made by rotating a bell on a threaded post. It locks with a set screw. Self-leveling stainless steel capped nylon base glides.

Adjustable Legs

Nickel-plated telescoping leg section is drilled and tapped for set screw. The height range is 8" in 1" increments. Self-leveling stainless steel capped glides.

Base Spreads

Base spread are 13-1/2" (718); 15" (724); 15" (730); 14" (818); 14-1/2" (824); 15-1/2" (830).

Frame Finish

Baked-on, electrostatically-applied epoxy powder coating.

MECHANICAL ADJUSTABLE STOOLS SPECIFICATIONS

Backrest

6-gauge spring steel support. 2" horizontal adjustment; locks with wing screw. 2" vertical adjustment; locks with hand wheel. Backrest hinged at top.

Steel Seats

14" diameter heavy-gauge die-formed steel with fully curled edges for safety and strength. 1/8" tempered hardboard Masonite in recess. Riveted to lift assembly.

Plywood Seats and Backs

Waterfall design, compound curved for comfort. 15-3/8" wide x 15-5/8" deep seat; 13" wide x 6-1/4" high backrest. 5-ply with hardwood veneer surface, sealed and lacquered. Meets NEMA standards. Seats riveted to lift assembly; backrests to back support.

Box Cushion Upholstered Seats, Upholstered Backrests

2" foam cushion fastened to particleboard base. 1" foam on backrest. 15-1/2" wide x 14" deep seat; 13-5/8" wide x 6-1/2" high backrest. Seats riveted to lift assembly; backrests to back support.

Adjustable Height Mechanism

Seat swivels 360°. Height adjustment is made by rotating a bell on a threaded post. Locks with a set screw. 6" height range.

Tubular Steel Bases

Seam-welded tubular steel, welded in an integral unit. Legs: 1.1" x 14-gauge; footrings: 3/4" x 18-gauge; 15" diameter. Self-leveling rubber cushioned glides with a steel base.

Base Spread

All stools maintain a 16-1/4" base spread.



Industrial/Mechanical Adjustable Stools

General Information

Frame Finish




Baked-on, electrostatically-applied epoxy powder coating.

INFORMATION**Warranty**

Refer to KI Terms & Conditions document or visit ki.com

600 Series

Industrial Stools (Delivered Pricing)

	MODEL	Features	MODEL NUMBER					Approx. Packaged Weight		
			Basic Model	Frame Color	Fire Code	Upholstery Color	Feet/Bumper Color			
 600 600U	Lowboy Filing Stool	<ul style="list-style-type: none"> Seam-welded tubular steel frame with steel seat pan Fixed legs have polyethylene feet 14" diameter, steel seat with tempered hardboard inset Casters are standard 	Unupholstered, 14"H	614	□□□				9.0#	
			Upholstered, 14"H	614U	□□□	□□□	□□□□□			10.0#
 600	Steel Rimmed Seat Stool	<ul style="list-style-type: none"> Seam-welded tubular steel frame with steel seat pan Fixed leg or adjustable height leg models available Fixed legs have polyethylene feet Optional adjustable height legs have 8" range in 1" increments and have self-leveling glides Nickel-plated telescoping leg section locks with set screws 14" diameter steel seat with tempered hardboard inset 	Fixed Height, 18"H	618	□□□			□□□	8.0#	
			Adjustable Height, 19"-27"H	618A	□□□				11.0#	
			Fixed Height, 24"H	624	□□□			□□□	10.0#	
			Adjustable Height, 25"-33"H	624A	□□□				12.0#	
			Fixed Height, 30"H	630	□□□			□□□	11.0#	
			Adjustable Height, 31"-39"H	630A	□□□				13.0#	
 600U	Upholstered Seat Stool	<ul style="list-style-type: none"> Seam-welded tubular steel frame with steel seat pan Fixed leg or adjustable height leg models available Fixed legs have polyethylene feet Optional adjustable height legs have 8" range in 1" increments and have self-leveling glides Nickel-plated telescoping leg section locks with set screws 14" diameter steel seat with upholstered seat pad 	Fixed Height, 18"H	618U	□□□	□□□	□□□□□	□□□	8.0#	
			Adjustable Height, 19"-27"H	618UA	□□□	□□□	□□□□□		11.0#	
			Fixed Height, 24"H	624U	□□□	□□□	□□□□□	□□□	10.0#	
			Adjustable Height, 25"-33"H	624UA	□□□	□□□	□□□□□		12.0#	
			Fixed Height, 30"H	630U	□□□	□□□	□□□□□	□□□	11.0#	
			Adjustable Height, 31"-39"H	630UA	□□□	□□□	□□□□□		13.0#	

A **B** **C** **D** **E**

HOW TO ORDER

Indicate the following information on order form:

- Quantity of each item.
- Model number, including options. See "How To Build a Model Number".
- Any special service required.

Note: • The □ indicates that a choice is required.

- The absence of the □ indicates that no choice is required.
- Alpha-numeric characters in place of □ indicate that no other alternatives are available.

HOW TO BUILD A MODEL NUMBER

- A** Select basic model.
- B** Select frame color.
Refer to color addendum at ki.com or KI Fabrics & Finishes binder.
- C** Select fire code.

NFR	- Compliance to TB 117-2013
FR	- Compliance to TB 133

 See Options for TB133 upcharge.
- D** Select upholstery grade/color.
Refer to color addendum at ki.com or KI Fabrics & Finishes binder.
- E** Select feet/bumper color.
Refer to color addendum at ki.com or KI Fabrics & Finishes binder.
Selection of feet color for 614 and 614U will substitute polyethylene feet for casters.

OPTIONS

California TB133 Fire Safety Code

For California Technical Bulletin 133 compliant models, add the following upcharge:
 Model = Upholstered
 Added Lead Time=1 Week
 Added List Price=\$9

Nonstandard Steel Stool Seat Height

Minimum order of 10 stools. Minimum height is 15". Specify: Standard model with next greater height than required. Add Cutting Upcharge=\$14 each

Steel Stool Adjustable Leg Components

600 Series Adjustable Legs: Installation by purchaser; includes four telescoping legs with self-leveling glides, set screws. The adjustable leg inserts ship with glides already attached.
 Specify #13.0700.x \$24/Set of 4 legs



600 Series

Industrial Stools (Delivered Pricing)

Delivered Pricing Unupholstered	Delivered Pricing Vinyl Group 1 & C.O.V.
\$ 103	
N/A	120
\$ 63	
86	
74	
96	
86	
114	
N/A	\$ 80
N/A	102
N/A	88
N/A	108
N/A	94
N/A	112

SPECIAL SERVICES




Special Carton Marking
 With specially marked information N/C

Shipping
 Shipped k.d. freight prepaid f.o.b.
 Bondue, Wisconsin 54107 factory. Freight
 class #125.

Specifications and prices are subject to
 change without prior notice.

600 Series

Industrial Stools (Freight Excluded Pricing)

	MODEL	Features	MODEL NUMBER					Approx. Packaged Weight		
			Basic Model	Frame Color	Fire Code	Upholstery Color	Feet/Bumper Color			
 <p>600 600U</p>	Lowboy Filing Stool	<ul style="list-style-type: none"> Seam-welded tubular steel frame with steel seat pan Fixed legs have polyethylene feet 14" diameter, steel seat with tempered hardboard insert Casters are standard 	Unupholstered, 14"H	614	<input type="checkbox"/> <input type="checkbox"/> <input type="checkbox"/>				9.0#	
			Upholstered, 14"H	614U	<input type="checkbox"/> <input type="checkbox"/> <input type="checkbox"/>	<input type="checkbox"/> <input type="checkbox"/> <input type="checkbox"/>	<input type="checkbox"/> <input type="checkbox"/> <input type="checkbox"/> <input type="checkbox"/> <input type="checkbox"/>			10.0#
 <p>600</p>	Steel Rimmed Seat Stool	<ul style="list-style-type: none"> Seam-welded tubular steel frame with steel seat pan Fixed leg or adjustable height leg models available Fixed legs have polyethylene feet Optional adjustable height legs have 8" range in 1" increments and have self-leveling glides Nickel-plated telescoping leg section locks with set screws 14" diameter steel seat with tempered hardboard inset 	Fixed Height, 18"H	618	<input type="checkbox"/> <input type="checkbox"/> <input type="checkbox"/>			<input type="checkbox"/> <input type="checkbox"/> <input type="checkbox"/>	8.0#	
			Adjustable Height, 19"-27"H	618A	<input type="checkbox"/> <input type="checkbox"/> <input type="checkbox"/>				11.0#	
			Fixed Height, 24"H	624	<input type="checkbox"/> <input type="checkbox"/> <input type="checkbox"/>			<input type="checkbox"/> <input type="checkbox"/> <input type="checkbox"/>	10.0#	
			Adjustable Height, 25"-33"H	624A	<input type="checkbox"/> <input type="checkbox"/> <input type="checkbox"/>				12.0#	
			Fixed Height, 30"H	630	<input type="checkbox"/> <input type="checkbox"/> <input type="checkbox"/>			<input type="checkbox"/> <input type="checkbox"/> <input type="checkbox"/>	11.0#	
			Adjustable Height, 31"-39"H	630A	<input type="checkbox"/> <input type="checkbox"/> <input type="checkbox"/>				13.0#	
 <p>600U</p>	Upholstered Seat Stool	<ul style="list-style-type: none"> Seam-welded tubular steel frame with steel seat pan Fixed leg or adjustable height leg models available Fixed legs have polyethylene feet Optional adjustable height legs have 8" range in 1" increments and have self-leveling glides Nickel-plated telescoping leg section locks with set screws 14" diameter steel seat with upholstered seat pad 	Fixed Height, 18"H	618U	<input type="checkbox"/> <input type="checkbox"/> <input type="checkbox"/>	<input type="checkbox"/> <input type="checkbox"/> <input type="checkbox"/>	<input type="checkbox"/> <input type="checkbox"/> <input type="checkbox"/> <input type="checkbox"/> <input type="checkbox"/> <input type="checkbox"/>	<input type="checkbox"/> <input type="checkbox"/> <input type="checkbox"/>	8.0#	
			Adjustable Height, 19"-27"H	618UA	<input type="checkbox"/> <input type="checkbox"/> <input type="checkbox"/>	<input type="checkbox"/> <input type="checkbox"/> <input type="checkbox"/>	<input type="checkbox"/> <input type="checkbox"/> <input type="checkbox"/> <input type="checkbox"/> <input type="checkbox"/> <input type="checkbox"/>		11.0#	
			Fixed Height, 24"H	624U	<input type="checkbox"/> <input type="checkbox"/> <input type="checkbox"/>	<input type="checkbox"/> <input type="checkbox"/> <input type="checkbox"/>	<input type="checkbox"/> <input type="checkbox"/> <input type="checkbox"/> <input type="checkbox"/> <input type="checkbox"/> <input type="checkbox"/>	<input type="checkbox"/> <input type="checkbox"/> <input type="checkbox"/>	10.0#	
			Adjustable Height, 25"-33"H	624UA	<input type="checkbox"/> <input type="checkbox"/> <input type="checkbox"/>	<input type="checkbox"/> <input type="checkbox"/> <input type="checkbox"/>	<input type="checkbox"/> <input type="checkbox"/> <input type="checkbox"/> <input type="checkbox"/> <input type="checkbox"/> <input type="checkbox"/>		12.0#	
			Fixed Height, 30"H	630U	<input type="checkbox"/> <input type="checkbox"/> <input type="checkbox"/>	<input type="checkbox"/> <input type="checkbox"/> <input type="checkbox"/>	<input type="checkbox"/> <input type="checkbox"/> <input type="checkbox"/> <input type="checkbox"/> <input type="checkbox"/> <input type="checkbox"/>	<input type="checkbox"/> <input type="checkbox"/> <input type="checkbox"/>	11.0#	
			Adjustable Height, 31"-39"H	630UA	<input type="checkbox"/> <input type="checkbox"/> <input type="checkbox"/>	<input type="checkbox"/> <input type="checkbox"/> <input type="checkbox"/>	<input type="checkbox"/> <input type="checkbox"/> <input type="checkbox"/> <input type="checkbox"/> <input type="checkbox"/> <input type="checkbox"/>		13.0#	

A **B** **C** **D** **E**

HOW TO ORDER

Indicate the following information on order form:

- Quantity of each item.
- Model number, including options. See "How To Build a Model Number".
- Any special service required.

Note: • The indicates that a choice is required.

- The absence of the indicates that no choice is required.
- Alpha-numeric characters in place of indicate that no other alternatives are available.

HOW TO BUILD A MODEL NUMBER

- A** Select basic model.
- B** Select frame color.
Refer to color addendum at ki.com or KI Fabrics & Finishes binder.
- C** Select fire code.

NFR	- Compliance to TB 117-2013
FR	- Compliance to TB 133

See Options for TB133 upcharge.
- D** Select upholstery grade/color.
Refer to color addendum at ki.com or KI Fabrics & Finishes binder.
- E** Select feet/bumper color.
Refer to color addendum at ki.com or KI Fabrics & Finishes binder.
Selection of feet color for 614 and 614U will substitute polyethylene feet for casters.

OPTIONS

California TB133 Fire Safety Code

For California Technical Bulletin 133 compliant models, add the following upcharge:
 Model = Upholstered
 Added Lead Time=1 Week
 Added List Price=\$9

Nonstandard Steel Stool Seat Height

Minimum order of 10 stools. Minimum height is 15". Specify: Standard model with next greater height than required. Add Cutting Upcharge=\$14 each

Steel Stool Adjustable Leg Components

600 Series Adjustable Legs: Installation by purchaser; includes four telescoping legs with self-leveling glides, set screws. The adjustable leg inserts ship with glides already attached.
 Specify #13.0700.x <price o="1043351" ps="3" s="39" t="2"/>/Set of 4 legs



600 Series

Industrial Stools (Freight Excluded Pricing)

Freight Excluded Pricing Unupholstered	Freight Excluded Pricing Vinyl Group 1 & C.O.V.
\$ 83	
N/A	96
\$ 52	
70	
61	
77	
68	
93	
N/A	\$ 65
N/A	83
N/A	70
N/A	86
N/A	73
N/A	89

SPECIAL SERVICES

Special Carton Marking

With specially marked information N/C




Shipping

Shipped **k.d.f.o.b. freight excluded** **BondueI, Wisconsin 54107** factory. Freight class #125.

Specifications and prices are subject to change without prior notice.

600 Series

Industrial Stools (Delivered Pricing)

	MODEL	Features	MODEL NUMBER					Approx. Packaged Weight	
			Basic Model	Frame Color	Fire Code	Upholstery Color	Feet/Bumper Color		
 <p>600</p>	Wood Seat	<ul style="list-style-type: none"> Seam-welded tubular steel frame with steel seat pan Fixed legs have polyethylene feet Optional adjustable height legs have 8" range in 1" increments and have self-leveling glides Nickel-plated telescoping leg section locks with set screws 14" diameter, 1-1/4" rubberwood seat with clear lacquer finish 	Fixed Height, 18"H	618W	<input type="checkbox"/> <input type="checkbox"/> <input type="checkbox"/>			<input type="checkbox"/> <input type="checkbox"/> <input type="checkbox"/>	16.0#
			Adjustable Height, 19"-27"H	618WA	<input type="checkbox"/> <input type="checkbox"/> <input type="checkbox"/>				18.0#
			Fixed Height, 24"H	624W	<input type="checkbox"/> <input type="checkbox"/> <input type="checkbox"/>			<input type="checkbox"/> <input type="checkbox"/> <input type="checkbox"/>	17.0#
			Adjustable Height, 25"-33"H	624WA	<input type="checkbox"/> <input type="checkbox"/> <input type="checkbox"/>				19.0#
			Fixed Height, 30"H	630W	<input type="checkbox"/> <input type="checkbox"/> <input type="checkbox"/>			<input type="checkbox"/> <input type="checkbox"/> <input type="checkbox"/>	18.0#
			Adjustable Height, 31"-39"H	630WA	<input type="checkbox"/> <input type="checkbox"/> <input type="checkbox"/>				20.0#
 <p>600</p>	Steel Rimmed Seat/Backrest	<ul style="list-style-type: none"> Seam-welded tubular steel frame with steel seat pan Fixed legs have polyethylene feet Optional adjustable height legs have 8" range in 1" increments and have self-leveling glides Nickel-plated telescoping leg section locks with set screws 14" diameter steel seat with tempered hardboard inset Steel backrest with 2" vertical and 2" horizontal adjustment 	Fixed Height, 18"H	618B	<input type="checkbox"/> <input type="checkbox"/> <input type="checkbox"/>			<input type="checkbox"/> <input type="checkbox"/> <input type="checkbox"/>	15.0#
			Adjustable Height, 19"-27"H	618BA	<input type="checkbox"/> <input type="checkbox"/> <input type="checkbox"/>				17.0#
			Fixed Height, 24"H	624B	<input type="checkbox"/> <input type="checkbox"/> <input type="checkbox"/>			<input type="checkbox"/> <input type="checkbox"/> <input type="checkbox"/>	16.0#
			Adjustable Height, 25"-33"H	624BA	<input type="checkbox"/> <input type="checkbox"/> <input type="checkbox"/>				18.0#
			Fixed Height, 30"H	630B	<input type="checkbox"/> <input type="checkbox"/> <input type="checkbox"/>			<input type="checkbox"/> <input type="checkbox"/> <input type="checkbox"/>	17.0#
			Adjustable Height, 31"-39"H	630BA	<input type="checkbox"/> <input type="checkbox"/> <input type="checkbox"/>				19.0#
 <p>600U</p>	Upholstered Seat/Backrest	<ul style="list-style-type: none"> Seam-welded tubular steel frame with steel seat pan Fixed legs have polyethylene feet Optional adjustable height legs have 8" range in 1" increments and have self-leveling glides Nickel-plated telescoping leg section locks with set screws 14" diameter steel seat with vinyl upholstered seat and back pads Backrest with 2" vertical and 2" horizontal adjustment 	Fixed Height, 18"H	618BU	<input type="checkbox"/> <input type="checkbox"/> <input type="checkbox"/>	<input type="checkbox"/> <input type="checkbox"/> <input type="checkbox"/>	<input type="checkbox"/> <input type="checkbox"/> <input type="checkbox"/> <input type="checkbox"/> <input type="checkbox"/> <input type="checkbox"/>	<input type="checkbox"/> <input type="checkbox"/> <input type="checkbox"/>	14.0#
			Adjustable Height, 19"-27"H	618BUA	<input type="checkbox"/> <input type="checkbox"/> <input type="checkbox"/>	<input type="checkbox"/> <input type="checkbox"/> <input type="checkbox"/>	<input type="checkbox"/> <input type="checkbox"/> <input type="checkbox"/> <input type="checkbox"/> <input type="checkbox"/> <input type="checkbox"/>		16.0#
			Fixed Height, 24"H	624BU	<input type="checkbox"/> <input type="checkbox"/> <input type="checkbox"/>	<input type="checkbox"/> <input type="checkbox"/> <input type="checkbox"/>	<input type="checkbox"/> <input type="checkbox"/> <input type="checkbox"/> <input type="checkbox"/> <input type="checkbox"/> <input type="checkbox"/>	<input type="checkbox"/> <input type="checkbox"/> <input type="checkbox"/>	16.0#
			Adjustable Height, 25"-33"H	624BUA	<input type="checkbox"/> <input type="checkbox"/> <input type="checkbox"/>	<input type="checkbox"/> <input type="checkbox"/> <input type="checkbox"/>	<input type="checkbox"/> <input type="checkbox"/> <input type="checkbox"/> <input type="checkbox"/> <input type="checkbox"/> <input type="checkbox"/>		18.0#
			Fixed Height, 30"H	630BU	<input type="checkbox"/> <input type="checkbox"/> <input type="checkbox"/>	<input type="checkbox"/> <input type="checkbox"/> <input type="checkbox"/>	<input type="checkbox"/> <input type="checkbox"/> <input type="checkbox"/> <input type="checkbox"/> <input type="checkbox"/> <input type="checkbox"/>	<input type="checkbox"/> <input type="checkbox"/> <input type="checkbox"/>	16.0#
			Adjustable Height, 31"-39"H	630BUA	<input type="checkbox"/> <input type="checkbox"/> <input type="checkbox"/>	<input type="checkbox"/> <input type="checkbox"/> <input type="checkbox"/>	<input type="checkbox"/> <input type="checkbox"/> <input type="checkbox"/> <input type="checkbox"/> <input type="checkbox"/> <input type="checkbox"/>		18.0#

A **B** **C** **D** **E**

HOW TO ORDER

Indicate the following information on order form:

- Quantity of each item.
- Model number, including options. See "How To Build a Model Number".
- Any special service required.

Note: • The indicates that a choice is required.

- The absence of the indicates that no choice is required.
- Alpha-numeric characters in place of indicate that no other alternatives are available.

HOW TO BUILD A MODEL NUMBER

- A** Select basic model.
- B** Select frame color.
Refer to color addendum at ki.com or KI Fabrics & Finishes binder.
- C** Select fire code.
NFR - Compliance to TB 117-2013
FR - Compliance to TB 133
See Options for TB133 upcharge.
- D** Select upholstery grade/color.
Refer to color addendum at ki.com or KI Fabrics & Finishes binder.
- E** Select feet/bumper color.
Refer to color addendum at ki.com or KI Fabrics & Finishes binder.

OPTIONS

California TB133 Fire Safety Code

For California Technical Bulletin 133 compliant models, add the following upcharge:

Model = Upholstered
Added Lead Time=1 Week
Added List Price=\$9

Nonstandard Steel Stool Seat Height

Minimum order of 10 stools. Minimum height is 15". Specify: Standard model with next greater height than required. Add Cutting Upcharge=\$14 each

Steel Stool Adjustable Leg Components

600 Series Adjustable Legs: Installation by purchaser; includes four telescoping legs with self-leveling glides, set screws. The adjustable leg inserts with glides already attached.
Specify #13.0700.x \$24/Set of 4 legs



600 Series

Industrial Stools (Delivered Pricing)

Delivered Pricing Unupholstered	Delivered Pricing Vinyl Group 1 & C.O.V.
\$ 112	
144	
120	
146	
120	
150	
\$ 106	
128	
110	
134	
122	
152	
N/A	\$ 119
N/A	146
N/A	129
N/A	151
N/A	150
N/A	176

SPECIAL SERVICES

Special Carton Marking

With specially marked information N/C




Shipping

Shipped **k.d. freight prepaid f.o.b.**
Bondue, Wisconsin 54107 factory. Freight
 class #125.

Specifications and prices are subject to
 change without prior notice.

600 Series

Industrial Stools (Freight Excluded Pricing)

MODEL	Features	MODEL NUMBER					Approx. Packaged Weight
		Basic Model	Frame Color	Fire Code	Upholstery Color	Feet/Bumper Color	
 <p>600</p> <p>Wood Seat</p> <ul style="list-style-type: none"> Seam-welded tubular steel frame with steel seat pan Fixed legs have polyethylene feet Optional adjustable height legs have 8" range in 1" increments and have self-leveling glides Nickel-plated telescoping leg section locks with set screws 14" diameter, 1-1/4" rubberwood seat with clear lacquer finish 	Fixed Height, 18"H	618W	<input type="checkbox"/> <input type="checkbox"/> <input type="checkbox"/>			<input type="checkbox"/> <input type="checkbox"/> <input type="checkbox"/>	16.0#
	Adjustable Height, 19"-27"H	618WA	<input type="checkbox"/> <input type="checkbox"/> <input type="checkbox"/>				18.0#
	Fixed Height, 24"H	624W	<input type="checkbox"/> <input type="checkbox"/> <input type="checkbox"/>			<input type="checkbox"/> <input type="checkbox"/> <input type="checkbox"/>	17.0#
	Adjustable Height, 25"-33"H	624WA	<input type="checkbox"/> <input type="checkbox"/> <input type="checkbox"/>				19.0#
	Fixed Height, 30"H	630W	<input type="checkbox"/> <input type="checkbox"/> <input type="checkbox"/>			<input type="checkbox"/> <input type="checkbox"/> <input type="checkbox"/>	18.0#
	Adjustable Height, 31"-39"H	630WA	<input type="checkbox"/> <input type="checkbox"/> <input type="checkbox"/>				20.0#
 <p>600</p> <p>Steel Rimmed Seat/Backrest</p> <ul style="list-style-type: none"> Seam-welded tubular steel frame with steel seat pan Fixed legs have polyethylene feet Optional adjustable height legs have 8" range in 1" increments and have self-leveling glides Nickel-plated telescoping leg section locks with set screws 14" diameter steel seat with tempered hardboard inset Steel backrest with 2" vertical and 2" horizontal adjustment 	Fixed Height, 18"H	618B	<input type="checkbox"/> <input type="checkbox"/> <input type="checkbox"/>			<input type="checkbox"/> <input type="checkbox"/> <input type="checkbox"/>	15.0#
	Adjustable Height, 19"-27"H	618BA	<input type="checkbox"/> <input type="checkbox"/> <input type="checkbox"/>				17.0#
	Fixed Height, 24"H	624B	<input type="checkbox"/> <input type="checkbox"/> <input type="checkbox"/>			<input type="checkbox"/> <input type="checkbox"/> <input type="checkbox"/>	16.0#
	Adjustable Height, 25"-33"H	624BA	<input type="checkbox"/> <input type="checkbox"/> <input type="checkbox"/>				18.0#
	Fixed Height, 30"H	630B	<input type="checkbox"/> <input type="checkbox"/> <input type="checkbox"/>			<input type="checkbox"/> <input type="checkbox"/> <input type="checkbox"/>	17.0#
	Adjustable Height, 31"-39"H	630BA	<input type="checkbox"/> <input type="checkbox"/> <input type="checkbox"/>				19.0#
 <p>600U</p> <p>Upholstered Seat/Backrest</p> <ul style="list-style-type: none"> Seam-welded tubular steel frame with steel seat pan Fixed legs have polyethylene feet Optional adjustable height legs have 8" range in 1" increments and have self-leveling glides Nickel-plated telescoping leg section locks with set screws 14" diameter steel seat with vinyl upholstered seat and back pads Backrest with 2" vertical and 2" horizontal adjustment 	Fixed Height, 18"H	618BU	<input type="checkbox"/> <input type="checkbox"/> <input type="checkbox"/>	<input type="checkbox"/> <input type="checkbox"/> <input type="checkbox"/>	<input type="checkbox"/> <input type="checkbox"/> <input type="checkbox"/> <input type="checkbox"/> <input type="checkbox"/> <input type="checkbox"/>	<input type="checkbox"/> <input type="checkbox"/> <input type="checkbox"/>	14.0#
	Adjustable Height, 19"-27"H	618BUA	<input type="checkbox"/> <input type="checkbox"/> <input type="checkbox"/>	<input type="checkbox"/> <input type="checkbox"/> <input type="checkbox"/>	<input type="checkbox"/> <input type="checkbox"/> <input type="checkbox"/> <input type="checkbox"/> <input type="checkbox"/> <input type="checkbox"/>		16.0#
	Fixed Height, 24"H	624BU	<input type="checkbox"/> <input type="checkbox"/> <input type="checkbox"/>	<input type="checkbox"/> <input type="checkbox"/> <input type="checkbox"/>	<input type="checkbox"/> <input type="checkbox"/> <input type="checkbox"/> <input type="checkbox"/> <input type="checkbox"/> <input type="checkbox"/>	<input type="checkbox"/> <input type="checkbox"/> <input type="checkbox"/>	16.0#
	Adjustable Height, 25"-33"H	624BUA	<input type="checkbox"/> <input type="checkbox"/> <input type="checkbox"/>	<input type="checkbox"/> <input type="checkbox"/> <input type="checkbox"/>	<input type="checkbox"/> <input type="checkbox"/> <input type="checkbox"/> <input type="checkbox"/> <input type="checkbox"/> <input type="checkbox"/>		18.0#
	Fixed Height, 30"H	630BU	<input type="checkbox"/> <input type="checkbox"/> <input type="checkbox"/>	<input type="checkbox"/> <input type="checkbox"/> <input type="checkbox"/>	<input type="checkbox"/> <input type="checkbox"/> <input type="checkbox"/> <input type="checkbox"/> <input type="checkbox"/> <input type="checkbox"/>	<input type="checkbox"/> <input type="checkbox"/> <input type="checkbox"/>	16.0#
	Adjustable Height, 31"-39"H	630BUA	<input type="checkbox"/> <input type="checkbox"/> <input type="checkbox"/>	<input type="checkbox"/> <input type="checkbox"/> <input type="checkbox"/>	<input type="checkbox"/> <input type="checkbox"/> <input type="checkbox"/> <input type="checkbox"/> <input type="checkbox"/> <input type="checkbox"/>		18.0#

A **B** **C** **D** **E**

HOW TO ORDER

Indicate the following information on order form:

- Quantity of each item.
- Model number, including options. See "How To Build a Model Number".
- Any special service required.

Note: • The indicates that a choice is required.

- The absence of the indicates that no choice is required.
- Alpha-numeric characters in place of indicate that no other alternatives are available.

HOW TO BUILD A MODEL NUMBER

- A** Select basic model.
- B** Select frame color.
Refer to color addendum at ki.com or KI Fabrics & Finishes binder.
- C** Select fire code.

NFR	- Compliance to TB 117-2013
FR	- Compliance to TB 133

See Options for TB133 upcharge.
- D** Select upholstery grade/color.
Refer to color addendum at ki.com or KI Fabrics & Finishes binder.
- E** Select feet/bumper color.
Refer to color addendum at ki.com or KI Fabrics & Finishes binder.

OPTIONS

California TB133 Fire Safety Code

For California Technical Bulletin 133 compliant models, add the following upcharge:
 Model = Upholstered
 Added Lead Time=1 Week
 Added List Price=\$9

Nonstandard Steel Stool Seat Height

Minimum order of 10 stools. Minimum height is 15". Specify: Standard model with next greater height than required. Add Cutting Upcharge=\$14 each

Steel Stool Adjustable Leg Components

600 Series Adjustable Legs: Installation by purchaser; includes four telescoping legs with self-leveling glides, set screws. The adjustable leg inserts ship with glides already attached.
 Specify #13.0700.x <price o="1043351" ps="3" s="39" t="2"/>Set of 4 legs



600 Series

Industrial Stools (Freight Excluded Pricing)

Freight Excluded Pricing Unupholstered	Freight Excluded Pricing Vinyl Group 1 & C.O.V.
\$ 86	
112	
92	
116	
93	
119	
<hr/>	
\$ 81	
96	
86	
103	
103	
123	
<hr/>	
N/A	\$ 96
N/A	114
N/A	103
N/A	118
N/A	123
N/A	145

SPECIAL SERVICES

Special Carton Marking

With specially marked information N/C



Shipping

Shipped **k.d.f.o.b. freight excluded** **Bonduei, Wisconsin 54107** factory. Freight class #125.

Specifications and prices are subject to change without prior notice.

600 Series

Industrial Stools (Delivered Pricing)

	MODEL	Features	MODEL NUMBER				Approx. Packaged Weight
			Basic Model	Frame Color	Seat Color	Feet/Bumper Color	
 <p>600</p>	Wood Seat/Backrest Stool <ul style="list-style-type: none"> Seam-welded tubular steel frame with steel seat pan Enamel frame Fixed legs have polyethylene feet Optional adjustable height legs have 8" range in 1" increments and have self-leveling glides Nickel-plated telescoping leg section locks with set screws 14" diameter, 1-1/4" rubberwood seat with clear lacquer finish Steel backrest with 2" vertical and 2" horizontal adjustment 	Fixed Height, 18"H	618BW	<input type="checkbox"/> <input type="checkbox"/> <input type="checkbox"/>		<input type="checkbox"/> <input type="checkbox"/> <input type="checkbox"/>	16.0#
		Adjustable Height, 19"-27"H	618BWA	<input type="checkbox"/> <input type="checkbox"/> <input type="checkbox"/>			18.0#
		Fixed Height, 24"H	624BW	<input type="checkbox"/> <input type="checkbox"/> <input type="checkbox"/>		<input type="checkbox"/> <input type="checkbox"/> <input type="checkbox"/>	17.0#
		Adjustable Height, 25"-33"H	624BWA	<input type="checkbox"/> <input type="checkbox"/> <input type="checkbox"/>			19.0#
		Fixed Height, 30"H	630BW	<input type="checkbox"/> <input type="checkbox"/> <input type="checkbox"/>		<input type="checkbox"/> <input type="checkbox"/> <input type="checkbox"/>	18.0#
		Adjustable Height, 31"-39"H	630BWA	<input type="checkbox"/> <input type="checkbox"/> <input type="checkbox"/>			20.0#
 <p>600</p>	Polypropylene Seat <ul style="list-style-type: none"> Seam-welded tubular steel frame with steel seat pan Enamel frame Fixed legs have polyethylene feet Optional adjustable height legs have 8" range in 1" increments and have self-leveling glides Nickel-plated telescoping leg section locks with set screws 13" diameter polypropylene seat attaches to steel mounting plate which is welded to legs 	Fixed Height, 18"H	618P	<input type="checkbox"/> <input type="checkbox"/> <input type="checkbox"/>	<input type="checkbox"/> <input type="checkbox"/> <input type="checkbox"/>	<input type="checkbox"/> <input type="checkbox"/> <input type="checkbox"/>	16.0#
		Adjustable Height, 19"-27"H	618PA	<input type="checkbox"/> <input type="checkbox"/> <input type="checkbox"/>	<input type="checkbox"/> <input type="checkbox"/> <input type="checkbox"/>		18.0#
		Fixed Height, 24"H	624P	<input type="checkbox"/> <input type="checkbox"/> <input type="checkbox"/>	<input type="checkbox"/> <input type="checkbox"/> <input type="checkbox"/>	<input type="checkbox"/> <input type="checkbox"/> <input type="checkbox"/>	17.0#
		Adjustable Height, 25"-33"H	624PA	<input type="checkbox"/> <input type="checkbox"/> <input type="checkbox"/>	<input type="checkbox"/> <input type="checkbox"/> <input type="checkbox"/>		19.0#
		Fixed Height, 30"H	630P	<input type="checkbox"/> <input type="checkbox"/> <input type="checkbox"/>	<input type="checkbox"/> <input type="checkbox"/> <input type="checkbox"/>	<input type="checkbox"/> <input type="checkbox"/> <input type="checkbox"/>	18.0#
		Adjustable Height, 31"-39"H	630PA	<input type="checkbox"/> <input type="checkbox"/> <input type="checkbox"/>	<input type="checkbox"/> <input type="checkbox"/> <input type="checkbox"/>		20.0#
			A	B	C	D	

HOW TO ORDER

Indicate the following information on order form:

- Quantity of each item.
- Model number, including options. See "How To Build a Model Number".
- Any special service required.

Note: • The indicates that a choice is required.

- The absence of the indicates that no choice is required.
- Alpha-numeric characters in place of indicate that no other alternatives are available.

HOW TO BUILD A MODEL NUMBER

- A** Select basic model.
B Select frame color.
 Refer to color addendum at ki.com or KI Fabrics & Finishes binder.
C Select seat color.
 Refer to color addendum at ki.com or KI Fabrics & Finishes binder.
D Select feet/bumper color.
 Refer to color addendum at ki.com or KI Fabrics & Finishes binder.

OPTIONS

Nonstandard Steel Stool Seat Height

Minimum order of 10 stools. Minimum height is 15". Specify: Standard model with next greater height than required. Add Cutting Upcharge=\$14 each

Steel Stool Adjustable Leg Components

600 Series Adjustable Legs: Installation by purchaser; includes four telescoping legs with self-leveling glides, set screws. The adjustable leg inserts ship with glides already attached.
 Specify #13.0700.x \$24/Set of 4 legs



600 Series

Industrial Stools (Delivered Pricing)

Delivered Pricing

\$ 164
194
174
188
156
186

\$ 83
114
87
116
91
124

SPECIAL SERVICES

Special Carton Marking

With specially marked information N/C



Shipping

Shipped **k.d. freight prepaid f.o.b. Bonduel, Wisconsin 54107** factory. Freight class #125.

Specifications and prices are subject to change without prior notice.

600 Series

Industrial Stools (Freight Excluded Pricing)

	MODEL	Features	MODEL NUMBER				Approx. Packaged Weight
			Basic Model	Frame Color	Seat Color	Feet/Bumper Color	
 <p>600</p>	Wood Seat/Backrest Stool <ul style="list-style-type: none"> Seam-welded tubular steel frame with steel seat pan Enamel frame Fixed legs have polyethylene feet Optional adjustable height legs have 8" range in 1" increments and have self-leveling glides Nickel-plated telescoping leg section locks with set screws 14" diameter, 1-1/4" rubberwood seat with clear lacquer finish Steel backrest with 2" vertical and 2" horizontal adjustment 	Fixed Height, 18"H	618BW	<input type="checkbox"/> <input type="checkbox"/> <input type="checkbox"/>		<input type="checkbox"/> <input type="checkbox"/> <input type="checkbox"/>	16.0#
		Adjustable Height, 19"-27"H	618BWA	<input type="checkbox"/> <input type="checkbox"/> <input type="checkbox"/>			18.0#
		Fixed Height, 24"H	624BW	<input type="checkbox"/> <input type="checkbox"/> <input type="checkbox"/>		<input type="checkbox"/> <input type="checkbox"/> <input type="checkbox"/>	17.0#
		Adjustable Height, 25"-33"H	624BWA	<input type="checkbox"/> <input type="checkbox"/> <input type="checkbox"/>			19.0#
		Fixed Height, 30"H	630BW	<input type="checkbox"/> <input type="checkbox"/> <input type="checkbox"/>		<input type="checkbox"/> <input type="checkbox"/> <input type="checkbox"/>	18.0#
		Adjustable Height, 31"-39"H	630BWA	<input type="checkbox"/> <input type="checkbox"/> <input type="checkbox"/>			20.0#
 <p>600</p>	Polypropylene Seat <ul style="list-style-type: none"> Seam-welded tubular steel frame with steel seat pan Enamel frame Fixed legs have polyethylene feet Optional adjustable height legs have 8" range in 1" increments and have self-leveling glides Nickel-plated telescoping leg section locks with set screws 13" diameter polypropylene seat attaches to steel mounting plate which is welded to legs 	Fixed Height, 18"H	618P	<input type="checkbox"/> <input type="checkbox"/> <input type="checkbox"/>	<input type="checkbox"/> <input type="checkbox"/> <input type="checkbox"/>	<input type="checkbox"/> <input type="checkbox"/> <input type="checkbox"/>	16.0#
		Adjustable Height, 19"-27"H	618PA	<input type="checkbox"/> <input type="checkbox"/> <input type="checkbox"/>	<input type="checkbox"/> <input type="checkbox"/> <input type="checkbox"/>		18.0#
		Fixed Height, 24"H	624P	<input type="checkbox"/> <input type="checkbox"/> <input type="checkbox"/>	<input type="checkbox"/> <input type="checkbox"/> <input type="checkbox"/>	<input type="checkbox"/> <input type="checkbox"/> <input type="checkbox"/>	17.0#
		Adjustable Height, 25"-33"H	624PA	<input type="checkbox"/> <input type="checkbox"/> <input type="checkbox"/>	<input type="checkbox"/> <input type="checkbox"/> <input type="checkbox"/>		19.0#
		Fixed Height, 30"H	630P	<input type="checkbox"/> <input type="checkbox"/> <input type="checkbox"/>	<input type="checkbox"/> <input type="checkbox"/> <input type="checkbox"/>	<input type="checkbox"/> <input type="checkbox"/> <input type="checkbox"/>	18.0#
		Adjustable Height, 31"-39"H	630PA	<input type="checkbox"/> <input type="checkbox"/> <input type="checkbox"/>	<input type="checkbox"/> <input type="checkbox"/> <input type="checkbox"/>		20.0#
			A	B	C	D	

HOW TO ORDER

Indicate the following information on order form:

- Quantity of each item.
- Model number, including options. See "How To Build a Model Number".
- Any special service required.

Note: • The indicates that a choice is required.

- The absence of the indicates that no choice is required.
- Alpha-numeric characters in place of indicate that no other alternatives are available.

HOW TO BUILD A MODEL NUMBER

- A** Select basic model.
B Select frame color.
 Refer to color addendum at ki.com or KI Fabrics & Finishes binder.
C Select seat color.
 Refer to color addendum at ki.com or KI Fabrics & Finishes binder.
D Select feet/bumper color.
 Refer to color addendum at ki.com or KI Fabrics & Finishes binder.

OPTIONS

Nonstandard Steel Stool Seat Height

Minimum order of 10 stools. Minimum height is 15". Specify: Standard model with next greater height than required. Add Cutting Upcharge=\$14 each

Steel Stool Adjustable Leg Components

600 Series Adjustable Legs: Installation by purchaser; includes four telescoping legs with self-leveling glides, set screws. The adjustable leg inserts ship with glides already attached.
 Specify #13.0700.x <price o="1043351" ps="3" s="39" t="2"/>/Set of 4 legs



600 Series

Industrial Stools (Freight Excluded Pricing)

Freight
Excluded
Pricing

\$ 128
144
134
146
122
149

\$ 64
93
68
96
71
103

SPECIAL SERVICES

Special Carton Marking

With specially marked information N/C




Shipping

Shipped **k.d. f.o.b. freight excluded**
Bondue, Wisconsin 54107 factory. Freight
class #125.

Specifications and prices are subject to
change without prior notice.

800 Series

Industrial Stools (Delivered Pricing)

MODEL	Features	MODEL NUMBER					Approx. Packaged Weight	
		Basic Model	Frame Color	TB133	Upholstery Color	Feet/Bumper Color		
 <p>800U</p>	Upholstered Seat Stool • Seam-welded tubular steel frame with steel seat pan • Enamel frame • Adjustable height legs have 8" range in 1" increments and have self-leveling glides • Nickel-plated telescoping leg section locks with set screws • 14" diameter seat • Foam cushioned seat upholstered in vinyl upholstery	Fixed, 18"H	818	<input type="checkbox"/> <input type="checkbox"/> <input type="checkbox"/>	<input type="checkbox"/> <input type="checkbox"/> <input type="checkbox"/>	<input type="checkbox"/> <input type="checkbox"/> <input type="checkbox"/> <input type="checkbox"/> <input type="checkbox"/> <input type="checkbox"/>	<input type="checkbox"/> <input type="checkbox"/>	9.0#
		Adjustable, 19"-27"H	818A	<input type="checkbox"/> <input type="checkbox"/> <input type="checkbox"/>	<input type="checkbox"/> <input type="checkbox"/> <input type="checkbox"/>	<input type="checkbox"/> <input type="checkbox"/> <input type="checkbox"/> <input type="checkbox"/> <input type="checkbox"/> <input type="checkbox"/>		11.0#
		Fixed, 24"H	824	<input type="checkbox"/> <input type="checkbox"/> <input type="checkbox"/>	<input type="checkbox"/> <input type="checkbox"/> <input type="checkbox"/>	<input type="checkbox"/> <input type="checkbox"/> <input type="checkbox"/> <input type="checkbox"/> <input type="checkbox"/> <input type="checkbox"/>	<input type="checkbox"/> <input type="checkbox"/>	10.0#
		Adjustable, 25"-33"H	824A	<input type="checkbox"/> <input type="checkbox"/> <input type="checkbox"/>	<input type="checkbox"/> <input type="checkbox"/> <input type="checkbox"/>	<input type="checkbox"/> <input type="checkbox"/> <input type="checkbox"/> <input type="checkbox"/> <input type="checkbox"/> <input type="checkbox"/>		12.0#
		Fixed, 30"H	830	<input type="checkbox"/> <input type="checkbox"/> <input type="checkbox"/>	<input type="checkbox"/> <input type="checkbox"/> <input type="checkbox"/>	<input type="checkbox"/> <input type="checkbox"/> <input type="checkbox"/> <input type="checkbox"/> <input type="checkbox"/> <input type="checkbox"/>	<input type="checkbox"/> <input type="checkbox"/>	12.0#
		Adjustable, 31"-39"H	830A	<input type="checkbox"/> <input type="checkbox"/> <input type="checkbox"/>	<input type="checkbox"/> <input type="checkbox"/> <input type="checkbox"/>	<input type="checkbox"/> <input type="checkbox"/> <input type="checkbox"/> <input type="checkbox"/> <input type="checkbox"/> <input type="checkbox"/>		14.0#
 <p>800U</p>	Upholstered Seat/Backrest • Seam-welded tubular steel frame with steel seat pan • Enamel frame • Fixed legs have polyethylene feet • Adjustable height legs have 8" range in 1" increments and have self-leveling glides • Nickel-plated telescoping leg section locks with set screws • 14" diameter seat • Foam cushioned seat and backrest upholstered in vinyl upholstery • Backrest has 2" vertical and 2" horizontal adjustment	Fixed, 18"H	818B	<input type="checkbox"/> <input type="checkbox"/> <input type="checkbox"/>	<input type="checkbox"/> <input type="checkbox"/> <input type="checkbox"/>	<input type="checkbox"/> <input type="checkbox"/> <input type="checkbox"/> <input type="checkbox"/> <input type="checkbox"/> <input type="checkbox"/>	<input type="checkbox"/> <input type="checkbox"/>	15.0#
		Adjustable, 19"-27"H	818BA	<input type="checkbox"/> <input type="checkbox"/> <input type="checkbox"/>	<input type="checkbox"/> <input type="checkbox"/> <input type="checkbox"/>	<input type="checkbox"/> <input type="checkbox"/> <input type="checkbox"/> <input type="checkbox"/> <input type="checkbox"/> <input type="checkbox"/>		17.0#
		Fixed, 24"H	824B	<input type="checkbox"/> <input type="checkbox"/> <input type="checkbox"/>	<input type="checkbox"/> <input type="checkbox"/> <input type="checkbox"/>	<input type="checkbox"/> <input type="checkbox"/> <input type="checkbox"/> <input type="checkbox"/> <input type="checkbox"/> <input type="checkbox"/>	<input type="checkbox"/> <input type="checkbox"/>	16.0#
		Adjustable, 25"-33"H	824BA	<input type="checkbox"/> <input type="checkbox"/> <input type="checkbox"/>	<input type="checkbox"/> <input type="checkbox"/> <input type="checkbox"/>	<input type="checkbox"/> <input type="checkbox"/> <input type="checkbox"/> <input type="checkbox"/> <input type="checkbox"/> <input type="checkbox"/>		18.0#
		Fixed, 30"H	830B	<input type="checkbox"/> <input type="checkbox"/> <input type="checkbox"/>	<input type="checkbox"/> <input type="checkbox"/> <input type="checkbox"/>	<input type="checkbox"/> <input type="checkbox"/> <input type="checkbox"/> <input type="checkbox"/> <input type="checkbox"/> <input type="checkbox"/>	<input type="checkbox"/> <input type="checkbox"/>	18.0#
		Adjustable, 31"-39"H	830BA	<input type="checkbox"/> <input type="checkbox"/> <input type="checkbox"/>	<input type="checkbox"/> <input type="checkbox"/> <input type="checkbox"/>	<input type="checkbox"/> <input type="checkbox"/> <input type="checkbox"/> <input type="checkbox"/> <input type="checkbox"/> <input type="checkbox"/>		20.0#
 <p>800U</p>	Upholstered Swivel Seat/Backrest Stool • Seam-welded tubular steel frame with steel seat pan • Enamel frame • 14" diameter seat • Foam cushioned seat and backrest upholstered in vinyl upholstery • Backrest has 2" vertical and 2" horizontal adjustment • 360° swivel seat, height locks with seat screw • Self-leveling glides	Upholstered, 24"-28"H	824SB	<input type="checkbox"/> <input type="checkbox"/> <input type="checkbox"/>	<input type="checkbox"/> <input type="checkbox"/> <input type="checkbox"/>	<input type="checkbox"/> <input type="checkbox"/> <input type="checkbox"/> <input type="checkbox"/> <input type="checkbox"/> <input type="checkbox"/>		21.0#

A **B** **C** **D** **E**

HOW TO ORDER

Indicate the following information on order form:

- Quantity of each item.
- Model number, including options. See "How To Build a Model Number".
- Any special service required.

Note: • The indicates that a choice is required.

- The absence of the indicates that no choice is required.
- Alpha-numeric characters in place of indicate that no other alternatives are available.

HOW TO BUILD A MODEL NUMBER

- A** Select basic model.
- B** Select frame color.
Refer to color addendum at ki.com or KI Fabrics & Finishes binder.
- C** Select fire code.

NFR	- Compliance to TB 117-2013
FR	- Compliance to TB 133

 See Options for TB133 upcharge.
- D** Select upholstery grade/color.
Refer to color addendum at ki.com or KI Fabrics & Finishes binder.
- E** Select feet/bumper color.
Refer to color addendum at ki.com or KI Fabrics & Finishes binder.

OPTIONS

Steel Stool Adjustable Leg Components

800 Series Adjustable Legs: May be added to any stool except 828SB. Installation by purchaser; includes four telescoping legs with self-leveling glides, set screws. The adjustable leg inserts ship with glides already attached.
Specify #13.0700.x \$24/Set of 4 legs

Nonstandard Steel Stool Seat Height

Minimum order of 10 stools. Minimum height is 15". Specify: Standard model with next greater height than required. Add Cutting Upcharge=\$14 each

California TB133 Fire Safety Code

For California Technical Bulletin 133 compliant models, add the following upcharge:
 Model = Upholstered
 Added Lead Time=1 Week
 Added List Price=\$12



800 Series

Industrial Stools (Delivered Pricing)

Delivered
Pricing
Vinyl Group
1 & C.O.V.

\$ 118
142
124
152
129
150

\$ 156
184
166
188
166
192

\$ 152

SPECIAL SERVICES

Special Carton Marking

With specially marked information N/C




Shipping

Shipped **k.d. freight prepaid f.o.b.**
Bonduel, Wisconsin 54107 factory. Freight
class #125.

Specifications and prices are subject to
change without prior notice.

800 Series

Industrial Stools (Freight Excluded Pricing)

MODEL	Features	MODEL NUMBER					Approx. Packaged Weight	
		Basic Model	Frame Color	TB133	Upholstery Color	Feet/Bumper Color		
 <p>800U</p>	Upholstered Seat Stool • Seam-welded tubular steel frame with steel seat pan • Enamel frame • Adjustable height legs have 8" range in 1" increments and have self-leveling glides • Nickel-plated telescoping leg section locks with set screws • 14" diameter seat • Foam cushioned seat upholstered in vinyl upholstery	Fixed, 18"H	818	<input type="checkbox"/> <input type="checkbox"/> <input type="checkbox"/>	<input type="checkbox"/> <input type="checkbox"/> <input type="checkbox"/>	<input type="checkbox"/> <input type="checkbox"/> <input type="checkbox"/> <input type="checkbox"/> <input type="checkbox"/> <input type="checkbox"/>	<input type="checkbox"/> <input type="checkbox"/>	9.0#
		Adjustable, 19"-27"H	818A	<input type="checkbox"/> <input type="checkbox"/> <input type="checkbox"/>	<input type="checkbox"/> <input type="checkbox"/> <input type="checkbox"/>	<input type="checkbox"/> <input type="checkbox"/> <input type="checkbox"/> <input type="checkbox"/> <input type="checkbox"/> <input type="checkbox"/>		11.0#
		Fixed, 24"H	824	<input type="checkbox"/> <input type="checkbox"/> <input type="checkbox"/>	<input type="checkbox"/> <input type="checkbox"/> <input type="checkbox"/>	<input type="checkbox"/> <input type="checkbox"/> <input type="checkbox"/> <input type="checkbox"/> <input type="checkbox"/> <input type="checkbox"/>	<input type="checkbox"/> <input type="checkbox"/>	10.0#
		Adjustable, 25"-33"H	824A	<input type="checkbox"/> <input type="checkbox"/> <input type="checkbox"/>	<input type="checkbox"/> <input type="checkbox"/> <input type="checkbox"/>	<input type="checkbox"/> <input type="checkbox"/> <input type="checkbox"/> <input type="checkbox"/> <input type="checkbox"/> <input type="checkbox"/>		12.0#
		Fixed, 30"H	830	<input type="checkbox"/> <input type="checkbox"/> <input type="checkbox"/>	<input type="checkbox"/> <input type="checkbox"/> <input type="checkbox"/>	<input type="checkbox"/> <input type="checkbox"/> <input type="checkbox"/> <input type="checkbox"/> <input type="checkbox"/> <input type="checkbox"/>	<input type="checkbox"/> <input type="checkbox"/>	12.0#
		Adjustable, 31"-39"H	830A	<input type="checkbox"/> <input type="checkbox"/> <input type="checkbox"/>	<input type="checkbox"/> <input type="checkbox"/> <input type="checkbox"/>	<input type="checkbox"/> <input type="checkbox"/> <input type="checkbox"/> <input type="checkbox"/> <input type="checkbox"/> <input type="checkbox"/>		14.0#
 <p>800U</p>	Upholstered Seat/Backrest • Seam-welded tubular steel frame with steel seat pan • Enamel frame • Fixed legs have polyethylene feet • Adjustable height legs have 8" range in 1" increments and have self-leveling glides • Nickel-plated telescoping leg section locks with set screws • 14" diameter seat • Foam cushioned seat and backrest upholstered in vinyl upholstery • Backrest has 2" vertical and 2" horizontal adjustment	Fixed, 18"H	818B	<input type="checkbox"/> <input type="checkbox"/> <input type="checkbox"/>	<input type="checkbox"/> <input type="checkbox"/> <input type="checkbox"/>	<input type="checkbox"/> <input type="checkbox"/> <input type="checkbox"/> <input type="checkbox"/> <input type="checkbox"/> <input type="checkbox"/>	<input type="checkbox"/> <input type="checkbox"/>	15.0#
		Adjustable, 19"-27"H	818BA	<input type="checkbox"/> <input type="checkbox"/> <input type="checkbox"/>	<input type="checkbox"/> <input type="checkbox"/> <input type="checkbox"/>	<input type="checkbox"/> <input type="checkbox"/> <input type="checkbox"/> <input type="checkbox"/> <input type="checkbox"/> <input type="checkbox"/>		17.0#
		Fixed, 24"H	824B	<input type="checkbox"/> <input type="checkbox"/> <input type="checkbox"/>	<input type="checkbox"/> <input type="checkbox"/> <input type="checkbox"/>	<input type="checkbox"/> <input type="checkbox"/> <input type="checkbox"/> <input type="checkbox"/> <input type="checkbox"/> <input type="checkbox"/>	<input type="checkbox"/> <input type="checkbox"/>	16.0#
		Adjustable, 25"-33"H	824BA	<input type="checkbox"/> <input type="checkbox"/> <input type="checkbox"/>	<input type="checkbox"/> <input type="checkbox"/> <input type="checkbox"/>	<input type="checkbox"/> <input type="checkbox"/> <input type="checkbox"/> <input type="checkbox"/> <input type="checkbox"/> <input type="checkbox"/>		18.0#
		Fixed, 30"H	830B	<input type="checkbox"/> <input type="checkbox"/> <input type="checkbox"/>	<input type="checkbox"/> <input type="checkbox"/> <input type="checkbox"/>	<input type="checkbox"/> <input type="checkbox"/> <input type="checkbox"/> <input type="checkbox"/> <input type="checkbox"/> <input type="checkbox"/>	<input type="checkbox"/> <input type="checkbox"/>	18.0#
		Adjustable, 31"-39"H	830BA	<input type="checkbox"/> <input type="checkbox"/> <input type="checkbox"/>	<input type="checkbox"/> <input type="checkbox"/> <input type="checkbox"/>	<input type="checkbox"/> <input type="checkbox"/> <input type="checkbox"/> <input type="checkbox"/> <input type="checkbox"/> <input type="checkbox"/>		20.0#
 <p>800U</p>	Upholstered Swivel Seat/Backrest Stool • Seam-welded tubular steel frame with steel seat pan • Enamel frame • 14" diameter seat • Foam cushioned seat and backrest upholstered in vinyl upholstery • Backrest has 2" vertical and 2" horizontal adjustment • 360° swivel seat, height locks with seat screw • Self-leveling glides	Upholstered, 24"-28"H	824SB	<input type="checkbox"/> <input type="checkbox"/> <input type="checkbox"/>	<input type="checkbox"/> <input type="checkbox"/> <input type="checkbox"/>	<input type="checkbox"/> <input type="checkbox"/> <input type="checkbox"/> <input type="checkbox"/> <input type="checkbox"/> <input type="checkbox"/>		21.0#

A **B** **C** **D** **E**

HOW TO ORDER

Indicate the following information on order form:

- Quantity of each item.
- Model number, including options. See "How To Build a Model Number".
- Any special service required.

Note: • The indicates that a choice is required.

- The absence of the indicates that no choice is required.
- Alpha-numeric characters in place of indicate that no other alternatives are available.

HOW TO BUILD A MODEL NUMBER

- A** Select basic model.
- B** Select frame color.
Refer to color addendum at ki.com or KI Fabrics & Finishes binder.
- C** Select fire code.

NFR	- Compliance to TB 117-2013
FR	- Compliance to TB 133

 See Options for TB133 upcharge.
- D** Select upholstery grade/color.
Refer to color addendum at ki.com or KI Fabrics & Finishes binder.
- E** Select feet/bumper color.
Refer to color addendum at ki.com or KI Fabrics & Finishes binder.

OPTIONS

Steel Stool Adjustable Leg Components

700, 800 Series Adjustable Legs: May be added to any stool except 828SB. Installation by purchaser; includes four telescoping legs with self-leveling glides, set screws. The adjustable leg inserts ship with glides already attached.
Specify #13.0700.x <price o="1043351" ps="3" s="39" t="2"/>/Set of 4 legs

Nonstandard Steel Stool Seat Height

Minimum order of 10 stools. Minimum height is 15". Specify: Standard model with next greater height than required. Add Cutting Upcharge=\$14 each

California TB133 Fire Safety Code

For California Technical Bulletin 133 compliant models, add the following upcharge:
 Model = Upholstered
 Added Lead Time=1 Week
 Added List Price=\$12



800 Series

Industrial Stools (Freight Excluded Pricing)

Freight
Excluded
Pricing
Vinyl Group
1 & C.O.V.

\$ 98
116
103
129
106
123

\$ 129
148
135
155
138
155

\$ 124

SPECIAL SERVICES

Special Carton Marking

With specially marked information N/C

Shipping

Shipped **k.d. f.o.b. freight excluded**
Bonduel, Wisconsin 54107 factory. Freight
class #125.

Specifications and prices are subject to
change without prior notice.

Medical and Laboratory

General Information



KICL12

KICL13

KICL14

KICL15

Features

Upholstered seat	•	•	•	•
Casters	•	•	•	•
Pneumatic seat height adjustment	•	•	•	•

General Dimensions

Seat height	16" - 21"	22" - 32"	16" - 21"	16" - 21"
Overall height	16" - 21"	22" - 32"	16" - 21"	28" - 36"
Seat diameter	16"	16"	16"	16"
Back size				13"W x 9"H
Overall width	19"	19"	19"	25"

SPECIFICATIONS

Medical & Laboratory Stools are shipped unassembled.

Upholstered Seat

The seat has a unibody molded 2-1/2" HR foam on plywood.

Pneumatic Ring

The KICL12 and KICL13 stools offer height adjustment with a pneumatic 360-degree, hand-activated ring. The KICL14 and KICL15 stools offer height adjustment with a pneumatic 360-degree, foot-activated ring.

Pneumatic Cylinder

Cylinders have a 5" range, except the KICL13 stool which has a 10" range.

Base

The KICL12, KICL13, and KICL14 have a 20" base. The KICL15 has a 24" base. All bases are die-cast aluminum with a chrome finish.

Casters

All stools have safety soft casters.

INFORMATION

C.O.M. Testing and Production Requirements

Not all materials are suitable for upholstering this product. A 1 yd. x 54" sample must be submitted and approved prior to acceptance of an order. If the fabric is directional in pattern or weave, the direction must be indicated on the submitted sample, and additional yardage may be requested.

Test samples must be sent to:

KICL
Attn: C.O.M. Department
1110 S. Mildred Ave.
Ontario, CA 91761

Fabric Disclaimer

Fabric will be applied as swatched by the fabric manufacturer. Fabric that is required

to be applied differently than is swatched will need a Special Cost Request written specifying the direction the fabric is to be applied. The posted standard lead time will apply to the Special Cost Request.







INFORMATION

Warranty

Refer to KI Terms & Conditions document
or visit ki.com

Medical and Laboratory Stools

	MODEL	MODEL NUMBER			Approx. Packaged Weight	Delivered Pricing Fabric Grade 1 & C.O.M.	Delivered Pricing Fabric Grade 2
		Basic Model	Fire Code	Upholstery Color			
 EXAM	KICL12 Stool • 5" Seat height range • 360-degree, hand activation pneumatic	KICL12	<input type="checkbox"/> <input type="checkbox"/>	<input type="checkbox"/> <input type="checkbox"/> <input type="checkbox"/> <input type="checkbox"/>	28.0#	\$ 296	\$ 346
 EXAM	KICL13 Stool • 10" Seat height range • 360-degree, hand activation pneumatic • 18" chrome footing	KICL13	<input type="checkbox"/> <input type="checkbox"/>	<input type="checkbox"/> <input type="checkbox"/> <input type="checkbox"/> <input type="checkbox"/>	28.0#	\$ 409	\$ 460
 EXAM	KICL14 Stool • 5" Seat height range • 360-degree, foot activation pneumatic	KICL14	<input type="checkbox"/> <input type="checkbox"/>	<input type="checkbox"/> <input type="checkbox"/> <input type="checkbox"/> <input type="checkbox"/>	28.0#	\$ 422	\$ 472
 EXAM	KICL15 Stool • 5" Seat height range • 360-degree, foot activation pneumatic	KICL15	<input type="checkbox"/> <input type="checkbox"/>	<input type="checkbox"/> <input type="checkbox"/> <input type="checkbox"/> <input type="checkbox"/>	33.0#	\$ 568	\$ 629

A **B** **C**

HOW TO ORDER

Indicate the following information on order form:

- Quantity of each item.
- Model number, including options. See "How To Build a Model Number".
- Any special service required.

- Note:
- The indicates that a choice is required.
 - The absence of the indicates that no choice is required.
 - Alpha-numeric characters in place of indicate that no other alternatives are available.

HOW TO BUILD A MODEL NUMBER

- A** Select basic model.
- B** Select fire code.

NFR	- Compliance to TB 117-2013
FR	- Compliance to TB 133

See Options for TB133 upcharge.
- C** Select upholstery grade/color. Refer to color addendum at ki.com or KI Fabrics & Finishes binder.

OPTIONS

C.O.M. Upholstery
 C.O.M. requirement for KICL12, KICL13, and KICL14 is 3/4 yards per chair of 54" wide nondirectional fabric. C.O.M. requirement for KICL15 is 1 yard per chair of 54" wide nondirectional fabric. For complete information on ordering C.O.M., see "Ordering C.O.M., C.O.V. and C.O.L. section."



Medical and Laboratory Stools

Delivered Pricing Fabric Grade 3	Delivered Pricing C.O.V.	Delivered Pricing Vinyl Group 2V	Delivered Pricing Pallas Fabric Group P0	Delivered Pricing Pallas Fabric Group P1	Delivered Pricing Pallas Fabric Group P2	Delivered Pricing Pallas Fabric Group P3	Delivered Pricing Pallas Fabric Group P4
\$ 351	\$ 296	\$ 351	\$ 337	\$ 374	\$ 394	\$ 417	\$ 434
\$ 466	\$ 409	\$ 466	\$ 450	\$ 487	\$ 509	\$ 530	\$ 549
\$ 478	\$ 422	\$ 478	\$ 465	\$ 502	\$ 521	\$ 542	\$ 560
\$ 643	\$ 568	\$ 643	\$ 634	\$ 672	\$ 699	\$ 729	\$ 751

OPTIONS

California TB133 Fire Safety Code
 For California Technical Bulletin 133 compliant models, add the following upcharge:
 Model = Upholstered
 Added Lead Time-1 Week
 Added List Price=\$95

SPECIAL SERVICES

Special Carton Marking

With specially marked information N/C

Shipping

Shipped **k.d. freight prepaid f.o.b. Ontario, California 91761** factory. Freight class #125.

Specifications and prices are subject to change without prior notice.

Index

Model No.	Description	Page	Model No.	Description	Page
06.0020.BE	Folding Chairs (Delivered Pricing): Replacement Feet	88	VL.100.BL.WH	Folding Chairs (Delivered Pricing): ValueLite® Single Hinge	58
101	Folding Chairs (Delivered Pricing): Steel Seat	14			
103S	Folding Chairs (Delivered Pricing): Upholstered Seat	14			
104S	Folding Chairs (Delivered Pricing): Upholstered Seat and Back	14			
1103	Folding Chairs (Delivered Pricing): Upholstered Seat	36			
1104	Folding Chairs (Delivered Pricing): Upholstered Seat and Back	36			
301D	Folding Chairs (Delivered Pricing): Steel Seat	18			
301DTAR/BE/LOK	Folding Chairs (Delivered Pricing): Tablet Arm and Steel Seat	66			
301DVTAR/WG/VGY/LGE	Folding Chairs (Delivered Pricing): Tablet Arm and Vinyl Upholstered Seat	66			
303DS	Folding Chairs (Delivered Pricing): Upholstered Seat	18			
304DS	Folding Chairs (Delivered Pricing): Upholstered Seat and Back	18			
331D/BE	Folding Chairs (Delivered Pricing): Steel Seat Double Hinge w/ 3 Crossbraces	54			
344DF/BE/FBE	Folding Chairs (Delivered Pricing): Fabric Upholstered	62			
344DV/BE/VBE	Folding Chairs (Delivered Pricing): Vinyl Upholstered	62			
53.6150.BE.I	Folding Chairs (Delivered Pricing): Replacement Feet	88			
53.6154.BE.I	Folding Chairs (Delivered Pricing): Replacement Bumpers (Cap)	88			
614	Industrial Stools (Delivered Pricing): Lowboy Filing Stool	96			
618	Industrial Stools (Delivered Pricing): Steel Rimmed Seat Stool	96			
618B	Industrial Stools (Delivered Pricing): Steel Rimmed Seat/Backrest	100			
618BU	Industrial Stools (Delivered Pricing): Upholstered Seat/Backrest	100			
618BW	Industrial Stools (Delivered Pricing): Wood Seat/Backrest Stool	104			
618P	Industrial Stools (Delivered Pricing): Polypropylene Seat	104			
618U	Industrial Stools (Delivered Pricing): Upholstered Seat Stool	96			
618W	Industrial Stools (Delivered Pricing): Wood Seat	100			
701D	Folding Chairs (Delivered Pricing): Steel Seat	22			
701DFTAL	Folding Chairs (Delivered Pricing): Miracle Fold Tablet Arm	26			
703DS	Folding Chairs (Delivered Pricing): Upholstered Seat	22			
704DS	Folding Chairs (Delivered Pricing): Upholstered Seat and Back	22			
731	Folding Chairs (Delivered Pricing): 731 Auditorium Folding Chair	32			
734	Folding Chairs (Delivered Pricing): 734 Upholstered Chair	32			
734FM	Folding Chairs (Delivered Pricing): 734 Upholstered Armchair	32			
818	Industrial Stools (Delivered Pricing): Upholstered Seat Stool	108			
818B	Industrial Stools (Delivered Pricing): Upholstered Seat/Backrest	108			
824SB	Industrial Stools (Delivered Pricing): Upholstered Swivel Seat/Backrest Stool	108			
85.1505	Folding Chairs (Delivered Pricing): Ganging Clamp	88			
FRS704D/S	Folding Chairs (Delivered Pricing): Upholstered Seat and Back	42			
FRS734	Folding Chairs (Delivered Pricing): Upholstered Chair	42			
FRS734FM	Folding Chairs (Delivered Pricing): Upholstered Armchair	46			
KDT84	Folding Chairs (Delivered Pricing): Double-Tier Storage Caddy	84			
KDT84/BE/C	Folding Chairs (Delivered Pricing): Double-Tier Storage Caddy	70			
KH50	Folding Chairs (Delivered Pricing): Horizontal Storage Caddy	80			
KICL12	Stools: KICL12 Stool	114			
KICL13	Stools: KICL13 Stool	114			
KICL14	Stools: KICL14 Stool	114			
KICL15	Stools: KICL15 Stool	114			
KV25	Folding Chairs (Delivered Pricing): Vertical Storage Caddy	80			
KV50A/BE/C	Folding Chairs (Delivered Pricing): Vertical Storage Caddy	70			
NOVH	Folding Chairs (Delivered Pricing): Wall Hanger	76			
NOVITE	Folding Chairs (Delivered Pricing): Folding Chair	76			





KI
1330 Bellevue Street
P.O. Box 8100
Green Bay, Wisconsin 54308-8100
1-800-424-2432
www.ki.com

KI and Furnishing Knowledge
are registered trademarks
of Krueger International, Inc.

© 2011 KI
All Rights Reserved.
Litho in USA.
Code KI-11480R2/KI/VL/211

Printed using only water-based inks,
including metallics. Please recycle.