

2017 PLAYGROUND CATALOG

Enriching Childhood Through

PLAY[®]



A PLAYCORE Company



A PLAYCORE Company

PLAY SYSTEMS

- 14 **POWERSCAPE**
High capacity, flexible design options
- 38 **PRIMETIME**
Affordable play systems
- 60 **IONIX**
The art and science of play
- 72 **PLAYWORX**
Custom themed play

OUTDOOR FITNESS

- 92 **CHALLENGE COURSE**
- 100 **GTFIT**

FREESTANDING PLAY

- 110 **SENSORY WAVE CLIMBER™**
- 112 **SPINNING PLAY**
- 116 **ZIP LINE & ZIP TRACK**
- 118 **SWINGS**
- 122 **MUSIC**
- 124 **NETS**
- 127 **CLIMBERS**
- 131 **GROUND LEVEL PLAY**
- 134 **SLIDES**

TRAILS, SITE, SURFACING AND MORE!

- 136 **PLAY TRAILS**
- 144 **SITE ACCESSORIES**
- 154 **SHADE OPTIONS**
- 156 **GT IMPAX SURFACING**
- 206 **COLOR OPTIONS**

SYSTEM COMPONENTS

- 162 **SENSORY CLIMBERS**
- 164 **TUFF FORMS**
- 166 **ROCK CLIMBERS**
- 168 **CLIMBERS**
- 173 **OVERHEAD PLAY**
- 175 **LINKS**
- 178 **NETS**
- 179 **SLIDES**
- 182 **SENSORS, GIZMOS & GADGETS**
- 184 **PANELS**
- 198 **MOTION PLAY**
- 190 **BRIDGES AND TUBES**
- 194 **SHADE, TABLES & SEATING**
- 196 **RAMPS & TRANSFERS**
- 197 **ACCESS & ENTRYWAY**
- 198 **DECKS, ACCENTS & ACCESSORIES**
- 202 **ROOFS**

All play systems are subject to the availability of components at the time of order. Some changes or substitutions may be necessary, and this may affect the price of the system. Please visit www.gametime.com or contact your local representative at 800-235-2440 to view the latest play system configurations and list price.



PLAY HAS NO LIMIT[®]

Every community deserves access to fun, inclusive and multigenerational play.

That's been our commitment to enriching childhood through play since 1929.

All Communities



Play enriches childhood and builds stronger communities. In 2017, GameTime is creating new and exciting play and recreation solutions that meet the budget and space requirements for every community to improve the quality of life where we live, work and play.

All Generations



No other playground manufacturer offers as many options to encourage multigenerational play. From our patented Expression Swing[®] to our exciting Challenge Courses, we strive to bring families outdoors and keep them active... together.

All Abilities



For more than three decades, GameTime has designed inclusive play spaces that bring together people of all ages and abilities through the power of play. Now we're introducing innovative new play products, research-based design practices and resources that intentionally break down physical and social barriers to play.



ALL COMMUNITIES



PATHWAYS FOR PLAY



NATURE GROUNDS



INCLUSIVE PLAY



ADULT FITNESS



PLAY ON!

By thoughtfully aligning your outdoor environment to evidence-based best practices, your project can be designated as a National Demonstration Site and serve in a network of leadership case examples. Designations are awarded by PlayCore in the areas of playful pathways, nature play, inclusive play, adult fitness and youth physical activity.




Placemaking one-of-a-kind destinations



Curriculum-based programming to improve fitness levels

It Takes Community to Build Community

GameTime representatives live, work and play in neighborhoods across the United States and around the world. They have an average of 25 years experience designing, installing and maintaining playgrounds and fitness parks. They provide a unique perspective and passion for play in your community.





ALL GENERATIONS



“ The Expression Swing is a wonderful design that... allows intergenerational mutual play to occur throughout the life cycle.

DR. STUART BROWN, M.D.
AUTHOR AND FOUNDER OF THE NATIONAL INSTITUTE FOR PLAY



Exciting freestanding play products (p108)



Challenge Course and Outdoor Fitness (p92)

Play Has No Age Limit

Humans are designed to play throughout our life cycle. Studies show play elevates mood, enhances well being and promotes better health and wellness in people of all ages and abilities. Well-designed inclusive play and recreation areas include spaces for people of all generations to enjoy play together.





INCLUSIVE BENEFIT

Expression Swing® is a unique multi-user swing that allows children to interact with peers or caregivers as they experience movement through space and develop whole-body awareness. The patented face-to-face, eye-to-eye design supports play attunement, or emotional bonding during play.

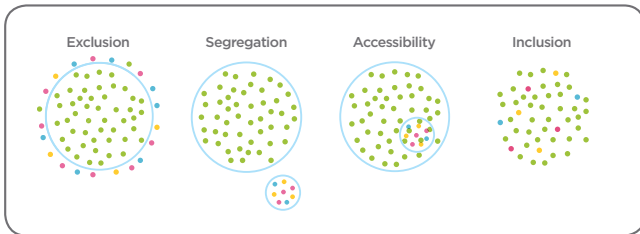
ALL ABILITIES



SIX MILLION REASONS

gametime.com/6million

Out of 1,000 people between the ages of three and 21, approximately 85 have a disability*. That's more than six million children who will benefit from a playground designed to address the needs of every child.



Going Beyond Accessibility

The Americans with Disabilities Act, and its rules associated with public playground accessibility, has gone a long way to create spaces everyone can access.

Accessibility helps to bring all people into the same space, but GameTime strives to design spaces that go beyond accessibility and create an equitable and inclusive play experience for every person.

Me2: 7 Principles of Inclusive Playground Design, PlayCore and Utah State University Center for Persons with Disabilities





Poured-In-Place surfacing and the **Sensory Ramp**[®] provide accessible routes of travel in, on, and around the environment and structure.

The auditory, tactile, and visual **GT Sensors**[®] and **ADA Crow's Nest** activities address approach and reach ranges for individuals who are seated or standing.

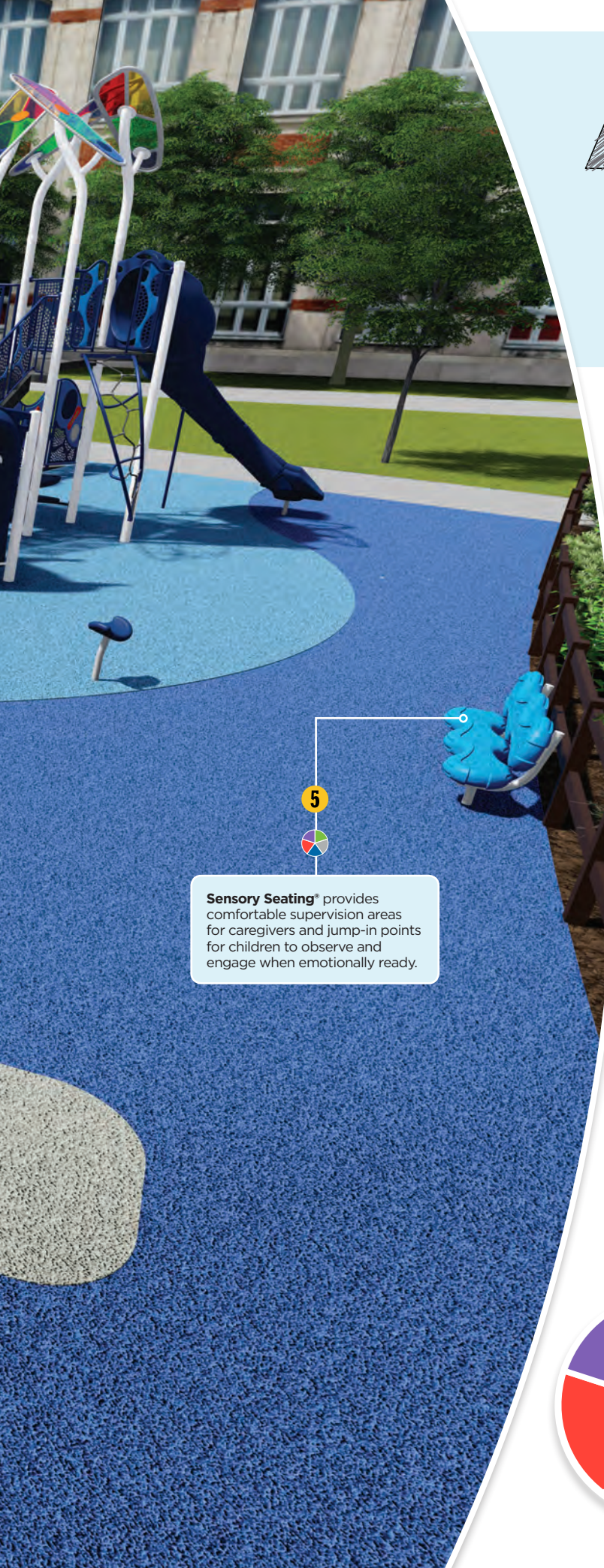
The **Sensory Rock 'N Raft**[®] encourages multigenerational play through a dynamic and collaborative movement experience.

The **Sensory Car Wash**[®] incorporates behavioral cues and sensory feedback, while encouraging communication and social interaction between users.

The **Sensory Wave Climber**[®] offers accommodations in both gross and fine motor activities so that everyone can enjoy, manipulate, or interact.

The **Sensory Spinning Seat**[®] accommodates children's diverse physical needs by providing supports to help them maintain a neutral body position.

A PLACE for everyone to PLAY



5

Sensory Seating® provides comfortable supervision areas for caregivers and jump-in points for children to observe and engage when emotionally ready.



PLAYCORE®
Building communities through play™



The **7 Principles of Inclusive Playground Design®** are best practices that ensure your play and recreation space meets the needs of all children. Here are some examples of how the 7 Principles can be aligned to the design of your play space. For a complete overview of the principles, guidelines and benefits, reference the Me2 guidebook.

7 Principles

- 1 Be Fair
- 2 Be Included
- 3 Be Smart
- 4 Be Independent
- 5 Be Safe
- 6 Be Active
- 7 Be Comfortable

Developmental Benefits

- ▲ Social-Emotional
- ▲ Physical
- ▲ Sensory
- ▲ Cognitive
- ▲ Communication

Look for this symbol throughout the catalog to see the developmental benefits of our inclusive products.





Sensory Wave Climber™ ground-to-deck attachment (See p. 162)

Sensory Wave Climber™ deck-to-deck link (See p. 163)

Sensory Wave Climber™ freestanding (See p. 110)

Designed to accommodate climbing, including transfer.



SENSORY WAVE CLIMBER™

Create a Sensory Play Experience

Sensory Wave Climber™ is available as a deck-to-deck link, ground-to-deck attachment or a freestanding climber so you can add inclusive, sensory climbing play anywhere on your playground. Every model **features forward reach capability** for people using mobility devices, **adaptive switch options** and a wide range of auditory, tactile and visual sensors to enhance the play experience for children of all abilities.



Molded-in handgrips make it easier to maneuver through the climber.



Adaptive switch capability allows individuals with limited upper body or fine motor control the ability to activate auditory features.

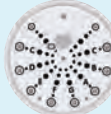
Auditory



Spin Chime



Giggle Box



JamBox



Piano



Bells

Adaptive Switch Capable Sensors



Switch not included

Three of our new auditory sensors feature adaptive switch inputs.



Wave Sound


Tactile




Mezzo



Lava



Genoa



Roller Ball

Visual



Hourglass



Make It Rain



Pachinko




Twist Ball



Hypnetic



Flat Mirror



Fun Mirror



Color Wheel



Red



Orange

Yellow

Green

Light Blue

Add GT Sensors™ to our new Sensory Wave Ramp™ to transform an ordinary accessible ramp into an extraordinary play experience for all children! (See p. 196)





Sensory Play can be added anywhere on your PowerScape play system with our Sensory Wave panels. (See p. 182)



Ground level sensory-rich play elements that encourage exploration and discovery. (See p. 132)

SENSORY PLAY

Our new line of inclusive playground products is designed to address all five developmental benefits and engage the senses. With panels that add auditory, tactile and visual experiences throughout a play structure, and ground level music and activities for exploration and discovery, it's easier than ever to create a complete sensory play environment.



Precision-tuned musical instruments designed for people of all abilities. (See p. 122)



Motion activities that encourage multigenerational participation and sensory play. (See p. 189)

FOR EVERY CHILD

This new collection is designed to go beyond accessibility and create truly inclusive play environments. It encourages cooperative play, social interaction, sensory integration and physical activity. It provides additional supports, encourages multi-generational play and creates equitable play experiences for every person. Learn more about our commitment to inclusive play at gametime.com/inclusive.



Cooperative motion play activities that enhance the vestibular and proprioceptive senses. (See p. 112)



Playful new seating options double as sensory play activities. (See p. 149)



CREATE

more ways to

PLAY

Add more fun with nets! See page 178 to add net climbers to your PowerScape play system!

PowerScape®

- The perfect platform for designing inclusive play systems
- Widest decks in the industry so more people can play
- More activity choices than many composite play structures
- Top choice of urban and city customers
- 5" diameter uprights for high volume play
- Used as a foundation for PlayWorx custom theming

Exclusive Theming Options

Add a theme to your PowerScape play system with play sculptures, themed panels and roofs, or fun toppers and accessories that transform an ordinary playground into an extraordinary destination for fun.

Patented TruLoc® Connections

Our TruLoc® connections are precision-drilled at the factory and certified by IPEMA to be compliant with ASTM standards. It's the fastest and easiest way to install and maintain a play system—perfect for community builds.

Inclusion & Accessibility

GameTime leads the industry with accessible options and inclusive play activities. Your PowerScape play system will provide a wealth of play opportunities for children of all abilities.

Add **IONIX^{GT}** & **Xscape®**

Extend the play value of PowerScape with IONiX or Xscape. The unique climbing activities add a new dimension of play for older children and help make fitness fun!





This site was designed using the principles found in Me2: **7 Principles of Inclusive Playground Design**. It was designated as a National Demonstration Site for Inclusive Play by PlayCore. Learn more at gametime.com/nds.



GENERATIONS

#PS17003

\$212,269*

ASTM Use Zone: 95' x 78' (29m x 23.8m)

Child Capacity: 165-170

Recommended Ages: 2 to 5 or 5 to 12 years

ADA: Elevated: 24 Accessible: 20

Ground: 11 Types: 7

Fall Height: 8' (2.4m)

Play Palette: Custom

Key Features: Complete turnkey inclusive design with play systems for ages 2 to 5 and 5 to 12, plus freestanding play activities and integrated shade. See website for top view detail and system drawing.

*Price does not include surfacing, installation or fitness.



POWERSCAPE

17



ACCORD

#PS17001

\$134,135*

ASTM Use Zone: 94' x 65' (28.7m x 19.8m)

Child Capacity: 105-110

Recommended Ages: 2 to 5 or 5 to 12 years

ADA: Elevated: 13 Accessible: 11


Ground: 18 Types: 6

Fall Height: 6'

Play Palette: Custom

Key Features: Complete turnkey inclusive design with play systems for ages 2 to 5 and 5 to 12, plus freestanding play activities and integrated shade. See website for top view detail and system drawing.

*Price does not include surfacing or installation.





UNITED

#PS17002

\$151,589*

ASTM Use Zone: 122' x 79' (37.2m x 24.1m)

Child Capacity: 85-90

Recommended Ages: 2 to 5 or 5 to 12 years

ADA: Elevated: 13 Accessible: 11

Ground: 12 Types: 5

Fall Height: 6'

Play Palette: Custom

Key Features: Complete turnkey inclusive design with play systems for ages 2 to 5 and 5 to 12 plus, freestanding play activities and integrated shade. See website for top view detail and system drawing.

*Price does not include surfacing or installation.





TURTLEBACK

#PS17006

\$69,454

ASTM Use Zone: 35' x 45' (10.7m x 13.7m)

Child Capacity: 40-45

Recommended Ages: 2 to 5 years

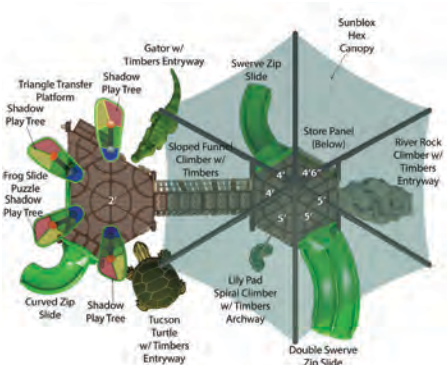
ADA: Elevated: 7 Accessible: 6

Ground: 3 Types: 2

Fall Height: 5'

Play Palette: Custom

Key Features: PowerScope Timbers Panels, Shadow Play Roofs, Integrated Shade, Tuff Forms Turtle and Gator, Curved Zip Slide, Double Zip Slide





TIMBER TOWER

#PS17013

\$165,778

ASTM Use Zone: 79' x 69' (24.1m x 21m)

Child Capacity: 120-125

Recommended Ages: 5 to 12 years

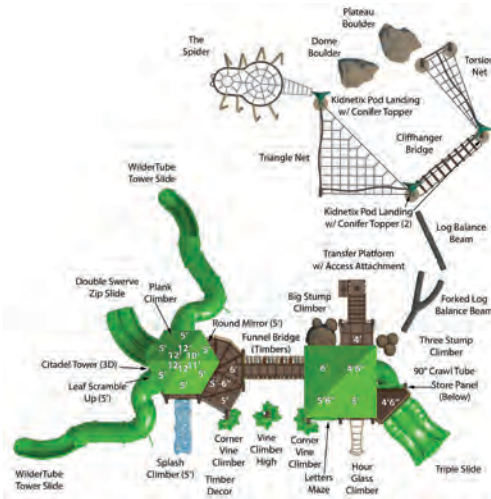
ADA: Elevated: 13 Accessible: 11

Ground: 12 Types: 4

Fall Height: 8'

Play Palette: Custom

Key Features: PowerScape Timbers Tower with Wilder Tube Slide, Tin Roofs, Leaf Scramble Up, Vine Climbers, Splash Climber, Interactive Panels



⚠ WARNING: Installation over a hard surface such as concrete, asphalt, or packed earth may result in serious injury from falls.



CASCADIA

#PS17007

\$68,921

ASTM Use Zone: 43' x 41' (13.1m x 12.5m)

Child Capacity: 60-65

Recommended Ages: 5 to 12 years

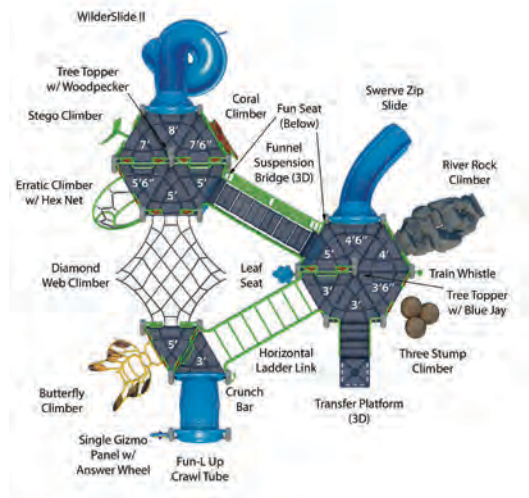
ADA: Elevated: 11 Accessible: 6

Ground: 7 Types: 4

Fall Height: 8'

Play Palette: Custom

Key Features: PowerScope 3D Panels, Funnel-Up Climber, Diamond Net Link, Butterfly Climber, Tuff Forms Turtle, Tree Stump Climber



⚠ **WARNING:** Installation over a hard surface such as concrete, asphalt, or packed earth may result in serious injury from falls.



LAKE HOLLYWOOD

#PS17008

\$95,915

ASTM Use Zone: 56' x 38' (17.1m x 11.6m)

Child Capacity: 45-50

Recommended Ages: 2 to 5 or 5 to 12 years

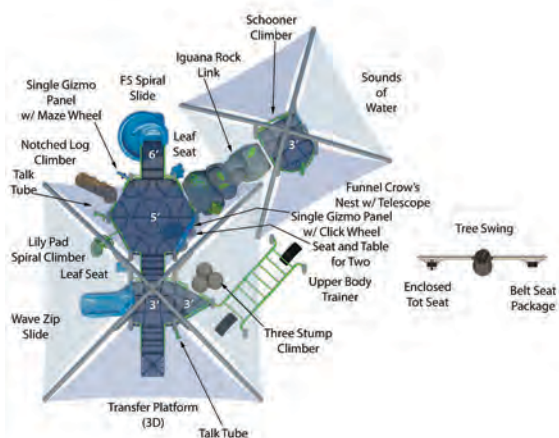
ADA: Elevated: 8 Accessible: 5

Ground: 9 Types: 5

Fall Height: 6'

Play Palette: Atlantic

Key Features: PowerScope 3D Panels, Integrated Shade, Tuff Forms Iguana Rock Link, Toddler Trainer, Interactive Panels



⚠ WARNING: Installation over a hard surface such as concrete, asphalt, or packed earth may result in serious injury from falls.



SKY RIDGE

#PS16001

\$60,451

ASTM Use Zone: 45' x 38' (13.7m x 11.5m)

Child Capacity: 55-60

Recommended Ages: 5 to 12 years

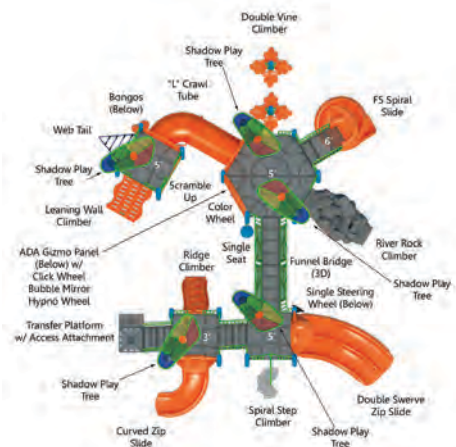
ADA: Elevated: 12 Accessible: 13

Ground: 4 Types: 3

Fall Height: 6' (1.8m)

Play Palette: Custom

Key Features: Shadow Play Roofs, Double Vine Climber, F5 Spiral Slide, River Rock Climber, Double Swerve Zip Slide, Curved Zip Slide, Ridge Climber, Color Wheel, Scramble Up, ADA Gizmo Panel (Click Wheel, Bubble Mirror, Hypno Wheel)





DOMINICA

#PS16003

\$47,938*

ASTM Use Zone: 33' x 44' (10.1m x 13.4m)

Child Capacity: 30-35

Recommended Ages: 5 to 12 years

ADA: Elevated: 7 Accessible: 7


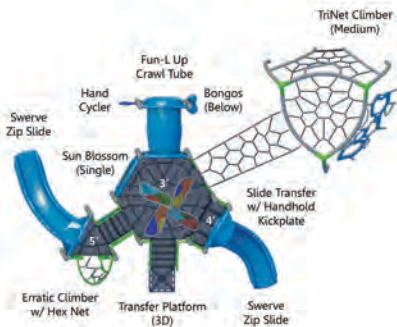
Ground: 6 Types: 2

Fall Height: 7' (2.1m)

Play Palette: Atlantic

Key Features: Swerve Zip Slide, Shadow Play Roofs, Shadow Play Tower, Fun-L Up Crawl Tube, Erratic Climber with Hex Net, TriNet

*Price is for standard system in top view below.



⚠ WARNING: Installation over a hard surface such as concrete, asphalt, or packed earth may result in serious injury from falls.



MOON WALK

#PS16017

\$76,129*

ASTM Use Zone: 41' x 50' (12.5m x 15.2m)

Child Capacity: 70-75

Recommended Ages: 5 to 12 years

ADA: Elevated: 15 Accessible: 15

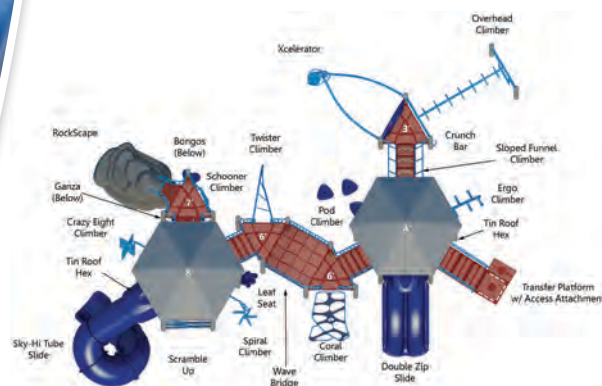
Ground: 5 Types: 3

Fall Height: 8' (2.4m)

Play Palette: Custom

Key Features: Tin Roofs, Sky-Hi Tube Slide, Double Zip Slide, Xcelerator, Twister Climber, Overhead Climber, Rockscape Climber

*Pictured with OmniTriNet. Price is for system shown in top view only.





EXTRA INNINGS

#PS16004

\$87,769

ASTM Use Zone: 56' x 58' (17.1 m x 8.8m)

Child Capacity: 90-95

Recommended Ages: 5 to 12 years

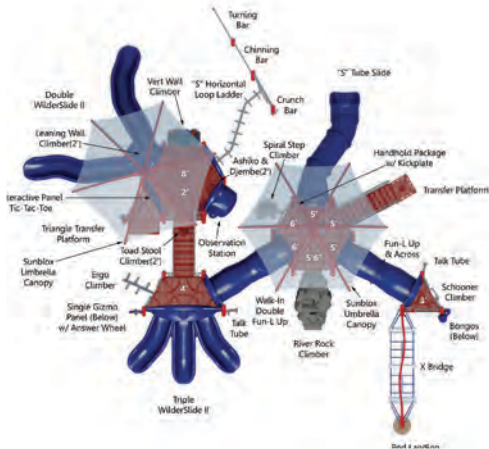
ADA: Elevated: 18 Accessible: 18

Ground: 6 Types: 5

Fall Height: 8' (2.4m)

Play Palette: Custom

Key Features: Integrated Shade Structures, River Rock Climber, X-Bridge Net Climber, Walk-In Fun-L Up Climber, Triple WilderSlide II, Bongos, Observation Station



⚠ WARNING: Installation over a hard surface such as concrete, asphalt, or packed earth may result in serious injury from falls.



Incorporating the six essential elements of physical activity through active play contributed to this site's designation as a National Demonstration Site for youth physical activity.



NEXT LEVEL

#PS17011

\$60,686*

ASTM Use Zone: 66' x 54' (20.1m x 16.5m)

Child Capacity: 55-60

Recommended Ages: 2 to 5 years

ADA: Elevated: 8 Accessible: 8

Ground: 15 Types: 5

Fall Height: 5' (1.5m)

Play Palette: Custom

Key Features: Xscape 2-5 Stratus Climber and Pod Steps, Xscape Overhead Climbers and Climbing Walls, Ridge Climber, Three in a Row Interactive Panel, Xscape 2-5 Swings

See website for detailed top view and system drawing

*Price is for 2 to 5 play system only and does not include adult fitness equipment, surfacing or installation.




Ages 2 to 5

Ages 13+



The adult fitness area between the play structures is for users ages 13 and up.



Using best practice principles to integrate outdoor adult fitness and healthy choices into the community helped this park become a National Demonstration Site for Adult Outdoor Fitness.



FIT CHALLENGE

#PS17012 **\$65,756***

ASTM Use Zone: 73' x 55' (22.3m x 16.8m)

Child Capacity: 45-50

Recommended Ages: 5 to 12 years

ADA: Elevated: 9 Accessible: 9

Ground: 11 Types: 11

Fall Height: 8' (2.4m)

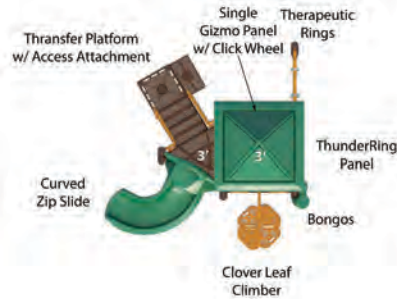
Play Palette: Custom

Key Features: IONiX TriNet (Large), IONiX Splitter, PowerScope Erratic Climber, Double Curved Zip Slide, Xscape 5-12 Swings
See website for detailed top view and system drawing

*Price is for 5 to 12 play system only and does not include adult fitness equipment, surfacing or installation.

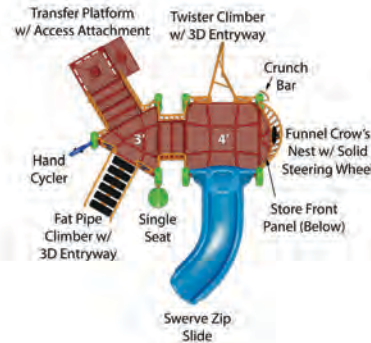


Ages 5 to 12




Sapling
#PS17014 **\$12,720**

ASTM Use Zone:
 24' x 24' (7.3m x 7.3m)
 Child Capacity: 15-20
 Ages: 2 to 5
 ADA:
 Elevated: 4
 Accessible: 4
 Ground: 2
 Types: 2
 Fall Height: 3' (0.9m)
 Play Palette: Rainforest



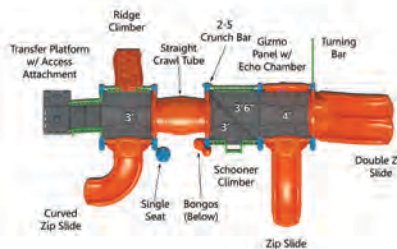
Sprouts
#PS17030 **\$17,103**

ASTM Use Zone:
 24' x 28' (7.3m x 8.5m)
 Child Capacity: 15-20
 Ages: 2 to 5
 ADA:
 Elevated: 4
 Accessible: 4
 Ground: 3
 Types: 3
 Fall Height: 4' (1.2m)
 Play Palette: Carnival



High Point
#PS16020 **\$19,543**

ASTM Use Zone:
 34' x 28' (10.4m x 8.5m)
 Child Capacity: 20-25
 Ages: 2 to 5
 ADA:
 Elevated: 5
 Accessible: 5
 Ground: 2
 Types: 2
 Fall Height: 4' (1.2m)
 Play Palette: Malibu

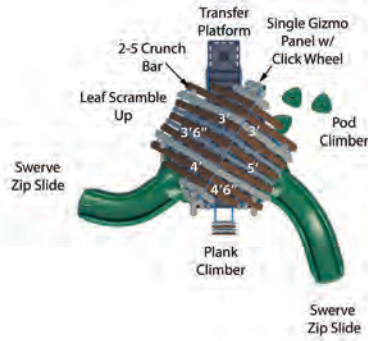


Level Up
#PS16021 **\$20,671**

ASTM Use Zone:
 40' x 27' (12.2m x 8.2m)
 Child Capacity: 35-40
 Ages: 2 to 5
 ADA:
 Elevated: 7
 Accessible: 7
 Ground: 4
 Types: 4
 Fall Height: 4' (1.2m)
 Play Palette: Shine

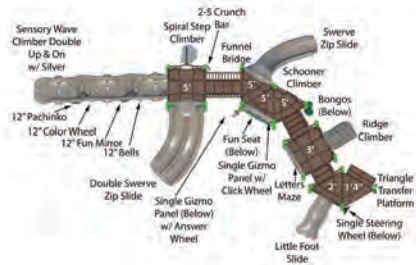
Mountain Cabin
#PS16110 **\$26,167**

ASTM Use Zone:
 31' x 28' (9.5m x 8.5m)
 Child Capacity: 20-25
 Ages: 2 to 5 or 5 to 12
 ADA:
 Elevated: 5
 Accessible: 5
 Ground: 2
 Types: 2
 Fall Height: 5' (1.5m)
 Play Palette: Riverbank



Marble Pass
#PS17015 **\$37,379**

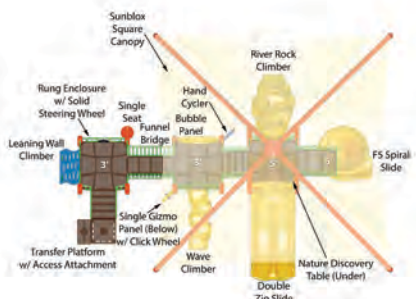
ASTM Use Zone:
 35' x 50' (10.7m x 15.2m)
 Child Capacity: 35-40
 Ages: 2 to 5 or 5 to 12
 ADA:
 Elevated: 10
 Accessible: 10
 Ground: 4
 Types: 4
 Fall Height: 5' (1.5m)
 Play Palette: Bayou



Includes New Sensory Wave Climber!

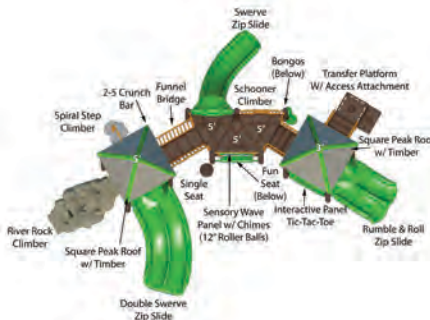
Big League
#PS17017 **\$38,738**

ASTM Use Zone:
 39' x 30' (11.9m x 9.1m)
 Child Capacity: 35-40
 Ages: 2 to 5 or 5 to 12
 ADA:
 Elevated: 7
 Accessible: 7
 Ground: 3
 Types: 3
 Fall Height: 6' (1.8m)
 Play Palette: Papaya



Twin Towers
#PS17016 **\$41,546**

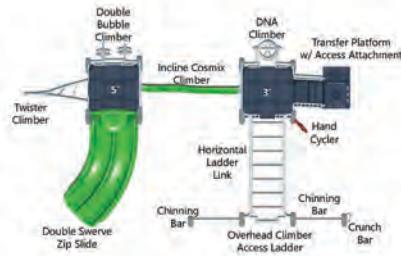
ASTM Use Zone:
 35' x 42' (10.7m x 12.8m)
 Child Capacity: 40-45
 Ages: 2 to 5 or 5 to 12
 ADA:
 Elevated: 9
 Accessible: 9
 Ground: 4
 Types: 3
 Fall Height: 5' (1.5m)
 Play Palette: Rainforest



Includes New Sensory Wave Panel!

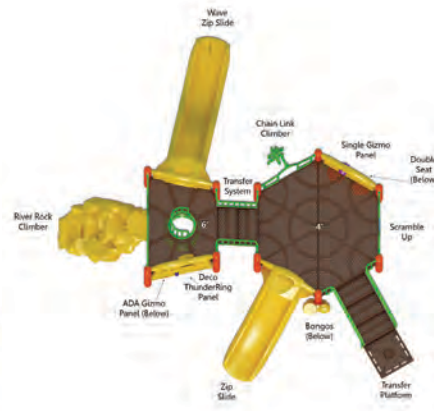
⚠ WARNING: Installation over a hard surface such as concrete, asphalt, or packed earth may result in serious injury from falls.

AGES 2 TO 5 OR 5 TO 12



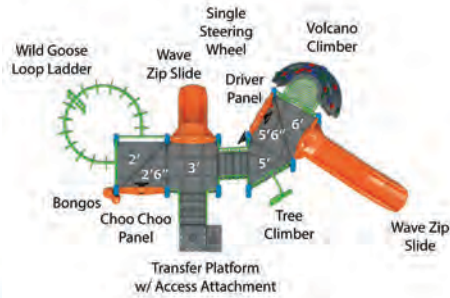
Twist and Turn
#PS16026 **\$20,636**

ASTM Use Zone:
 27' x 39' (8.2m x 11.9m)
 Child Capacity: 25-30
 Ages: 5 to 12
 ADA:
 Elevated: 6
 Accessible: 6
 Ground: 4
 Types: 2
 Fall Height: 5' (1.5m)
 Play Palette: Emerald



Ascent
#PS16027 **\$25,219**

ASTM Use Zone:
 33' x 33' (10.1m x 10.1m)
 Child Capacity: 25-30
 Ages: 5 to 12
 ADA:
 Elevated: 8
 Accessible: 8
 Ground: 3
 Types: 3
 Fall Height: 6' (1.8m)
 Play Palette: Papaya



Loop Around
#PS16028 **\$26,646**

ASTM Use Zone:
 28' x 41' (8.5m x 12.5m)
 Child Capacity: 35-40
 Ages: 5 to 12
 ADA:
 Elevated: 7
 Accessible: 7
 Ground: 2
 Types: 2
 Fall Height: 6' (1.8m)
 Play Palette: Shine

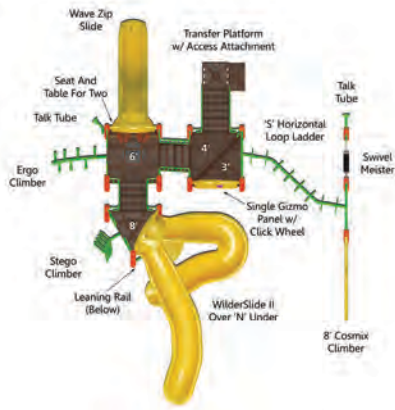


Coastal
#PS16029 **\$31,654**

ASTM Use Zone:
 42' x 35' (12.8m x 10.7m)
 Child Capacity: 40-45
 Ages: 5 to 12
 ADA:
 Elevated: 10
 Accessible: 10
 Ground: 4
 Types: 3
 Fall Height: 5' (1.5m)
 Play Palette: Atlantic

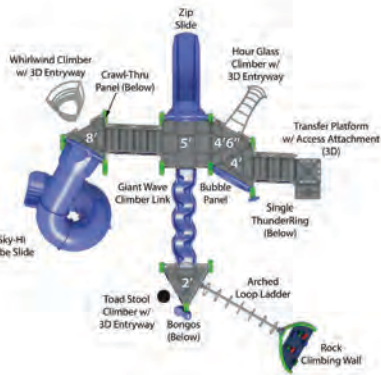
Discovery
#PS16030 **\$33,571**

ASTM Use Zone:
 36' x 46' (11.0m x 14m)
 Child Capacity: 40-45
 Ages: 5 to 12
 ADA:
 Elevated: 6
 Accessible: 4
 Ground: 4
 Types: 4
 Fall Height: 8' (2.4m)
 Play Palette: Papaya



Marshland
#PS17018 **\$34,988**

ASTM Use Zone:
 41' x 40' (12.5m x 12.2m)
 Child Capacity: 35-40
 Ages: 5 to 12
 ADA:
 Elevated: 7
 Accessible: 7
 Ground: 4
 Types: 4
 Fall Height: 8' (2.4m)
 Play Palette: Wisteria



Arlington
#PS17034 **\$36,298**

ASTM Use Zone:
 55' x 58' (16.8m x 17.7m)
 Child Capacity: 55-60
 Ages: 5 to 12
 ADA:
 Elevated: 6
 Accessible: 6
 Ground: 8
 Types: 6
 Fall Height: 8' (2.4m)
 Play Palette: Shine

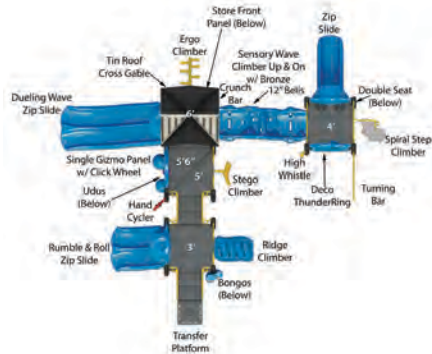


Includes swings!



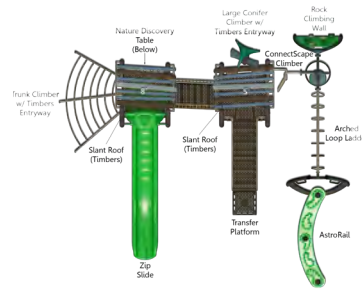
Rapids
#PS17019 **\$36,670**

ASTM Use Zone:
 41' x 38' (12.5m x 11.6m)
 Child Capacity: 55-60
 Ages: 5 to 12
 ADA:
 Elevated: 10
 Accessible: 10
 Ground: 6
 Types: 5
 Fall Height: 6' (1.8m)
 Play Palette: Deep Space



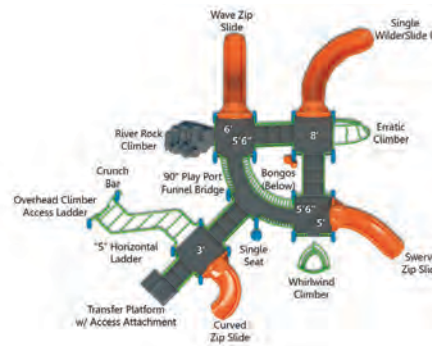
Includes New Sensory Wave Climber!

⚠ WARNING: Installation over a hard surface such as concrete, asphalt, or packed earth may result in serious injury from falls.



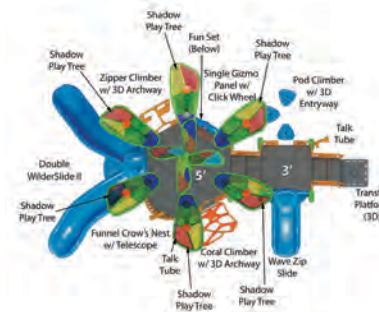
Woodland Pass
#PS17020 \$36,640

ASTM Use Zone:
35' x 39' (10.7m x 11.9m)
Child Capacity: 25-30
Ages: 5 to 12
ADA:
Elevated: 4
Accessible: 4
Ground: 4
Types: 3
Fall Height: 8' (2.4m)
Play Palette: Malibu



Pinnacle
#PS17031 \$43,934

ASTM Use Zone:
42' x 45' (12.8m x 13.7m)
Child Capacity: 45-50
Ages: 5 to 12
ADA:
Elevated: 9
Accessible: 9
Ground: 3
Types: 3
Fall Height: 8' (2.4m)
Play Palette: Shine

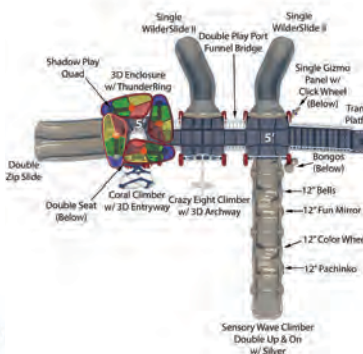


Plume
#PS17021 \$45,352

ASTM Use Zone:
38' x 34' (11.6m x 10.4m)
Child Capacity: 35-40
Ages: 5 to 12
ADA:
Elevated: 6
Accessible: 6
Ground Level: 3
Types: 3
Fall Height: 5' (1.5m)
Play Palette: Carnival



Includes New Sensory Wave Climber!

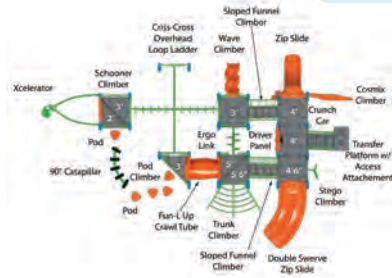


Prism
#PS17022 \$46,113

ASTM Use Zone:
45' x 40' (13.7m x 12.2m)
Child Capacity: 40-45
Ages: 5 to 12
ADA:
Elevated: 8
Accessible: 8
Ground: 3
Types: 3
Fall Height: 6' (1.8m)
Play Palette: Patriotic

Fit for Life
#PS16036 \$51,696

ASTM Use Zone:
 40' x 76' (12.2m x 21.2m)
 Child Capacity: 75-80
 Ages: 5 to 12
 ADA:
 Elevated: 14
 Accessible: 12
 Ground: 6
 Types: 3
 Fall Height: 8' (2.4m)
 Play Palette: Shine

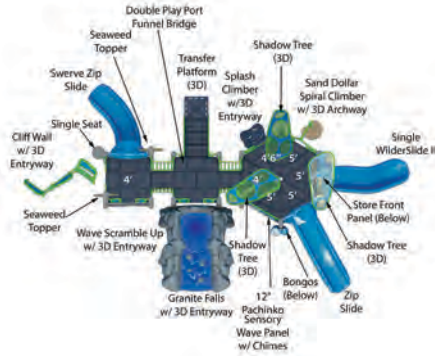


Includes swings!



Marine
#PS17024 \$56,784

ASTM Use Zone:
 47' x 32' (14.3m x 9.8m)
 Child Capacity: 45-50
 Ages: 5 to 12
 ADA:
 Elevated:
 Accessible:
 Ground:
 Types:
 Fall Height: 9' (2.7m)
 Play Palette: Atlantic

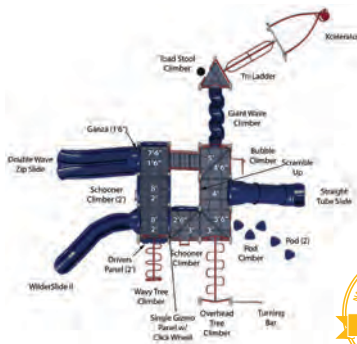


Includes New
 Sensory Wave
 Panel!



Fitness Fun
#PS16039 \$57,025

ASTM Use Zone:
 52' x 84' (15.9m x 25.6m)
 Child Capacity: 75-80
 Ages: 5 to 12
 ADA:
 Elevated: 14
 Accessible: 14
 Ground: 5
 Types: 3
 Fall Height: 8' (2.4m)
 Play Palette: Submarine



Includes swings!



Forest Getaway
#PS17023 \$61,736

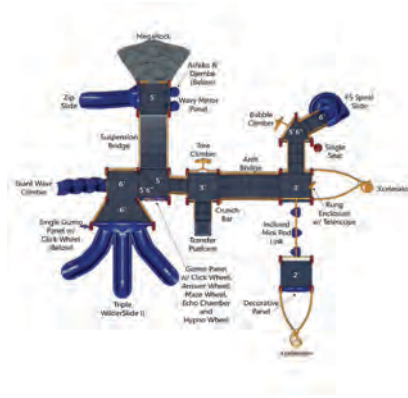
ASTM Use Zone:
 55' x 37' (16.8m x 11.3m)
 Child Capacity: 50-55
 Ages: 5 to 12
 ADA:
 Elevated: 10
 Accessible: 7
 Ground: 5
 Types: 4
 Fall Height: 7' (2.1m)
 Play Palette: Malibu



Includes New Sensory
 Wave Climber!

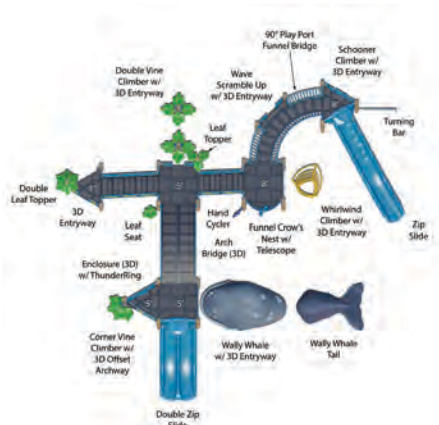


⚠ WARNING: Installation over a hard surface such as concrete, asphalt, or packed earth may result in serious injury from falls.



Twin Spin
#PS16042 **\$75,838**

ASTM Use Zone:
 51' x 53' (15.5m x 16.2m)
 Child Capacity: 75-80
 Ages: 5 to 12
 ADA:
 Elevated: 13
 Accessible: 13
 Ground: 5
 Types: 4
 Fall Height: 6' (1.8m)
 Play Palette: Jellybean

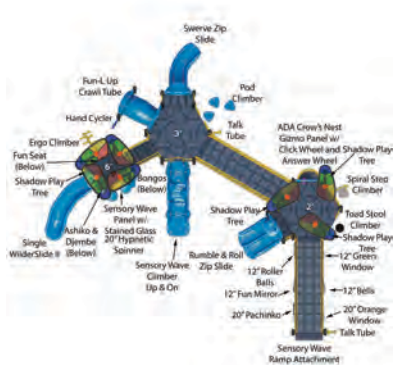


Palm Coast
#PS16046 **\$76,465**

ASTM Use Zone:
 48' x 45' (14.6m x 13.7m)
 Child Capacity: 65-70
 Ages: 5 to 12
 ADA:
 Elevated: 15
 Accessible: 15
 Ground: 6
 Types: 4
 Fall Height: 8' (2.4m)
 Play Palette: Custom



Includes New Sensory Wave Ramp and Sensory Wave Panel!

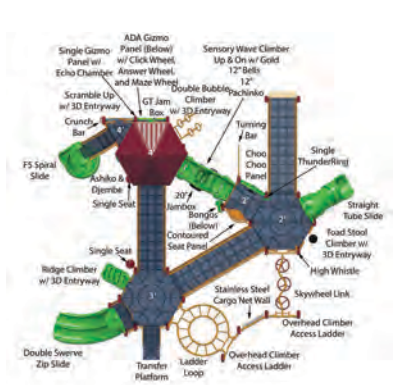


Rainbow Bridge
#PS17025 **\$77,436**

ASTM Use Zone:
 54' x 51' (16.5m x 15.5m)
 Child Capacity: 70-75
 Ages: 5 to 12
 ADA:
 Elevated: 10
 Accessible: 8
 Ground: 8
 Types: 4
 Fall Height: 7' (2.1m)
 Play Palette: Deep Space



Includes New Sensory Wave Climber!

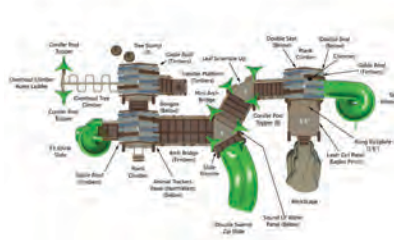


All for Fun
#PS17027 **\$84,896**

ASTM Use Zone:
 44' x 51' (13.4m x 15.5m)
 Child Capacity: 95-100
 Ages: 5 to 12
 ADA:
 Elevated: 16
 Accessible: 15
 Ground: 7
 Types: 6
 Fall Height: 7' (2.1m)
 Play Palette: Jovial

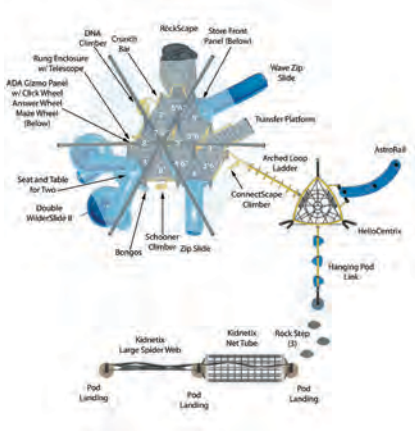
Hinterland
#PS17028 \$92,464

ASTM Use Zone:
 36' x 55' (16.5m x 11m)
 Child Capacity: 55-60
 Ages: 5 to 12
 ADA:
 Elevated: 10
 Accessible: 8
 Ground: 7
 Types: 5
 Fall Height: 8' (2.4m)
 Play Palette: Malibu



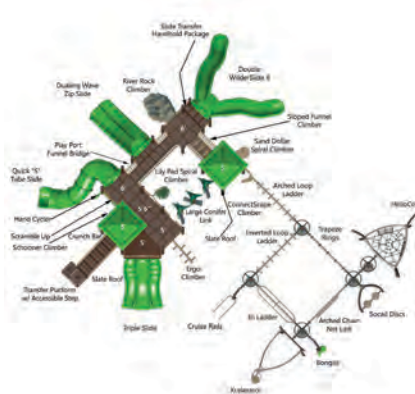
Climbers Quest
#PS16048 \$92,988

ASTM Use Zone:
 55' x 55' (16.8m x 16.8m)
 Child Capacity: 75-80
 Ages: 5 to 12
 ADA:
 Elevated: 9
 Accessible: 19
 Ground: 17
 Types: 6
 Fall Height: 9' (2.7m)
 Play Palette: Deep Space



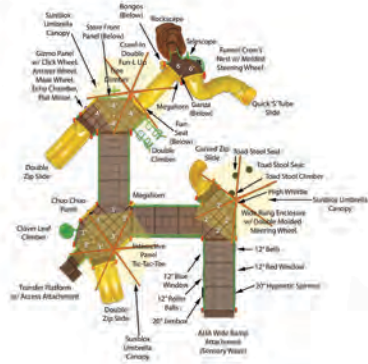
Sherwood
#PS16049 \$97,637

ASTM Use Zone:
 61' x 54' (18.6m x 16.5m)
 Child Capacity: 85-90
 Ages: 5 to 12
 ADA:
 Elevated: 14
 Accessible: 14
 Ground: 15
 Types: 5
 Fall Height: 7' (2.1m)
 Play Palette: Malibu



More for All
#PS17029 \$235,766

ASTM Use Zone:
 49' x 61' (14.9m x 18.6m)
 Child Capacity: 130-135
 Ages: 5 to 12
 ADA:
 Elevated: 18
 Accessible: 18
 Ground: 7
 Types: 6
 Fall Height: 8' (2.4m)
 Play Palette: Papaya



Includes New Sensory Wave Ramp!

⚠ WARNING: Installation over a hard surface such as concrete, asphalt, or packed earth may result in serious injury from falls.



EXPLORE

affordable ways to

PLAY

primetime®

- 3.5" diameter uprights and 36" decks for smaller footprint, lower cost without sacrificing quality
- Maximum play value and affordability for schools, preschools and faith centers
- Can be themed with Timbers recycled plastic lumber or Tuff Forms climbers
- Direct Bolt® connections make PrimeTime easy to install with volunteers as part of a community build

Great for Schools and Preschools

PrimeTime utilizes GameTime's industry-leading library of system components to create developmentally appropriate play opportunities for children of all ages.

Space-Saving Designs

Constructed of the highest quality materials, and maximum affordability with a smaller overall footprint.

Affordable Theming Options

Choose from a wide range of toppers, panels, roofs and more to create a themed play system that mimics a forest adventure or an undersea journey. PrimeTime makes it easy and affordable to bring your imagination to life!

Add **IONIX^{GT}** & **Xscape®**

Extend the play value of PrimeTime with IONiX or Xscape. The unique climbing activities add a new dimension of play for older children and help make fitness fun!



Integrated Square Canopy shades keep the play area cool and comfortable!



LANCER GLEN

#PT17001

\$55,271

ASTM Use Zone: 59' x 21' (18m x 6.4m)

Child Capacity: 50-55

Recommended Ages: 5 to 12 years

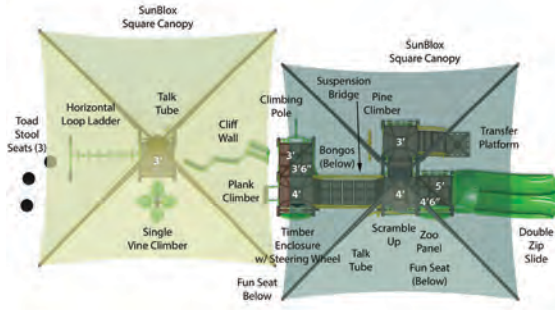
ADA: Elevated: 10 Accessible: 8

Ground: 6 Types: 4

Fall Height: 5' (1.5m)

Play Palette: Custom

Key Features: Integrated square shade, Timbers® panels, Cliff Wall Climber, Double Zip Slide, Talk Tubes, Overhead Loop Ladder, Pine Climber, Scramble Up Climber





TIMBER CREEK

#PT16024

\$25,585

ASTM Use Zone: 33' x 33' (10m x 10m)

Child Capacity: 30-35

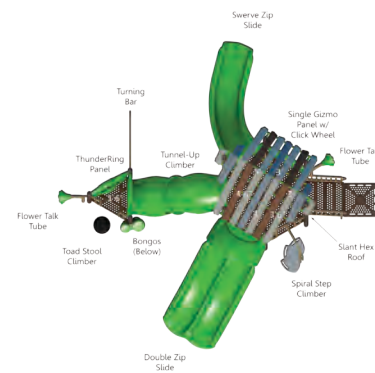
Recommended Ages: 2 to 5 years

ADA: Elevated: 6 Accessible: 6
Ground: 4 Types: 4

Fall Height: 5' (1.5m)

Play Palette: Custom

Key Features: Swerve Zip Slide, PrimeTime Timbers, Flower Talk Tube, Spiral Step Climber, Double Zip Slide, Bongos, Turning Bar, Tunnel-Up Climber, Interactive Panels





KEATON FOREST

#PT16025

\$42,207

ASTM Use Zone: 39' x 47' (11.9m x 14.3m)

Child Capacity: 40-45

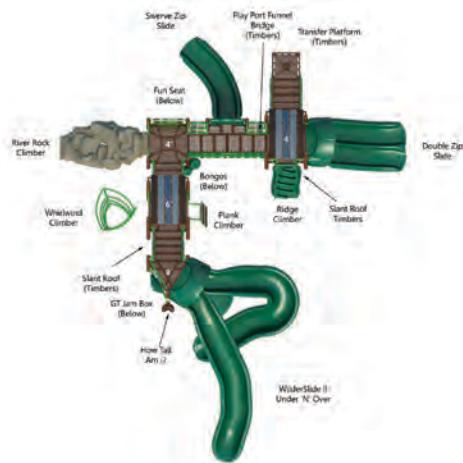
Ages: 5 to 12 years

ADA: Elevated: 8 Accessible: 8
Ground: 4 Types: 3

Fall Height: 8' (2.4m)

Play Palette: Custom

Key Features: PrimeTime Timbers Panels, Play Port Funnel Bridge, Slant Roof, Ridge Climbers, Bongos, Plank Climber, WilderSlide II Under 'N' Over, How Tall Am I?, GTJam Box, Whirlwind Climber, River Rock Climber, Swerve Zip Slide



⚠ **WARNING:** Installation over a hard surface such as concrete, asphalt, or packed earth may result in serious injury from falls.



SAN GABRIEL

#PT17002

\$28,051

ASTM Use Zone: 50' x 20' (15.2m x 6.1m)

Child Capacity: 45-50

Recommended Ages: 2 to 5 or 5 to 12 years

ADA: Elevated: 10 Accessible: 10

Ground: 4 Types: 4

Fall Height: 5' (1.5m)

Play Palette: Custom

Key Features: Shingle Roofs, Crawl Tube, Interactive Panels, Schooner Climber, Ridge Climber, Curved Zip Slide, Double Zip Slide





FIELDSTONE

#PT16006

\$25,830

ASTM Use Zone: 34' x 38' (10.4m x 11.6m)

Child Capacity: 40-45


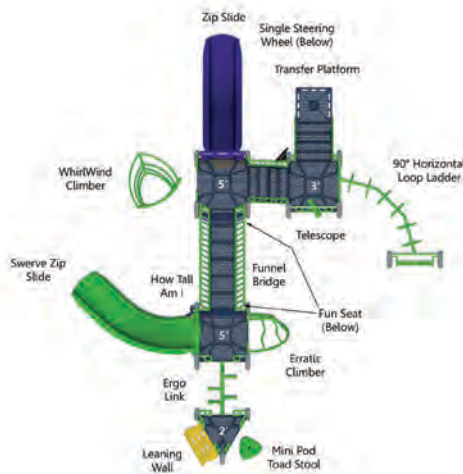
Recommended Ages: 5 to 12 years

ADA: Elevated: 8 Accessible: 6
Ground: 6 Types: 4

Fall Height: 5' (1.5m)

Play Palette: Custom

Key Features: Zip Slide, Telescope, Funnel Bridge, Erratic Climber, Leaning Wall, Ergo Link, Swerve Zip Slide, How Tall Am I?, WhirlWind Climber



⚠ WARNING: Installation over a hard surface such as concrete, asphalt, or packed earth may result in serious injury from falls.



Playful, nature-themed Tuff Forms climbers are lightweight, easy to install, and ultra durable.

WOODLANDS

#PT17004

\$53,399

ASTM Use Zone: 40' x 35' (12.2m x 10.7m)

Child Capacity: 45-50

Recommended Ages: 2 to 5 years

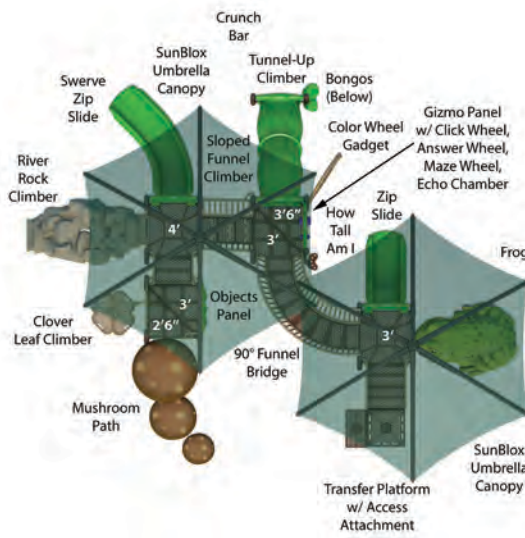
ADA: Elevated: 8 Accessible: 8

Ground: 5 Types: 4

Fall Height: 4' (1.2m)

Play Palette: Custom

Key Features: Integrated Shade, Tuff Forms Mushroom and Frog Climbers, River Rock Climber, Color Wheel Gadget, Tunnel Up Climber, Swerve Zip Slide





SIBERIAN

#PT17015

\$58,424*

ASTM Use Zone: 44' x 35' (13.4m x 10.7m)

Child Capacity: 40-45

Recommended Ages: 2 to 5 years

ADA: Elevated: 8 Accessible: 8

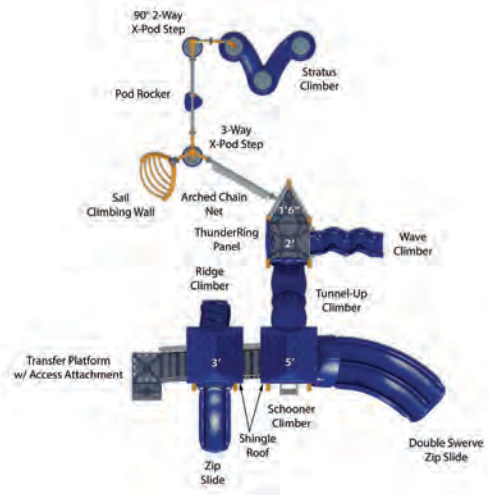
Ground: 3 Types: 3

Fall Height: 5' (1.5m)

Play Palette: Custom

Key Features: Dual Zip Slide, Schooner Climber, Xscape 2-5 Stratus Climber and Overhead Climbers, Giant Wave Climber

*Price is for system shown in top view only, and does not include freestanding items shown in photo.





PHASER

#PT16042

\$46,634*

ASTM Use Zone: 28' x 56' (8.5m x 17m)

Child Capacity: 60-65

Recommended Ages: 5 to 12 years

ADA: Elevated: 12 Accessible: 6

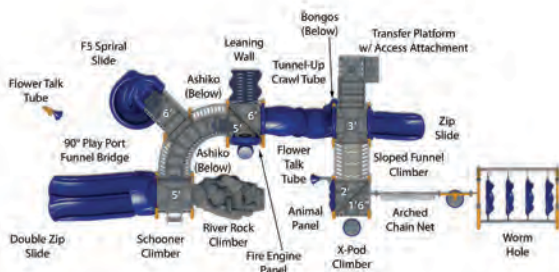
Ground: 4 Types: 4

Fall Height: 8' (2.4m)

Play Palette: Custom

Key Features: Dual Zip Slide, F5 Spiral Slide, River Rock Climber, Tunnel Up Crawl Tube, Xscape 2-5 Wormhole, Bongos and integrated under-deck seats

*Price is for system shown in top view only, and does not include freestanding items shown in photo.





Combine PrimeTime with Xscape components to create a fitness-focused play system.

MOUNTAIN PASS

#PT16009

\$50,663

ASTM Use Zone: 41' x 52' (12.5m x 15.8m)

Child Capacity: 70-75

Recommended Ages: 5 to 12 years

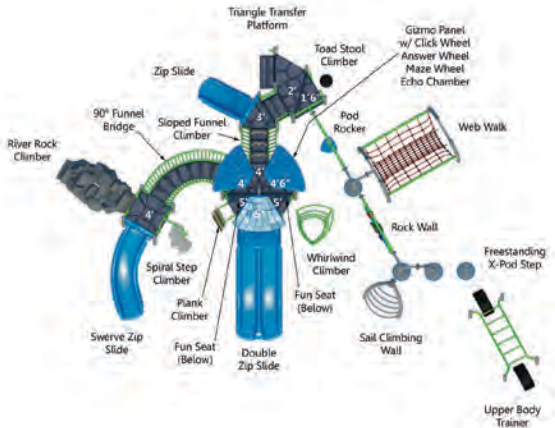
ADA: Elevated: 11 Accessible: 11

Ground: 9 Types: 4

Fall Height: 6' (1.8m)

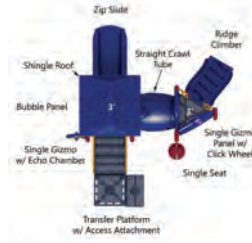
Play Palette: Custom

Key Features: PrimeTime-XScape Hybrid, River Rock Climber, Zip Slides, Web Walk, Rock Wall, Sail Climbing Wall, Whirlwind Climber, Double Zip Slide, Plank Climber



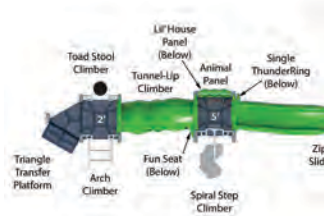
Standard Configuration Shown





Nugget
#PT17024 **\$11,145**

ASTM Use Zone:
 25' x 24' (7.6m x 7.3m)
 Child Capacity: 15-20
 Ages: 2 to 5
 ADA:
 Elevated: 5
 Accessible: 5
 Ground: 2
 Types: 2
 Fall Height: 4' (1.2m)
 Play Palette: Jellybean



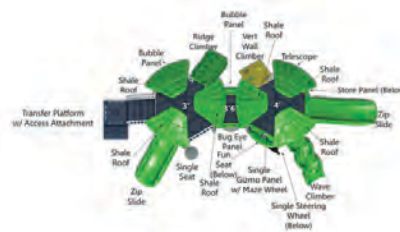
Quick Change
#PT16010 **\$12,642**

ASTM Use Zone:
 20' x 45' (6.1m x 13.7m)
 Child Capacity: 20-25
 Ages: 2 to 5
 ADA:
 Elevated: 5
 Accessible: 5
 Ground: 2
 Types: 2
 Fall Height: 5' (1.5m)
 Play Palette: Emerald



Climber's Corner
#PT16011 **\$18,290**

ASTM Use Zone:
 32' x 30' (9.8m x 9.1m)
 Child Capacity: 40-45
 Ages: 2 to 5
 ADA:
 Elevated: 4
 Accessible: 4
 Ground: 6
 Types: 3
 Fall Height: 5' (1.5m)
 Play Palette: Shine



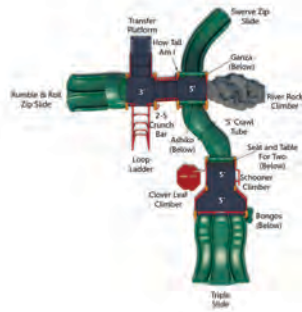
Olympic
#PT17023 **\$27,418**

ASTM Use Zone:
 25' x 37' (7.6m x 11.3m)
 Child Capacity: 40-45
 Ages: 2 to 5
 ADA:
 Elevated: 10
 Accessible: 10
 Ground: 4
 Types: 3
 Fall Height: 5' (1.5m)
 Play Palette: Emerald

Rise

#PT17028 \$27,492

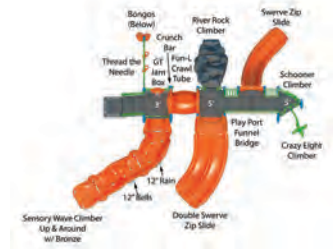
ASTM Use Zone:
 42' x 33' (12.8m x 10.1m)
 Child Capacity: 35-40
 Ages: 2 to 5
 ADA:
 Elevated: 8
 Accessible: 8
 Ground: 3
 Types: 3
 Fall Height: 5' (1.5m)
 Play Palette: Custom



Grey's Ridge

#PT17009 \$27,964

ASTM Use Zone:
 39' x 33' (11.9m x 10.1m)
 Child Capacity: 35-40
 Ages: 2 to 5
 ADA:
 Elevated: 8
 Accessible: 8
 Ground: 8
 Types: 3
 Fall Height: 5' (1.5m)
 Play Palette: Shine



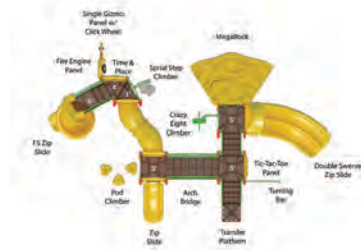
Includes New Sensory Wave Climber!



Climber's Canyon

#PT17025 \$34,866

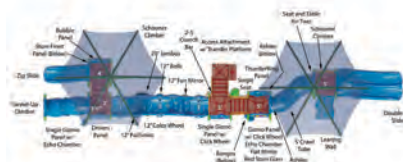
ASTM Use Zone:
 33' x 45' (10.1m x 13.6m)
 Child Capacity: 50-55
 Ages: 2 to 5
 ADA:
 Elevated: 11
 Accessible: 9
 Ground: 4
 Types: 3
 Fall Height: 6' (1.8m)
 Play Palette: Papaya



Shady Way

#PT17019 \$53,656

ASTM Use Zone:
 62' x 21' (18.9m x 6.4m)
 Child Capacity: 60-65
 Ages: 2 to 5
 ADA:
 Elevated: 13
 Accessible: 13
 Ground: 4
 Types: 4
 Fall Height: 5' (1.5m)
 Play Palette: Carnival

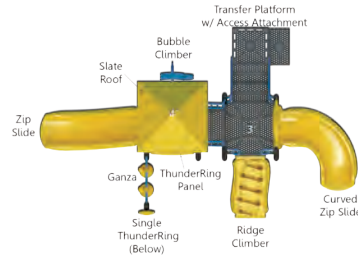


Includes New Sensory Wave Climber!

⚠ WARNING: Installation over a hard surface such as concrete, asphalt, or packed earth may result in serious injury from falls.

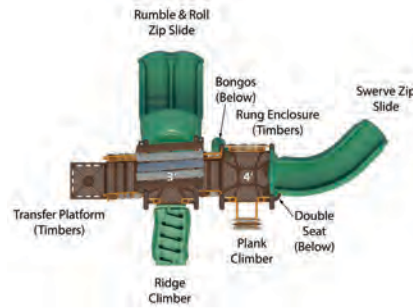
AGES 2 TO 5

PRIMETIME



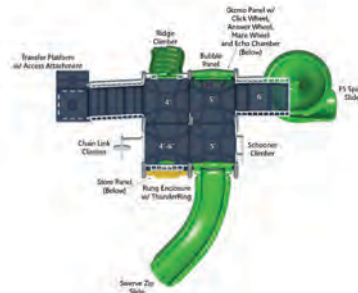
Exploration
#PT17007 \$14,369

ASTM Use Zone:
 23' x 31' (7.6m x 9.4m)
 Child Capacity: 20-25
 Ages: 2 to 5 or 5 to 12
 ADA:
 Elevated: 5
 Accessible: 5
 Ground: 2
 Types: 2
 Fall Height: 4' (1.2m)
 Play Palette: Custom



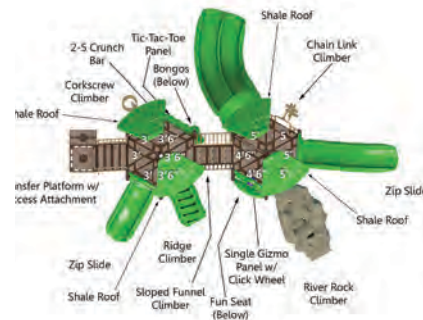
Adirondack Trail
#PT17008 \$16,005

ASTM Use Zone:
 25' x 31' (7.6m x 9.4m)
 Child Capacity: 20-25
 Ages: 2 to 5 or 5 to 12
 ADA:
 Elevated: 4
 Accessible: 4
 Ground: 1
 Types: 1
 Fall Height: 4' (1.2m)
 Play Palette: Rainforest



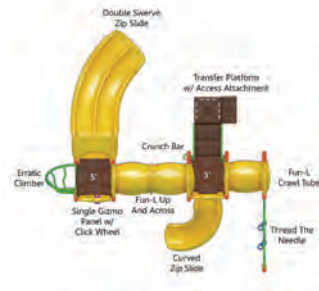
Mayflower
#PT17026 \$20,687

ASTM Use Zone:
 28' x 31' (8.5m x 9.5m)
 Child Capacity: 30-35
 Ages: 2 to 5 or 5 to 12
 ADA:
 Elevated: 7
 Accessible: 7
 Ground: 2
 Types: 2
 Fall Height: 6' (1.8m)
 Play Palette: Emerald




Jungle Top
#PT17011 \$26,886

ASTM Use Zone:
 33' x 38' (10.1m x 11.6m)
 Child Capacity: 45-50
 Ages: 2 to 5 or 5 to 12
 ADA:
 Elevated: 10
 Accessible: 10
 Ground: 3
 Types: 3
 Fall Height: 5' (1.5m)
 Play Palette: Malibu



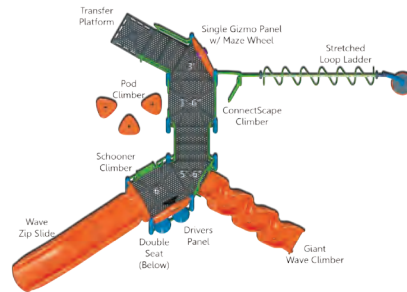
Wavelength
#PT16004 **\$16,171**

ASTM Use Zone:
 30' x 31' (9.1m x 9.4m)
 Child Capacity: 20-25
 Ages: 5 to 12
 ADA:
 Elevated: 6
 Accessible: 6
 Ground: 2
 Types: 2
 Fall Height: 6' (1.8m)
 Play Palette: Papaya



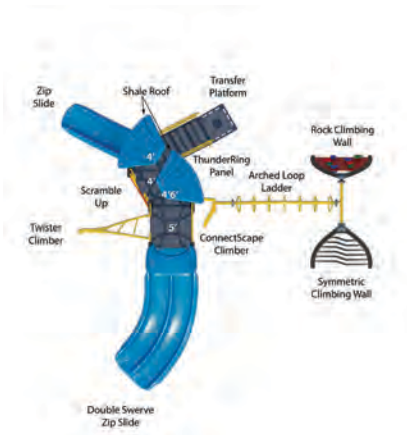
Triple Play
#PT16029 **\$17,808**

ASTM Use Zone:
 27' x 31' (8.2m x 9.4m)
 Child Capacity: 25-30
 Ages: 5 to 12
 ADA:
 Elevated: 7
 Accessible: 7
 Ground: 2
 Types: 2
 Fall Height: 6' (1.8m)
 Play Palette: Patriotic



Wave Loop
#PT17033 **\$19,962**

ASTM Use Zone:
 30' x 38' (9.1m x 11.6m)
 Child Capacity: 25-30
 Ages: 5 to 12
 ADA:
 Elevated: 7
 Accessible: 7
 Ground: 2
 Types: 2
 Fall Height: 8' (2.4m)
 Play Palette: Shine

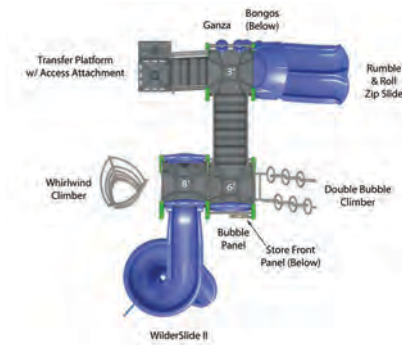


Scrambler
#PT16030 **\$19,602**

ASTM Use Zone:
 33' x 35' (10.1m x 10.7m)
 Child Capacity: 25-30
 Ages: 5 to 12
 ADA:
 Elevated: 6
 Accessible: 6
 Ground: 3
 Types: 2
 Fall Height: 8' (2.4m)
 Play Palette: Deep Space

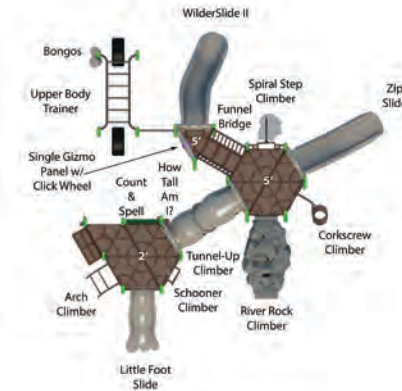
Windward
#PT16031 **\$23,242**

ASTM Use Zone:
 29' x 33' (8.8m x 10.1m)
 Child Capacity: 35-40
 Ages: 5 to 12
 ADA:
 Elevated: 6
 Accessible: 4
 Ground: 3
 Types: 3
 Fall Height: 8' (2.4m)
 Play Palette: Wisteria



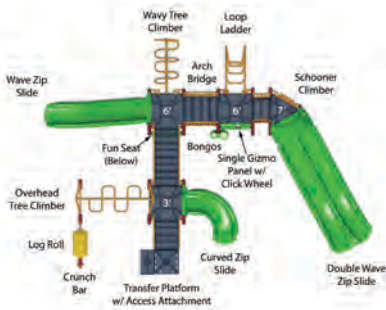
Forest Pond
#PT17013 **\$27,098**

ASTM Use Zone:
 39' x 36' (11.9m x 11m)
 Child Capacity: 40-45
 Ages: 5 to 12
 ADA:
 Elevated: 12
 Accessible: 12
 Ground: 4
 Types: 3
 Fall Height: 5' (1.5m)
 Play Palette: Bayou



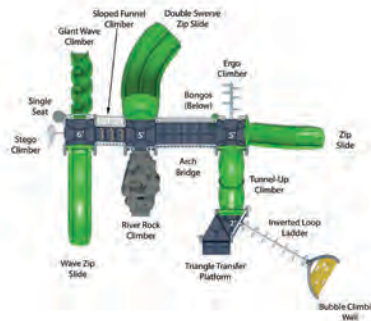
Charge
#PT16034 **\$27,147**

ASTM Use Zone:
 41' x 33' (12.5m x 10.1m)
 Child Capacity: 40-45
 Ages: 5 to 12
 ADA:
 Elevated: 9
 Accessible: 9
 Ground: 3
 Types: 3
 Fall Height: 7' (2.1m)
 Play Palette: Jovial



Eagle's Crest
#PT16035 **\$29,065**

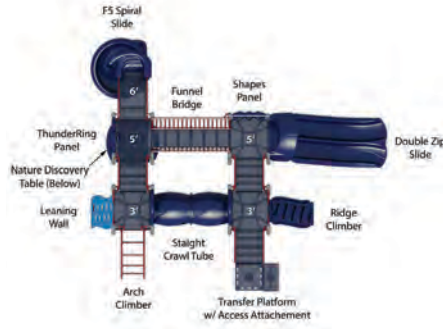
ASTM Use Zone:
 40' x 41' (12.2m x 12.5m)
 Child Capacity: 45-50
 Ages: 5 to 12
 ADA:
 Elevated: 11
 Accessible: 11
 Ground: 4
 Types: 4
 Fall Height: 6' (1.8m)
 Play Palette: Emerald



⚠ WARNING: Installation over a hard surface such as concrete, asphalt, or packed earth may result in serious injury from falls.

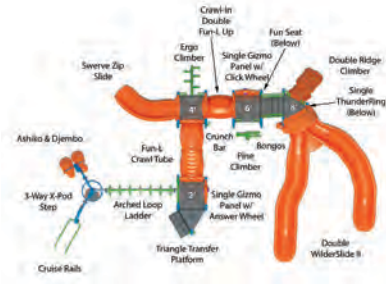
AGES 5 to 12

PRIMETIME



Fun Zone
#PT16036 **\$30,975**

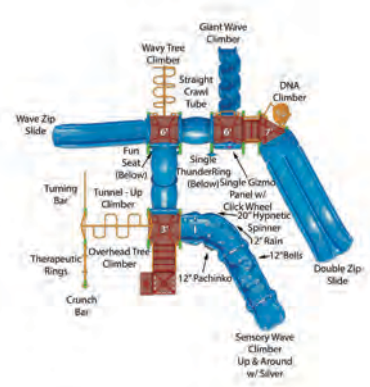
ASTM Use Zone:
 35' x 32' (10.7m x 9.8m)
 Child Capacity: 45-50
 Ages: 5 to 12
 ADA:
 Elevated: 4
 Accessible: 8
 Ground: 3
 Types: 3
 Fall Height: 6' (1.8m)
 Play Palette: Submarine



Ridgeside
#PT16001 **\$31,149**

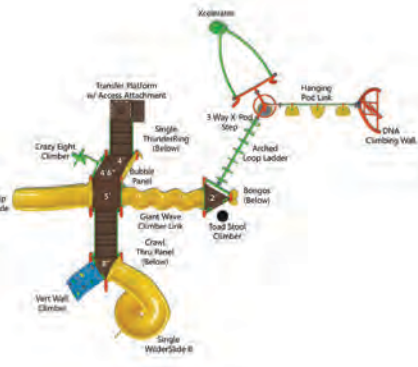
ASTM Use Zone:
 47' x 35' (14.3m x 10.7m)
 Child Capacity: 40-45
 Ages: 5 to 12
 ADA:
 Elevated: 9
 Accessible: 9
 Ground: 6
 Types: 4
 Fall Height: 8' (2.4m)
 Play Palette: Shine

Includes New Sensory Wave Climber!



Wildwood
#PT17012 **\$34,096**

ASTM Use Zone:
 39' x 41' (11.9m x 12.5m)
 Child Capacity: 50-55
 Ages: 5 to 12
 ADA:
 Elevated: 10
 Accessible: 10
 Ground: 4
 Types: 3
 Fall Height: 7' (2.1m)
 Play Palette: Carnival



Festival
#PT17032 **\$34,687**

ASTM Use Zone:
 42' x 49' (12.8m x 14.9m)
 Child Capacity: 35-40
 Ages: 5 to 12
 ADA:
 Elevated: 7
 Accessible: 7
 Ground: 6
 Types: 4
 Fall Height: 8' (2.4m)
 Play Palette: Papaya





DESIGN

an artistic place to

PLAY

IONIX^{GT}

- Playful public art that enhances the visual appeal of your park
- Increases the play value of PowerScape and PrimeTime play systems
- Advanced climbing challenges that appeal to older children
- Overlapping play areas encourage children to be more active, for longer periods of time

Modern, Artistic Design

The styling of IONIX inspires young imaginations and sparks creative play. IONIX creates a stunning visual experience in your park or playground and looks like a modern art installation.

Unique Play Activities

The advanced skill climbers and challenges provide physical, social and cognitive benefits along the developmental continuum and are perfect for older children who seek a more adventurous play experience.

Shadow Play® Panels

The Shadow Play panels capture sunlight and disperse it below, transforming the ground into a vibrant, colorful work of art. As the sun changes position throughout the day, so do the shadows along the ground.

Expand Creativity with PowerScape and PrimeTime

Combine IONIX play systems with PowerScape or PrimeTime to extend the play value of your play area, appeal to older children and create visual interest that draws people to your park or playground.





Challenging climbing events keep older children active.

VENTURE

#IX17004

\$53,417

ASTM Use Zone: 51' x 46' (15.5m x 14m)

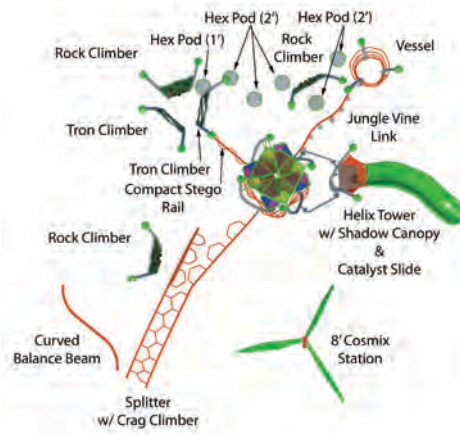
Child Capacity: 40-45

Recommended Ages: 5 to 12 years

Fall Height: 8' (2.4m)

Play Palette: Custom

Key Features: Helix Shadow Play® Tower, Rock Climbing Walls, Splitter Climber, Cosmix Station, Balance Beam





POLARIS

#IX16024

\$53,348

ASTM Use Zone: 53' x 31' (16.1m x 9.4m)

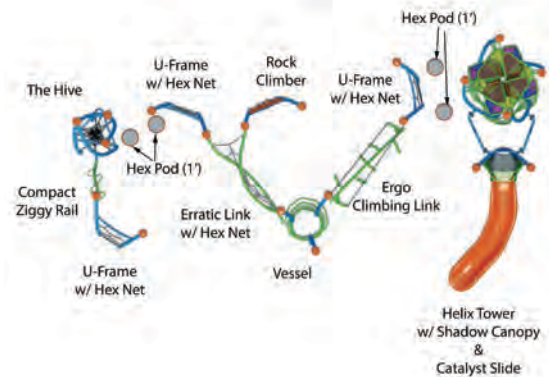
Child Capacity: 30-35

Recommended Ages: 5 to 12 years

Fall Height: 8' (2.4m)

Play Palette: Custom

Key Features: The Hive, Compact Ziggy Rail, U-Frame with Hex Net, Hex Pod, Rock Climber, Erratic Link with Hex Net, Ergo Climbing Link, Helix Tower with Shadow Canopy & Catalyst Slide





ORION

#IX17002

\$65,544

ASTM Use Zone: 58' x 53' (17.7m x 16.2m)

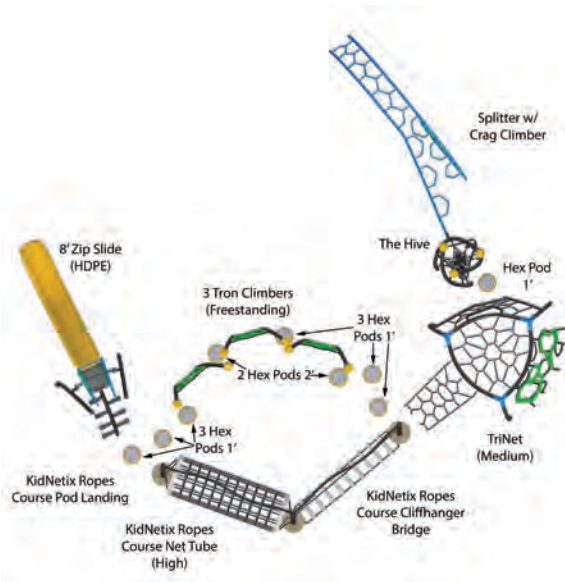
Child Capacity: 35-40

Recommended Ages: 5 to 12 years

Fall Height: 8' (2.4m)

Play Palette: Custom

Key Features: TriNet (Medium), Cliffhanger Bridge, Net Tube, Xscape Zip Slide, Tron Climbers



⚠ WARNING: Installation over a hard surface such as concrete, asphalt, or packed earth may result in serious injury from falls.



Steel, plastic and net elements create visually stunning play designs.

INTERSTELLAR

#IX17001

\$76,951

ASTM Use Zone: 59' x 51' (18m x 115.5m)

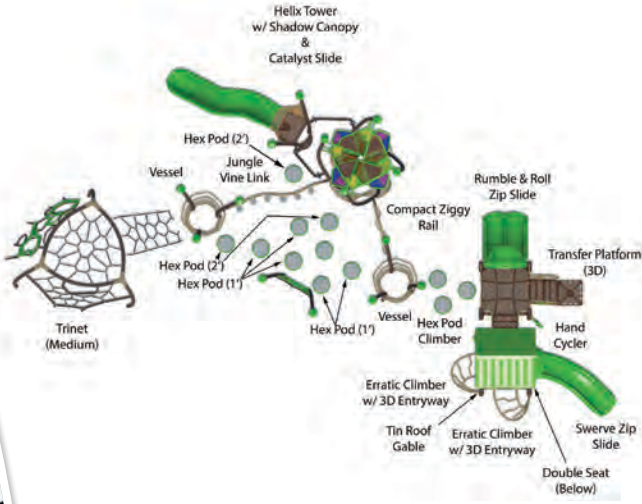
Child Capacity: 55-60


Recommended Ages: 5 to 12 years

Fall Height: 6' (1.8m)

Play Palette: Custom

Key Features: IONiX—Powerscape Hybrid System with Helix Tower, Catalyst Slide, TriNet (Medium), Hex Pods, Jungle Vine





EUROPA

#IX17003

\$66,527

ASTM Use Zone: 52' x 48' (15.9m x 14.6m)

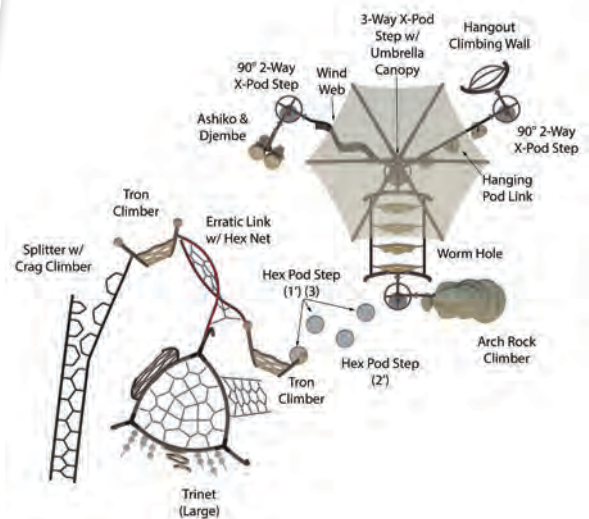
Child Capacity: 35-40

Recommended Ages: 5 to 12 years

Fall Height: 8' (2.4m)

Play Palette: Custom

Key Features: TriNet (Large), Erratic Link, Arch Rock Climber, Xscape Wormhole, WindWeb, Umbrella Canopy Shade, Climbing Walls



⚠ **WARNING:** Installation over a hard surface such as concrete, asphalt, or packed earth may result in serious injury from falls.



SKYWARD

#IX16003

\$79,856*

ASTM Use Zone: 53' x 58' (16.1m x 17.7m)

Child Capacity: 45-50

Ages: 5 to 12 years

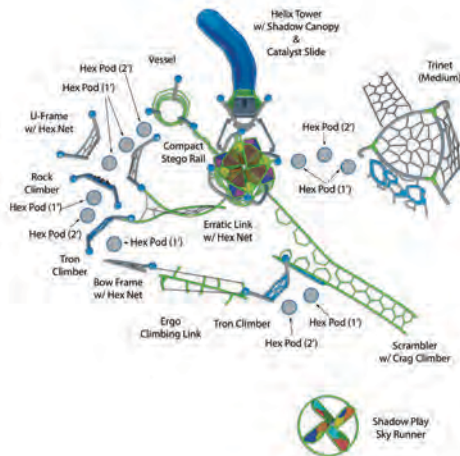
Fall Height: 8' (2.4m)

Play Palette: Custom

Key Features: Shadow Play Sky Runner, Hex Pod, Tron Climber, Ergo Climbing Link, Bow Frame with Hex Net, Helix Tower with Shadow Canopy & Catalyst Slide, TriNet (Medium)

Pictured with spiral slide. Only available with curved slide as shown below

*Price includes Shadow Play Sky Runner®



⚠ WARNING: Installation over a hard surface such as concrete, asphalt, or packed earth may result in serious injury from falls.



ANTERO

#IX16004

\$40,710

ASTM Use Zone: 49' x 37' (14m x 11.3m)

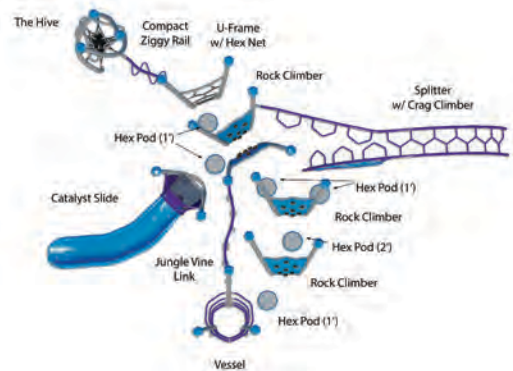
Child Capacity: 35-40

Recommended Ages: 5 to 12 years

Fall Height: 8' (2.4m)

Play Palette: Custom

Key Features: Splitter with Crag Climber, Rock Climber, U-Frame with Hex Net, Compact Ziggy Rail, The Hive, Hex Pod, Catalyst Slide, Jungle Vine Link, Vessel





AURORA

#IX16005

\$50,564

ASTM Use Zone: 47' x 35' (14.3m x 10.7m)

Child Capacity: 35-40

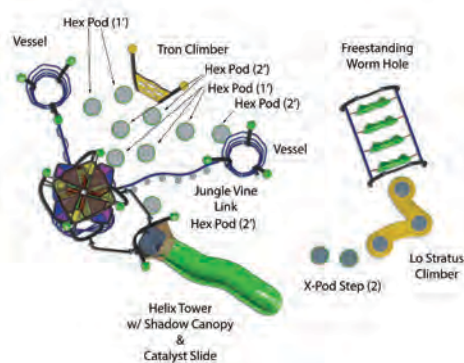
Recommended Ages: 5 to 12 years

Fall Height: 8' (2.4m)

Play Palette: Custom

Key Features: Vessel, Jungle Vine link, Tron Climber, Compact Ziggy Rail, Hex Pod, Helix Tower with Shadow Canopy & Catalyst Slide (Spiral), Lo Stratus Climber, Freestanding Worm Hole

Pictured with spiral slide. Only available with curved slide as shown below



⚠ WARNING: Installation over a hard surface such as concrete, asphalt, or packed earth may result in serious injury from falls.



"Inspired by nature,
designed by PlayWorx."

IMAGINE

a signature place to

PLAY

PLAYWORX

CUSTOM PLAY BY GAMETIME

PlayWorx® is the custom play division of GameTime that creates inspired play spaces that inspire imaginations. We apply our proven six-step process to every design, create award-winning playgrounds that reflect a community's unique heritage and culture and work with key stakeholders in your community to ensure your project comes to life as you imagined.

The PlayWorx Difference



Nearly a century of play research



Proven 6-step process and certified installers



Artistic design integrated with developmentally appropriate play



Artists who craft authentic and realistic environments



Unsurpassed experience with large custom projects



Ready-to-order options for affordable theming



PlayWorx combined standard GameTime play products, fitness equipment and custom sculptures to create a one-of-a-kind therapeutic recreation space.



GLENROSE

Edmonton, Alberta

At Glenrose Rehabilitation Hospital, play isn't just something patients look forward to after recovery—it's part of the healing process. This therapeutic play and fitness space is designed for patients of all ages and abilities: from adults who use the Gfit exercise equipment as part of their physical therapy, to the pediatric patients who experience the healing power of play during their convalescence. For the patients at Glenrose, PlayWorx is just what the doctor ordered.





PlayWorx details like honeybee hand/ footholds are an artistic and playful specialty.

LENDRUM PARK

Edmonton, Alberta

Alberta is Canada's largest producer of honey, and the city of Edmonton has more beekeepers than any other Canadian city. That's why the community wanted the new playground at Lendrum Park to be abuzz with children. Here you'll see children exploring a custom Honey Bee Tree, tunneling through a Bee Hive or running along the custom poured rubber surfacing that looks like honey spilling along the ground. If you're looking for ways to make your community's history and culture stick, PlayWorx can help you create a sweet place to play!





Harmon Park tree stands 22-feet tall and features an internal climber plus two amazing tube slides!

HARMON PARK

Tuscaloosa, Alabama

After a devastating tornado ripped through Harmon Park in Tuscaloosa, Alabama, the community decided to rebuild bigger and better. The playground centerpiece is a GFRC treehouse that towers 22-feet above the ground (the tallest in the Southeast U.S.) and features indigenous critters and animals sculpted into the tree for children to discover inside and out. Throughout the play area are inclusive and exciting play features like our SkyRun Zip Track and double Arch Swing.

The new Harmon Park playground is a testament to the resiliency of a community and their commitment to enriching childhood through play.





Alabama's Wilson Dam provides the perfect backdrop and inspiration for this river-themed play area.



THE ROCKPILE

Muscle Shoals, Alabama

In 1918, Wilson Dam was constructed along the Tennessee River in northwest Alabama. It is the only neoclassical-style dam in the TVA system, and it created the Wilson Reservoir, known as the Smallmouth Bass Capital of the World. It's also the inspiration for this beautiful playground at the Rockpile Recreation Area. Our designers replicated the cascading waters that flow across the spillways, the fish that are caught in the river and the centuries-old trees that line the river banks. If your community has a story to tell, PlayWorx can bring it to life and make it part of an unforgettable play space.



Children can climb a replica of Mount Rainier and the towering trees that surround the mountain.




LAKE SAMMAMISH

Issaquah, Washington

With 500 acres of natural beauty, near the foot of Mount Rainier, Lake Sammamish State Park is a favorite destination for families throughout the Seattle area. PlayWorx created a playground for the park that reflects the deciduous forest and wetland vegetation of the area, the nearby Great Blue Heron rookery and the salmon that live in Issaquah Creek. No matter the landscape, geography or culture of your community, PlayWorx can transform your inspiration into an inspired playscape.



A large, realistic sculpture of a dog, possibly a Weimaraner, is shown in profile, sitting on a rocky base and howling upwards. The sculpture is highly detailed, showing the texture of the fur and the dog's facial features. In the background, there is a playground with a yellow canopy, green and blue striped cacti, and a stone wall. The ground is covered in wood chips, and there are trees and a hill in the distance under a clear blue sky.

Our PlayWorx artists are unsurpassed at creating realistic and awe-inspiring playscapes.

ESTRELLA PARK

Goodyear, Arizona

Estrella Mountain Regional Park covers nearly 20,000 acres and is one of the most beautiful, untouched resources in the American southwest. To capture the essence of the Arizona desert, PlayWorx designed climbers, slides and swings that resemble the natural landscape and the creatures that live there. You'll find coyotes, spiders and hummingbirds larger than life and exquisitely detailed. We included massive ramada shelters to keep the play areas cool and to encourage children to stay active for longer periods of time.





GREENWOOD

Indianapolis, Indiana

Many children dream of becoming a firefighter, so Greenwood Fire Chief James Sipes wanted to give children that experience on the playground. PlayWorx designed a replica of Engine 91, as well as a two-story fire station with climbers and slides. Community and school tours of the fire station end with a visit to the playground where children can play the role of firefighter and put into practice what they learned.

PlayWorx can help you inspire the next generation of firefighters or instill a love of learning through play.





WOLF PARK

Houston, Texas

To honor the memory of their infant son, Paige and John Wolf created the Jack Wolf, IV Foundation. Working with PlayWorx, Memorial Hermann The Woodlands Hospital, and members of the community, the foundation created Wolf Park at the hospital where Jack was born and cared for. The forest-themed playscape features a custom GFRC tree house, as well as logs and stumps for children to climb and explore. Wolf Park is a touching tribute to a child and his family, and will be a welcome respite for children and families for decades to come.





FAMILY PLACE

Logan, Utah

The Family Place is where hope is restored to young lives and family members are restored to one another. In many cases, the children here arrive from bleak circumstances, have difficulty trusting others and have suffered some degree of play deprivation. Designed by PlayWorx and installed by a team of volunteers, this pirate-themed playground is where children can begin to see the world again as a safe place, a fun place and a family place.





A

Our GFRC Play Sculptures make it fast and easy to create a themed playground. Add your choice of steps, slides and climbers to create a compact play area, or connect to a PowerScope play system using the PlayWorx Connector Deck (F).



B

A. Tree House

#031TSA

Constructed of GFRC and recycled plastic. Deck heights: 5', 6'6", 8' (1.5m, 2m, 2.4m)

B. Lighthouse

#033TSA

Connects to PowerScope play systems with PlayWorx Connector Deck. Deck heights: 5', 6'6", 8' (1.5m, 2m, 2.4m)



C

C. Enchanted Tower

#029TSA

Deck heights: 5', 6'6", 8' (1.5m, 2m, 2.4m)

D. Medieval Castle

#032TSA

Add slides, climbers and more to create a fairy tale adventure. Deck heights: 5', 6'6", 8' (1.5m, 2m, 2.4m)



D

E. Pirate Ship

#030TSA

Deck heights: 3', 4', 6'6" (91cm, 1.4m, 1.8m)

F. PlayWorx Connector Deck

#90599

Use to connect a PlayWorx Ready to Order GFRC sculpture to a PowerScope play system. Uprights not included with deck.




E

G. Mother Tree

#504TSA

Features climbers, cozy nooks and other playful elements sized for preschool play. Deck heights: 4' (1.2m)



F

G

2-5
PICK



A delightful and nurturing play area designed for children ages 2-5.

A. Train

#552TSA

All aboard the Imagination Express! GFRC construction. Deck height: 4' (1.2m)



B. Fire Truck

#553TSA

A childhood favorite now ready to order for your themed playground. Deck height: 4' (1.2m)

C. Crocodile

#580TSA

A snappy addition to your playscape.

D. Sea Turtle

#578TSA

Take your adventure under the sea - perfect for an ocean-themed playground.



E. Frog

#579TSA

Perfect for pond, woodland and other nature-themed playgrounds.

F. Sports

#581TSA Soccer

#582TSA Baseball



Tuff Forms

BY PLAYTIME

G. Inchworm

#7112

Constructed of glass fiber reinforced polymer (GFRP) and hand painted in vibrant colors.



Choose durable, lightweight GFRP options like these TuffForms play sculptures for fast, easy theming. Find more at gametime.com/tuff

H. Hammerhead Hank

#7134

A great freestanding climber or attachment to your ocean-themed play system. GFRP construction

I. Rabbit

#7116

GFRP freestanding climber for nature-themed play areas.



J. Monarch

#7110

A beautifully detailed GFRP climber for nature-themed projects.





CHALLENGE

your community to

PLAY

CHALLENGE COURSE

OUTDOOR FITNESS BY GAMETIME™

- Fun, social fitness experience for friends and families
- Obstacle-course style activities
- Appeals to older children and young adults
- Helps fight childhood and adult obesity
- Available in Youth and Pro configurations
- Optional timing systems available
- Designed to work with Challenge Course app



Google Play and the Google Play logo are trademarks of Google Inc.
App Store and the App Store logo are trademarks of Apple Inc.

Meet

Challenge Course is a social fitness experience that people of all ages can enjoy. It's an innovative option for fitness enthusiasts, as well as families who want to be more active together.

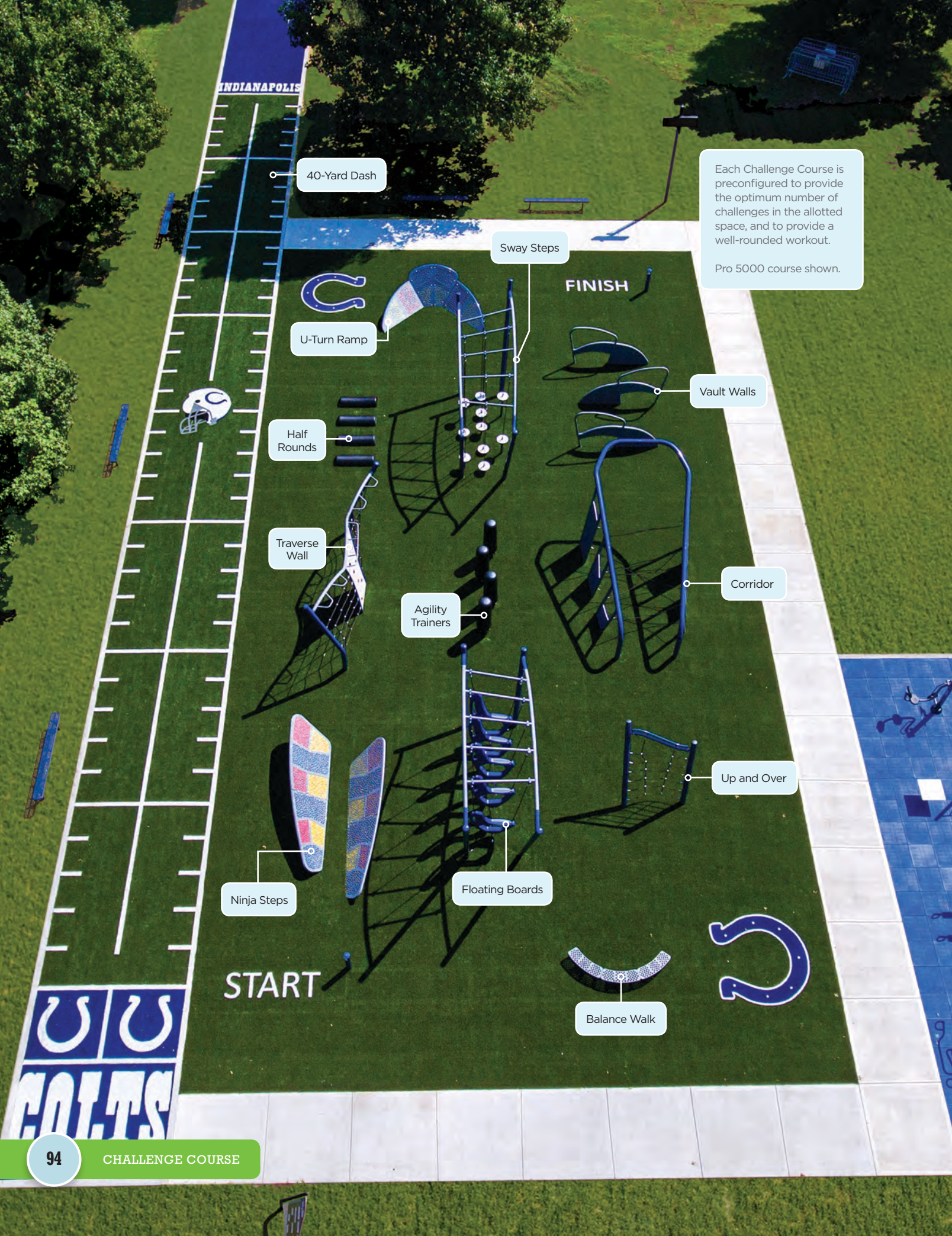
Compete

Not everyone is an elite athlete, but everyone should have an opportunity to become the best version of themselves. Challenge your friends and family in a timed obstacle course or 40-yard dash, or challenge yourself to achieve your personal fitness goals.

Repeat

Studies show that people who exercise outdoors are more likely to stick with their fitness program and tend to exercise more frequently. Challenge Course leverages the benefits of outdoor exercise in a fun, exciting way that encourages people to come back time and time again.





INDIANAPOLIS

40-Yard Dash

Sway Steps

Each Challenge Course is preconfigured to provide the optimum number of challenges in the allotted space, and to provide a well-rounded workout. Pro 5000 course shown.

FINISH

U-Turn Ramp

Vault Walls

Half Rounds

Traverse Wall

Agility Trainers

Corridor

Up and Over

Ninja Steps

Floating Boards

Balance Walk

START


Making the (Multigenerational) Play

Indianapolis' Riverside Park serves more than 30,000 families each year. With the addition of the new Challenge Course by GameTime®, it's bringing them together to play in a whole new way. Funded by the Indianapolis Colts, the course is part of the joint mission of the Indy Parks and Recreation Department and the Indianapolis Parks Foundation to create multigenerational recreation experiences that encourage families to be more active together. If you're ready to accept the challenge on behalf of your community's health and wellness, visit gametime.com/challenge.



Challenge Course Pro installations are eligible for recognition as national demonstration sites for adult outdoor fitness. Visit gametime.com/nds to learn more.





“ The GameTime Challenge Course has provided our school with challenging, fun, accessible, low maintenance and—above all—safe physical activity options outside of normal Physical Education.

Christian Warren
Lead Physical Education Teacher

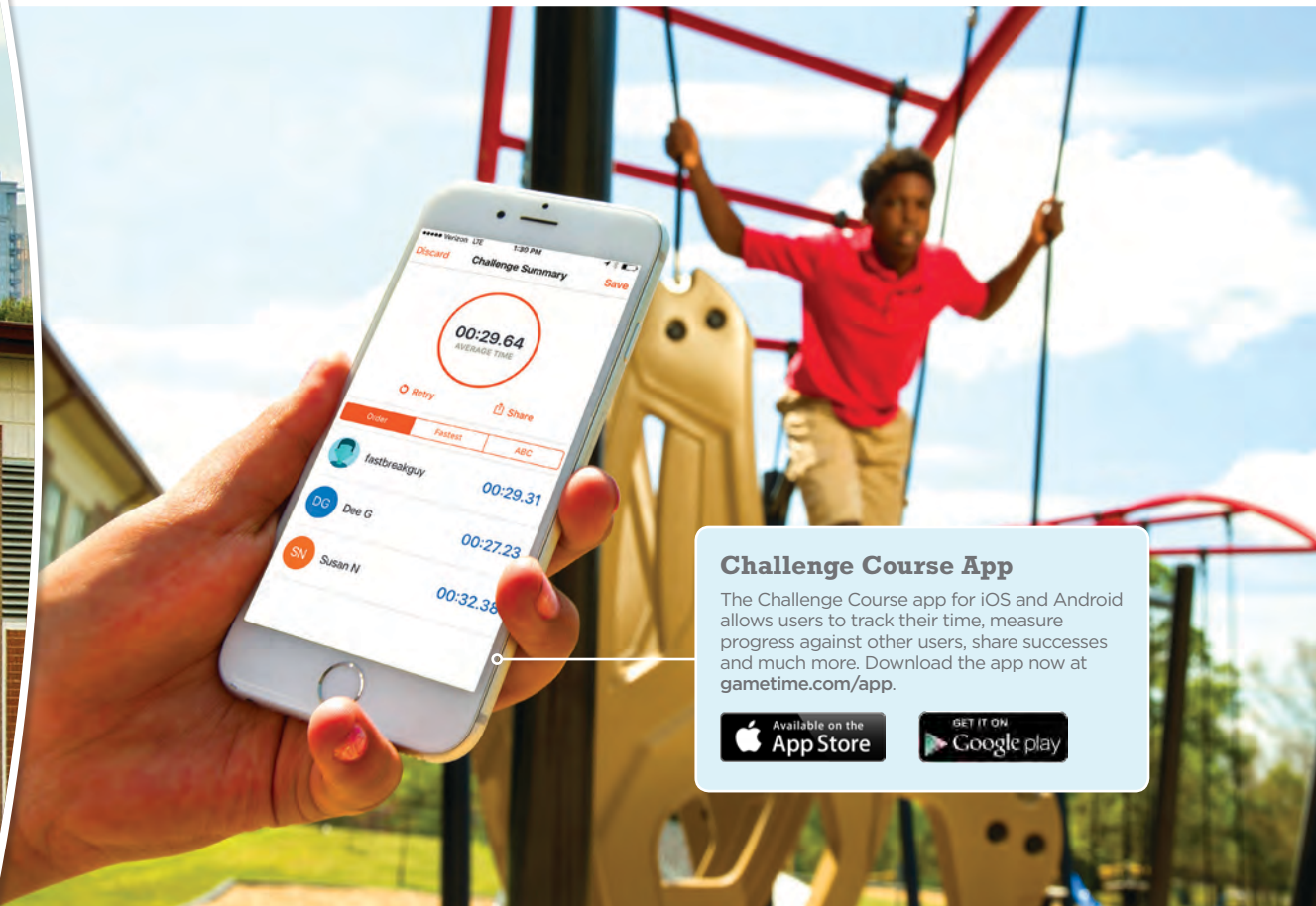
Choose engineered wood fiber for an affordable surfacing option (not available for 40-yard dash).

Next Level Recess

The staff at Walter G. Byers School in Charlotte, NC noticed as students grew older, they grew less interested in traditional playground equipment. To encourage middle school students to keep moving, the school added Challenge Course by GameTime® to their outdoor recreation area to provide fun and challenging physical activity. The school's P.E. teacher utilizes the Challenge Course app to track student course times and to compare the progress of each class. Challenge Course is fun way to get students moving, and to move recess to the next level.



Designed for children ages 13+, and as part of a shared park space, this Challenge Course was eligible for National Demonstration Site status. Learn more at gametime.com/nds.



Challenge Course App

The Challenge Course app for iOS and Android allows users to track their time, measure progress against other users, share successes and much more. Download the app now at gametime.com/app.



Pro 3000 course shown.



1. Choose Your Course

Select the Challenge Course model that fits your space. Model numbers correspond to the approximate square footage required (i.e. 3000 series requires 3,000 square feet)

2. Youth or Pro

Select the series that is appropriate for your users. Challenge Course Youth is designed to meet playground equipment standards for users ages 5-12. Challenge Course Pro is designed for older users, ages 13 and up.

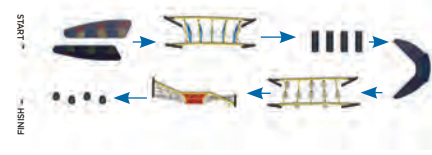
3. Select Surfacing

GameTime offers three surfacing options for your Challenge Course: GTImpax synthetic turf, poured in place rubber or engineered wood fiber (EWF).

4. Level Up

Choose accessories like timing systems or a 40 Yard Dash to complete your course!

3000 Series



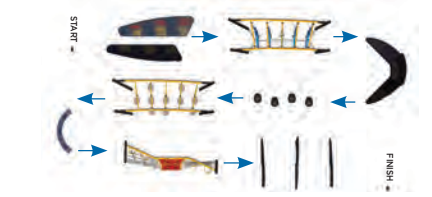
Youth 3000
#13645 \$55,390

ASTM Use Zone:
33' x 81' (10.1m x 24.7m)
Ages: 5 to 12

Pro 3000
#13642 \$67,686

ASTM Use Zone:
30' x 89' (9.1m x 27.1m)
Ages: 13 and up

4000 Series



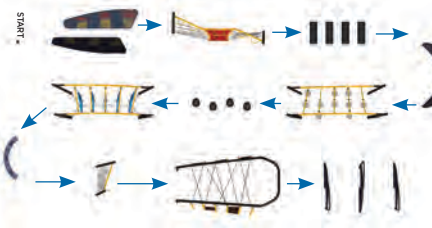
Youth 4000
#13646 \$62,754

ASTM Use Zone:
51' x 66' (15.4m x 20.1m)
Ages: 5 to 12

Pro 4000
#13643 \$71,818

ASTM Use Zone:
43' x 74' (13.1m x 22.6m)
Ages: 13 and up

5000 Series



Youth 5000
#13647 \$79,192

ASTM Use Zone:
52' x 88' (15.9m x 26.8m)
Ages: 5 to 12

Pro 5000
#13644 \$93,808

ASTM Use Zone:
49' x 94' (14.9m x 28.7m)
Ages: 13 and up




Instructional Signs


Add an instructional sign that illustrates how to navigate the course, describes the use of each challenge and outlines their benefits.

Signs can be customized with city seals, school logos or corporate branding to make your community Challenge Course a unique destination.

| | |
|---------------|---------|
| Standard Sign | \$1,639 |
| Custom Sign | \$1,908 |



- Designed for ages 5 to 12
- Compliant with standards for playground equipment
- Perfect for schools and youth organizations



- Designed for ages 13+
- Aligns with standards for adult fitness
- Perfect for parks and greenspaces
- Qualifies as a National Demonstration Site



Surfacing Options

Select **synthetic turf surfacing** - the same you'll find in professional sports arenas - to make your Challenge Course a professional-grade experience. Select **poured recycled rubber** for low-maintenance and high accessibility, or choose budget-friendly engineered wood fiber.



Pro-Level Timing Systems

GameTime offers a turnkey approach to designing and installing your Challenge Course with professional-grade timing systems.

#CCP-01 Course Timing System \$4,978



40-Yard Dash

Add a single or double lane 40-yard dash with precision timing system for fun and friendly competition.

#CCA-01 Single Lane \$8,059*
#CCA-02 Double Lane \$13,120*

*Price is for scoreboard and timing system only. Synthetic turf sold separately.



POWER
SYSTEMS
A PLAYCORE Company

Power your community wellness with fitness accessories from Power Systems, a PlayCore company. Learn more at gametime.com/poweryour



FITNESS

is the grownup way to

PLAY



PlayCore's best practice guidebook, **Outdoor Adult Fitness Parks: Best Practices for Promoting Community Health by Increasing Physical Activity**, helps communities effectively advocate the benefits



of outdoor fitness spaces as affordable and enjoyable ways to exercise in neighborhood parks and destinations. Request your copy at gametime.com/fitness



4 Elements of a Well-Rounded Fitness Program



Muscle
Fitness



Balance/
Flexibility



Core
Fitness



Aerobic
Fitness



GTfit provides all four elements of a well-rounded fitness program, and each station features options for beginner and advanced users, alike. Incorporating all four elements into your fitness park also qualifies your site as a National Demonstration Site for Outdoor Fitness. Learn more at gametime.com/nds.



QUAD CORE

#FT17002

\$11,123

Ages: 13 and up

Number of Stations: 4



Quad Core is an affordable and effective fitness option for communities who are looking for high quality outdoor fitness products. It includes an accessible Lat Pull Down and Push-Up Station with multiple hand grips.



Hand Cycle



Push-Up
(High)



Lat-Pull Down
(Accessible)



Roman Chair Squat



FITNESS ROUNDUP

#FT17003


\$16,068

Ages: 13 and up

Number of Stations: 5



Fitness Roundup features familiar-looking fitness products that people are accustomed to using in a fitness center like Vertical Press and Chest Press. It also includes options for improving balance and flexibility like the Shoulder Rotator and Step Around Station.





RECOVERY

#FT17001

\$12,614

Ages: 13 and up

Number of Stations: 4



The Centers for Disease Control and Prevention reports one of the leading causes of injuries among older adults is falls due to poor balance and flexibility. Our therapeutic fitness options are designed to help adults of all ages and abilities maintain their sense of wellness and independence while they enjoy the outdoors. Read more about fitness for fall prevention at gametime.com/therapeutic-fitness.

Usage/Warning
Label Sign Post



Handrail Bars
(Accessible)

Usage/Warning
Label Sign Post




Hand Cycle
(Accessible)



Skill Trainer



Chest Press
(Accessible)



FIT TEAM

#FT17004

\$13,972

Ages: 13 and up

Number of Stations: 9



Outdoor fitness classes are becoming increasingly popular. Communities are looking for ways to offer appropriate spaces to accommodate the demand, and Fit Team fits the bill. This compact design provides exercises that appeal to adults of all fitness levels - perfect for a single user, a trainer and client, or an entire fitness class.



Safety surfacing is recommended as shown in rendering.





CITY FIT

#FT17006

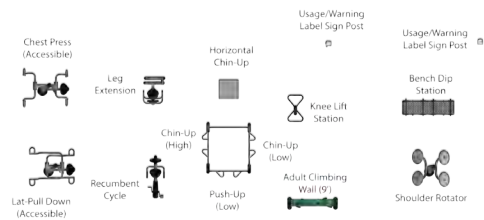
\$28,103

Ages: 13 and up

Number of Stations: 13



Take your training to the next level with a diverse mix of equipment for users of all fitness levels and abilities. Ideal for urban settings or outdoor neighborhood gyms, this collection of products includes traditional fitness equipment mainstays like Chin-Up and Push-Up stations, as well as advanced options like the 9' Climbing Wall.



Safety surfacing is recommended as shown in rendering.



CIRCUIT TRAINING

#FT17007

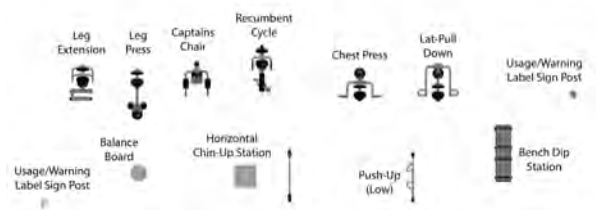
\$23,757

Ages: 13 and up

Number of Stations: 10



Provide your community with an outdoor fitness space that helps adults achieve and maintain their health and fitness goals. Designed to provide a full body workout in a convenient circuit configuration, this package also provides the flexibility of installing with a combination of surfaces to maximize your outdoor fitness budget.



Safety surfacing is recommended as shown in rendering.

Create a sensory play experience unlike any other with our new freestanding Sensory Wave Climber®.



INCLUDE

more ways to

PLAY

One of the easiest ways to make your play and recreation area more inclusive is with freestanding play activities. By adding adaptive swings, sensory play events, cooperative ground level play elements and musical instruments, you can offer equitable play experiences for everyone.

Climbers

Our new Sensory Wave Climber® is the industry's first playground climber that allows children of all abilities to enjoy the benefits of climbing while offering multi-sensory experiences. Strategically placed hand holds and molded in grips provide additional support for children to maneuver through the climber, and a wide array of auditory, tactile and visual sensors encourage exploration and discovery.

Swings

A playground classic for children of all ages, swings are one of the most popular additions to any playground. GameTime offers a wide range of swing options, including our patented Expression Swing® and the all new Expression Swing Toddler™, designed for children and adults to experience play face-to-face and eye-to-eye. We also offer adaptive swing seats that provide additional support for children with special needs.


Music

Inherently inclusive, musical play encourages social and creative interaction, enhances cognitive abilities and reduces anxiety. Our new GT Symphony™ collection features real precision-tuned instruments that encourage collaboration and creativity among users of all ages at any developmental stage.

Motion Play

Motion activities are playground favorites that attract children and families to the playground again and again. GameTime offers a wide selection of movement-based activities that spin, rock, bounce and more. Our motion activities include the SkyRun® ZipTrack™ and the new Sensory Wave Spinning Seat. Both feature an adaptive molded seat to help children maintain a neutral body position and encourage social interaction and cooperation during play.





NEW!



C

INCLUSIVE BENEFIT

With nearly two dozen sensors to choose from, this is **the industry's first climber to provide a customizable sensory play experience**. The unique design allows front reach capability from a mobility device. It's an inclusive climbing and sensory play combo unlike any other.

View all configurations at gametime.com/sensorywave

A. Sensory Wave Horseshoe Arch

| | | |
|-------|----------------------|----------|
| #3208 | Base Horseshoe Arch | \$7,617 |
| #4685 | Bronze Package | \$4,208 |
| #4686 | Silver Package | \$6,927 |
| #4687 | Gold Package (shown) | \$12,074 |

ASTM Use Zone: 25'11" x 23'7" (7.9m x 7.2m)
Recommended Ages: 2 to 5 or 5 to 12.

B. Sensory Wave Transfer

| | | |
|-------|----------------------|---------|
| #3210 | Base Transfer | \$3,574 |
| #4697 | Gold Package (shown) | \$2,102 |

ASTM Use Zone: 21'4" x 16'11" (6.5m x 5.2m)
Recommended Ages: 2 to 5 or 5 to 12.

C. Sensory Wave Corner Arch

| | | |
|-------|----------------------|---------|
| #3207 | Base Corner Arch | \$5,207 |
| #4691 | Bronze Package | \$3,236 |
| #4692 | Silver Package | \$5,834 |
| #4693 | Gold Package (shown) | \$8,459 |

ASTM Use Zone: 30'11" x 19'2" (9.4m x 5.8m)
Recommended Ages: 2 to 5 or 5 to 12.

D. Sensory Wave "S"

| | | |
|-------|----------------------|----------|
| #3209 | Base S | \$4,892 |
| #4694 | Bronze Package | \$5,892 |
| #4695 | Silver Package | \$7,216 |
| #4696 | Gold Package (shown) | \$12,554 |


ASTM Use Zone: 29'5" x 19'8" (9m x 6m)
Recommended Ages: 2 to 5 or 5 to 12.

E. Sensory Wave Arch

| | | |
|-------|----------------------|---------|
| #3206 | Base Arch | \$4,002 |
| #4688 | Bronze Package | \$2,006 |
| #4689 | Silver Package | \$3,401 |
| #4690 | Gold Package (shown) | \$6,026 |

ASTM Use Zone: 28'2" x 15'2" (8.5m x 4.6m)
Recommended Ages: 2 to 5 or 5 to 12.

Base configurations and sensor packages are priced and sold separately. Order one sensor package per configuration.



D



E

Choose Your Sensory Experience

We've made the process of choosing the sensors for your Sensory Wave Climber® fast and easy. Simply select a freestanding Sensory Wave Climber, then choose the Bronze, Silver or Gold GT Sensor™ package. Each package includes a selection of GT Sensors® that provides auditory, tactile and visual sensory benefits. See gametime.com/sensors for a full list of sensors in each package.

Auditory Sensors



Spin Chimes



Bells



Giggle Box



Wave Sound



Piano



JamBox

Visual Sensors



Hypnetic



Hourglass



Twist Ball



Pachinko



Make it Rain



Color Wheel



Red

Orange

Yellow

Green


Blue



Flat Mirror



Fun Mirror




Roller Ball


Tactile Sensors



Genoa



Mezzo



Lava





A. Sensory Wave Spinning Seat™

#3205

\$998

ASTM Use Zone: 14'5" dia (4.4m)

Recommended Ages: 5 to 12

B. Five-Point Harness Kit for Sensory Wave Spinning Seat™

#17257

\$158


Recommended Ages: 5 to 12

Harness does not meet ASTM Standard.

For supervised use only.



INCLUSIVE BENEFIT

 High back molded seat with handles and front pommel design helps children maintain a neutral body position while spinning.

A. Shadow Play® TriRunner™

#6242 \$12,890

ASTM Use Zone: 30' dia. (9.1m dia.)

Recommended Ages: 5 to 12


B. TriRunner™

#6243 \$10,986

ASTM Use Zone: 30' dia. (9.1m dia.)

Recommended Ages: 5 to 12

Based on the success of our patented Shadow Play® SkyRunner, we developed a new way for children and adults to enjoy the sensation of flight on the playground. The patent-pending design features three soft touch molded seats attached to the same ComfortGrip™ ropes found on our SkyRun® ZipTrack and ZipLine. As users spin around, the panels disperse colorful shadows on the ground below.



Design and Utility Patents by GameTime



Sky Runner



Mini Sky Runner



Tilted Sky Runner

A. Sky Runner®
 #6200 Sky Runner \$2,518
 #6201 Tilted Sky Runner \$3,749
 #6202 Mini Sky Runner \$1,382
 ASTM Use Zone: Varies by design
 Recommended Ages: 5 to 12
 Fall Height: 6' (1.8m)

B. ShadowPlay Sky Runner
 #6237 \$5,139
 ASTM Use Zone: 18'2" x 18'3" (5.5m x 5.6m)
 Recommended Ages: 5 to 12
 Fall Height: 6' (1.8m)

C. KidNetix Twirl
 #90777 \$4,559
 ASTM Use Zone: 17'9" x 17'9" (5.4m x 5.4m)
 Recommended Ages: 5 to 12
 Fall Height: 4' (1.2m)
 Up to six children can stand, sit or climb on the nets while the Twirl spins around the 10' tall center post.

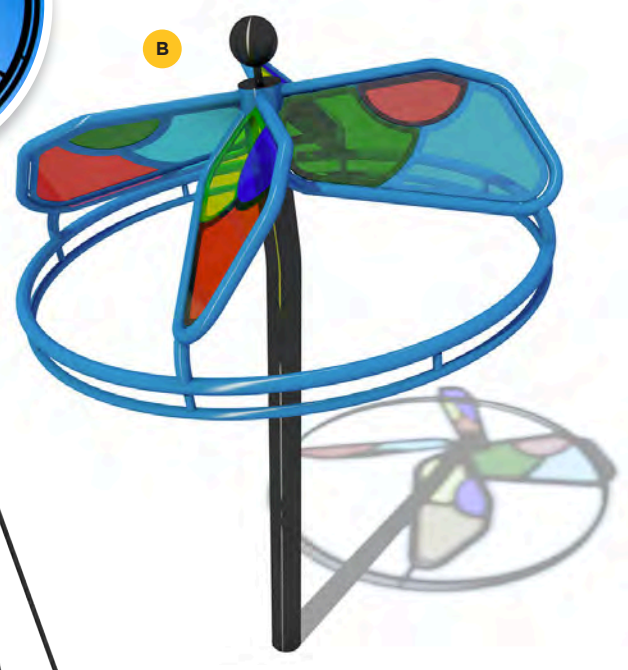
D. Whirlwind Seat
 #6143 Straight \$578
 #6142 Tilted (shown) \$584
 ASTM Use Zone: 13'7" x 13'7" (4.1m x 4.1m)
 Recommended Ages: 5 to 12
 Fall Height: 4' (1.2m)

E. G2
 #6231 \$3,765
 ASTM Use Zone: 16'11" x 16' 11" (5.2m x 5.2m)
 Recommended Ages: 5 to 12
 Fall Height: 4' (1.2m)
 Stand inside or hold onto the outside as G2 spins on its patented dual axis.

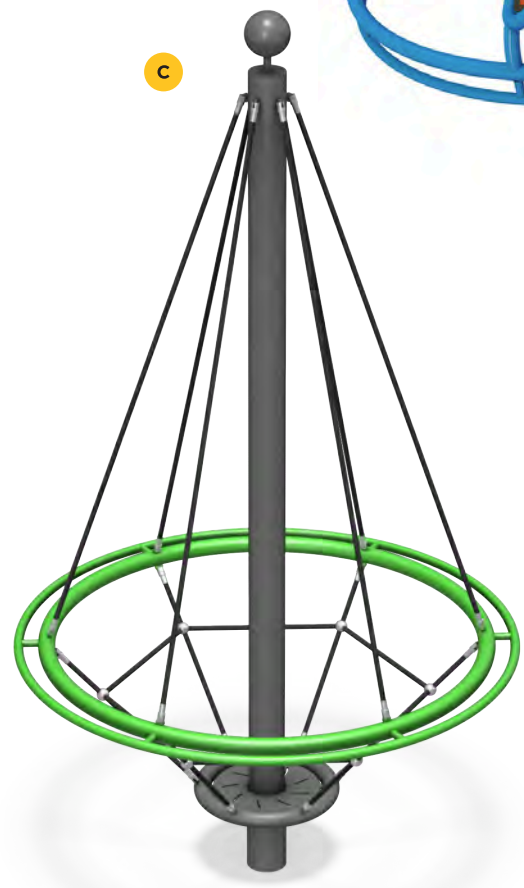
Do not allow users to position themselves on top of SkyRunner



Patented Design!



B



C



D



E

A. 10' Space Whirl

#6118 \$5,907

ASTM Use Zone: 22' x 22' (6.7m x 6.7m)
 Recommended Ages: 5 to 12
 Fall Height: 4' (1.2m)

B. 7'6" One-Piece Platform Whirl

#919 \$4,382

ASTM Use Zone: 19'6" x 19'6" (5.9m x 5.9m)
 Recommended Ages: 5 to 12
 Fall Height: 4' (1.2m)

C. 5'6" Miniature Whirl

#325 \$2,064

ASTM Use Zone: 17'6" x 17'6" (5.3m x 5.3m)
 Recommended Ages: 5 to 12
 Fall Height: 4' (1.2m)

D. 5'6" Scrambler Whirl

#895 \$1,771

ASTM Use Zone: 17'6" x 17'6" (5.3m x 5.3m)
 Recommended Ages: 5 to 12
 Fall Height: 4' (1.2m)

E. Merry-Go-All

#5055 \$4,979

#M5055 Multi-Color Option (shown)

ASTM Use Zone: 19' (5.8m) diameter
 Recommended Ages: 2 to 5 or 5 to 12
 Fall Height: 4' (1.2m)

Fully accessible, forward-facing design for up to 12 passengers (4 seated, 8 standing). Spin wheel remains stationary so children can work together to turn themselves. Also available for order with a 5-point security harness.



| ableplay RATING | |
|--|--------------|
| GameTime Merry-Go-All serial #GAMT-WH06-0501-12 | |
| DISABILITY CATEGORY | RATING (1-5) |
| Sensory | ★★★★★ |
| Physical | ★★★★★ |
| Communicative | ★★★★★ |
| Cognitive | ★★★★★ |
| www.ableplay.org | |
| Play products for children with special needs Independent evaluation by National Lekotek Center | |

Merry-Go-All® was the first commercial playground whirl to be independently evaluated by Lekotek, the nation's central source on inclusive play, and awarded an AblePlay rating. Learn more at gametime.com/inclusive.

INCLUSIVE BENEFIT

Provides proprioceptive movement experiences, encourages cooperation, and features supportive seats and handles to help users sustain engagement.





SkyRun® Zipline

#5120 75' Zipline \$13,553

ASTM Use Zone: 98' x 22' (29.9m x 6.7m)

Recommended Ages: 5 to 12

Fall Height: 4' (1.2m)

#5112 100' Zipline \$14,162

ASTM Use Zone: 122'1" x 22' (37.2m x 6.7m)

Recommended Ages: 5 to 12

Fall Height: 4' (1.2m)



Updated for 2017 with rear platform stairs.



Add a pair of zip lines and watch families race across the playground.

A. Sky Run Zip Track

#90795 33' with Zip Seat (Shown) \$10,218

#90794 33' with Zero G Seat \$8,954

ASTM Use Zone: 20' x 45' (6.1m x 13.7m)

Recommended Ages: 5 to 12

Fall Height: 10' (3.0m)

53' version available. See gametime.com for details.

B. Sky Run Zip Track Add A Bay

#90797 33' with Zip Seat \$9,968

#90796 33' with Zero G Seat (Shown) \$8,035

ASTM Use Zone: 18' x 45' (5.5m x 13.7m)

Recommended Ages: 5 to 12

Fall Height: 10' (3.0m)


53' version available. See gametime.com for details.



Combine a Zero-G® Seat with a Zip Seat to create an inclusive play experience for all children.



INCLUSIVE BENEFIT

 The Zero-G Chair on our SkyRun Zip Track is a molded seat with a high back and adjustable harness that helps children maintain a neutral body position.

Expression Swing® is designed for adults and children ages 24-48 months.

A

A. Expression Swing®

| | | |
|-------|-------------------------------|---------|
| #5128 | Expression Swing 3.5" Toprail | \$1,257 |
| #5145 | Expression Swing 5" Toprail | \$1,257 |

The industry's only swing that allows an adult and child to sit face-to-face and eye-to-eye while swinging. Features Tot Swing Seat for children and a specially designed Adult Swing Seat.

Design and Utility Patents by GameTime

B. Expression Swing Toddler®

| | | |
|-------|---------------------------------------|---------|
| #5158 | Expression Swing Toddler 3.5" Toprail | \$1,398 |
| #5159 | Expression Swing 5" Toprail | \$1,398 |

C. Expression Swing Frames

| | | |
|-------|---------------------------------|---------|
| #5151 | PrimeTime Solo Frame | \$1,065 |
| #5152 | PrimeTime Solo Frame Add-a-Bay | \$643 |
| #5149 | PowerScape Solo Frame | \$1,645 |
| #5150 | PowerScape Solo Frame Add-a-Bay | \$943 |
| #5147 | Xscape Solo Frame | \$1,212 |
| #5148 | Xscape Solo Frame Add-a-Bay | \$692 |

B

NEW!

Same patented face-to-face and eye-to-eye design for parents and children ages 12-23 months.



C



PowerScape



PrimeTime



Xscape

A. ADA PowerScope Swing

#10847 8'0" (2.4m) \$1,758

ASTM Use Zone: 24'11" x 32'1" (7.6m x 9.8m)

#10848 Add-A-Bay™ \$1,056

ASTM Use Zone: 37'5" x 32'1" (11.4m x 9.8m)

5" (13cm) O.D. galvanized steel uprights & top rail.
 #10848 Use Zone includes one regular swing bay and one Add-A-Bay. Seat packages sold separately.

Swing frame and Add-A-Bay also available with shorter top rail.

A



B. ADA PrimeTime Swing

#12583 8'0" (2.4m) \$1,104

ASTM Use Zone: 24'9" x 32'1" (7.5m x 9.8m)

#12584 Add-A-Bay™ (2 swings) \$683

ASTM Use Zone: 37'2" x 32'1" (11.3m x 9.8m)

3-1/2" (9cm) galvanized steel uprights & top rail.
 #12584 Use Zone includes one regular swing bay and one Add-A-Bay. Seat packages sold separately.

Swing frame and Add-A-Bay also available with shorter top rail.

B



C. ADA Xscape Swing

#26119 8' (2.4m) \$1,220

ASTM Use Zone: 32'1" x 24'5" (9.8m x 7.4m)

#26120 Add-A-Bay™ \$737

ASTM Use Zone: 36'5" x 32'1" (11.1m x 9.8m)

#36056 Xscape 2 to 5 Swing 7'(2.1m) \$1,202

ASTM Use Zone: 32'1" x 24'5" (9.8m x 7.4m)

#36057 Xscape 2 to 5 Swing Add-A-Bay™ \$717

ASTM Use Zone: 36'5" x 32'1" (11.1m x 9.8m)

3-1/2" (9cm) galvanized steel uprights and top rail.
 Seat packages sold separately.

Swing frame and Add-A-Bay also available with shorter top rail.

C



D



D. PowerScope Tire Swing

#10777 6'8" (2m) \$2,148

ASTM Use Zone: 20'7" x 26'11" (6.3m x 8.2m)

#10778 Add-A-Bay™ (2 bay) \$1,498

ASTM Use Zone: 41'5" x 20'7" (12.6m x 6.3m)

5" (13cm) O.D. galvanized steel uprights & top rail.

E. Arch Swing

#5056 Single Seat (shown) \$5,726

ASTM Use Zone: 24' x 28'5" (7.3m x 8.7m)

#5057 Double Arch Swing \$11,321

ASTM Use Zone: 35'8" x 28'5" (10.9m x 8.7m)

Galvanized steel uprights, seat included

E



INCLUSIVE BENEFIT

Multi-User Swings like our Double Arch Swing, Tire Swing and Expression Swings allow children to interact with peers or caregivers as they experience movement through space and develop whole-body awareness.



5 to 12 Zero-G Chair




2 to 5 Zero-G Chair

2 to 5
PICK

Zero-G® Chair

Adding a Zero-G Chair swing to a playground allows children with special needs to swing comfortably alongside their friends and peers. This creates an inclusive environment of play parity and lets everyone join in the fun.



Classic Swings



* Swing shown with one Add-A-Bay.



T-Swing Frame

#P831

\$930

ASTM Use Zone: 23' x 30' 11" (7m x 9.4m)

Design flexibility to the MAX! Use with two belt seats, two toddler seats or one of each! Price is for swing frame, only. Purchase swing seats separately.

Classic Swing Frames (Swing seat packages must be ordered separately and are not included with swing frames.)

| | Painted | 2-3/8" O.D. Toprail | | Painted | 3-1/2" O.D. Toprail | | # of Seats | Toprail Height | ASTM Use Zone |
|---|---------|---------------------|------------------|---------|---------------------|------------------|------------|----------------|----------------------------|
| | | Price | Galvanized Price | | Price | Galvanized Price | | | |
| Base Swing  | #P8542 | \$1,217 | #8542 \$751 | #P8544 | \$1,206 | #8544 \$740 | 2 | 8' (2.4m) | 32'8"x31'0" (10m x9.4m) |
| | #P8543 | \$1,353 | #8543 \$818 | #P8545 | \$1,342 | #8545 \$806 | 2 | 10' (3.1m) | 34'6"x39'0" (10.5m x11.9m) |
| Add-A-Bay™  | #P8546 | \$587 | #8546 \$386 | #P8548 | \$573 | #8548 \$373 | 2 | 8' (2.4m) | 44'0"x31'0" (13.4m x9.4m) |
| | #P8547 | \$627 | #8547 \$408 | #P8549 | \$614 | #8549 \$394 | 2 | 10' (3.1m) | 45'10"x39'0" (14m x11.9m) |

Accessories

Galvanized Chain

#80 Chain (per foot) \$3.04

#1080 Heavy-Duty Chain (per foot) \$4.56

"S" Hook Pliers

#4248 \$383

"S" Hooks

#1 \$2.05

Swing Clevis

#166683 \$5.80

Swing Hangers

#1462 3 1/2" O.D. Toprail \$51

#1461 2 3/8" O.D. Toprail \$49

#1487 5" O.D. Toprail \$52

Tire Swing Accessories

#159194 Tire Swing Bracket \$252

#176318 44 1/8 Chain \$13

#300196 Tire Seat \$87

#304005 Tire Seat Support Ring \$47



Ask about our anti-wrap swing hangers.

Swing Seat Packages with Standard S-Hook Enclosure (May require S-hook pliers #4248 to close S-hooks.)

| Seat | O.D. Toprail | Includes Galvanized Chain & Hardware | | | Includes Stainless Steel Chain & Hardware | | | | |
|-------------------|----------------|--------------------------------------|-------|-----------------|---|----------------|-------|-----------------|-------|
| | | 8' (2.4m) High | Price | 10' (3.1m) High | Price | 8' (2.4m) High | Price | 10' (3.1m) High | Price |
| Enclosed Tot Seat | 2-3/8" (6.0cm) | #1469 | \$261 | N/A | | #SS1469 | \$285 | N/A | |
| Enclosed Tot Seat | 3-1/2" (8.9cm) | #1470 | \$267 | N/A | | #SS1470 | \$289 | N/A | |
| Enclosed Tot Seat | 5" (12.7cm) | #1464 | \$269 | N/A | | #SS1464 | \$291 | N/A | |
| Super Seat-2 | 2-3/8" (6.0cm) | #1477 | \$253 | #1477 | \$253 | #SS1477 | \$291 | #SS1477 | \$291 |
| Super Seat-2 | 3-1/2" (8.9cm) | #1479 | \$257 | #1479 | \$257 | #SS1479 | \$295 | #SS1479 | \$295 |
| Super Seat-2 | 5" (12.7cm) | #1467 | \$242 | N/A | | #SS1467 | \$270 | N/A | |
| Belt Seat | 2-3/8" (6.0cm) | #1481 | \$219 | #1481 | \$219 | #SS1481 | \$258 | #SS1481 | \$258 |
| Belt Seat | 3-1/2" (8.9cm) | #1483 | \$224 | #1483 | \$224 | #SS1483 | \$262 | #SS1483 | \$262 |
| Belt Seat | 5" (12.7cm) | #1468 | \$214 | N/A | | #SS1468 | \$242 | N/A | |

Swing Seat Packages with Clevis Attachment

| Seat | O.D. Toprail | Includes Galvanized Chain & Hardware | | | Includes Stainless Steel Chain & Hardware | | | | |
|-------------------|----------------|--------------------------------------|-------|-----------------|---|----------------|-------|-----------------|-------|
| | | 8' (2.4m) High | Price | 10' (3.1m) High | Price | 8' (2.4m) High | Price | 10' (3.1m) high | Price |
| Enclosed Tot Seat | 2-3/8" (6.0cm) | #8695 | \$275 | N/A | | #SS8695 | \$295 | N/A | |
| Enclosed Tot Seat | 3-1/2" (8.9cm) | #8696 | \$279 | N/A | | #SS8696 | \$301 | N/A | |
| Enclosed Tot Seat | 5" (12.7cm) | #8914 | \$281 | N/A | | #SS8914 | \$303 | N/A | |
| Super Seat-2 | 2-3/8" (6.0cm) | #8904 | \$253 | #8905 | \$264 | #SS8904 | \$281 | #SS8905 | \$304 |
| Super Seat-2 | 3-1/2" (8.9cm) | #8906 | \$257 | #8907 | \$268 | #SS8906 | \$286 | #SS8907 | \$308 |
| Super Seat-2 | 5" (12.7cm) | #8917 | \$254 | N/A | | #SS8917 | \$281 | N/A | |
| Belt Seat | 2-3/8" (6.0cm) | #8908 | \$219 | #8909 | \$231 | #SS8908 | \$248 | #SS8909 | \$271 |
| Belt Seat | 3-1/2" (8.9cm) | #8910 | \$224 | #8911 | \$236 | #SS8910 | \$252 | #SS8911 | \$275 |
| Belt Seat | 5" (12.7cm) | #8918 | \$226 | N/A | | #SS8918 | \$253 | N/A | |

Adaptive Swing Seat Packages

| Seat | O.D. Toprail | Galvanized Chain | | Stainless Steel Chain | | Coated Chain | |
|----------------------------------|--------------|------------------|-------|-----------------------|-------|----------------|-------|
| | | 8' (2.4m) High | Price | 8' (2.4m) High | Price | 8' (2.4m) High | Price |
| Adaptive Seat | 2-3/8" | #8531 | \$320 | #SS8531 | \$367 | #8532 | \$521 |
| Adaptive Seat | 3-1/2" | #8537 | \$325 | #SS8537 | \$372 | #8538 | \$525 |
| Adaptive Seat | 5" | #17255 | \$331 | #SS7255 | \$374 | #17256 | \$525 |
| Adaptive Swing 5-point restraint | | #17247 | \$119 | | | | |

Zero-G Chair Seat Packages

| Seat | O.D. Toprail | Includes Galvanized Chain & Hardware | | | Includes Stainless Steel Chain & Hardware | | | | |
|------------------------|--------------|--------------------------------------|-------|-----------------|---|----------------|-------|-----------------|-------|
| | | 8' (2.4m) high | Price | 10' (3.1m) high | Price | 8' (2.4m) high | Price | 10' (3.1m) high | Price |
| Zero-G Chair (2 to 5) | 2-3/8" | #8554 | \$440 | N/A | | #SS8554 | \$487 | N/A | |
| Zero-G Chair (2 to 5) | 3-1/2" | #8555 | \$444 | N/A | | #SS8555 | \$490 | N/A | |
| Zero-G Chair (2 to 5) | 5" | #81752 | \$444 | N/A | | #SS1752 | \$490 | N/A | |
| Zero-G Chair (5 to 12) | 2-3/8" | #8550 | \$454 | #8551 | \$477 | #SS8550 | \$511 | #SS8551 | \$556 |
| Zero-G Chair (5 to 12) | 3-1/2" | #8552 | \$458 | #8553 | \$481 | #SS8552 | \$515 | #SS8553 | \$560 |
| Zero-G Chair (5 to 12) | 5" | #81750 | \$458 | N/A | | #SS1750 | \$515 | N/A | |

Super Seats

- #999 Super Seat-2 \$105
 - #8690 Super Seat-2 with Clevis \$119
- Recommended Ages: 5 to 12

Belt Seats

- #1047 Belt Seat \$79
 - #8691 Belt Seat with Clevis \$90
- Recommended Ages: 5 to 12

Enclosed Tot Seats

- #8520 Enclosed Tot Seat \$143
 - #8693 Enclosed Tot Seat w/ Clevis \$155
- Recommended Ages: 2 to 5



Adaptive Swing Seat

Swing Seats



Super Seat-2

Belt Seat



Enclosed Tot Seat



Conga Drums, Melody Chimes and Cantata Chimes are angled at 35-degrees to create a comfortable experience for everyone, including young children and/or people who use mobility devices.

A. Concert

#4678 Duo Call for Price
 #3259 Trio (Shown) Call for Price
 ASTM Use Zone: Varies by design
 Recommended Ages: 2 to 5 or 5 to 12

B. Melody Chimes

#38232 Call for Price
 ASTM Use Zone: Varies by design
 Recommended Ages: 2 to 5 or 5 to 12

C. Cantata Chimes

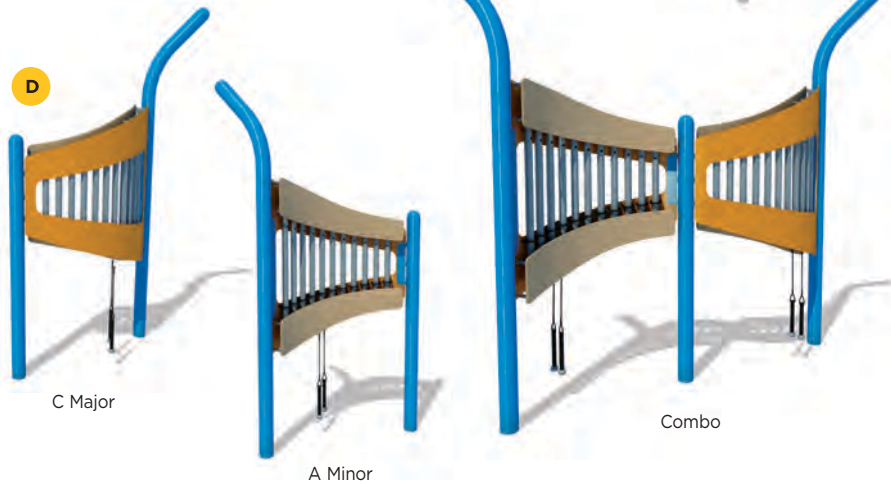
#3256 Call for Price
 ASTM Use Zone: Varies by design
 Recommended Ages: 2 to 5 or 5 to 12

D. Jazz Chimes

#4680 Combo Call for Price
 #4681 A Minor Call for Price
 #4682 C Major Call for Price
 ASTM Use Zone: Varies by design
 Recommended Ages: 2 to 5 or 5 to 12

E. Harmonic Chimes


#4675 Set of 1 Call for Price
 #4676 Set of 3 Call for Price
 #3249 Set of 7 (Shown) Call for Price
 ASTM Use Zone: Varies by design
 Recommended Ages: 2 to 5 or 5 to 12



INCLUSIVE BENEFIT

GT Symphony is a collection of precision-tuned musical instruments created in partnership with Freenotes™ Harmony Park, a PlayCore company. GT Symphony instruments encourage collaboration, creativity, and age-appropriate activities for multigenerational users at any developmental stage.

Harmonic Chimes can be purchased as a single chime, or as a set of 3 or 7.





GTJams is a great way to add ground-level, accessible play activities to your playground. Music is an inherently inclusive activity and children of all abilities love creating a symphony of sound with our GTJams ensembles.

A. Drum Circle

#M81749 \$8,926

Features 18 instruments to create a variety of complementary rhythms. Includes GT Jams Playbook.

B. Music Time

#M81754 \$1,374

Includes 3 instruments. Enjoy the unique sound of the Calabazo accompanied by Bongos.

C. Beat Club

#M81748 \$1,942

Add a mini Jam Session to your play space. Includes 6 instruments and GT Jams Playbook.

D. Merry Musical

#M6223 \$4,079

Recommended Ages: 2 to 5 or 5 to 12

10 instruments include tonal & rhythmic sounds. Includes GT Jams Playbook. Custom configuration shown.



| able play RATING | |
|---|--------------|
| GameTime GT Jams® | |
| serial #GAMT-MM04-1101-11 | |
| DISABILITY CATEGORY | RATING (1-5) |
| Communicative | ★★★★ |
| Physical | ★★★★ |
| Sensory | ★★★★ |
| Cognitive | ★★★★ |
| www.ableplay.org | |
| Play products for children with special needs. Independent evaluation by National Lekotek Center | |

GTJams was the first commercial playground musical activity to be independently evaluated by Lekotek, the nation's central source on inclusive play, and awarded an AblePlay rating. Learn more at gametime.com/inclusive.

TriNets are an exciting addition to GameTime's net climbers. Use them as freestanding activities, connect them to one another or add them to a PowerScape, PrimeTime or IONiX play system!



A. TriNet Small

#32065

\$9,579

ASTM Use Zone: 20' x 24' (6.1m x 7.3m)

Recommended Ages: 5 to 12

Fall Height: 6' (1.8m)

B. TriNet Medium

#32066

\$16,081

ASTM Use Zone: 23' x 27' (7m x 8.2m)

Recommended Ages: 5 to 12

Fall Height: 7' (2.1m)

C. TriNet Large

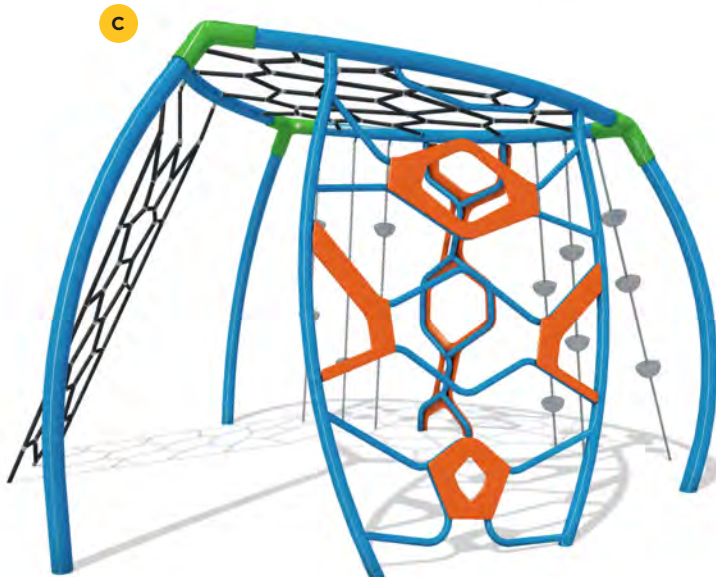
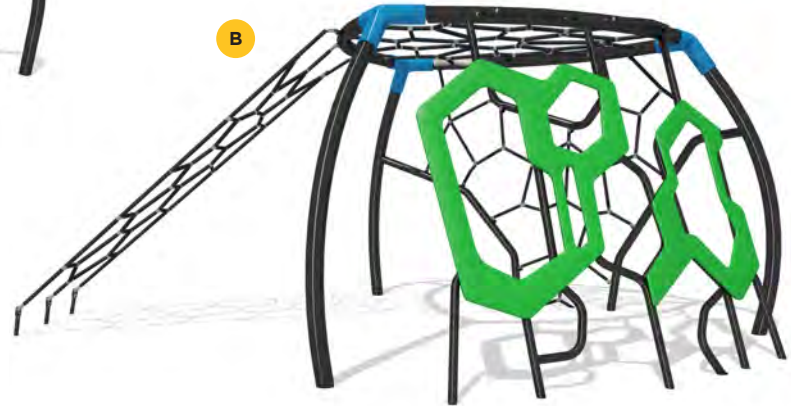
#32073

\$17,337

ASTM Use Zone: 25' x 25' (7.6m x 7.6m)

Recommended Ages: 5 to 12

Fall Height: 8' (2.4m)



A. OmniTriNet

#3137

\$23,291

ASTM Use Zone: 25' x 25' (7.6m x 7.6m)
Recommended Ages: 5 to 12
Capacity: 25-30
Fall Height: 8' (2.4m)



B. UFO

Coming Soon

Call for Price

ASTM Use Zone: 9' dia (2.7m dia)
Recommended Ages: 5 to 12
Capacity: 35-40
Fall Height: 9' (2.7m)

C. Astro Jump

Coming Soon

Call for Price

ASTM Use Zone: 28'3" x 30'5" (8.6m x 9.26m)
Recommended Ages: 5 to 12
Capacity: 10-15
Fall Height: 4' (1.2m)

D. Apollo

#3140

Call for Price

ASTM Use Zone: 24'10" x 24'10" (7.2m x 7.2m)
Recommended Ages: 5 to 12
Capacity: 15-20
Fall Height: 6' (1.8m)



E. Eclipse

Coming Soon

Call for Price

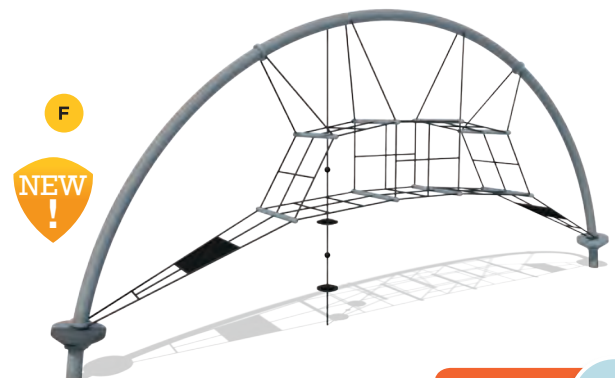
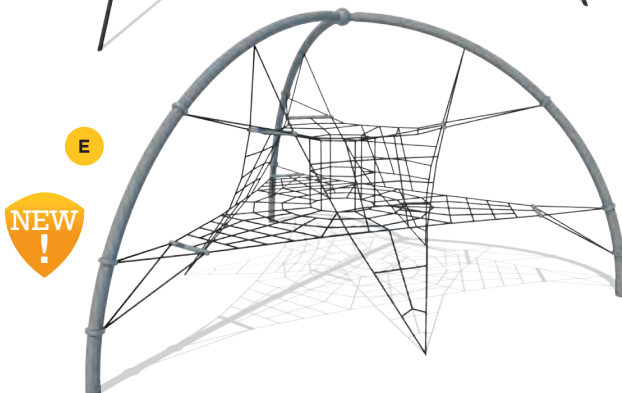
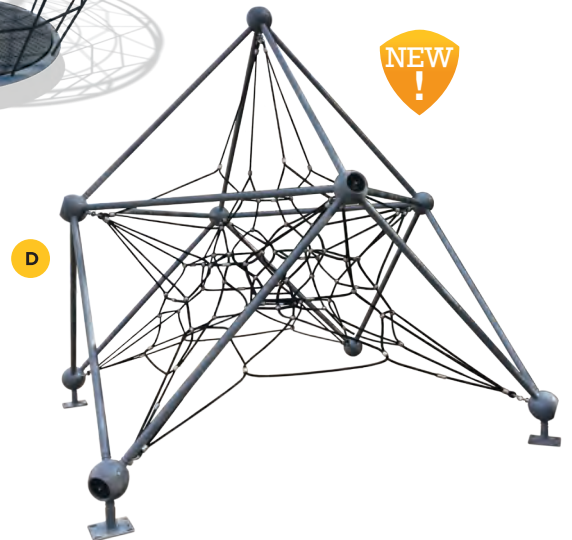
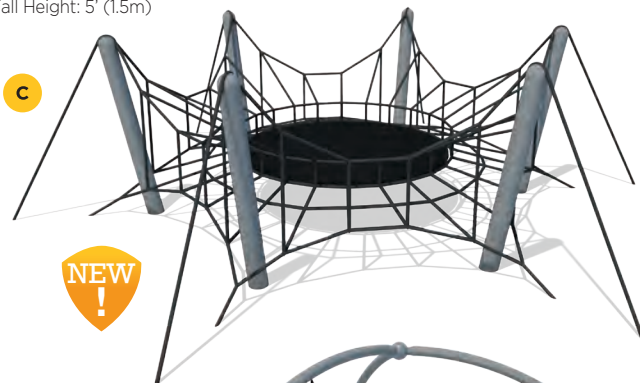
ASTM Use Zone: 30'10" x 29'11" (9.4m x 9.1m)
Recommended Ages: 5 to 12
Capacity: 40-45
Fall Height: 6' (1.8m)

F. Gateway

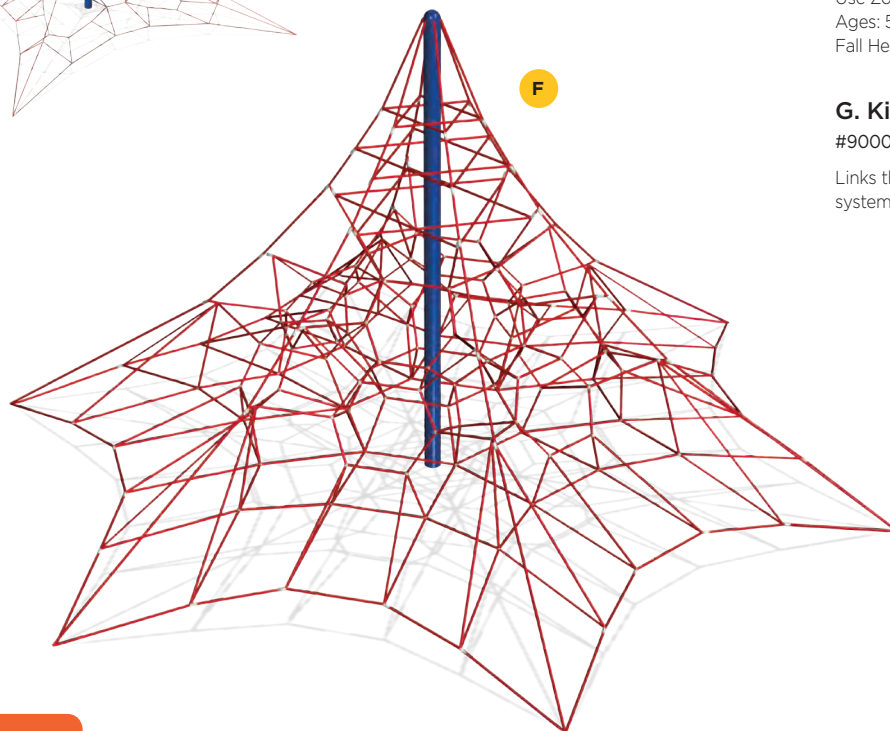
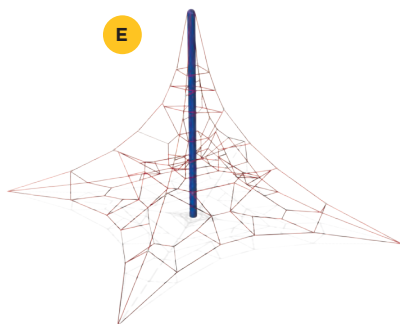
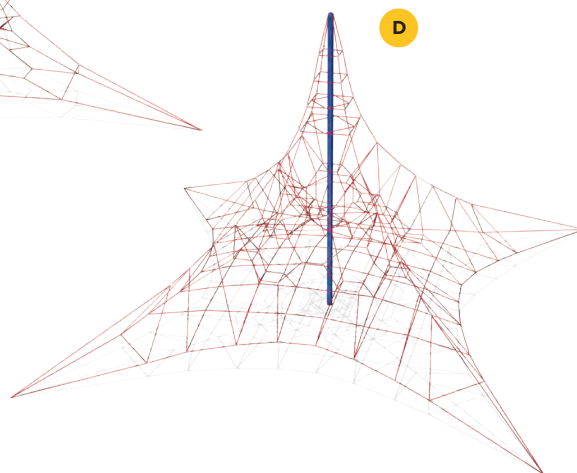
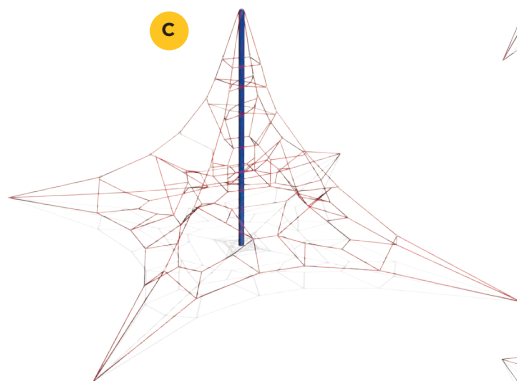
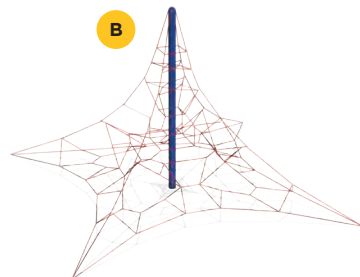
Coming Soon

Call for Price

ASTM Use Zone: 39'11" x 25'2" (12.2m x 7.7m)
Recommended Ages: 5 to 12
Capacity: 15-20
Fall Height: 5' (1.5m)



Nets ship standard with metallic frames and black nets. Available with custom net colors (as shown in photo). Extended lead time and special pricing required for custom colors.



A. Super Mini One

#3129

\$7,736

Size: L: 13'2" (4m) W: 11'5" (3.5m) H: 9'10" (3m)
 Use Zone: 22'7" x 24'2" (6.9m x 7.3m)
 Ages: 2 to 5 Capacity: 15 children
 Fall Height: 6' (1.8m)

B. High Stepper Regular

#3173

\$14,635

Size: L: 18'7" (5.7m) W: 18'7" (5.7m) H: 12'10" (3.9m)
 Use Zone: 29'9" x 29'9" (9m x 9m)
 Ages: 5 to 12 Capacity: 35 children
 Fall Height: 6' (1.8m)

C. High Stepper Medium

#3174

\$21,882

Size: L: 32'9" (10m) W: 32'9" (10m) H: 18'8" (5.7m)
 Use Zone: 57' 11" x 57' 11" (17.4m x 17.4m)
 Ages: 5 to 12 Capacity: 60 children
 Fall Height: 7' (2.1m)

D. High Stepper Large

#3178

\$34,289

Size: L: 39'8" (12.1m) W: 39'8" (12.1m) H: 24'7" (7.5m)
 Use Zone: 51'10" x 51'10" (15.8m x 15.8m)
 Ages: 5 to 12 Capacity: 140 children
 Fall Height: 8' (2.4m)

E. High Stepper Mini

#3177

\$11,903

Size: L: 15'7" (4.7m) W: 15'7" (4.7m) H: 10'6" (3.2m)
 Use Zone: 27' x 27' (8.2m x 8.2m)
 Ages: 5 to 12 Capacity: 25 children
 Fall Height: 6' (1.8m)

F. Hexamid Regular

#3185

\$18,110

Size: L: 26'11" (8.2m) D: 26'11" (8.2m) H: 12'10" (3.9m)
 Use Zone: 32'9" x 35'11" (9.9m x 10.9m)
 Ages: 5 to 12 Capacity: 45 children
 Fall Height: 6' (1.8m)

G. KidNetix Link


#90001

\$2,679

Links the High Stepper Regular to a PowerScope play system!

A. Balance Pod Platform

#6068 \$1,196
 ASTM Use Zone: 16'7" x 16'1" (5.1m x 4.9m)
 Recommended Ages: 2 to 5 or 5 to 12
 Fall Height: 4' (1.2m)



2 to 5
PICK

B. Mini Pod Toadstool

#6141 \$230
 ASTM Use Zone: 13'5" x 13'4" (4.1m x 4.1m)
 Recommended Ages: 2 to 5 or 5 to 12
 Fall Height: 4' (1.2m)



2 to 5
PICK

C. Toadstool Seat

#10768 \$385
 ASTM Use Zone: 13'1" (4m) diameter
 Fall Height: 4' (1.2m)
 Recommended Ages: 2 to 5 or 5 to 12
 Available in black rubber only.

D. Caterpillar Crawl Tube

#3310 (with horseshoe supports) \$1,793
 ASTM Use Zone: 14'3" x 20'7" (4.4m x 6.3m)
 Recommended Ages: 2 to 5
 Fall Height: 4' (1.2m)



E. Inchworm Climber

#8665 \$1,530
 ASTM Use Zone: 19'4" x 13'4" (5.9m x 4.1m)
 Recommended Ages: 2 to 5 or 5 to 12

F. 8' Cosmix Climbers

#7064 8' Cosmix \$1,547
 #7066 8' Cosmix Arch \$2,672
 #7068 8' Cosmix Station \$3,796
 ASTM Use Zone: Varies by design
 Recommended Ages: 5 to 12
 Fall Height: 8' (2.4m)



8' Cosmix Arch Climber

G. Rocket Ship

#7075 \$10,688
 ASTM Use Zone: 19'6" x 19'4" (5.9m x 5.9m)
 Recommended Ages: 5 to 12
 Fall Height: 8' (2.4m)


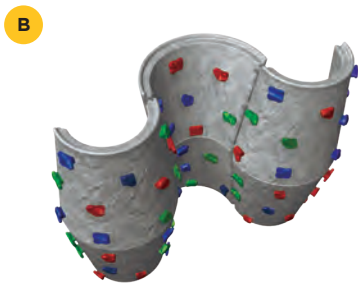
H. Wrinkle Wall Climber

Coming Soon Call for Price
 Recommended Ages: 5 to 12
 Fall Height: 8' (2.4m)



NEW !

⚠ WARNING: Installation over a hard surface such as concrete, asphalt, or packed earth may result in serious injury from falls.



A. Volcano Climber

- #7050 4' (1.2m) Volcano \$3,505
- #7051 6' (1.8m) Volcano \$5,590
- #7052 8' (2.4m) Volcano (Shown) \$7,959

ASTM Use Zone: Varies by design

Features cave-like viewing portals for increased visibility and side ladders leading to a lookout platform. 6' and 8' Volcano Climbers recommended for climbers 5 to 12 years old.

B. Ribbon Wall Climber

- #7053 4' (1.2m) Wall \$3,933
- #7054 8' (2.4m) Wall (Shown) \$7,928

ASTM Use Zone: Varies by design

C. 'S' Wall Climber

- #7055 4' (1.2m) "S" Wall \$2,680
- #7056 8' (2.4m) "S" Wall (Shown) \$5,425

ASTM Use Zone: Varies by design
Recommended Ages: 5 to 12

D. Castle Rock

- #8930 \$18,823

ASTM Use Zone: 24'10" x 26'4" (7.6m x 8m)
Recommended Ages: 5 to 12
Fall Height: 8' (2.4m)

E. Tot Rock

- #8932 \$6,729

ASTM Use Zone: 17'10" x 27'1" (5.4m x 8.3m)
Recommended Ages: 2 to 5
Fall Height: 4' (1.2m)

F. Around the Bend

- #8931 \$15,028

ASTM Use Zone: 27'0" x 27'11" (8.2m x 8.5m)
Recommended Ages: 5 to 12
Fall Height: 8' (2.4m)

Features cave-like viewing portals for visibility.

G. Discover Cave

- #5053 Natural Grips \$3,602
- #5052 Primary Grips (Shown) \$3,565

ASTM Use Zone: 20' 9" x 19' 2" (6.3m x 5.84m)
Recommended Ages: 2 to 5

A fun event for younger children as they climb on the outside and discover fun, tactile elements inside.




A. Rock Step Link

#7071

\$3,353



B



C



B. Spider Web Link

#7089

\$3,292

C. Web Wall Link

#7091

\$2,247

D



E



F



D. Rope Walk Link

#7090

\$2,063

Beige rope only.

E. Lightning Link

#7092

\$800

F. Circle Link

#7093

\$999

G. Vertical Link

#7100

\$642

G



H



I



H. Triad Link

#7101

\$839

I. Quadri Link

#7102

\$1,129

J. RockScape Climbers

#7080 2' Arch

\$1,904

#7081 5'6" Arch

\$7,177

#7082 7'6" Arch

\$12,126

#7083 Stratum

\$3,067

#7084 Bluff

\$2,765

#7085 Crest

\$5,204

#7086 Vertical Rock

\$2,888

#7087 Arch Rock

\$2,952

#7088 Rock Step

\$231

ASTM Use Zone: Varies by design

J



2' Arch

2 to 5 PICK

Items A-J are links that connect to Rockscape climbers, sold separately.



5'6" Arch



7'6" Arch



Stratum



Crest



Bluff



Rock Step




Single Arch Rock



Vertical Rock with Two Arch Rocks

⚠ WARNING: Installation over a hard surface such as concrete, asphalt, or packed earth may result in serious injury from falls.



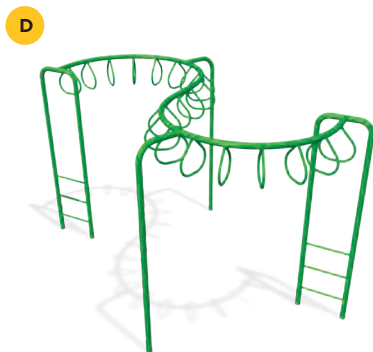
A Two Space Modules with Crawlway



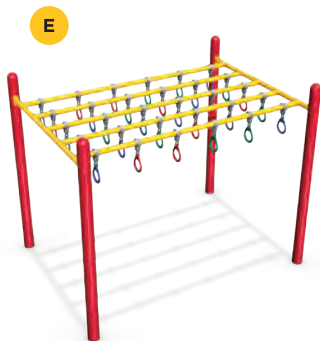
B



C



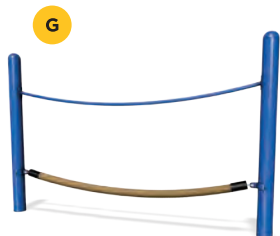
D



E



F



G



H



I



J

A. Space Modules

#618 Space Module \$3,791
 ASTM Use Zone: 17'7" (5.4m) diameter
 #619 Space Crawlway \$1,610
 Recommended Ages: 5 to 12
 Fall Height: 5' (1.5m)

B. Freestanding Upper Body Trainer

#18282 3.5" O.D. uprights \$2,386
 #81701 5" O.D. uprights \$3,118
 Fall Height: 5' (1.5m)
 Recommended Ages: 2 to 5

C. Space Arch

#6510 \$1,088
 ASTM Use Zone: 25'2" x 13'3" (7.7m x 4m)
 Recommended Ages: 5 to 12
 Fall Height: 7' (2.1m)

D. Space Loop Climb

#6415 \$3,057
 ASTM Use Zone: 21'11" x 25'8" (6.7m x 7.8m)
 Recommended Ages: 5 to 12
 Fall Height: 8' (2.8m)

E. Challenge Rings

#6213 \$6,207
 Fall Height: 7' (2.1m)
 Recommended Ages: 5 to 12

F. Climbing Net Walls

#80476 Web Wall (shown) \$2,492
 #80473 Spider Web \$3,488
 ASTM Use Zone: 20'7" x 12'5" (6.3m x 3.8m)
 Fall Height: 5' (1.5m)

G. Rope Walk

#80475 \$2,378
 ASTM Use Zone: 20'7" x 12'5" (6.3m x 3.8m)
 Fall Height: 4' (1.2m)
 Rope available in beige only.

H. Stainless Steel Cargo Net Wall

#81745 Single \$1,722
 #81746 Double (shown) \$2,624
 Fall Height: 6' (1.8m)

I. Walk the Plank

#8672 Rubber surfacing \$1,367
 #8662 Loose Fill \$1,482
 ASTM Use Zone: 22'2" x 14'10" (6.8m x 4.5m)
 Fall Height: 4' (1.2m)

J. Balance Beam

#1313 Graduated \$847
 ASTM Use Zone: 22'8" x 12'11" (6.9m x 3.9m)
 Fall Height: 4' (1.2m)
 Recommended Ages: 2 to 5 or 5 to 12
 #564 Curved (Shown) \$652
 ASTM Use Zone: 21'8" x 13'6" (6.6m x 4.1m)
 Fall Height: 4' (1.2m)
 Recommended Ages: 2 to 5 or 5 to 12
 Recommended Ages: 5 to 12

A. Cruisin' Mates

All Cars include springs

ASTM Use Zone: 14'8" x 16'8" (4.5m x 5.1m)
Recommended Ages: 2 to 5 or 5 to 12

B. Saddle-Mates®

ALL Aluminum Animal Body Only
Choose spring, sold separately.

Recommended Ages: 2 to 5 or 5 to 12
Only available to U.S. customers

C. Stock Car

#8658 Includes springs \$1,151

ASTM Use Zone: 15'2" x 18'0" (4.6m x 5.5m)
Recommended Ages: 2 to 5 or 5 to 12

Also available with optional portable base (#8661) or an optional safety belt (#8659) for use in supervised areas.

D. Early Childhood Spring Riders

#4882 Fire Truck (surface mount) \$748

#4883 Dump Truck (surface mount) \$805

#4880 In-Ground Mount Package \$91

ASTM Use Zone: 14'4" x 13'3" (4.4m x 4m)
Recommended Ages: 2 to 5

Fun, themed spring riders for the youngest players!
Includes spring.

E. Dinosaur Adventure Mates

#6051 Jurassic Green Dinosaur \$769

#6063 Purple Dinosaur \$769

ASTM Use Zone: 18'0" x 14'2" (5.5m x 4.3m)
Recommended Ages: 2 to 5 or 5 to 12

#6065 In-Ground Mount Package w/springs

F. Jumbo Flyer

#6064 Includes springs \$863

Use Zone: 16'10" x 17'8" (5.1m x 5.4m)
Recommended Ages: 2 to 5 or 5 to 12

G. Buck-A-Bout

#243 Two Seat with Rubber Spring \$1,478

ASTM Use Zone: 15'10" x 13'11" (4.8m x 4.2m)
Recommended Ages: 2 to 5 or 5 to 12

Order separately 2 Saddle Seats or 2 Animal Bodies.

#200 Four Seat with Coil Spring \$1,244

ASTM Use Zone: 22'0" x 22'0" (6.7m x 6.7m)
Recommended Ages: 5 to 12

Order separately 4 Saddle Seats or 4 Animal Bodies.
Mini Bike not available for Buck-A-Bouts.

#2313 Aluminum Saddle Seat \$159

#4880 In-Ground Mount Package \$91

A



#6056
Race Car
\$863

#6057
Police Car
\$849



#6059
Taxi
\$834

#6058
Desert
Commando
\$810



#6054
Fire Chiefs
Car
\$822

C



D



F



B



#396 Mini Bike
(not available with
"C" Spring)
\$832

#388 Duck
\$741



#359 Frog
\$960

#360 Swampy
\$936



#391 Stallion
\$840

#283 Whale
\$898



#1900 Clifford
\$1,176

CLIFFORD, CLIFFORD
THE BIG RED DOG
and logos are
trademarks of Norman
Bridwell. All rights
reserved.

Spring Packages

- #4893 "C" Spring In-Ground Mount
- #4890 "C" Spring Surface Mount
- #4891 Coil Spring In Ground Mount
- #4888 Coil Spring Surface Mount
- #4889 Rubber Spring In Ground Mount
- #4892 Rubber Spring Surface Mount


E



G



⚠ WARNING: Installation over a hard surface such as concrete, asphalt, or packed earth may result in serious injury from falls.



A. Sensory Car Wash™

#3253

Call for Price

ASTM Use Zone: 21' x 26' (6.4m x 7.9m)

Recommended Ages: 2 to 5 or 5 to 12

Fall Height: 7' (2.1m)

B. Sensory Waterspout™

#3261

Call for Price

ASTM Use Zone: 31' x 31' (9.5m x 9.5m)

Recommended Ages: 2 to 5 or 5 to 12

Fall Height: 7' (2.1m)

C. Sensory Whirlpool™

#3260

Call for Price


ASTM Use Zone: 28' x 27' (8.5m x 8.2m)

Recommended Ages: 2 to 5 or 5 to 12

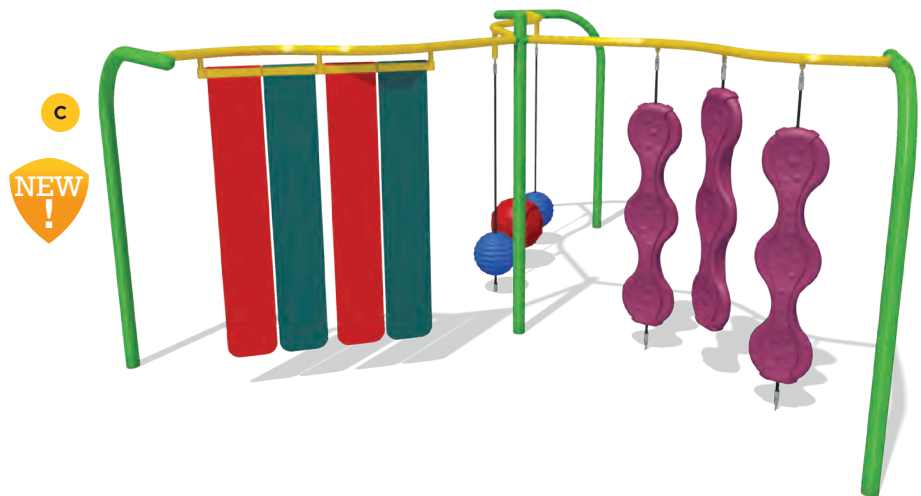
Fall Height: 7' (2.1m)



INCLUSIVE BENEFIT

 Sensory Stations™ provide a well-defined area for children to seek out multi-sensory experiences through tactile, auditory, visual, and movement experiences.

- Soft, colorful and whimsical materials provide a sequence of multisensory experiences
- Non-tethered suspended elements provide proprioceptive experiences for children to develop motor control and planning, and include auditory response when moved
- Visually appealing elements apply gentle pressure as children pass through
- Open ended play allows children to enter and exit the structure from any point and create unlimited ways to explore and discover



A. Rainbow Arch

#3087 \$1,552

Recommended Ages: 2 to 5 or 5 to 12



B. Backhoe Diggers

#6197 Backhoe Digger (shown) \$878

#6198 Accessible Backhoe Digger \$867

Recommended Ages: 2 to 5 or 5 to 12

Seat available in aluminum only.




C. Steering Wheels

#3358 Steering Wheel \$383

#6225 Ship's Wheel \$755

ASTM Use Zone: 12'8" x 13'1" (3.9m x 4m)



D. Elevated Sandbox or Planter

#9835 \$1,239

Height: 2'6" (0.8m)

Recommended Ages: 2 to 5 or 5 to 12

Created to accommodate children of all abilities, it also doubles as a planter for raised educational gardens. Cover sold separately.



E. Shadow Play Flower

#6238 \$4,252

Recommended Ages: 5 to 12

Vibrant acrylic panels are attached to a rotating upright, 12 feet above the ground. As a user turns the handle near the base of the upright, the panels rotate, casting a rainbow of colors below.



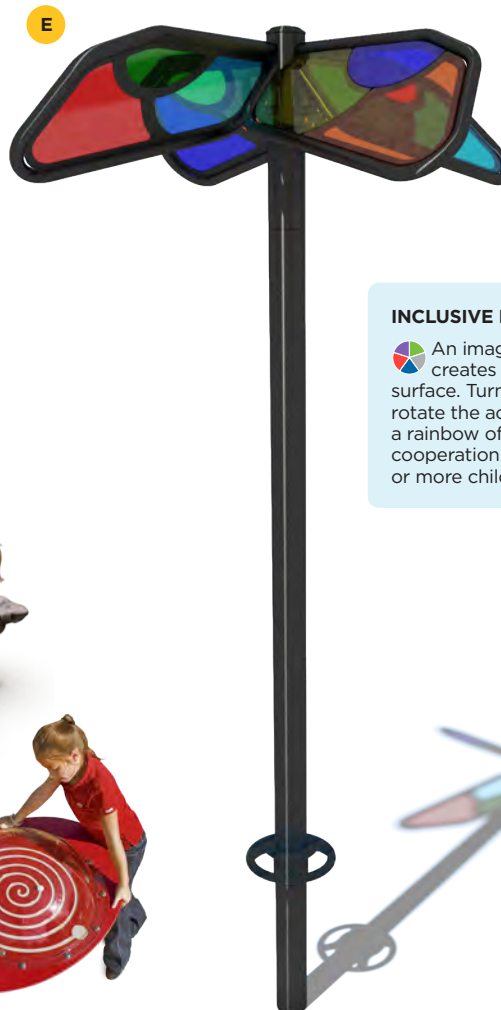
F. Fossil Find Sand Table

#38103 \$4,039

Height: 2'6" (0.8m)

Recommended Ages: 2 to 5 or 5 to 12

Fill this GFRC table with sand and children can sift and dig to uncover the beautifully detailed fossils sculpted inside of the table. Accessible to children and adults in mobility devices.



G. Spiral Game Table

#7035 Spiral Game \$1,623

Recommended Ages: 2 to 5 or 5 to 12

A great game for 2 or more players, tilt the table top and guide the marble through the maze!



INCLUSIVE BENEFIT
An imaginative, inclusive activity that creates colorful shadows on the play surface. Turn the ground-level handle to rotate the acrylic panels above, casting a rainbow of colors below. Encourages cooperation and works even better when two or more children are required to drive action.



⚠ WARNING: Installation over a hard surface such as concrete, asphalt, or packed earth may result in serious injury from falls.



A. Triple Slide

#7118

\$9,101

ASTM Use Zone: 26'10" x 30' (8.2m x 9.1m)
Platform/Fall Height: 5' (1.6m)
Recommended Ages: 5 to 12



B. BigFoot® Slide

#81713

\$9,656

ASTM Use Zone: 28'9" x 20'1" (8.8m x 6.1m)
Platform/Fall Height: 6' (1.8m)
Recommended Ages: 5 to 12

Also available in CSA version



C. Dragon Slide

#81722

\$9,290

ASTM Use Zone: 29' x 17'10" (8.8 x 5.4m)
Platform/Fall Height: 4' (1.2m)
Recommended Ages: 2 to 5 or 5 to 12

Dragon available in Green, Blue, Purple and Deep Granite.



D. LittleFoot Slide

#18294

\$3,802

ASTM Use Zone: 15'4" x 21'9" (4.7m x 6.6m)
Platform/Fall Height: 4' (1.2m)
Recommended Ages: 2 to 5

Patented design for preschool ages and abilities. Also available in CSA version



E. 4' Zip Slide®

#18393

\$4,049

ASTM Use Zone: 23'1" x 15'4" (7m x 4.7m)
Platform/Fall Height: 4' (1.2m)
Recommended Ages: 2 to 5 or 5 to 12

F. F5® Spiral Slide

#81733

\$6,343

ASTM Use Zone: 22'7" x 17'7" (6.9m x 5.4m)
Platform/Fall Height: 6' (1.8m)
Recommended Ages: 5 to 12

G. One-Piece Stainless Steel Spiral Slide

#81729

\$21,980

ASTM Use Zone: 24'2" x 19'1" (7.4m x 5.8m)
Platform/Fall Height: 7' (2.1m)
Recommended Ages: 5 to 12

H. Stainless Steel Straight Chuter

#8681 6' (1.8m)

\$5,842

ASTM Use Zone: 28'8" x 15'4" (8.7m x 4.7m)

#8682 8' (2.4m) (Shown)

\$7,221

ASTM Use Zone: 35'1" x 15'4" (10.7m x 4.7m)
Recommended Ages: 5 to 12



A. 3' Rumble & Roll Zip Slide

#18392

\$4,110

ASTM Use Zone: 21'2" x 16'1" (6.5m x 4.9m)

Platform/Fall Height: 3' (0.9m)

Recommended Ages: 2 to 5 or 5 to 12

Two different wavy bedways.



B. 8' Zip Slide

#81738 without Gizmos

\$6,645

#81739 with Gizmos (shown)

\$7,303

ASTM Use Zone: 33'4" x 16'6" (10.2m x 5m)

Platform/Fall Height: 8' (2.4m)

Recommended Ages: 5 to 12



C. 7' Double Wave® Zip Slide

#81744

\$7,142

ASTM Use Zone: 30'5" x 16'6" (9.3m x 5m)

Platform/Fall Height: 7' (2.1m)

Recommended Ages: 5 to 12

Two identical wavy bedways.



D. Xscape Slide

#26126 6' (1.8m) HDPE insert

\$7,475

#26128 6' (1.8m) steel insert (shown)

\$7,029

ASTM Use Zone: 26'4" x 17'11" (8m x 5.5m)

#26127 8' (2.4m) HDPE insert

\$8,889

#26129 8' (2.4m) steel insert

\$8,442

ASTM Use Zone: 29'8" x 17'11" (9m x 5.5m)

Recommended Ages: 5 to 12

Available with stainless steel or HDPE insert and bedway. Can also be functionally linked to an Xscape 5 to 12 system.



⚠ WARNING: Installation over a hard surface such as concrete, asphalt, or packed earth may result in serious injury from falls.

National Recognition for Your Community



Join our national initiative to build a network of communities promoting active families and community connectivity through the development of playful pathway networks. Qualifying as a National Demonstration Site communicates to others that your project planning through implementation has followed best practice guidelines. Additional benefits can be tailored to support your individual project and to promote your leadership nationally for others to replicate. Learn more at gametime.com/nds



BLAZE

a trail for PLAY



Attract more children and families to trails, greenways and shared-use pathway networks! Play Trails products are uniquely designed around nature themes like insects, plants and animals to promote environmental literacy. Play pockets are spaced along a trail to create destinations along the way to promote physical activity, engagement with nature and family fun.

Forest Creatures: Cul-de-sac Trail



Play pocket 1: Welcome
Welcome Sign (1)



Play pocket 2: Tree Dwellers
Log Crawl Thru (3)
Animal Trackers, River (1)
Tree Dwellers Sign (1)



Play pocket 5: Cross trail
Talking Stump (1)



Play pocket 3: Leaves
Spinning Leaf Seat (2)
Vine Climbers (3 high, 4 low)
Leaves Fun Facts Sign (1)



Play pocket 7: Mushrooms
Spinning Mushroom (1)
Small Mushroom (6)
Mushroom Table and Chairs
(3 Large, 9 Small)
Mushroom Fun Facts Sign (1)



Play pocket 4: Trees
Tree Stumps (5)
Talking Stump (1)
Animal Trackers, Forest (1)



Play pocket 6: Trees
Climbing Forest (4 low, 3 high)
Tree Fun Facts Sign (1)




Developed in
partnership with



Supported by Research

Pathways for Play is an educational resource designed to encourage play in nature by creating playful outdoor routes of travel for children to explore. Research suggests these playful pathways attract more children and families to trail networks, and increase frequency and duration of stay. Developed by PlayCore, in partnership with the Natural Learning Initiative, College of Design, NC State University, the Pathways for Play Guidebook provides best practices for infusing play into pathway networks to encourage active lifestyles for children, families and communities. Learn more at playcore.com/pathwaysforplay.





A. Rockin' Robin

#38020

\$2,988

ASTM Use Zone: 16' x 16' (4.9m x 4.9m)
Recommended Ages: 2 to 5 or 5 to 12
Fall Height: 5' (1.5m)

B. Whirlin' Robin

#38205

\$3,756


ASTM Use Zone: 17' x 17' (5.2m x 5.2m)
Recommended Ages: 2 to 5 or 5 to 12
Fall Height: 5' (1.5m)

C. Telescope

#7038

\$1,002

ASTM Use Zone: 13' x 12' (4m x 3.7m)
Recommended Ages: 2 to 5 or 5 to 12
4 x 32 magnification allows children to see nature around them.



D. Caterpillar

#38044

\$7,883

ASTM Use Zone: 15'11"x29'8" (4.9x9.1m)
Recommended Ages: 5 to 12
Fall Height: 6' (1.8m)

E. Chrysalis Spinner

#38045

\$3,840

ASTM Use Zone: 23'3"x25' (7x7.5m)
Recommended Ages: 2 to 5 or 5 to 12
Fall Height: 4' (1.2m)



F. Butterfly Net

#38003

\$12,842

ASTM Use Zone: 24'8" x 23'7" (7.5m x 7.2m)
Recommended Ages: 5 to 12
Fall Height: 4' (1.2m)

Net available in red only.

G. Bird Fun Facts Sign

#38059

\$861

H. Butterfly Fun Facts Sign

#38021

\$861



A. Honeycomb

#38007 (3 cell) \$3,269

ASTM Use Zone: 20' x 18' (6.1m x 5.5m)
Recommended Ages: 2 to 5
Fall Height: 4' (1.2m)

#38008 (6 cell -shown) \$6,536

ASTM Use Zone: 20' x 20' (6.1m x 6.1m)
Recommended Ages: 5 to 12
Fall Height: 7' (1.4m)



B. Flower Talk Tube

#38018 \$598

ASTM Use Zone: Varies by design
Recommended Ages: 2 to 5 or 5 to 12

Price is for one talk tube, order in sets of two.



C. Bee Stepping Stones

#38108 \$111

Sold individually. Not for use inside play area.



D. Flowers

Glass Fiber Reinforced Concrete


#38222 Red Petals \$459

#38221 Blue Petals \$459

#38220 Yellow Petals \$459

ASTM Use Zone: Varies by design
Recommended Ages: 2 to 5 or 5 to 12

Price shown is for one flower



E



E. Bees Glass Fiber Reinforced Concrete

#38106 Bee on Flower (not shown) \$4,493

#38216 Bee with Legs (surface mount) \$2,287

ASTM Use Zone: Varies by design
Recommended Ages: 2 to 5 or 5 to 12
Fall Height: 4' (1.2m)

F



F. Spinning Mushroom

#38012 Spinning Mushroom (red) \$4,628

#38013 Spinning Mushroom (green) \$4,628

#38014 Spinning Mushroom (brown) \$4,628

ASTM Use Zone: 20' x 20' (6.1m x 6.1m)
Recommended Ages: 5 to 12
Fall Height: 7' (2.1m)

G



G. Mushrooms Glass Fiber Reinforced Concrete

#38109 Large Red - 40 1/2" high \$545

#38219 Large Brown - 40 1/2" high \$545

ASTM Use Zone: 15'2" x 15'4" (4.6m x 4.7m)

Recommended Ages: 2 to 5 or 5 to 12

Fall Height: 4' (1.2m)

#38110 Small Red - 27 3/4" high \$459

#38218 Small Brown - 27 3/4" high \$459

ASTM Use Zone: 13'4" x 13'3" (4.1m x 4m)

Recommended Ages: 2 to 5 or 5 to 12

Fall Height: 4' (1.2m)

Each mushroom sold separately.

H



I



H. Bee Fun Facts Sign


#38023 \$861

I. Mushroom Fun Facts Sign

#38051 \$861



A



B

A. Ant Hill

Glass Fiber Reinforced Concrete
 #38100 \$9,088
 ASTM Use Zone: 17'3" x 17'2" (5.3m x 5.2m)
 Recommended Ages: 2 to 5 or 5 to 12
 Fall Height: 5' (1.5m)

B. Ants

Glass Fiber Reinforced Concrete
 #38101 Ant on Leaf \$3,227
 #38207 Ant with Legs (shown) \$2,287
 ASTM Use Zone: Varies by design
 Recommended Ages: 2 to 5 or 5 to 12
 Fall Height: 4' (1.2m)



C

C. Ant Stepping Stones


#38104 \$110
 Sold individually. Not for use in play area

D. Inclined Web Crawler

#38001 \$7,565
 ASTM Use Zone: 22' x 20' (6.7m x 6.1m)
 Recommended Ages: 2 to 5 or 5 to 12
 Fall Height: 6' (1.8m)
 Features red net only..



D



E

E. Spider Stepping Stones

#38114 \$110
 Sold individually. Not for use in play area

F. The Spider

#38002 \$7,748
 ASTM Use Zone: 24'11" x 21'7" (7.6m x 6.6m)
 Recommended Ages: 5 to 12
 Fall Height: 6' (1.8m)
 Black body net with red circle and red "silk" only.



G

G. Spider Spinner

#38030 Spider Spinner (straight) \$665
 #38056 Spider Spinner (tilted) \$665
 ASTM Use Zone: 13'4" x 13'5" (4.1m x 4.1m)
 Recommended Ages: 5 to 12
 Fall Height: 4' (1.2m)

H. Ant Fun Facts Sign

#38022 \$861

I. Spider Fun Facts Sign

#38026 \$861



F



H



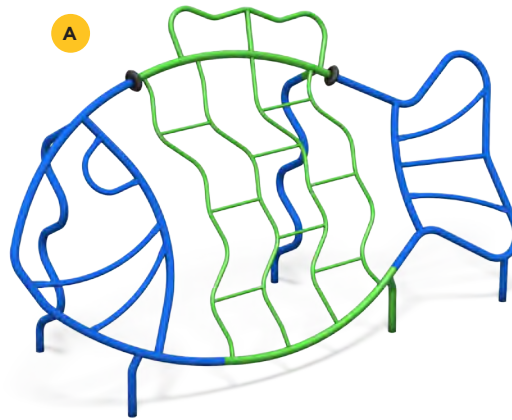
I

A. Clown Fish Climber

#38224 \$3,712

ASTM Use Zone: 17' x 26'11" (5.2m x 8.2m)
Recommended Ages: 5 to 12
Fall Height: 8' (2.4m)

Available in any combination of our metal colors.



B. Frog Climber

#38004 \$11,392

ASTM Use Zone: 19'11" x 22'9" (6.1m x 6.9m)
Recommended Ages: 2 to 5 or 5 to 12
Fall Height: 5' (1.5m)

Green net body and red net "tongue" only.



C. The Dragonfly

#38000 \$4,579

ASTM Use Zone: 18'3" x 21" (5.6m x 6.4m)
Recommended Ages: 2 to 5 or 5 to 12
Fall Height: 4' (1.2)

D. Turtle Spinner

#38029 \$650

ASTM Use Zone: 13'4" x 13'4" (4.1m x 4.1m)
Recommended Ages: 5 to 12
Fall Height: 4' (1.2m)

E. Cattail Spinner

#38208 \$2,213

ASTM Use Zone: 13'4" x 13'4" (4.1m x 4.1m)
Recommended Ages: 2 to 5 or 5 to 12
Fall Height: 4' (1.2m)

F. Pond Fun Facts Sign

#38024 \$861



A



A. Tree Swing

Glass Fiber Reinforced Concrete

#38115

\$6,034

ASTM Use Zone: 24' x 31' (7.3m x 9.5m)

Recommended Ages: 5 to 12

Fall Height: 8' (2.4m)

Swing seats sold separately.

B



B. Log Crawl Thru

Glass Fiber Reinforced Concrete

#38112

\$5,159

ASTM Use Zone: 15'3" x 18'9" (4.6m x 5.7m)

Recommended Ages: 2 to 5 or 5 to 12

Fall Height: 4' (1.2m) Length: 6' (1.8m)

C. Vine Climbers

#38010 Vine Climber Low

\$1,512

#38011 Vine Climber High

\$2,729

ASTM Use Zone: Varies by design

Recommended Ages: 5 to 12

Fall Height: Varies by design

Each sold separately.

C



D. Spinning Leaf Seat

#38009 Spinning Leaf Seat (straight)

\$667

#38055 Spinning Leaf Seat (tilted)

\$667

ASTM Use Zone: 13'8" x 13'9" (4.2m x 4.2m)

Recommended Ages: 5 to 12

Fall Height: 4' (1.2m)

D



E. Sound Panels

#38053 Animal Trackers-Forest

\$1,803

Gray Wolf, Black Bear, Raccoon, Mountain Lion

#38052 Animal Trackers-River

\$1,993

Alligator, Grizzly Bear, Bald Eagle, River Otter

#38066 Sounds of Water

\$2,097

Rain, Waterfall, Creek, Splashing

F. Leaves Fun Facts Sign

#38050

\$861

G. Tree Dwellers Fun Facts Sign

#38025

\$861

E



Animal Trackers - River

F



G



A. Talking Stump

Glass Fiber Reinforced Concrete

#38113 \$1,759

Talk into one and your voice is heard in the other!
Each sold separately.



B. Tree Climbers

#38019 Small Tree \$2,344

ASTM Use Zone: 14'4" x 14'9" (4.4m x 4.5m)
Recommended Ages: 5 to 12
Fall Height: 5' (1.5m)

#38031 Large Tree \$2,630

ASTM Use Zone: 14'4" x 14'9" (4.4m x 4.5m)
Recommended Ages: 5 to 12
Fall Height: 6' (1.8m)

Each climber sold separately.



C. Tree Stump Table

Glass Fiber Reinforced Concrete

#38223 \$650

ASTM Use Zone: 13'4" x 13'6" (4.1m x 4.1m)
Recommended Ages: 2 to 5 or 5 to 12
Fall Height: 4' (1.2m)

Tree Stump seats sold separately.



D. Tree Stump

Glass Fiber Reinforced Concrete

#38111 \$576

ASTM Use Zone: 13'4" x 13'6" (4.1m x 4.1m)
Recommended Ages: 2 to 5 or 5 to 12
Fall Height: 4' (1.2m)

Price shown is for one tree stump.

E. Forked Log Balance Beam

Glass Fiber Reinforced Concrete

#38233 \$3,058

ASTM Use Zone: 20' x 16" (6.1m x 4.9m)
Recommended Ages: 2 to 5 or 5 to 12

F. Log Balance Beam

Glass Fiber Reinforced Concrete


#38230 \$2,126

ASTM Use Zone: 20'1" x 12'9" (6.1m x 3.9m)
Recommended Ages: 2 to 5 or 5 to 12

G. Trees Fun Facts Sign

#38049 \$861



A**A. RockScape Climbers**

| | |
|-----------------|----------|
| #7080 2' Arch | \$1,904 |
| #7081 5'6" Arch | \$7,177 |
| #7082 7'6" Arch | \$12,126 |
| #7083 Stratum | \$3,067 |
| #7084 Bluff | \$2,765 |
| #7085 Crest | \$5,024 |
| #7087 Arch Rock | \$2,952 |
| #7088 Rock Step | \$231 |

ASTM Use Zone: Varies by design
 Recommended Ages: 2 to 5 or 5 to 12.

B. Fossil Find Sand Table

| | |
|--------|---------|
| #38103 | \$4,039 |
|--------|---------|

Recommended Ages: 2 to 5 or 5 to 12

Accessible to children and adults in mobility devices.

B**C. Mountain Rocks**

| | |
|--------------------------------|---------|
| #38225 Hopper Rock (not shown) | \$746 |
| #38226 Dome Boulder | \$2,647 |
| #38227 Square Boulder | \$2,997 |
| #38228 Plateau Boulder | \$2,878 |
| #38229 Pinnacle Boulder | \$4,221 |

Recommended Ages: 2 to 5 or 5 to 12

D. Log Balance Beam

| | |
|-------------------------------------|---------|
| #38230 (Two shown, sold separately) | \$2,126 |
|-------------------------------------|---------|

Recommended Ages: 2 to 5 or 5 to 12

E. Rock Fun Facts Sign

| | |
|--------|-------|
| #38062 | \$861 |
|--------|-------|

C

Pinnacle Boulder



Square Boulder



Dome Boulder

**D**

Plateau Boulder

**E**

A. Nature Bench

#38043 \$1,453

B. Receptacles

#38211 Bug \$994
 #38210 Leaf \$987
 #38209 Pond Life \$1,014

Receptacle lids available in black only. 32 gallons

C. Benches

#38214 Bug \$715
 #38213 Leaf \$715
 #38212 Pond \$719
 #38231 Split Log (GFRC) \$1,918

Create a comfortable place to rest along the trail.

D. Story Teller's Chair

#38232 \$2,383

ASTM Use Zone: 14'4" x 14'9" (4.4m x 4.5m)
 Recommended Ages: 2 to 5 or 5 to 12
 Fall Height: 4' (1.2m)

E. Way Find Sign

#38028 \$153

For use along the trail to indicate location of a Play Pocket that's hidden from view.

F. Nature Bike Rack

#38054 Standard \$329
 #38065 Large \$428

G. Bugs Fun Facts Sign

#38063 \$861

H. Habitats Fun Facts Sign

#38060 \$861

I. Other Signs

#38027 Welcome Sign \$861
 #38064 Custom Trail Map Sign \$1,459*

*Camera-ready artwork must be provided at time of order or additional charges apply.



Download more activities for the Play Trail at gametime.com/playtrails. We have fun activity booklets available to print and bring to the trail to make your visit a family-friendly learning experience.





INCLUSIVE BENEFIT

Freestanding shade structures can help keep your entire play area cool and comfortable.

See page 154 for options.

ACCENT

where you

PLAY

GTShade™

Complete your playground project with shade and site amenities that are engineered to match the quality and style of your playground. Choose from seats and picnic tables, freestanding shade structures and surfacing options that fit your project, space and budget.

Seating & Amenities

Create seating areas with benches that match the style of your play system, add litter receptacles to keep the play area clean or provide picnic tables for families to rest and relax during play. All of our amenities are constructed of the same durable materials as our play structures and offer the industry's leading warranty.

Shade

Freestanding shade structures allow you to provide full or partial shade on your playground, resulting in a cooler play area that encourages children to play longer. Our shade structures block up to 97% of harmful UV rays.

Surfacing

Choosing the right safety surfacing is critical to the success of your project. GameTime provides affordable options like Engineered Wood Fiber, accessible surfaces like Poured Rubber or Recycled Rubber Tiles and Synthetic Turf to give your playground a natural look. All of our surfacing options meet or exceed the standards for playground safety and fall attenuation.





Recycled plastic "lumber" matches our PowerScape and PrimeTime Timbers play systems.



A. Timbers Straight Leg Bench

#M1820 \$535

Recycled plastic lumber slats match your PowerScape or PrimeTime Timbers play system

B. Timbers Portable Bench

#M1821 \$582

Recycled plastic lumber complements your PowerScape or PrimeTime Timbers play system

C. Old Forge® Seat

#UF2106 6' (1.8m) Seat \$1,018

Beautiful design complements historic settings.

D. Bristol® Seat

#UF8106 6' Seat (1.8m) \$1,505

A contemporary design with wood accents.

E. Arlington® Seat

#UF9206 6' Seat (1.8m) \$1,036

Concave seat provides a comfortable seating option.

F. Gulfport® Seat

#UF4756 6' Seat (1.8m) Surface Mounted \$1,120

Open weave design to promote comfort and air circulation.

G. Tuffclad Seats (Without Back)

#28002 6' (1.8m) Portable (Shown) \$310

Seats and benches include heavy-duty 2-3/8" galvanized tube frames with 1-1/16" stretcher pipes and 1/8" thick steel attachment straps. 6' and 8' lengths available portable, in-ground or surface mounted.

H. Playground Pets

#28043 Elephant Bench-Surface Mount \$715

#28045 Gorilla Bench-Surface Mount \$830

Available in-ground or surface mounted.



Create comfortable seating areas to encourage longer periods of play.



A. Waterfall Bench with Back

#3222

Call for Price

Unique tactile experience molded into the soft-touch surface of the contoured seat and back.

B. Waterfall Bench

#3221

Call for Price

Playful, tactile seating experience with soft-touch contoured seat.

C. Water Drop Bench

#3246

Call for Price

Twin contoured benches with Droplets provide a comfortable, therapeutic gathering spot.

D. Water Drop Seats


#3220 18" Water Drop Seat

Call for Price


#4674 14" Water Drop Seat

Call for Price


Comfy seats are coated with soft touch material and provide a playful, sensory experience.



INCLUSIVE BENEFIT

 Our new Sensory Seating™ provides a unique tactile experience, creates a cozy place for people to gather, offers passive areas for children to observe and understand the play activity prior to participating, and helps draw them into active play.





A. Escalante® Bench

#UF1547 6' Bench (1.8m) In-ground \$1,413

Available with or without armrest as surface mount or in-ground mount.

B. Arlington® Bench

#UF9116 6' Bench with Center Arm (1.8m) \$2,199

C. Gulfport® Bench

#UF4556 6' Bench (1.8m) Surface Mounted \$1,732

Available in-ground or surface mount with or without armrests.

D. Bristol® Bench

#UF8006 6' Bench (1.8m) \$2,105

E. Old Forge® Bench

#UF1996 6' (1.8m) With Armrests \$1,309

F. Tuffclad Benches

#28008 6' (1.8m) Portable \$568

#28009 6' (1.8m) In-Ground (Shown) \$540

10" (25cm) deep seat and backrest. 6' and 8' lengths available portable, in-ground or surface mounted.

G. Sedona® Bench

#UF3648 8' Bench (2.4m) In-ground \$1,803

Benches and seats also available surface mount.

H. Music Bench (2 3/8" frames)

#28051 6' (1.8m) In-ground (shown) \$623

Features musical notes to "Hot Cross Buns." Available portable, in-ground or surface mounted.

I. Angle Leg Park Bench

#2132 6' (1.8m) Aluminum/Galvanized \$399

6' and 8' lengths available with in-ground mount and galvanized steel or powder coated frames. Choose aluminum, Douglas Fir, or redwood slats. Frames can be ordered separately for any length top.

J. Straight Leg Park Bench

#P4067 8' (2.4m) Powder Coated /Douglas Fir \$474

6' and 8' lengths available with in-ground mount and galvanized steel or powder coated frames. Choose aluminum, Douglas Fir or redwood slats. Frames can be ordered separately for any length top.

K. Two Leg Portable Bench

#PR4056 6' (1.8m) Redwood (Shown) \$785

6' and 8' lengths available as surface and galvanized steel or powder coated frames. Choose aluminum, southern yellow pine or redwood slats. Frames can be ordered separately for any length top.

L. Sway Bench

#28028 \$1,334

Includes 3-1/2" diameter support posts and punched steel swing seat. This product is not designed for use in children's play areas.

A. Heavy-Duty Picnic Tables

#P796 6' (1.8m) Powder Coated (Shown) \$1,110

#P766 6' (1.8m) Wooden Table \$656

Frame is constructed of 2-3/8" galvanized steel pipe. Accessible table top extends 12" beyond bench seats. Available in galvanized steel or powder coated finish with aluminum or southern yellow pine slats. Frames can be ordered separately for any length top.



Heavy Duty table with Powder Coated frame and aluminum slats



Standard table with Powder Coated frame and Southern Yellow Pine slats

B. Standard Picnic Tables

#677 6' (1.8m) Aluminum/Galvanized \$989

#P592 6' (1.8m) Pine/Powder-coated \$617

Frame is constructed of 1-5/8" galvanized steel pipe. Accessible table top extends 12" beyond bench seats. Available in galvanized steel or powder coated finish with aluminum or southern yellow pine slats. Frames can be ordered separately for any length top.



C. Standard Picnic Table (1-5/8" frames)

#28030 6' (1.8m) \$1,047

D. Heavy Duty Picnic Table (2-3/8" frames)

#28014 6' (1.8m) (Shown) \$1,168

Available with heavy-duty 2-3/8" galvanized tube frames or standard 1-5/8" galvanized tube frames with 1-1/16" galvanized tube diagonal braces and 1/8" thick attachment straps.

Matches our playground deck colors!

E. Food Court Table (1-5/8" frames only)

#28017 46" (1.2m) (Shown) \$1,392

Frames made of 1-5/8" galvanized steel tubing. Features center hole for umbrella (not provided). **ADA option available.**



ADA Accessible option



F. Single Pedestal Table

#28021 46" (1.2m) Surface Mounted (Shown) \$1,641

Includes heavy-duty 3/16" thick center support, 4" square post with 3" square seat supports and 2" square seat braces. Available in-ground or surface mounted. **ADA option available.**

G. Preschool Picnic Table (1-5/8" frames)

#28001 6' (1.8m) (Shown) \$978

Includes 1-5/8" galvanized tube frames with 1-1/16" galvanized tube diagonal braces. 11-1/8" bench height. Ideal for 2-5 year olds.

H. Nature Discovery Table

#6144 \$1,458

Features tactile raised designs that illustrate nature, life stages of frogs, butterflies, and native plants and animals. The table includes an activity guide.




Nature Discovery Table comes with activity guide.



A



Matches our PowerScape and PrimeTime Timbers play systems.



B



A. Timbers Trash Receptacle (Portable)

#M1818

\$730

Recycled plastic lumber slats match your PowerScape or PrimeTime Timbers play system.

B. Arlington® Receptacle

#UL9310 Receptacle 24" x 30" (61cm x 76cm) \$1,275

Receptacle includes durable refuse container and flat 18-gauge galvanized steel receptacle cover. Available in 32 or 40 gallon drum size.

C



C. Litter Receptacles

#28024 Dome Cover, In-ground (Shown) \$933

#28026 Flat Cover, In-ground (Shown) \$627

Receptacle lids available in black only. 32 gallon. Available in-ground or surface mounted.

D



D. Gulfport® Receptacle

#UL4917 Receptacle 24" x 36" (.6m x .9m) \$1,230

Receptacles include durable refuse container available in 32, 40 or 67 gallon drum size

E



E. Bristol® Receptacle

#UL8250 Receptacle 24" x 30" (.6m x .8m) \$2,474

Receptacles include durable refuse container in 32 or 40 gallon drum size.

F



F. Rustic Litter Receptacle

#8728 Deluxe Portable \$388

#R4732 Rustic Portable, 20 gallon \$466

Rugged frame with two horizontal steel rings and redwood slats. Available permanent or portable. Accepts standard 20 or 32 gallon. (75.7 or 121.1 L) liner and lids (not included).

G



G. Earleville® Receptacle

#UL8750 Receptacle 24" x 30" (61cm x 76cm) \$2,286

Receptacle includes durable fiberglass refuse container. Available in 32 or 40 gallon drum size.

H



H. Sedona® Receptacle

#UL3911 Receptacle 24" x 30" (61cm x 76cm) \$1,215

Receptacle available in 32, 40 or 67 gallon drum size.

A. Heavy-Duty Bike Racks


#707 Permanent 8 Bikes 5' wide (Shown) \$302

Available permanent or portable. 8', 10', 20', 30' lengths can accommodate from 8 to 54 bikes.

A



B



B. Loop Bike Racks

#F7700 Surface Mount 9 Bikes (Shown) \$334

Available in-ground or surface mount. 3', 5', 7' lengths can accommodate from 5 to 9 bikes.

C. Park Grills

#49 Family Sized Grill \$600

#60 Deluxe Waist-Hi® Stove \$276

#51 Standard Stove \$217

Heavy-duty, rust-resistant galvanized steel. Permanent installation, allowing for 360 degree rotation for proper draft control. Includes chained, three-position adjustable grates.

#106149 Ash Pan Replacement Kit \$76

Fits #49 Family Sized Grill and #60 Deluxe Waist-Hi Stove.

C



Family Sized Grill



Deluxe Waist-Hi® Stove



Standard Stove

Add Bike Racks, grills and more to enhance your play and recreation space.

D. Bollard

#8356 Two Loops Surface Mount (Shown) \$169

3' in height, 5" O.D. galvanized steel pipe powder-coated in choice of colors. Available with or without loops, surface mount or in-ground mount.

D



E. Vine Trellis

#1892 \$2,189

Add your own vine plantings and grow a lush canopy entrance. 97" wide at base. Not intended for play area

E

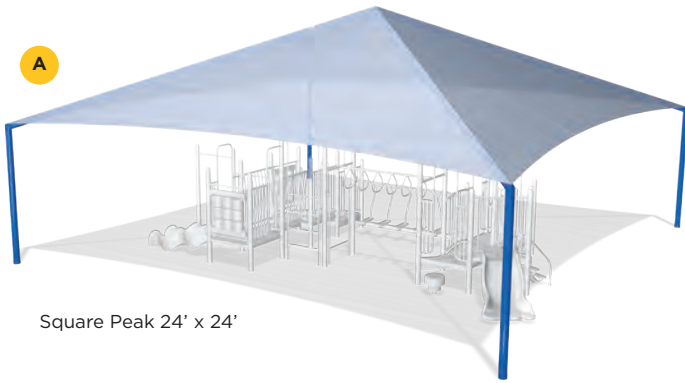


Custom Bike Racks by



DERO
A PLAYCORE Company

Learn more at gametime.com/dero.



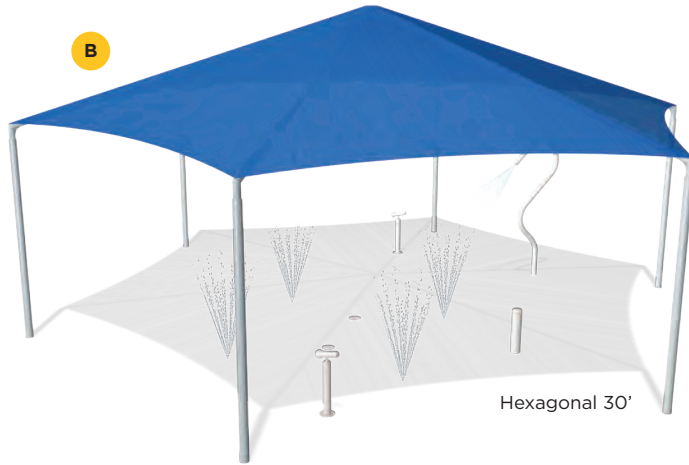
Square Peak 24' x 24'

A. Square Peaked

Square peaked shades are a great choice when the shape enhances or matches the design and roof line of existing buildings.

B. Hexagonal

Hexagons are used when the conventional structures are not sufficient to cover the desired area. The shape of the hexagonal structure allows you to cover the desired area without disrupting existing obstructions, such as plants, fences, or poles. These shapes are also used when they enhance existing structures and design.



Hexagonal 30'

C. Waves

Waves are designed for ground level play components or small play structures for preschool children. Because of the angled fabric, this shade can be positioned to block the maximum amount of the sun's rays.

D. Cantilevered

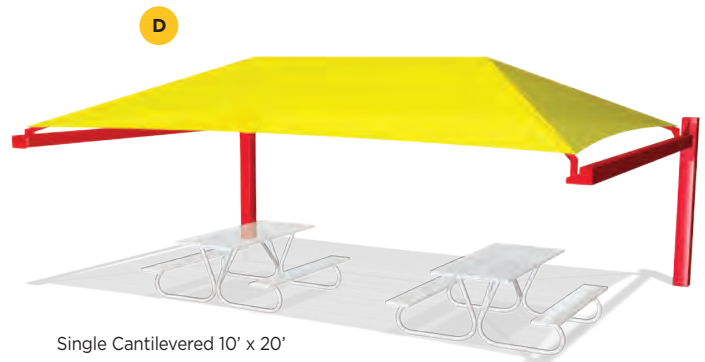
A cantilever is used as a structural element projecting from vertical supports. Our uniquely designed cantilever structures are used to provide shade over any area where only one side can be attached to the ground.

E. Rectangular Hip

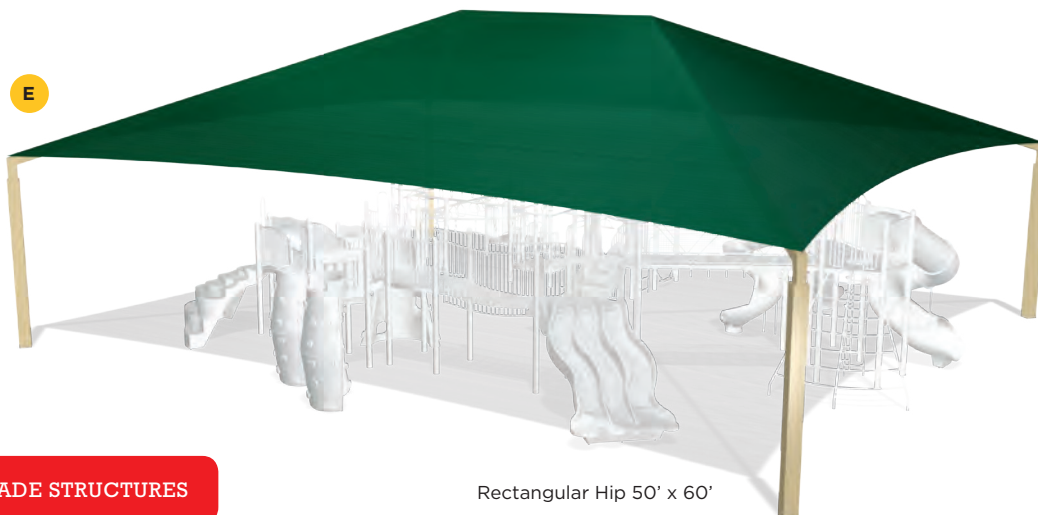
The rectangular hip structure is one of our most popular options as it is well suited to the shape of most playground designs. It is often used to complement the design of surrounding roof and building designs.



Wave 20' x 20'



Single Cantilevered 10' x 20'



Rectangular Hip 50' x 60'

A. Pyramid

Our single post pyramid is the perfect solution to provide shade over small areas where footing space is limited but shade is essential.

B. Sails

Sails are unique designs that will add drama and excitement to any area. Because of their distinctive shape, they are a great choice whenever you want to attract attention or make a statement. Ideal for play structures, as well as picnic or resting areas.

Our shade structures block up to 97% of harmful rays.

A



Single Post Pyramid 12' x 12'

B



Sail 30' x 30'



A



Standard Colors



Premium Colors



GTIMPAX™

Impact Absorbent Accessible Surfacing

A. Poured in Place Recycled Rubber

- One of the most accessible options available
- Superior fall attenuation
- Lower maintenance requirements
- Supreme version with longer warranty and smaller granules for a tighter finished surface also available

A popular unitary surface choice, **Poured in Place Rubber (PIP)** is a seamless surface that has the flexibility to vary in thickness and to achieve different fall heights throughout the playground. A wide range of colors allows you to add an element of graphic fun to the playground by creating inlaid shapes and themed designs. PIP utilizes trained and certified installation crews to produce a surface that is attractive and durable. PIP requires lower upkeep costs over the life of the product if properly maintained.

To add fun and unique visual appeal, choose from 12 different standard graphics that can be included in any new PIP surface or provide your own graphics for a custom design surface.

Protect and extend the life of your surfacing!

Ask About Maintenance Programs!

Roll Coats - Repairs - Patches



B



B. Synthetic Turf

- Drains quickly for drier play conditions
- Ideal for playgrounds, dog parks and recreational common areas
- Low maintenance required - lower maintenance expense
- Features anti-microbial infill for a cooler, longer lasting surface

Synthetic Turf brings the look of nature to your play environment. In playground applications, we include a cushion layer that attenuates falls and promotes quick drainage. After the Synthetic Grass layer is installed, infill is worked in among the blades to discourage blade flattening and to help reduce surface temperature. When properly installed, all Synthetic Grass choices offer drainage, cushioning, long wear and ADA accessibility in playground applications.

A. Engineered Wood Fiber

- Provides proper fall attenuation when compacted
- Lowest installation cost
- Easily installed by volunteers
- Attractive, natural look

Engineered Wood Fiber (EWF) is a popular choice for projects with initial budget constraints. Ongoing raking and occasional topping off will help ensure the correct material depth for compliance with safety and accessibility standards.

Unlike mulch or wood chips, once the newly installed EWF has settled, it forms a “knitted” layer that is designed to support a variety of mobility devices including wheelchairs, crutches and walkers.

A



B. Splash Tread

- Durable, chlorine-resistant impenetrable granules provide a seamless surface
- Closed cell technology locks out food, fungus and bodily fluids
- UV resistant bright colors

Our new **Splash Tread** surface is a superior surface treatment that is extremely tough, yet soft under foot. It enhances any aquatic environment and transforms an underperforming concrete surface into something to be admired.

Color Options



B



Splash
Tread

C. Life Floor


- 2' x 2' tiles made of soft, slip-resistant foam rubber
- Traction actually increases when wet
- Closed-cell technology is completely non-absorbent
- UV stable and chemical resistant
- Non-toxic and anti-microbial

Life Floor combines extraordinary safety, design versatility, and patented RepelCell Technology to create the ideal surface for aquatic recreation.

Standard Colors and Textures



C



LIFE FLOOR



A



A. Recycled Rubber Tiles

- Standard and interlocking models available
- Interlocking tiles ensure installation accuracy and security over time
- Easy to repair - only the damaged tile needs to be removed and replaced
- Highly accessible surfacing option

Rubber tiles offer superior shock absorption, low maintenance, long wear and accessibility. They are also perfect for indoor applications in addition to outdoor since there is no onsite mixing required.

Many more pigmented rubber and EPDM topped colors available! Ask your representative for details.



B. Recycled Shredded Rubber

- One of the highest fall cushioning ratings
- Soft to the touch and certified 99.99% metal-free
- Mold and insect resistant
- Colorfast

Made from 100% clean, recycled tires, these resilient rubber pieces offer the best impact absorbing properties of all playground surfaces. It is unique among loose fill surfaces because of the color choices available. Despite the higher initial investment, **Recycled Shredded Rubber** can be more economical than Engineered Wood Fiber since it doesn't decompose, requiring less maintenance. GT Impax Recycled Shredded Rubber drains well after a rain and will not attract insects or animals.



C. Recycled Bonded Rubber

- Rubber is 100% recycled
- Larger rubber strands provide the natural look of loose fill surfacing without the disadvantages of displacement
- Single layer installation may offer a lower cost and quicker install
- UV and moisture resistant

GT Impax Bonded Rubber is an attractive, seamless surface that recycles clean, shredded rubber tires. Often, bonded rubber provides a lower cost option than other unitary surfaces. The product is porous, allowing the free flow of water.

Rubber thickness is customized on site to meet your play equipment's unique and varying fall heights, saving you money.

B



C



Ask about our maintenance programs!



A. GT Impax Wear Mats

- #209426 36" x 36" x 3/4" \$136
- #161292 44" x 48" x 1" \$215

Wear mats help extend the life of frequently used surfaces on playgrounds and other recreational spaces. The mats prevent rutting of critical safety surfacing in high use areas such as under swings and at slide beds. A simple, cost effective way to prevent expensive maintenance services, **GT Impax Wear Mats** are easily installed for a quicker solution to uneven surfaces. Available in heavy and medium duty sizes. Wear mats can ship with playground equipment for freight savings.



B. Geotextile Fabric

- #161290 2250 square foot roll \$616
- #161291 1125 square foot roll \$308

Geotextile provides a water permeable separation barrier between soil and loose-fill surfaces. It prevents clogging of drainage systems and helps to hold the surfacing in place. It is a required element of shredded rubber and engineered wood fiber installations. Ships with playground equipment.



C. 12" High PlayCurb 4' Straight PlayCurb

- #4862 Recycled \$48
 - #4861 Color Option \$76
- Height: 12" (0.3m)

Each PlayCurb includes one galvanized stake.

8" High PlayCurb 4' Straight PlayCurb

- #4850 Recycled \$49
 - #4851 Color Option \$72
- Height: 8" (0.2m)

Each PlayCurb includes one galvanized stake.

Accessible PlayCurb

- #4854 Recycled \$347
- #4855 Color Option \$645

For use with 12" high curbs.

Accessible PlayCurb w/Adapters

- #4858 Recycled \$495
- #4859 Color Option \$843

For use with 8" high curbs. This patented design affords smooth access to any playground without releasing vital safety surfacing. Add our PlayCurb Adapter for use with both 8" and 12" high PlayCurb systems.

Adaptable End PlayCurbs

- #6217 12" High Recycled \$53
- #6218 12" High Color Option \$58
- #6215 8" High Recycled \$53

D. Nature Curbs Nature Curbs & Adapters

- #38015 4' Long \$96
- #38016 Adapter Left \$72
- #38017 Adapter Right \$72

Each Nature Curb includes one galvanized stake.

E. Rubber PlayCurbs

Flexible rubber PlayCurbs are great for finishing your surfacing installation. Available in Green, Brown or Terra Cotta (shown). Rubber curbs are available in a variety of types, heights and widths.

Made from Recycled Materials



F. PlayCurb Adapter

- #4852 Left #4853 Right (Recycled) \$83
- #4856 Left #4857 Right (Color Option) \$97

Joins our 8" and 12" high PlayCurbs to accommodate multiple critical fall heights within a playground.

- #3785 Stake Package \$15

G. Geocomposite Drainage System

- #161294 150' roll \$428

We offer a geocomposite drainage system developed specifically for the recreation market. Drainage systems can help solve groundwater and drainage problems. Ships with playground equipment





BUILD

the perfect place to PLAY

GameTime offers a wide range of play system components that help you build the perfect playground. Choose from climbers, slides, motion activities, roofs and shade options. All of our components are manufactured with DirectBolt® technology to make them easy to install and maintain and are backed by the industry's leading warranty.

Play Has No Limit®

Building a play space for children of all abilities is easier than ever with our collection of inclusive components that engage the senses during play.

Ramps

GameTime developed the industry's first double-wide ramps to maximize capacity and accessibility on a play system. Now we've added the Sensory Wave Ramp™ featuring auditory, tactile and visual sensors that transform an ordinary ramp into a sensory play experience.

Climbers

We're expanding our industry-leading collection of play system climbers with our new Sensory Wave Climber™ links and attachments. The molded-in hand grips help children maneuver through the climber, and GT Sensors™ add a sensory play element to the climbing experience.

Panels

Panels and barriers are essential elements of a play system. GameTime has added sensory play to our PowerScope panels with 20" and 12" GT Sensors™ as well.

Motion


GameTime offers a wide selection of movement-based components that spin, rock, bounce and more. Our motion activities include the Xcelerator spinner and the all new Sensory Rock 'N Raft which provides motion play for all generations and abilities.





Shown with
Bronze Sensor
Package

NEW
!



A. Sensory Wave Transfer

Compatibility: PowerScape, PrimeTime
Available for 1', 16" and 2' decks.

B. Sensory Wave Up & On

Compatibility: PowerScape, PrimeTime
Available for 3' and 3'6" decks.

C. Sensory Wave Up & Around

Compatibility: PowerScape, PrimeTime
Available for 3' and 3'6" decks.

D. Sensory Wave Double Up & On

Compatibility: PowerScape, PrimeTime
Available for 5' and 5'6" decks.

NEW
!



Shown with
Silver Sensor
Package

NEW
!



Add auditory, tactile and visual sensors with Bronze, Silver and Gold sensor packages to one of our Sensory Wave Climber attachments and links. Visit gametime.com for package options. See GT Sensor options on page 182.

D



Shown with
Gold Sensor
Package

NEW
!

A. Sensory Wave 'S' Link

Compatibility: PowerScape, PrimeTime
Available as a 2' rise between decks.



Shown with
Bronze Sensor
Package

B. Sensory Wave Double Up & On Link

Compatibility: PowerScape, PrimeTime
Available as a 4' rise between decks.

C. Sensory Wave Up & On Link

Compatibility: PowerScape, PrimeTime
Available as a 2' rise between decks.

D. Sensory Wave Up & Around Link

Compatibility: PowerScape, PrimeTime
Available as a 2' rise between decks.

E. Sensory Wave Up & Over Link

Compatibility: PowerScape, PrimeTime
Links decks of the same height, up to 5'.



Shown with
Silver Sensor
Package



Shown with
Gold Sensor
Package




Shown with
Gold Sensor
Package



Shown with
Bronze Sensor
Package

Tuff Forms

BY PLAYTIME



A. Mushroom Path

Compatibility: PowerScape, PrimeTime
Availability: Link, Attachment

B. Gator

Compatibility: PowerScape, PrimeTime
Availability: Attachment



C. Lumberjack Logs

Compatibility: PowerScape, PrimeTime
Availability: Link, Attachment

D. Frog

Compatibility: PowerScape, PrimeTime
Availability: Attachment



E. Lumberjack Steps

Compatibility: PowerScape, PrimeTime
Availability: Link, Attachment

F. Wally Whale

Compatibility: PowerScape, PrimeTime
Availability: Attachment



G. Barrier Reef Link

Compatibility: PowerScape, PrimeTime
Availability: Link, Attachment

H. Barrier Reef Climber

Compatibility: PowerScape, PrimeTime
Availability: Link, Attachment

I. Tuscon Turtle

Compatibility: PowerScape, PrimeTime
Availability: Attachment



J. Iguana Rock Link

Compatibility: PowerScape, PrimeTime

K. Iguana Rock Climber

Compatibility: PowerScape, PrimeTime
Availability: Attachment

L. Boulder Dash

Compatibility: PowerScape, PrimeTime
Availability: Attachment

M. Granite Falls

Compatibility: PowerScape, PrimeTime
Availability: Attachment



Tuff Forms products are constructed of durable and beautiful GFRP, and make it easy to theme your PowerScape or PrimeTime play system. View more freestanding Tuff Forms play sculptures at gametime.com/tuff

A. Wave Climber

Compatibility: PowerScape

Realistic GFRC climber available for 2'-3' decks



B. Rocks with Stump

Compatibility: PowerScape

Natural-looking GFRC climber for 2'-3' decks

C. Rocks Climber

Compatibility: PowerScape

A cascading boulder GFRC climber for 2'-3' decks

D. Notched Log Climber

Compatibility: PowerScape

Add a touch of nature with this GFRC climber available for 4'-5' decks



Corner Link

Attachment

E. Three Stump Climber

Compatibility: PowerScape

Fun, multi-level GFRC climber for 3'-4' decks

F. Big Stump Climber

Compatibility: PowerScape

Add a touch of nature with this GFRC climber available as a 6' attachment or as a corner link from 4' to 6'



G. Honeycomb Climber

Compatibility: PowerScape

Climb up, over or through this nature-themed climber constructed of durable rotomolded plastic. 3 cell is for deck heights 3' or 4', 5 cell is for 5' decks.

H. Butterfly Climber

Compatibility: PowerScape

Ultra-realistic HPL graphics and steel construction. Available for 3'-5' decks.

I. Coral Climber

Compatibility: PowerScape

Exquisitely-detailed GFRC climber available for 3' to 4' 6" decks


J. Splash Climber

Compatibility: PowerScape

Challenging, HDPE plastic climber available for 3'-7' decks



A



A. Vertical Rock Climber

Compatibility: PowerScape, PrimeTime

Available for 5'-6' deck heights.

B. RockScape Links

Compatibility: PowerScape, PrimeTime

Connect two sections of your play system with a fun and challenging rock climber.

C. RockScape Climbers

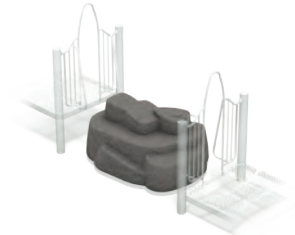
Compatibility: PowerScape, PrimeTime

Available in a wide range of deck heights for your PowerScape or PrimeTime play systems.

B



Links a 2' and 6' Deck



Links a 2' and 3' Deck



Links two 2' Decks

C



7'6" Climber



6' Climber



5'6" Climber



4' Climber



3' Climber



2' Climber

A. Volcano Climbers

Compatibility: PowerScape, PrimeTime

Stackable Wallcano elements allow you to create a variety of configurations, all featuring our ergonomic hand/foot holds.



8' Climber
6' Deck

6' Climbing Wall
6' Deck

6' Climber
4' or 4'6" Deck

4' Climber
2' or 2'6" Deck

B. MegaRock®

Compatibility: PowerScape, PrimeTime

A great climber for all skill levels with wide steps, a variety of paths to choose, and an exciting dinosaur fossil to discover in the "cave" underneath. Available for 5' deck height.

C. Vert Wall Climber

Compatibility: PowerScape, PrimeTime

A basic climber available at a 4' and 8' deck height. Ergonomic hand/foot holds are great for beginners.

D. River Rock Climber

Compatibility: PowerScape, PrimeTime

Smooth, tumbled rock design with molded-in critters underneath for exploration and discovery. Available for 3'6" to 6' decks.



8' Vert Wall
Climber

4' Vert Wall
Climber



Create a rock climbing adventure with these PrimeTime and PowerScape climbers.



A



B

A. Arch Climbers

Arch Climber
Chunky Arch Climber

Compatibility: PowerScape, PrimeTime

Curved open rungs provide a moderate challenge while promoting coordination and development for 3', 4' and 5' decks. **Chunky Arch available on PowerScape only.**

B. Wavy Tree Climber

Compatibility: PowerScape, PrimeTime

The contours of this climber encourage concentration and coordination available for 2'6"-8' decks.

C. Twister Climber

Compatibility: PowerScape, PrimeTime

The twist in this climber helps develop concentration and cognitive development. Available for 3'-6' decks.

D. Double Climber

Compatibility: PowerScape

Promotes cooperative and social play with side-by-side routes of travel available for 5'-6' decks.

E. Banister Rails Climber

Compatibility: PowerScape, PrimeTime

A playground classic that children love available for 3' and 4' decks.

F. Loop Ladder Climber

Compatibility: PowerScape, PrimeTime

A playground classic available for 3'-4', 5' and 6' decks.

G. Hour Glass Climber

Compatibility: PowerScape, PrimeTime

An affordable, stylish climber that is ideal for children who are developing climbing skills available for 3'6"-5' decks.


H. Erratic Climbers

Compatibility: PowerScape, PrimeTime


Available for 4'-8' decks.



C



D



E



F



G



H

Erratic Climber

Erratic Climber with Hex Net



A. Trunk Climber

Compatibility: PowerScape

A wider base encourages side by side and cooperative play available for 5'-8' decks.



B. Coral Climber

Compatibility: PowerScape, PowerScape 3D

Beautifully-designed climber that matches the style of PowerScape 3D available for 3'6"-7'6" decks.

C. Ridge Climber

Compatibility: PowerScape, PrimeTime

Unique climber with molded-in grip areas and grip rails. Available in double (shown) and single models.



D. Ergo Climber

Compatibility: PowerScape, PrimeTime

Alternating ladder rungs with centerline grip rail available for 4'-6' decks.

E. Leaning Wall Climbers

Compatibility: PowerScape, PrimeTime

Alternating ladder rungs with centerline grip rail for 2'6" to 6' decks for PowerScape and 3' to 6' decks for PrimeTime.



F. Web Tail

Compatibility: PowerScape

A challenging, flexible climber that offers a different experience for ascent and descent for 3'-5' decks.

G. Fat Pipe Climbers

Compatibility: PowerScape

Features heavy duty rubber steps and rail. Curved version available for 3'-5' decks, straight version available for 2'-3' decks.

H. Cosmix Climbers

Compatibility: PowerScape, PrimeTime

Varied handgrip sizes and routes of travel make this a fun and challenging climber.

I. AstroRail Climbers

Compatibility: Xscape

Ages 5 to 12

Multi-sized handholds make this a playground favorite!





A. Scramble Up Climber

Compatibility: PowerScape, PrimeTime
Available for 3'-8' decks.

B. Leaf Scramble Up

Compatibility: PowerScape
Available for 3'-8' decks.

C. Wave Scramble Up

Compatibility: PowerScape
Available for 3'-8' decks.

D. Lily Pad Spiral

Compatibility: PowerScape
Available for 2'-6' decks.

E. Sand Dollar Spiral

Compatibility: PowerScape
Available for 2'-6' decks.

F. Spiral Step Climber

Compatibility: PowerScape, PrimeTime
Available for 2'-6' decks.

G. Corner Vine Climber

Compatibility: PowerScape
Available in multiple configurations, as a climber or a link for 4'-6' decks.

H. Vine Climbers

Compatibility: PowerScape
Available in multiple configurations, as a climber (3'-6' decks) or as a link.

I. Clover Leaf Climber

Compatibility: PowerScape, PrimeTime
Available for 2'-5'6" decks.

J. Cliff Wall Climber

Compatibility: PowerScape, PrimeTime
Available for 2'-5' decks.

K. Whirlwind Climber

Compatibility: PowerScape, PrimeTime
Available for 3'6"-8' decks.

L. Triton

Compatibility: Xscape 5-12, Xscape 2-5
Climb on, through & around this exciting multi-dimensional attachment. 5-12 version features three climbing triangles, 2-5 version features a single climbing triangle.

M. Heliocentrix

Compatibility: Xscape 5-12
Fun and challenging multi-net climber that enhances upper body strength and decision-making skills.

A. Spiral Climber

Compatibility: PowerScape, PrimeTime
Available for 4'-8' decks.



B. Bubble Climbers

Compatibility: PowerScape, PrimeTime
Available in Double (shown) and single versions for 4'-6' decks.

C. Zipper Climber


Compatibility: PowerScape
Available for 3'-6' decks.

D. Tree Climber

Compatibility: PowerScape, PrimeTime
Available for 3'-8' decks.

E. Corkscrew Climber

Compatibility: PowerScape, PrimeTime
Available for 2'-6' decks.



F. DNA Climber

Compatibility: PowerScape, PrimeTime
Available for 3', 4', 5', 6', 7', 8' decks.

G. Pine Climber

Compatibility: PrimeTime
Available for 3'-8' decks.

H. Sprout Climber

Compatibility: PowerScape
Available for 3'-6' decks.

I. Chain Link Climber

Compatibility: PowerScape, PrimeTime
Available for 3'-8' decks.



J. Crazy Eight Climber

Compatibility: PowerScape, PrimeTime
Available for 3'-8' decks.

K. Climbing Pole

Compatibility: PowerScape, PrimeTime
Available for 3'-6' decks.

L. Conifer Climbers

Compatibility: PowerScape
Available in multiple configurations, as a climber (4' and 5' decks) or as a link.

M. Timbers Plank Climber

Compatibility: PowerScape, PrimeTime
Available for 3', 4', 5', 6', 7', and 8' decks.



N. Schooner Climber

Compatibility: PowerScape, PrimeTime
Available for 2'-8' decks.

O. Stego Climber

Compatibility: PowerScape, PrimeTime
Available for 4'-8' decks.


⚠ WARNING: Installation over a hard surface such as concrete, asphalt, or packed earth may result in serious injury from falls.



A

2-5
PICK

B



C



A. Upper Body Trainer

Compatibility: PowerScape, PrimeTime, Freestanding

A GameTime exclusive, this climber was the result of an extensive study, and develops grip strength and brachiation skills in young children. Designed for supervised early childhood play areas, its lower height and closely spaced rungs makes brachiation more comfortable for beginners.

B. Chinning Bars

Compatibility: PowerScape, PrimeTime

Add chinning bars and watch children challenge themselves to increase their repetitions!

C. Crunch Bar

Compatibility: PowerScape, PrimeTime

A simple way to add more play value to your playground, the crunch bar attaches to an upright and provides upper body strength development.

D. Dip Station

Compatibility: PowerScape

Helps develop upper body strength, a fun way to get and stay fit!

E. Turning Bar

Compatibility: PowerScape, PrimeTime

Ground level play event.

F. Mini Pod and Toad Stools

Compatibility: PowerScape, PrimeTime

Great for developing balance, toadstools can be used individually or in multiples to create pathways. Children love them! Available as attachments or links.

G. Poly Climbing Wall

Compatibility: PowerScape

Hand and foot holds are featured on both sides to offer cooperative challenges to children.

H. Side Steppers

Compatibility: PowerScape, PrimeTime

Develops coordination and is lots of fun for follow the leader games! Available in Single or Double Up.

I. Climbing Wall

Compatibility: PowerScape

Helps develop upper body strength and coordination.

J. Lateral Ridge Climbers

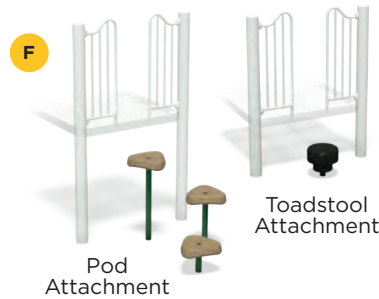
Compatibility: PowerScape, PrimeTime



D



E



F

Pod
Attachment

Toadstool
Attachment



G



H

Side Stepper Double Up
Attachment



I



J

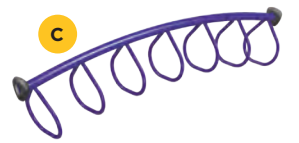

Double Lateral Ridge Climber



Lateral Ridge Climber

A. Stretched Loop Ladder

Compatibility: Xscape 5-12



B. Trapeze Rings


Compatibility: Xscape 5-12

C. Arched Loop Ladder

Compatibility: Xscape 5-12

D. Arched Trapeze Rings

Compatibility: Xscape 5-12



E. Inverted Loop Ladder

Compatibility: Xscape 5-12

F. Inverted Trapeze Rings

Compatibility: Xscape 5-12


G. Therapeutic Rings

Compatibility: Xscape 2-5, Xscape 5-12



H. Therapeutic Rings

Compatibility: PowerScape, PrimeTime



I. Swing N' Sway

Compatibility: PowerScape

J. Overhead Tree Climber

Compatibility: PowerScape, PrimeTime


Shown with optional ladder



K. Straight Horizontal Ladder

Compatibility: PowerScape, PrimeTime

Shown with optional ladder.



L. Offset Horizontal Ladder

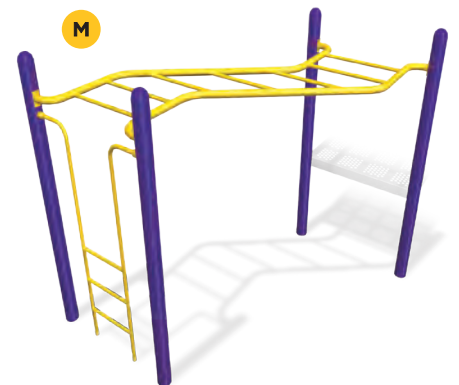
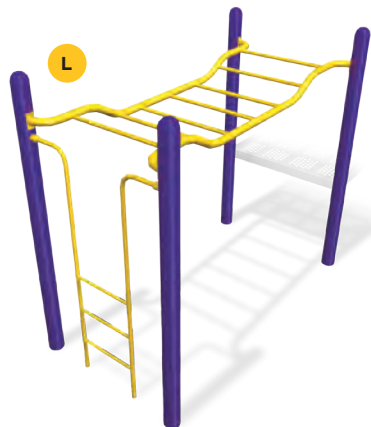
Compatibility: PowerScape

Shown with optional ladder.

M. "S" Horizontal Ladder

Compatibility: PowerScape, PrimeTime


Available in "S" and Reverse "S" configuration. Shown with optional ladder.



⚠ WARNING: Installation over a hard surface such as concrete, asphalt, or packed earth may result in serious injury from falls.



Ladder Loop Attachment



Ladder Loop Link

A. Ladder Loop

Compatibility: PowerScope, PrimeTime

Great for self motivation as children try to see how many times they can go around. Shown with optional ladder.

B. Loop Ladders

Compatibility: PowerScope

Available in Criss-Cross or Wild Goose. Criss-Cross Overhead Loop Ladder also available for PrimeTime.



Wild Goose Loop Ladder



Criss-Cross Overhead Loop Ladder

C. "S" Trapeze Ring

Compatibility: PowerScope

A curve in the overhead path adds interest for children. Shown with optional ladder.

D. Double Trapeze Ring

Compatibility: PowerScope

Two rows of rings allow creativity in choice of route. Shown with optional ladder

E. Wild Goose Trapeze Ring

Compatibility: PowerScope

The swinging rings on this climber provide an added challenge; the circular pattern encourages sustained play.



F. Tri Ladder

Compatibility: Xscape 5-12

Dual bars and "thumbs back" grip provide a moderate challenge and alternate routes of travel.



A. Rope Walk

Compatibility: PowerScape

Walk the tightrope and develop balance and coordination skills.

B. Tree Climber Link

Compatibility: PowerScape, PrimeTime

The wavy path develops balance skills and confidence.

C. Challenge Canyon

Compatibility: PowerScape, PrimeTime

High/low step arrangement develops coordination, and problem solving skills. Available in 2-deck length.

D. Lightning Climber

Compatibility: PowerScape, PrimeTime

Fun, strength-developing experience as children lean to and fro as they climb across.

E. Straight Fat Pipe Link

Compatibility: PowerScape

This patented link develops balance and coordination skills and is available in 2 or 3 deck lengths, or as an inclined version.

F. Spiral Stairs (and Reverse)

Compatibility: PowerScape

G. Mini Pod Link

Compatibility: PowerScape, PrimeTime

The gentle motion of the pods offers just the right amount of challenge. Several versions available.

H. 90-Degree Caterpillar Link

Compatibility: PowerScape

Ground level link that enhances balance and coordination.

I. Incline Cosmix Link

Compatibility: PowerScape, PrimeTime

A versatile component that creates a 2' elevation change between decks. Available centered (shown) or choose offset or side-by-side layouts for PowerScape.

J. 3' Step Up Platform


Compatibility: PowerScape

An affordable option to link 3' deck differentials.

K. Lily Pad Link

Compatibility: PowerScape

Children love hopping along Lily Pad pathways! 90 degree or serpentine (shown) layouts available.



Reverse Stairs



⚠ WARNING: Installation over a hard surface such as concrete, asphalt, or packed earth may result in serious injury from falls.



A



B



C

A. ConnectScape Climber

Compatibility: Xscape 5-12

Vertical climber that allows connections between Xscape and PowerScape/PrimeTime play systems.

B. Arched Chain Net

Compatibility: Xscape 5-12, Xscape 2-5

Chains sway as children climb up and across for an added climbing challenge.

C. Wind Web

Compatibility: Xscape 5-12

Undulating design and flexible cables create a challenging vertical and lateral climber.



D



E

2-5
PICK

X-Pod Step (Semi-Circle)

D. Web Walk


Compatibility: Xscape 5-12, Xscape 2-5

Swaying suspension bridge for your Xscape play system that offers a fun and challenging climbing activity.

E. X-Pod Steps

Compatibility: Xscape 5-12, Xscape 2-5

Enhances balance and coordination.



X-Pod Step (Staggered)

F. Wormhole

Compatibility: Xscape 5-12, Xscape 2-5

Climb through the tunnel or sit and socialize with friends on this innovative and versatile attachment.

G. Stratus Climber

Compatibility: Xscape 5-12, Xscape 2-5

Fun, multi-level climbing activity available in High and Low versions.

F



G

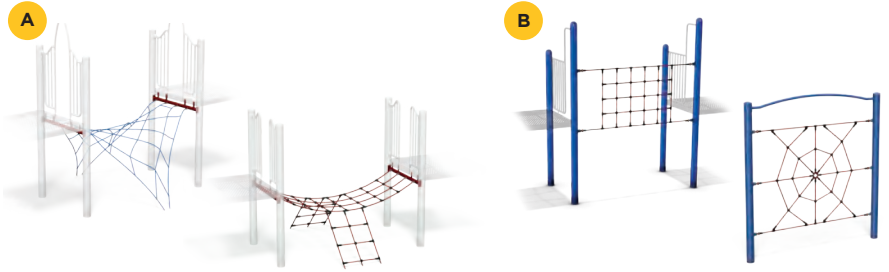
2-5
PICK



A. Web Links

Compatibility: PowerScape

A fun, challenging rope bridge that promotes balance and enhances strength. Available in Diamond and Criss Cross.



B. Web Walls


Compatibility: PowerScape

A flexible net that promotes concentration and balance. Available in Web and Spider.

C. Rope Span Climber

Compatibility: PowerScape

A flexible rope bridge that promotes balance skills.



D. Lateral Ridge Climbers

Compatibility: PowerScape, PrimeTime

A lateral version of our popular angled climber. with molded in hand grips and foot holds.



E. Coral Link


Compatibility: PowerScape

A lateral version of our new Coral Climber that links two sections of a PowerScape play system.

F. Sprouts Link

Compatibility: PowerScape

Wavy steel uprights with loop hand/foot holds. Available for 3' - 6' decks.



G. Conifer Climber Link

Compatibility: PowerScape

These nature themed climbers add a fun event to your playground. Use one to access a deck or multiples to create a fun link.



H. Vine Climber Links

Compatibility: PowerScape

Add a unique climber for deck access that kids love! Available in multiple configurations, as a climber or link.

I. Giant Wave Climber Link

Compatibility: PowerScape, PrimeTime

The wavy design provides a unique challenge and helps develop coordination.

J. Honeycomb Link

Compatibility: PowerScape

Rotomold plastic construction, links 3' to 5' deck heights.



K. Dragonfly Link

Compatibility: PowerScape

Durable rotomold and HDPE plastic construction. Links two 4' decks.

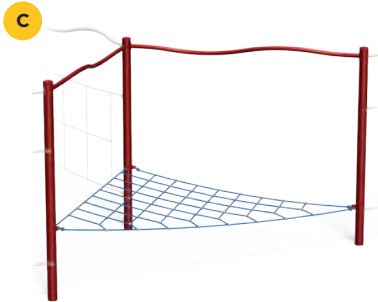
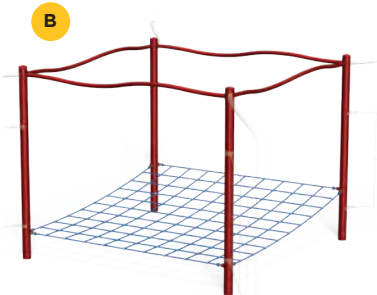
L. Net Tunnel

Compatibility: PowerScape

A fully-enclosed net tunnel that allows children to take play to new heights



Consult your GameTime representative for component age appropriateness.



A. KidNetix Cube Net

Compatibility: PowerScape

B. KidNetix Square Net

Compatibility: PowerScape

C. KidNetix Triangle Net

Compatibility: PowerScape

D. KidNetix Triangle Bridge

Compatibility: PowerScape

E. KidNetix X Bridge

Compatibility: PowerScape

F. KidNetix Cliffhanger

Compatibility: PowerScape

G. KidNetix Torsion Net

Compatibility: PowerScape

H. KidNetix Large Spider Web

Compatibility: PowerScape

I. KidNetix Horizontal Net Ladder

Compatibility: PowerScape

J. KidNetix Conifer Topper


Compatibility: PowerScape

Add the look of a treetop ropes course with a themed Conifer Topper.

K. KidNetix Pod Landing

Compatibility: PowerScape

Add a step platform to provide easier access to the KidNetix Ropes Course attachment.



A. F5® Spiral Slide

Compatibility: PowerScape, PrimeTime

Features a single piece bedway and your choice of molded (shown) or metal hood.

Available for 4'-6" decks.



F5 Spiral Slide with Hood



Available with CSA Slide Hood



B. Curved Zip Slide

Compatibility: PowerScape, PrimeTime

Single curved bedway, for 2'6" or 3' decks.

C. Rumble & Roll Zip Slide

Compatibility: PowerScape, PrimeTime

Two different wavy bedways, for 2'6" or 3' decks.

D. Double Swerve Zip Slides®

Compatibility: PowerScape, PrimeTime

Available for 4'6" and 5' deck heights in right and left turn models.

E. Double Zip Slide

Compatibility: PowerScape, PrimeTime

Two smooth bedways, for 4' and 5' decks.

F. Dueling Wave Zip Slide

Compatibility: PowerScape, PrimeTime

Two different wavy bedways, for 6' deck.

G. Double Wave Zip Slide

Compatibility: PowerScape, PrimeTime

Two identical wavy bedways, for 7' or 7'6" decks.

H. PlayWorx Zip Slides

Available in multiple styles and deck heights. For use with PlayWorx GFRC structures only.

I. 8' Zip Slide

Compatibility: PowerScape, PrimeTime

Fast, exciting slide with wavy bedway for added fun!

J. Wave Zip Slide

Compatibility: PowerScape, PrimeTime

Single wavy bedway, for 2'6" and 3' decks.

K. Wide Deck Dueling Wave Zip Slide

Compatibility: PowerScape

Available for 6' decks.



Sliding enhances abdominal strength and is a great cardiovascular exercise as children run back to the top of the slide to repeat the action.

⚠ WARNING: Installation over a hard surface such as concrete, asphalt, or packed earth may result in serious injury from falls.



A



B



C

2-5
PICK

D



E



F



G



H



I

A. Wilderslide II Triple with Spiral

Compatibility: PowerScape, PrimeTime

Available for 8' decks.

B. WilderSlide II Over and Under

Compatibility: PowerScape, PrimeTime

Available for 8' decks.

C. Triple Slide

Compatibility: PowerScape, PrimeTime

Available for 4'6" and 5' decks.

D. WilderSlide II

Compatibility: PowerScape, PrimeTime

Available for single, double and triple configurations for 3'-8' decks.

E. Double WilderSlide II

Compatibility: PowerScape, PrimeTime

Available for single, double and triple configurations for 3'-8' decks.

F. Triple WilderSlide II

Compatibility: PowerScape

Available for 3'-8' decks.

G. Stainless Steel Straight Chuter Slide

Compatibility: PowerScape, PrimeTime

Available for 3', 4', 5', 6', 7', 8' decks.

H. Stainless Steel Double Chuter Slide

Compatibility: PowerScape, PrimeTime

Available for 3', 4', 5', 6', 7', 8' decks.

I. Stainless Steel Spiral Slide

Compatibility: PowerScape, PrimeTime

Features aluminum entrance and exit castings.

Available for 4', 5', 6' decks.

A. WilderTube Straight

Compatibility: PowerScape
Available for 6' and 8' decks.



B. WilderTube Quick "L"

Compatibility: PowerScape
Available for 6' and 8' decks.

C. WilderTube "S"

Compatibility: PowerScape
Available for 6' and 8' decks.

D. WilderTube Quick "S"

Compatibility: PowerScape
Available for 6' and 8' decks.



E. "S" Tube Slide

Compatibility: PowerScape, PrimeTime
Available for PowerScape in 4'-6' deck heights.
Available for PrimeTime in 4'-5' deck heights

F. Quick "L" Tube Slide

Compatibility: PowerScape
Available for 4', 5', 6', 8' decks.

G. Straight Tube Slide

Compatibility: PowerScape, PrimeTime
Available for PowerScape in 2'-8' deck heights.
Available for PrimeTime in 2'-5' deck heights.

H. Quick "S" Tube Slide

Compatibility: PowerScape
Available for 5' or 6' decks.

I. Sky-Hi Spiral Tube Slides

Compatibility: PowerScape
Available for 8' decks.

J. WilderTube "L" Slide

Compatibility: PowerScape
Available for 6' and 8' decks.



Auditory Sensors



Twist Chimes
20" and 12"



Bells
20" and 12"



Giggler
20" and 12"

A. Sensory Wave Panel™

Compatibility: PowerScape

Select 20" or 12" GT Sensors for use with the new PowerScape Sensory Wave Panel. Sensors can also be used with the Sensory Rock 'N Raft (page 189) and are included in Bronze, Silver and Gold packages with Sensory Wave Climber links and attachments (pages 162-163).

Wave Sound
20"

Piano
20"

JamBox
20"

Adaptive Switch Capable Sensors
Adaptive switch capability provides individuals with limited upper body or fine motor control the ability to activate auditory features.

Switch not included



Sensory Wave Panel with Stained Glass and 20" GT Sensor™



Sensory Wave Panel with Chimes and 12" GT Sensor™

Visual Sensors



Hypnetic Spinner
20" and 12"



Hourglass
20" and 12"



Make It Rain
20" and 12"



Pachinko
20" and 12"



Twist Ball
20" and 12"



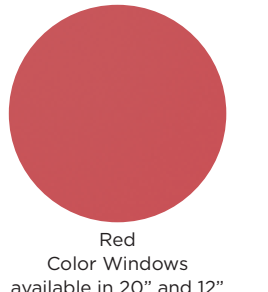
Flat Mirror
20" and 12"




Fun Mirror
20" and 12"



Color Wheel
20" and 12"



Red
Color Windows
available in 20" and 12"

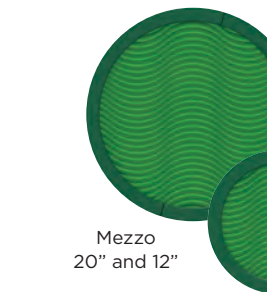


Orange Yellow
Green Light Blue

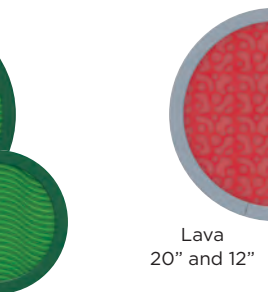
Tactile Sensors



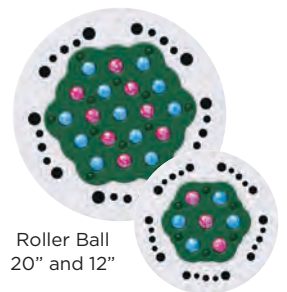
Genoa
20" and 12"



Mezzo
20" and 12"



Lava
20" and 12"



Roller Ball
20" and 12"

A. Gadget Panel

Compatibility: PowerScope

Select a Gadget for your Activity Panel to create interactive play above and below deck.

B. Gadget Attachment

Compatibility: PowerScope, PrimeTime, Xscape

Ground level attachment allows you to add a Gadget activity to a PowerScope or PrimeTime upright.

C. Gizmo Panel

Compatibility: PowerScope, PrimeTime

Select one of nine Gizmos to add interactive play to our decorative panel.

D. ADA Crow's Nest with Half Panel


Compatibility: PowerScope

Provides more comfortable knee space and reach for children in mobility devices. Choose two Gizmos.

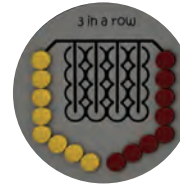
Gadget Choices



Air Lock Cog
Panel, Attachment,
Freestanding



Frog Slide Puzzle
Panel, Attachment,
Freestanding



3 in a Row
Panel, Attachment,
Freestanding



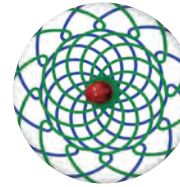
Electronic Memory Game
Panel, Attachment,
Freestanding



Color Wheel
Panel, Attachment,
Freestanding



Twist Ball Run
Panel, Attachment,
Freestanding



Kinetics Spinner
Panel, Freestanding



Sun Blossom
Panel, Freestanding



Steel Drum
Panel, Attachment,
Freestanding



Letters & Maze
Panel, Attachment



Time & Place
Panel, Attachment



B
Gadget Attachment
PowerScope, PrimeTime

Gadget Attachment
Xscape

Gizmo Choices



Flat Mirror
ADA Play Type: Visual



Bubble Mirror
ADA Play Type: Visual



Click Wheel
ADA Play Type:
Auditory, Manipulative




Yellow Stained Glass
ADA Play Type: Visual



Red Stained Glass
ADA Play Type: Visual



Hypno Wheel
ADA Play Type:
Visual, Manipulative



Answer Wheel
ADA Play Type:
Manipulative



Maze Wheel
ADA Play Type:
Manipulative



Echo Chamber
ADA Play Type: Auditory



C
PowerScope Single
Gizmo Panel



PrimeTime Single
Gizmo Panel



D

A



Animal Panel




Noah's Ark Panel




Endangered Species Panel




Counting Panel



Nature Panel



Solar System Panel



Math Panel



Objects Panel



Shapes Panel

Tic-Tac-Toe Panel

Compatibility: PowerScape, PrimeTime



A. Activity Panels

Compatibility: PowerScape, PrimeTime

B. PowerScape Decorative Panels

Compatibility: PowerScape,

Playful design blends visually with other components.

C. PrimeTime Decorative Panels

Compatibility: PrimeTime

Playful design blends visually with other components.

D. Language Panel

Compatibility: PowerScape

Features "Hello" in six languages on front side and teaches sign language and braille on reverse side.

E. PowerScape Driver's Panel

Compatibility: PowerScape

Interactive panel with molded plastic steering wheel and red turning dial for imaginative play.

B



Decorative Panel with Steering Wheel



Decorative Panel with ThunderRing

C

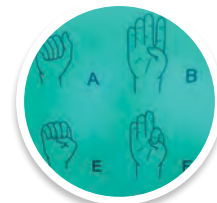


Decorative Panel with ThunderRing



Decorative Panel with Steering Wheel

D



E



A. Contour Seat Panels

Compatibility: PowerScape

Available in above or below deck configurations.

B. Funnel Enclosures

Compatibility: PowerScape

Cantilevered barrier in Guardrail and Barrier styles.

C. Wide Enclosures

Compatibility: PowerScape

Designed for PowerScape Double Wide decks. Available in Guardrail and Barrier styles and can be ordered with a Solid or Molded Steering Wheel.

D. Enclosures


Compatibility: PowerScape, PrimeTime

Available in Guardrail, Barrier, 3D and Timbers styles. Guardrail, Barrier and 3D versions can be ordered with a Steering Wheel, Telescope or ThunderRing!

E. Funnel Crow's Nests

Compatibility: PowerScape

Cantilevered barrier design available in Guardrail or Barrier style. Can be ordered with a Steering Wheel, Telescope, ThunderRing or Kaleidoscope.



Wide Barrier Enclosure with Double Solid Steering Wheel

Wide Guardrail Enclosure with Double Molded Steering Wheel



Guardrail Enclosure with ThunderRing (PowerScape only)



3D Enclosure with Steering Wheel (PowerScape only)



Guardrail Funnel Crow's Nest with Kaleidoscope



Barrier Funnel Crow's Nest with Steering Wheel



Barrier Enclosure with Telescope



Timbers Enclosure



Guardrail Funnel Crow's Nest with ThunderRing



Barrier Funnel Crow's Nest with Telescope



Count & Spell Panels

Anchors Away Panel

Maze Panel

Maze Time Panel

A. Routed HDPE Panels

Compatibility: PowerScope, PrimeTime

Learn, play and imagine with theme panels.

B. Castle Theme Panels

Compatibility: PowerScope

Create a castle just for children! The Coat of Arms and Castle Window Panels are also available for PrimeTime. Royal Castle available on 4' decks.

C. Train Cabin Panel

Compatibility: PowerScope

Fun train graphics to encourage imaginative play.

D. Sounds of Water Panel - Roto Gen

Compatibility: PowerScope

Powered by roto-gen technology. User turns handle to power the sound effects. NO BATTERIES REQUIRED! Sensory touch pads allow children to hear sounds of water as well as a description of the selection.

E. Animal Trackers Panels - Roto Gen

Compatibility: PowerScope

Powered by roto-gen technology. User turns handle to power the sound effects. NO BATTERIES REQUIRED! Sensory touch pads allow children to hear animal sounds and a description of the selection.

F. ADA Auditory Half Panels


Compatibility: PowerScope

Touch sensors activate sounds. Comfortable reach and access for children who stand or who use a mobility device.

G. Store Panel

Compatibility: PowerScope, PrimeTime


Learn, play and imagine with theme panels.



Castle Window

Coat of Arms

Royal Castle



Car Sounds Panel



Truck Sounds Panel



Farm Animal Sounds Panel



Train Sounds Panel



INCLUSIVE BENEFIT

Auditory Half Panels provide adequate space underneath the panel to allow individuals using mobility devices to comfortably reach play activities while facing forward.

| able play RATING | |
|--|--------------|
| serial #GAMT-AT03-1101-11 | |
| GameTime GameTime Auditory Half Panel | |
| DISABILITY CATEGORY | RATING (1-5) |
| Physical | ★★★★ |
| Sensory | ★★★★ |
| Communicative | ★★★★ |
| Cognitive | ★★★ |
| www.ableplay.org | |
| Play products for children with special needs Independent evaluation by National Lekotek Center | |

A. Laser Cut Steel Panels

Compatibility: PowerScape

Precision cut graphic panels. Choose a Butterfly, Dolphin, Eagle's Perch or design your own!

B. Mirror Panels

Compatibility: PowerScape, PrimeTime

Choose a flat or wavy surface for "funhouse" effect. Frame available in beige, blue, green, red or yellow.

C. Zoo Panel

Compatibility: PowerScape, PrimeTime

A circular barrier set within the frame encourages imaginative play.

D. Bubble Panel

Compatibility: PowerScape, PrimeTime

Includes 30" diameter bubble. Also available with 24" diameter bubble for PrimeTime.

E. Crawl Thru Panel


Compatibility: PowerScape, PrimeTime

A simple opening in this ground level panel provides an alternate route of travel.

F. Store Front Panel

Compatibility: PowerScape, PrimeTime

An economical, imaginative under-deck play option



Laser Cut Panel (Dolphin)



Laser Cut Panel (Butterfly)




Laser Cut Panel (Eagle's Perch)




Laser Cut Panel (Custom)



Metal Mirror Panel




Wavy Mirror Panel



C



D



E



F



A. Log Roll

Compatibility: PowerScape, PrimeTime

Install with more or less sand inside roller to increase or reduce resistance.

B. Swivel Meister

Compatibility: PowerScape, PrimeTime

Rocking platform activity with stationary handholds for support.

C. Track Ride

Compatibility: PowerScape, PrimeTime

Children love the feeling of movement through the air! Get it with the Track Ride! Available in 12' or 16' lengths and as a freestanding event.

D. Xcelerator

Compatibility: PowerScape, PrimeTime, XScape

Single user spinning activity that uses the position of the child's body to control the speed or the motion.

E. Sky Wheel®

Compatibility: PowerScape, PrimeTime

One of our most challenging motion activities, each wheel spins 360-degrees as children traverse the length of the activity. PrimeTime version features two Sky Wheels.



Sensory Rock N Raft

Compatibility: PowerScape

A rocking good time for children of all abilities, Rock N Raft can be customized with themed panels to create a unique look for your playground. Updated for 2017 with GT Sensors™.



able play RATING

GameTime serial #GAMT-RR02-1101-11


Rock N Raft

| DISABILITY CATEGORY | RATING (1-5) |
|---------------------|--------------|
| Physical | ★★★★★ |
| Sensory | ★★★★★ |
| Communicative | ★★★★★ |
| Cognitive | ★★★★★ |

www.ableplay.org

Play products for children with special needs
Independent evaluation by National Lekotek Center

INCLUSIVE BENEFIT

 Sensory Wave Rock 'N Raft is a multi-user rocking activity that offers movement and a dynamic social experience in which individuals using wheelchairs do not have to transfer out of their mobility device to rock with friends, family, or caregivers.



Select a 12" and 20" sensor to provide auditory, tactile or visual sensory play. See all of our GT Sensors™ on page 182.



A

Double PlayPort Funnel Bridge



B

PlayPort 90-Degree Funnel Bridge



Timbers Double PlayPort Funnel Bridge



PlayPort Timbers Funnel Bridge



C

Double Funnel Bridge (Barrier)



D



90-Degree Funnel Bridge (Guardrail)



E

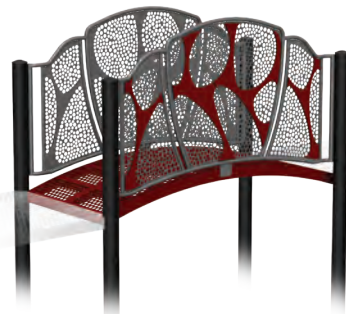


F

Suspension Bridge (3D)



G



A. Double PlayPort Bridges

Compatibility: PowerScape

A GameTime exclusive! Connect attachments, links or slides to either side of the bridge in the middle of the span.

B. PlayPort Bridges

Compatibility: PowerScape, PrimeTime

Connect attachments, links or slides in the middle of the bridge span.

C. Funnel Bridges

Compatibility: PowerScape, PrimeTime

Wider at the upper rail than at the footpath. Available in Single, Double (shown) or Curved. PowerScape available in Barrier, Guardrail, Timbers and 3D.

D. Sloped Funnel Climber

Compatibility: PowerScape, PrimeTime

PowerScape and PrimeTime available in Barrier, Guardrail, and Timbers. PowerScape also available in 3D style.

E. Arch Bridges

Compatibility: PowerScape, PrimeTime

Gently arched design adds architectural interest and a fun way to explore the play system.

F. Suspension Bridges

Compatibility: PowerScape, PrimeTime

PowerScape and PrimeTime available in Barrier, Guardrail, and Timbers. PowerScape also available in 3D style.

G. Rock Ridge Bridge

Compatibility: PowerScape

Rock formation shape complements PowerScape 3D play systems.

EXCLUSIVE!

PlayPort Bridges allow you to connect a climber or slide in the middle of the bridge span!

PlayPort Funnel Bridge



A. PrimeTime Fun-L Up Crawl Tubes

Compatibility: PrimeTime

Design flexibility for PrimeTime that allows children to climb up, around, over and through a play system.

B. PowerScape Fun-L Up Crawl Tubes

Compatibility: PowerScape

C. PowerScape Crawl Tubes

Compatibility: PowerScape

D. PrimeTime Crawl Tubes

Compatibility: PrimeTime

Crawl-In Double Fun-L Up
Compatibility: PrimeTime



A



Walk-In Double Fun-L



Fun-L Crawl Tube Link



Fun-L-Up and Across



Walk-In Double Fun-L-Over

B



Fun-L-Up and Around



Walk-In Double Fun-L-Over



Fun-L-Up and Across



Crawl In Double Fun-L-Up

C



Punched Steel Crawl Tube



'S' Crawl Tube



Tunnel Up Crawl Tube (3' elevation change)



Straight Crawl Tube

D



90 Degree Crawl Tube



Tunnel-Up Climber



'S' Crawl Tube




Straight Crawl Tube



A. GTJams® Playbook

#178129 Single Playbook

Purchase separately, or free with any GT Jams purchase of four or more instruments!



B. Ganza

Compatibility: PowerScape, PrimeTime

Maraca-like sound with shaking motion.



C. Ashiko & Djembe

Compatibility: PowerScape, PrimeTime


Rhythmic drums with multiple sounds. (PrimeTime version only includes one instrument)



D. Calabazo

Compatibility: PowerScape

Upper and lower scrapers provide rhythm when moved across surface.



E. Udus

Compatibility: PowerScape

Add a bass-like thump to your music.



F. Bongos

Compatibility: PowerScape, PrimeTime

Each drum has its own distinct sound.



G. High Whistle & Train Whistle

Compatibility: PowerScape, PrimeTime

Choose from two pitches to add tonal rhythm.



H. Mega Horn

Compatibility: PowerScape, PrimeTime

Project your voice as you sing along.



Music Bench



Music Notes

I. Music Bench

Bench illustrates notes for "Hot Cross Buns."

J. Music Notes

Compatibility: PowerScape

Themed décor for rung style enclosures. Sold as a set of three.

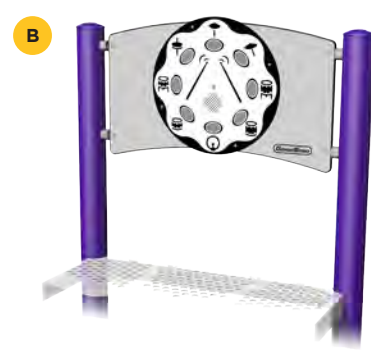
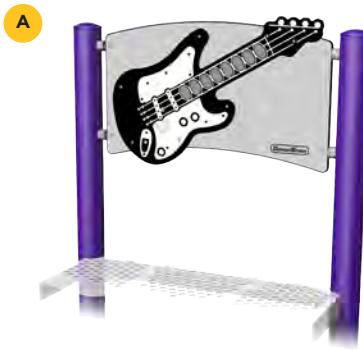
INCLUSIVE BENEFIT

GTJams is a great way to add ground-level, accessible play activities to your playground. GT Jams encourages collaboration, creativity, and age-appropriate activity for multi-generational users at any developmental stage.

A. GTJams® Electronic Bass Guitar

Compatibility: PowerScope

Rock the playground with our new electric bass panel. Features eight touch-sensitive pads that activate realistic bass guitar sounds.



B. GTJams® Electronic Drums

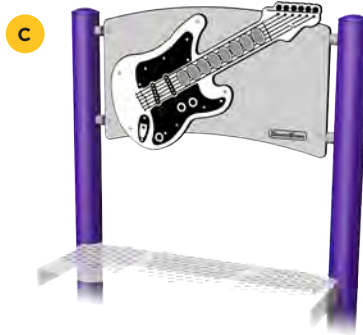
Compatibility: PowerScope

Play a drum solo with new GTJams® Electronic Drums! Eight different drum sounds activated by touch-sensitive pads.

C. GTJams® Electric Guitar

Compatibility: PowerScope

Be a guitar hero with our GTJams® Electric Guitar panel. Eight authentic guitar notes are activated by touch-sensitive pads.



D. GTJams® Electronic Keyboard

Compatibility: PowerScope

Eight touch-sensitive pads activate realistic piano sounds.

E. GTJams® Electronic Synthesizer

Compatibility: PowerScope

Create a synthesizer symphony with this new panel. Eight touch-sensitive pads activate sounds.



F. GTJams® Jam Box

Compatibility: PowerScope, PrimeTime

Touch sensitive buttons activate five different instruments and play a full polyphonic scale. Instruments include: Electric piano, percussion, electric guitar, saxophone and cat meow.

GT Jams musical instruments transform your playground into a symphony of sound.



A. SunBlox Hex Canopy

Compatibility: PowerScape

Available in 26' only. Limits direct sunlight without blocking airflow.

B. SunBlox Umbrella Canopy

Compatibility:
PowerScape, PrimeTime, Xscape, RockScape

Available in 15' only. Limits direct sunlight without blocking airflow.

C. SunBlox Square Canopy

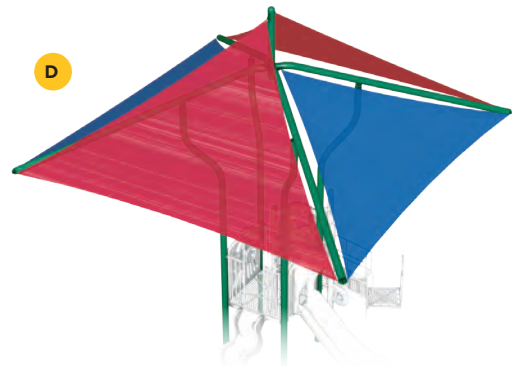
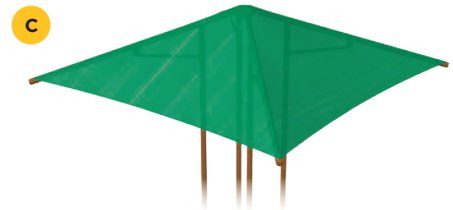

Compatibility: PowerScape, PrimeTime

Available in 20' only. Limits direct sunlight without blocking airflow.

D. SunBlox Sail

Compatibility: PowerScape

Available in 14' or 20' sizes. Limits direct sunlight without blocking airflow.



A. Fun Seat

Compatibility: PowerScape, PrimeTime

Uses the seat from the Nature Discovery Table to create another option for rest.

B. Double Seats

Compatibility: PowerScape, PrimeTime

Ground level component to add seating and places to rest. Single seat also available.

C. Leaning Rail

Compatibility: PowerScape, PrimeTime

Watch as two friends lean back on opposite sides of the rail and conversation takes flight!

D. Leaf Seat

Compatibility: PowerScape

Add a touch of nature with tree themed elements like the leaf seat, which adds a fun place to rest.




E. Nature Discover Table

Compatibility: PowerScape, PrimeTime

Tabletop features raised tactile designs of plants and animals.

F. Seat and Table for Two

Compatibility: PowerScape, PrimeTime



F



A



Transfer System
Guardrail

From exciting motion play activities, to ramps and entryways that manage traffic flow, GameTime playgrounds keep children moving.

B



Wide Ramp
Timbers

C



Inclined Ramp
3D

A. Transfer Systems

Compatibility: PowerScape, PrimeTime

Stepped platforms to gain elevation between decks on your playground. PowerScape and PrimeTime available in Barrier, Guardrail and Timbers. PowerScape also available in 3D.

B. Wide Ramp

Compatibility: PowerScape

Invented by GameTime, this ramp is wide enough for children and adults in mobility devices to pass alongside one another. Available in Barrier, Guardrail, Timbers and 3D styles.

C. Inclined Ramp

Compatibility: PowerScape


Create a smooth transition from the play structure to the ground. Available in Barrier, Guardrail, Timbers and 3D styles.

D. Sensory Wave Ramp

Compatibility: PowerScape

Transform an ordinary ramp into a sensory play experience with auditory, visual and tactile play sensors. See all of our GT Sensors™ on page 182.

INCLUSIVE BENEFIT

 Sensory Wave Ramp™ features our GT Sensors™ for additional sensory play and allows multiple users, including individuals utilizing mobility devices to access the structure simultaneously without creating obstacles or user conflict.

NEW
!

D



A. Transfer Platforms

Compatibility: PowerScape, PrimeTime

PowerScape and PrimeTime available in Barrier, Guardrail and Timbers. PowerScape also available in 3D style.

B. Punched Steel Stairs

Compatibility: PowerScape, PrimeTime

C. Access Ladder

Compatibility: PowerScape, PrimeTime

D. Accessible Steps

Compatibility: PowerScape, PrimeTime

PowerScape version available in Guardrail, Barrier, Timbers and 3D

E. Accessible Step

Compatibility: PowerScape, PrimeTime

For 1' deck height, assists with transfer from ground to deck.

F. Triangle Transfer Platform

Compatibility: PowerScape, PrimeTime

Assists with transferring from mobility device to deck.

G. Slide Transfer

Compatibility: PowerScape

Assists with transfer from mobility device to slide.

H. Accessible Dragon

Compatibility: PowerScape

GameTime's patented design adds a bit of fantasy to accessible route of travel.

I. Transfer for GFRC

Compatibility: PowerScape

Available in Timbers and 3D style

J. PrimeTime Entryways/Archways

Compatibility: PrimeTime

Entryways and archways were invented by GameTime and help direct the flow of traffic into and out of the structure.

K. PowerScape Entryways


Compatibility: PowerScape

Designed to maintain a compliant flow of traffic into and out of the play system. Available in Barrier, Guardrail, Timbers and 3D styles.

L. PowerScape Entry Archways

Compatibility: PowerScape

Available in Barrier, Guardrail, Timbers and 3D styles.



Barrier Version



Guardrail Version



Guardrail Version



Accessible Step




Triangle Transfer Platform



Slide Transfer



Accessible Dragon



Timbers Version Shown - Use with GFRC Stump, sold separately.



PrimeTime Entryway



PrimeTime Offset Archway



PrimeTime Archway



PowerScape Entryway (Guardrail)



PowerScape Entryway (Barrier)



PowerScape Entryway (Timbers)



PowerScape Entryway (3D)



PowerScape Archway (Guardrail)






PowerScape Archway (Barrier)



PowerScape Archway (Timbers)



PowerScape Archway (3D)



A. Coated Steel Decks

Compatibility: PowerScape, PrimeTime

ADA option (smaller perforations) is available for smoother access with mobility devices.

B. Hex Deck with ShadowPlay Flower

Compatibility: PowerScape

Turn the accessible handle to rotate the acrylic panels which cast colorful shadows on the play area below.

C. Rung Kickplate

Compatibility: PowerScape

Fills areas of 16" to 3' rise between wide decks to provide climbing aid.

D. Deck with Internal Climber

Compatibility: PowerScape

Available for Trapezoid and Square Decks.

E. Kickplates

Compatibility: PowerScape, PrimeTime

Fills openings between deck rises and provides climbing aid.

F. Timber Décor Decks




Compatibility: PowerScape

Increase the recycled content of your playground by replacing steel decks with recycled plastic decks. Available in Cedar or Redwood.

G. Deck Curb

Compatibility: PowerScape

Curb rises slightly above the deck to provide added safety for children using mobility devices.




A. Shadow Play Single

Compatibility: PowerScape



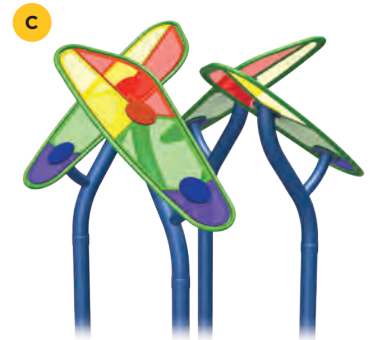
B. Shadow Play Tri

Compatibility: PowerScape



C. Shadow Play Quad

Compatibility: PowerScape



D. Shadow Play Pentagon

Compatibility: PowerScape

E. Shadow Play Hex

Compatibility: PowerScape

F. Shadow Tree 3D Single

Compatibility: PowerScape

G. Shadow Tree 3D Tri

Compatibility: PowerScape

H. Shadow Tree 3D Quad

Compatibility: PowerScape

I. Shadow Tree 3D Pentagon


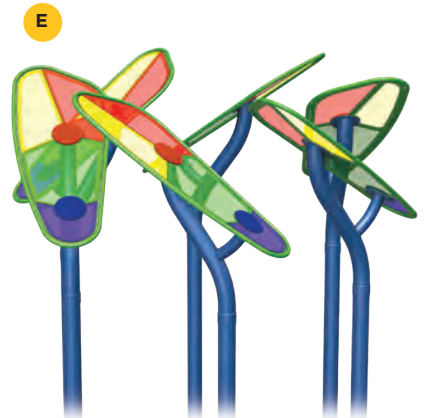
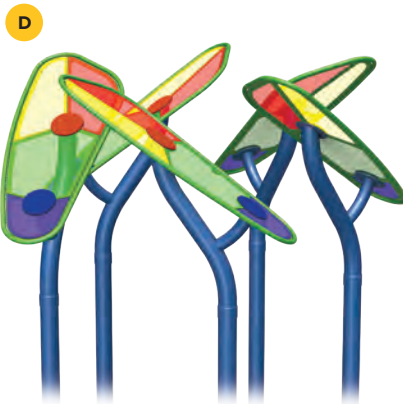
Compatibility: PowerScape

J. Shadow Tree 3D Hex

Compatibility: PowerScape

K. Shadow Grove 3D

Compatibility: PowerScape




A



Tree Topper



Pine Topper



Seaweed Topper (PowerScape Only)

A. HDPE Upright Toppers

Compatibility: PowerScape, PrimeTime


Durable, two-color HDPE plastic toppers for your forest or sea themed play system. Pine Topper also available for PrimeTime.

B. HDPE Upright Accents

Compatibility: PowerScape

Add a touch of the forest or the sea to your themed play system with these two color HDPE accents.


B



Bluejay Accent



Starfish Accent



Woodpecker Accent



Clownfish Accent

C. HPL Upright Accents

Compatibility: PowerScape

Add a touch of the forest or the sea to your themed play system with these full color HPL accents.

D. Conifer Topper

Compatibility: PowerScape

Add a touch of nature with tree themed toppers.

E. Leaf Topper


Compatibility: PowerScape, PrimeTime

Add a touch of nature with tree themed toppers.

C



Treefrog Accent



Squirrel Accent



Fish Accent



Sea Turtle Accent


D



E



Single Leaf Topper

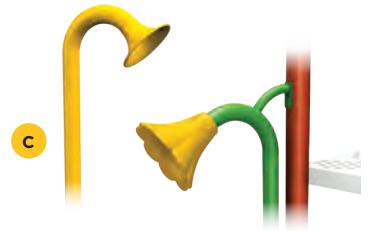



Double Leaf Topper

A. Flag Post

Compatibility: PowerScape, PrimeTime

Available in 2' thru 5' extensions.



B. Noodle Topper

Compatibility: PowerScape, PrimeTime

Fun, decorative post topper.

C. Talk Tubes

Compatibility: PowerScape, PrimeTime

Communicate between two Talk Tubes placed within the use zone.

D. Hand Cycler

Compatibility: PowerScape, PrimeTime

E. ThunderRing™

Compatibility: PowerScape, PrimeTime

Loose material inside creates a "rain" sound.



F. Telescope

Compatibility: PowerScape, PrimeTime

Real working 4x32 magnification optics. Also available freestanding.



G. Custom Graphic Signs

Compatibility: PowerScape, PrimeTime

Available with one sided or two sided graphics. Camera-ready artwork must be provided at time of order or additional charges will apply.

H. Age-Appropriate Molded Signs

Compatibility: PowerScape, PrimeTime

Rotationally-molded sign for 2-5 or 5-12 play areas.




Talking Playground

Compatibility: PowerScape

Solar-powered discovery sound activity. Press the buttons on the upright for loud, clear sound effects from the topper above.

Choose from four different sound sets. Each set contains four unique sound effects that have been digitally recorded for pristine quality sound.

| | | | |
|----------------|---------|--------|-------|
| | | | |
| Transportation | Animals | Nature | Music |





A Slate Style with Eave (single color option)

Shale Style (PrimeTime only)

Shingle Style

Shingle Style with Eave (two color option)

Slate Style

A. Universal Roofs

Compatibility: PowerScape, PrimeTime

Available with eave for PowerScape, without eave for PrimeTime

B. Timbers Slant Roof

Compatibility: PowerScape, PrimeTime

Recycled plastic lumber

C. Timbers Half Hex Roof

Compatibility: PowerScape, PrimeTime

Recycled plastic lumber

D. Timbers Hex Roof

Compatibility: PowerScape, PrimeTime

Recycled plastic lumber

E. Pentagon Dome Roof

Compatibility: PowerScape

Used on single pentagon decks.

F. Square Dome Roof

Compatibility: PowerScape

Used on single square decks.

G. Sail Roof

Compatibility: PowerScape, PrimeTime

A modern chevron design that adds a playful look to a play system.



B

C

D

E

F



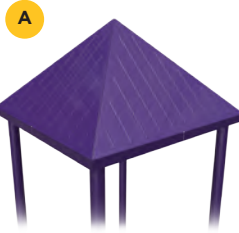
G



A. Tin Roof 4 Wide Tri

Compatibility: PowerScape

Covers four wide triangle decks.



B. Tin Roof 4 Square

Compatibility: PowerScape

Covers four PowerScape decks.

C. Tin Roof Wide Pentagonal

Compatibility: PowerScape


D. Tin Roof Gable

Compatibility: PowerScape


Roof sections can be configured for a custom design.



Gable Roof



End Gable



Gable Filler

E. Arched Perforated Metal Roof

Compatibility: PowerScape, PrimeTime

Provides shade and airflow.

F. Peaked Roof

Compatibility: PowerScape, PrimeTime

Provides shade and airflow. Also available with Timber Décor option for PowerScape.



G. Modern Roof

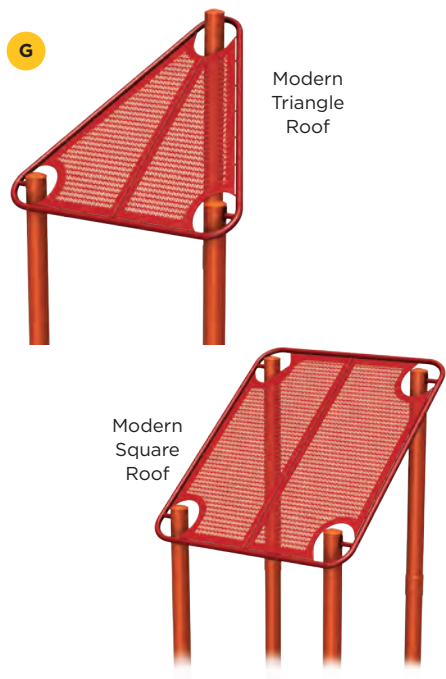
Compatibility: PowerScape

A great architectural roof option.

H. Tin Roof Cross Gable

Compatibility: PowerScape

Roof sections can be configured for a custom design.



Modern Triangle Roof

Modern Square Roof



The Industry's Leading Warranty.®

*For the purpose of this warranty, lifetime encompasses no specific term of years, but rather that Seller warrants to its original customer for as long as the original customer owns the Product and uses the Product for its intended purpose that the Product and all parts will be free from defects in material and manufacturing workmanship.

- **Lifetime limited warranty** on PowerScope®, PrimeTime®, Xscape® and IONiX® uprights.
- **Lifetime limited warranty** on all hardware.
- **Lifetime limited warranty** on GameTime PowerScope TruLoc® connections.
- **Lifetime limited warranty** on PrimeTime and Xscape bolt-through connections.
- **Fifteen-Year limited warranty** on metal decks, pipes, rungs, rails and loops.
- **Fifteen-Year limited warranty** on rotationally molded products.
- **Five-Year limited warranty** on glass fiber reinforced concrete PlayWorx structures.
- **Twenty-Year limited warranty** on Timber Décor™ & Timbers recycled plastic lumber.
- **Five-Year limited warranty** on nylon-covered cable net climbers and components.
- **Ten-Year limited warranty** on pressure-treated pine and redwood products.
- **Ten-Year limited warranty** on Advanced, Elite & stationary Base Series posts & bars.
- **Ten-Year limited warranty** on site furnishings.
- **Ten-Year limited warranty** on integrated GTShade® products.
- **Ten-Year limited warranty** on fiberglass and DHPL signage.
- **Five-Year limited warranty** of Tuff Forms by PLAYTIME products
- **Five-Year limited warranty** on Super Seats™.
- **Three-Year limited warranty** on SaddleMates® rubber and "C"-springs.
- **One-Year limited warranty** on all other GameTime products.

TO THE EXTENT PERMITTED BY LAW, THESE WARRANTIES ARE EXPRESSLY IN LIEU OF ANY OTHER IMPLIED OR EXPRESSED WARRANTIES OR REPRESENTATIONS BY ANY PERSON, INCLUDING ANY IMPLIED WARRANTY OF MERCHANTABILITY OR FITNESS. Warranties do not cover damage caused by vandalism or abuse. Warranty claims must be filed within the applicable warranty period and accompanied by a copy of the original invoice or GameTime invoice number.



General Services Administration

Under the GSA Schedules Program, GSA enters into contracts with commercial firms to provide supplies and services at stated prices for given periods of time. Orders are placed directly with the Schedule contractor, and deliveries are made directly to the customer.

The GSA Schedules Program mirrors commercial buying practices more than any other procurement process in the federal government today. It provides customers with state-of-the-art, high-quality commercial supplies and services at volume discount pricing on a direct delivery basis. All customers, large or small, even those in remote locations, are provided the same services, convenience, and pricing.



Lekotek

National Lekotek Center

Lekotek is a nonprofit organization serving a network of affiliates, organizations, professionals and families through toys and play since 1980. Lekotek strives to make the world of play accessible to all children, and promotes play products as tools for children to learn, develop skills and reach milestones.

GameTime's parent company, PlayCore, worked in partnership with with the National Lekotek Center to develop 2Play Together - a rich inclusive play program specifically designed to promote inclusive play, understanding, and fun between children with and without disabilities on the playground. We are proud to partner with the National Lekotek Center to carefully evaluate a variety of products through their AblePlay Rating™ system to assess how it meets the needs of children of all abilities and support more inclusive play opportunities. In 2012, the National Lekotek Center awarded GameTime the first AblePlay ratings for commercial playground equipment for many of our inclusive play products.



U.S. COMMUNITIES
GOVERNMENT PURCHASING ALLIANCE

U.S. Communities

With more responsibilities and smaller budgets than ever before, state and public agencies today are looking for ways to reduce both time and dollars spent. With U.S. Communities, a National Collaborative Purchasing Program, agencies are allowed to skip the lengthy bid process and take advantage of significant government discounts for playground equipment. And although saving money is a great benefit, most agencies agree that it is the ability to skip the bid process that is most attractive.



US Green Building Council

The U.S. Green Building Council is a 501(c)(3) nonprofit organization committed to a prosperous and sustainable future for our nation through cost-efficient and energy-saving green buildings. USGBC works toward its mission of market transformation through its LEED Green Building Program, robust educational offerings, and a nationwide network of chapters and affiliates.



ISO 9001/ISO 14001

Industry certification processes issued by the International Organization for Standardization. ISO 9001 is used to measure manufacturing standards and to certify company compliance with quality management systems covering design, development, production, installation, inspection and testing. ISO 14001 also known as the green certification, specifies the requirements of an environmental management system (EMS). An EMS is a systemic approach to handling environmental issues within an organization. GameTime is ISO 9001 and ISO 14001 certified.

ASTM

ASTM International is an independent and world renowned developer of technical standards utilized in testing a multitude of products. ASTM's F15.29 committee met regularly for over a decade in the continual development of the F1487 Standard Consumer Safety Performance Specifications for Playground Equipment for Public Use. The original standard, F1487-93 was published in 1993 and subsequently replaced by the current version F1487-11, Published October 2011.

Throughout this catalog we state ASTM Use Zones in dimensional form per the ASTM F1487 Standard Consumer Safety Performance Specifications for Playground Equipment for Public Use, which are minimum dimensions. Consideration should be given to the number of users and their circulation patterns.

ASTM INTERNATIONAL
100 Barr Harbor Drive, PO Box C700
West Conshohocken, PA 19428-2959
Website: www.astm.org
E-mail address: service@astm.org



IPEMA

In the interest of public playground safety, the International Playground Equipment Manufacturers Association (IPEMA) provides a Third Party Certification Service whereby a designated independent laboratory, TÜV America, validates an equipment manufacturer's certification of conformance to ASTM F1487-11, Standard Consumer Safety Performance Specification for Playground Equipment for Public Use, except sections 7.1.1, 10 & 12.6.1; to CAN/CSA Z614, Children's Playspaces and Equipment, except clauses 9.8, 10 & 11, or both. The use of the corresponding logo in GameTime's catalog signifies that GameTime has received written validation from the independent laboratory that the product(s) associated with the use of the logo conforms to the requirements of the indicated standard. Check the IPEMA website, www.ipema.org, to confirm product validation.

IPEMA
4305 N. 6th Street, Suite A
Harrisburg, PA 17110
Website: www.ipema.org
E-mail: certification@ipema.org

CPSC

The Consumer Product Safety Commission is an independent agency within the United States Federal Government with the authority to inform the public of current product safety performance information and recommended practices. The CPSC first published their guidelines for public playgrounds in 1981 and have updated their publication several times since then. The current CPSC Handbook for Public Playground Safety, publication #325, is an excellent guide for owners and operators of public play environments.

U.S. Consumer Product Safety Commission
Washington, DC 20207
Website: www.cpsc.org
E-mail address: info@cpsc.gov

CSA

The Canadian Standards Association is an independent and renowned developer of technical standards utilized in evaluating a multitude of products. The CSA standard on Children's Playspaces and Equipment 1990 edition was revised in March, 2007 and is now officially CAN/CSA-Z614-14, entitled Children's Playspaces and Equipment. The CSA standard is significantly harmonized with the ASTM F1487-11 standard.

Canadian Standards Association
5060 Spectrum Way Suite 100
Mississauga, Ontario L4W 5N6
Website: www.csa.ca

ADA

Access Board (The United States Architectural and Transportation Barriers Compliance Board) has completed Accessibility Guidelines for Play Facilities as set forth in the Americans with Disabilities Act of 1990. The final rules, fact sheets and analysis are all available at the Department of Justice.

Access Board
1331 F street, NW
Washington, DC 20004-1111
Website: www.access-board.gov

E-mail address: greenwell@access-board.gov



TÜV America

Product Service, an international testing and certification organization is a European Union Notified and Competent Body providing services which include product testing and certification. The highly visible TÜV-Mark demonstrates to customers that safety testing and certification has been completed by an independent third-party organization. The "S" pictogram combined with the statements "Safety tested", "EN 1176" and "Production monitored" indicate that these products have passed a comprehensive testing procedure based upon the European Harmonized Standard for Commercial Playground Equipment, EN 1176 and that the GameTime production plant is regularly monitored by TÜV. Contact your international GameTime distributor for complete EN 1176 compliance details.

TÜV America, Inc.
5 Cherry Hill Drive
Danvers, MA 01923
Website: www.tuvam.com
E-mail: info@tuvps.com

GameTime Policies

Specifications: Specifications were current at the time of publication. GameTime has an ongoing policy of product improvement and therefore reserves the right to improve specifications or discontinue products without notice.

Terms of Sale: To governmental agencies and tax supported institutions, and those with approved credit, payment is due within 30 days from the date of invoice. A 1.5% per month finance charge will be imposed on all past due accounts. We also accept payment by VISA, MasterCard or American Express. All other orders will require a 50% deposit at the time of order entry. The balance will be due with a certified check upon receipt of shipment (C.O.D.).

Prices: Prices are F.O.B. factory and do not include freight charges. All prices listed were current at the time of publication and quoted in U.S. Funds. Prices are subject to change without notice. Current prices will apply at the time of shipment. Due to the abnormally high cost of fuel and its impact on many of the materials used in our industry, quotations are valid for 30 days only and prices may be subject to material and fuel surcharges at the time of shipment.

Freight charges: Freight charges are determined and collected by the carrier unless GameTime is requested and agrees to prepay and add these costs to the invoice.

Taxes: If applicable, taxes will be added to the invoice except when a tax exempt certificate is provided with the purchase order at the time of order entry.

Minimum Order: Our minimum order is \$50 (USD). Any order less than \$5,000 requires cash with order or payment by major credit card.

Order Cancellation: Once accepted, orders can be canceled only with the consent of GameTime, and on terms which will indemnify GameTime against loss. Canceled orders will be subject to a restocking fee. Equipment "built-to-order" is non-cancelable.

Domestic Shipments: Unless specifically given routing instructions on the purchase order, shipment will be made via the carrier we consider to be the most economical and practical in reaching the final destination. All domestic shipments are governed by ICC Regulations.

Delays in transit: GameTime is not responsible for delays in transit and such delays shall not alter our invoicing terms. If your order does not reach you within a reasonable time after being advised that shipment went forward from our plant, GameTime will be glad to assist in the tracking process.

Loss or damage in transit: GameTime is not responsible for loss or damage in transit. When we release the material to the carrier, a bill of lading is signed which states that the shipment was received from us complete and in good condition. A copy of this bill of lading is forwarded to you with the shipment and should be checked carefully with the materials you receive. Any shortage, discrepancy or damage must be noted on the delivery receipt and signed by the carrier's representative. Failure to note exceptions on the delivery receipt may impair your right to recovery from the carrier.

Weights: All published weights are estimated and include appropriate packing materials. Actual weights may vary slightly.

GameTime Trademarks

Arlington®, AstroRail®, BigFoot®, Bristol®, Challenge Course by GameTime®, Citadel®, Earleville®, Enriching Childhood Through Play®, Escalante®, EveryBODY Plays®, Expression Swing®, F5®, FitKid®, FlipSlide®, GameTime®, Gizmo®, GT®, GTFit®, GT H2O®, Heliocentrix®, IONiXGT®, GTImpax®, GTJams®, GTShade®, GT Xcelerator®, GulfPort®, KidTime®, MegaLock®, Mega Rock®, Meet, Compete, Repeat®, Merry-Go-All®, Moving Fitness Forward®, Old Forge®, Peek-A-Boo®, Play Has No Limit®, Play Is Instrumental®, Play Palettes®, PlayLab®, Playworx®, Pod®, PowerLock®, PowerScape®, PrimeTime®, Rain Wheel®, RockScape®, Saddle-Mates®, Sedona®, See What You've Been Missing®, Sky Runner®, Sky Wheel®, StreetScape®, The Leader In Play®, The Power of Play®, TotStuff®, Triton®, TuffClad®, Tuff Forms®, Tru-Loc®, TotTime®, TotStuff®, Shadow Play®, Waist-Hi®, WallCano®, WilderSlide®, XtremePlay®, Xscape®, Zero-G®, Zip Slide® are registered trademarks of GameTime, a PlayCore company®, Animal Trackers™, iTrack Fitness™, G2™, GT Symphony™, Kidnetix™, PlayTrails™, Rebound™, Sensory Car Wash™, Sensory Seats™, Sensory Wave Climber™, Sensory Wave Spinning Seat™, SunBlox™, Super Seats™, TriRunner™, Whirlwind Seat™, are trademarks of GameTime, a PlayCore Company.



WARNING

- **Installation over a hard surface such as concrete, asphalt, or packed earth may result in serious injury from falls.**
- **Remove hood and neck drawstrings from children's clothing before children play on a playground.**
- **Parents, guardians and supervisors should check for hot surfaces before allowing young children to play.**
- **Parents, guardians and supervisors should not allow children to play on playground equipment while wearing helmets.**

Submarine



Uprights
Champagne
Metal
Burgundy

Plastic
Dark Blue
Decks
Blue

HDPE
Sky Blue
2 Color HDPE
Sky Blue/White



Jovial



Uprights
Burgundy
Metal
Butterscotch

Plastic
Spring Green
Decks
Blue

HDPE
Gray
2 Color HDPE
Gray/Black

Shine



Uprights
Sky Blue
Metal
Spring Green

Plastic
Orange
Decks
Gray

HDPE
Orange
2 Color HDPE
Spring Green/White



Patriotic



Uprights
Burgundy
Metal
White

Plastic
Champagne
Decks
Blue

HDPE
Blue
2 Color HDPE
Blue/Beige

Jellybean



Uprights
Burgundy
Metal
Butterscotch

Plastic
Blue
Decks
Blue

HDPE
Blue
2 Color HDPE
Red/White





Carnival



Uprights
Spring Green
Metal
Butterscotch

Plastic
Sky Blue
Decks
Red

HDPE
Blue
2 Color HDPE
Sky Blue/White

Papaya



Uprights
Orange
Metal
Spring Green

Plastic
Yellow
Decks
Brown

HDPE
Sky Blue
2 Color HDPE
Sky Blue/White



Wisteria



Uprights
Spring Green
Metal
Champagne

Plastic
Periwinkle
Decks
Gray

HDPE
Blue
2 Color HDPE
Spring Green/White

Deep Space



Uprights
Starlight Black
Metal
Yellow

Plastic
Sky Blue
Decks
Blue

HDPE
Red
2 Color HDPE
Red/White



Emerald



Uprights
Metallic
Metal
White

Plastic
Spring Green
Decks
Blue

HDPE
Yellow
2 Color HDPE
Red/White

Bayou

| | | |
|---------------------------------|-----------------------------|------------------------------------|
| Uprights Spring Green | Plastic Champagne | HDPE Green |
| Metal Bronze | Decks Brown | 2 Color HDPE Green/Beige |



Riverbank

| | | |
|------------------------------|-------------------------|---------------------------------------|
| Uprights Champagne | Plastic Green | HDPE Blue |
| Metal Sky Blue | Decks Blue | 2 Color HDPE Sky Blue/White |



Malibu

| | | |
|---------------------------|--------------------------------|---|
| Uprights Bronze | Plastic Spring Green | HDPE Spring Green |
| Metal Beige | Decks Brown | 2 Color HDPE Spring Green/White |



Rainforest

| | | |
|------------------------------|-------------------------------|-----------------------------------|
| Uprights Bronze | Plastic Light Green | HDPE Gray |
| Metal Butterscotch | Decks Brown | 2 Color HDPE Gray/Black |



Atlantic

| | | |
|------------------------------|----------------------------|---------------------------------------|
| Uprights Metallic | Plastic Sky Blue | HDPE Sky Blue |
| Metal Spring Green | Decks Blue | 2 Color HDPE Sky Blue/White |



METAL




PLASTIC



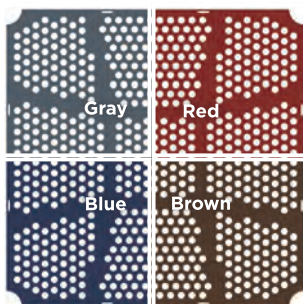
POLYETHYLENE (HDPE)



SUNBLOX™ CANOPY & SHADE



DECKS



SPECIAL ROCK



WALLCANO® HANDHOLDS



TIMBER DÉCOR



NETS



Net Climbers

KidNetix Ropes Course Nets

Xscape Nets

Freestanding Pyramid Nets



GameTime®

PLAYCORE Company

© 2017 GameTime, A PlayCore Company. P.O. Box 680121 Fort Payne, Alabama USA 35968-0121 Printed in U.S.A #168981

1.800.235.2440
www.gametime.com

