



JANUARY 2009

 **GRABER[®]**
DRAPERY HARDWARE PRICE LIST

An Enduring LEGACY

From its humble beginning as the creator of the “Badger Crane” in 1939, Graber has evolved into one of the leading drapery hardware manufacturers of the 21st century. The Graber family founded the company on principles of quality and innovation. That simple approach lives on today.

A Commitment to QUALITY

Our commitment to quality is steeped in tradition. Whether it’s inspiration you seek or innovation you crave, energize your creative spirit with the Drapery Hardware Collection.

Hardware Selection Guide

.....	3-4
-------	-----

Getting Started

Rod Width - General Guidelines.....	5
Drapery Width - General Guidelines.....	5

Section 0

CONVENTIONAL ADJUSTABLE TRAVERSE RODS

Flex Rod.....	8
Super Heavy Duty (SHD) Traverse Rods.....	8-9
SHD Two-Way Traverse Rods.....	8
SHD Traverse and Plain Rods.....	8
SHD Double Traverse Rods.....	8
SHD Traverse and Valance Rods.....	8
SHD One-Way Left Traverse Rods.....	9
SHD One-Way Right Traverse Rods.....	9
Heavy Duty (HD) Traverse Rods.....	9
HD Two-Way Traverse Rods.....	9
HD Double Traverse Rods.....	9
HD One-Way Baton Draw Traverse Rods.....	9
HD Traverse and Dauphine® Rods.....	9
Regular Duty (RD) Traverse Rods.....	10
RD Two-Way Traverse Rods.....	10
RD One-Way Convertible Traverse Rods.....	10
RD Hold-Tite Stirrups and Supports.....	10
Conversion Kits and Accessories.....	11-12
Traverse Sheer Rod Kit.....	11
Conversion Accessory Kits.....	11
Master Carriers.....	11
Traverse Rod Accessories.....	12

Section 1

DECORATIVE ADJUSTABLE TRAVERSE RODS

1½" Elegance® II Traverse Rods.....	14
1½" Alexandria® Traverse Rods.....	14
1½" Tradition Traverse Rods.....	14
1½" Windsor Traverse Rods.....	14
Accessories.....	15
Cord Drops and Cord.....	15
Decorative Rod Projection Extender.....	15
Decorative Traverse Rod Brackets.....	15

Section 2

ADJUSTABLE CAFE RODS

Complimentary Rods for Decorative Traverse.....	18
1½" Elegance II Cafe Rods.....	18
1½" Windsor Rods.....	18
Windsor Swagholder.....	18
¾" Tradition Cafe Rods.....	18
⅞" Tradition Cafe Rods.....	18
Cafe Brackets.....	18
Decorative Rod Projection Extenders.....	18
¾" Round Spring Tension Cafe Rods.....	19
⅞" Round Spring Tension Cafe Rods.....	19
1" Shower Spring Tension Rods.....	19
Oval Spring Tension Rods.....	19
⅞" Round Sash Cafe Rods.....	19
Sash Bracket.....	19

Section 3

WOODWARE

2" Regal Finial Collection.....	24
2" Mission Collection.....	24
2" Finials.....	24
2" Smooth Wood Poles.....	24
2" Brackets.....	24
2" Wood Rings.....	24
2" Wood Finials.....	25
2" Smooth Wood Poles.....	25
2" Fluted Wood Poles.....	25
2" Wood Brackets.....	25
2" Center Supports.....	25
2" Wood Rings.....	25

2" Collection Accessories.....	26
Wood Holdbacks.....	26
Metal Supports.....	26
2" Wood Return.....	26
2" Wood Pole Socket.....	26
2" Wood Pole Connector.....	26
1¾" Elite Finial Collection.....	27
1¾" Decorative Finials.....	27
1¾" Smooth Wood Poles.....	27
1¾" Fluted Wood Poles.....	27
1¾" Wood Pole Brackets.....	27
1¾" Wood Pole Rings.....	27
Wood Accessories.....	28
Metal Supports.....	28
1¾" Wood Pole Return.....	28
1¾" Wood Pole Socket.....	28
1¾" Wood Pole Connector.....	28

Section 4

CURTAIN RODS

Crystal Clear™ Rods.....	30
Arch Rod.....	30
Specialty Window Hardware Kit.....	30
Single Curtain Rods.....	30
Sash Rods.....	30
Arch Rod Mounting Accessories for Crystal Clear Rodding.....	30
Brackets for Crystal Clear Rodding.....	30
Lock-Seam Curtain Rods.....	31-32
Single Lock-Seam Curtain Rods.....	31
Double Lock-Seam Curtain Rods.....	31
Triple Lock-Seam Curtain Rods.....	31
Lock-Seam Curtain Rod Extender.....	31
Lock-Seam Canopy Rods.....	32
Standard Curtain Rods.....	32
Single Standard Curtain Rods.....	32
Standard Curtain Rod Extenders.....	32
Lock-Seam Sash Rods.....	32
Swivel End Sash Rods.....	32
Adjustable Lock-Seam Bay Rods.....	32
Dauphine® Rods – Flat Valance Rods.....	33
2½" Dauphine Rods.....	33
2½" Dauphine and Traverse Rods.....	33
2½" Dauphine and Curtain Rods.....	33
Brackets and Supports for 2½" Dauphine Rods.....	34
4½" Dauphine Rods.....	34
Brackets and Supports for 4½" Dauphine Rods.....	34
2½" Dauphine Rod for Bay Window & Corners.....	35
4½" Dauphine Rod for Bay Window & Corners.....	35
2½" Frost Dauphine Rods.....	35
2½" Spring Tension Dauphine.....	35
Economy Flat Rods.....	35
2½" Wide Pocket Rods.....	35
Rod Accessories.....	36
Curtain Rod Supports.....	36
Curtain Rod Brackets.....	36
Double Rod Supports.....	36
Wire Valance Supports.....	36

Section 5

ACCESSORIES

Swagholders and Holdbacks.....	38
Magic™ Swagholder.....	38
Hidden Tieback Holders.....	38
Miniature Holdbacks (Plastic).....	38
Pin-On Tieback Ring.....	38
Cord Cleats.....	38
Decorative Holdbacks (Plastic).....	38
Molded Cafe Rings with Eye.....	39
Rings and Clips.....	39
Round Cafe Clips.....	39
Shower Curtain Rings.....	39
Cornice Bracket and Angle Irons.....	40
Tenter Hooks.....	40
Screws Eyes.....	40
Batons – Fiberglass.....	40
Cord Tension Pulleys.....	40
Drapery Hooks and Pins.....	41-42
Jet Pinner and Hooks for Closed or Open Headings.....	41
Slip-In Hooks for Open Headings.....	41
Pin-On Hooks for Closed or Open Headings.....	42

CONTENTS

Section 5 (cont.)

Traverse Slides.....	43
Cord Guide.....	43
Wall Anchors.....	43
Slotted Hex Washer Head Toggle Bolts.....	43
Cup Hooks.....	44
Metal Tieback Ring.....	44
Hex Head Screws.....	44
Teks Screws.....	44
Traverse Cord.....	45
Decorative Traverse Rod Brackets.....	45
Cord Drops.....	45
Lead Weights.....	45
Weighted Tape.....	45
Decorative Rod Projection Extenders.....	45
Auto Traverse Replacement Parts.....	45

Section 6

CUT-TO-MEASURE, MADE-TO-MEASURE

Flexible Traverse Rod.....	48
Assembled Flex Rod.....	48
Crystal Clear™ Rodding.....	48
Crystal Clear Rod Mounting Accessories.....	48
Rods, Brackets, Supports & Components.....	49
Brackets and Bracket Extenders.....	49
Rod Sockets.....	49
Slides.....	49
9-200 Series.....	50
Heavy Duty Track.....	50
Splice.....	50
End Pulleys.....	50
Hold-Tite Master Carriers, Stirrups and Supports.....	50
9-300 Series.....	51
Regular Duty Track.....	51
Master Carriers and Pulley Sets.....	51
Rod Splice and End Cap.....	51
Hold-Tite Stirrups and Supports.....	51
Drop-In Brackets.....	51
Oval 9-400 Series.....	52
Track.....	52
Reversible Elbow.....	52
Spring Socket.....	52
Brackets.....	52
Splice.....	52
Supports.....	52
3/8" Solid 9-600 Rodding, Steel.....	53
Gooseneck Brackets.....	53
Barrel Brackets.....	53
Tools.....	53
Made-to-Measure Rod Sets.....	54
Heavy-Duty Made-to-Measure Rod Sets.....	54
Flex Made-to-Measure Rod Sets.....	54

Section 7

BULK RODS

Super Heavy Duty (SHD) Traverse Rods.....	56
SHD One-Way Left Traverse Rods.....	56
SHD One-Way Right Traverse Rods.....	56
Heavy Duty (HD) Traverse Rods.....	56
End Brackets.....	57
Universal Center Supports and Stirrups.....	57
Cord Drops, Tension Pulley, Cord Guide.....	57
Dauphine® Flat Rod Components.....	58
2½" Wide Dauphine Curtain Rod and Components.....	58
Brackets for 2½" Wide Dauphine Rods.....	58
Center Supports for 2½" Wide Dauphine Rods.....	58
4½" Wide Dauphine Curtain Rod and Components.....	58
Brackets for 4½" Wide Dauphine Rods.....	58
Center Supports for 4½" Wide Dauphine Rods.....	58
Hinged Dauphine Components.....	58

Section 8

COMMERCIAL

Super Duty Slimline Track and Components.....	60-66
Super Duty Slimline Cord Draw Track.....	60
Pulley Sets – Cord Draw Super Duty Slimline.....	60
Master Carriers – Cord Draw Super Duty Slimline.....	60
Miscellaneous Parts – Cord Draw Super Duty Slimline.....	60
Mounting Brackets – Cord Draw Super Duty Slimline.....	61

Wall Anchors and Screws.....	61
Super Duty Slimline Baton Draw Track.....	62
Mounting Brackets – Baton Draw Super Duty Slimline.....	62
Miscellaneous Parts for Super Duty Slimline Track.....	62
Master Carriers – Baton Draw Super Duty Slimline.....	62
Snap Tape and Accessories Super Duty Slimline.....	63
Stack Pleat Snap Tape and Accessories.....	63
Roll Pleat Snap Tape.....	63
Rolling Swivel Carriers for Roll Pleat – Stack Pleat – Pinch Pleat.....	63
Stack Pleat Made-to-Measure Sets.....	64
Cord Draw Super Duty Slimline.....	64
Cord Draw Super Duty Slimline Accessories.....	64
Baton Draw Super Duty Slimline.....	64
Baton Draw Super Duty Slimline Accessories.....	64
Roll Pleat Made-to-Measure Sets.....	65
Cord Draw Super Duty Slimline.....	65
Cord Draw Super Duty Slimline Accessories.....	65
Baton Draw Super Duty Slimline.....	65
Baton Draw Super Duty Slimline Accessories.....	65
Pinch Pleat Made-to-Measure Sets.....	66
Cord Draw Super Duty Slimline.....	66
Cord Draw Super Duty Slimline Accessories.....	66
Baton Draw Super Duty Slimline.....	66
Baton Draw Super Duty Slimline Accessories.....	66
Contrack® Track and Components.....	67-70
Contrack Track.....	67
Contrack Master Carriers.....	68
Contrack Pulley Sets and Insert Pulleys.....	68
Contrack End Stop and Return Extenders.....	68
Contrack Cord and Cord Tension Pulley.....	68
Contrack Parts.....	69
Batons – Fiberglass.....	69
Contrack Carriers.....	69
Contrack Mounting Brackets.....	70
Contrack Made-to-Measure Sets.....	70
Deluxe Cubicle Set.....	70

Section 9

FRAMEWORKS®

3/4" Decorative Rod Sets and Holdbacks.....	72-73
Ball Rod Sets and Holdbacks.....	72
Scroll Rod Sets and Holdbacks.....	72
Square Rod Sets and Holdbacks.....	72
Urn Rod Sets and Holdbacks.....	72
Classic Square Rod Sets and Holdbacks.....	72
Cambridge Rod Sets and Holdbacks.....	72
Triple Leaves Rod Sets and Holdbacks.....	72
Spiral Rod Sets and Holdbacks.....	72
Morgan Rod Sets and Holdbacks.....	73
Jefferson Rod Sets and Holdbacks.....	73
Leafy Fan Rod Sets and Holdbacks.....	73
Crackled Glass Rod Sets and Holdbacks.....	73
Birdcage Rod Sets and Holdbacks.....	73
Shepherds Crook Rod Sets and Holdbacks.....	73
Multiple Leaf Rod Sets and Holdbacks.....	73
Metal Rings.....	74
Wood Pole Sets.....	75
1½" Wood Pole Set.....	75
½" Wood Pole Set.....	75
Wood Components.....	75
1½" Fluted Wood Poles.....	75
1½" Wood Finials.....	75
1½" Wood Brackets and Rings.....	75
Sconces.....	75

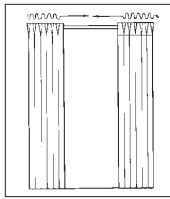
Section 10

INFORMATION

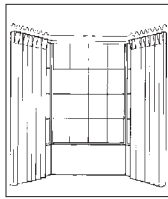
How to Order Cut To Measure Traverse Rods.....	78
Custom Rod Comparison Charts.....	79
Commercial Track Information.....	80-81
Made-to-Measure Rods – Specifications.....	82
Restringing and Cord Diagrams.....	83
Drapery Hardware Metric Conversion Chart.....	84
Bracket Guide.....	85
Merchandising Materials - Sales and Merchandising Aids.....	86
Glossary.....	87
Numerical Listing.....	88-92
Index.....	93-94

HARDWARE SELECTION GUIDE

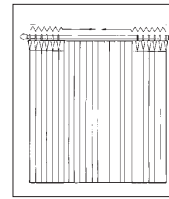
The purpose of this guide is to assist in the selection of the Graber® hardware needed for a given window treatment. For many treatments, you have a variety of rods and accessories to choose from. Product selection is made on the basis of finish, design styling, operating characteristics, drapery weight, and installation requirements. If desired, it is also possible to assemble a custom rod from component parts for selected treatments.



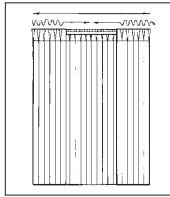
TWO-WAY TRAVERSE
 Rod Sets 8-10
 M-T-M Sets 48-54
 Commercial 60-70



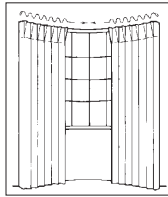
BAY WINDOW TRAVERSE
 Flex Rod 8
 M-T-M Sets 48-51, 54
 Commercial 60-70



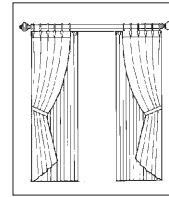
TRAVERSE WITH SHEER
 Decorative Rods 14
 Curtain Rods 31-36



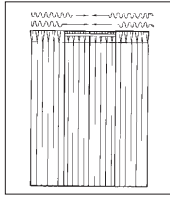
TRAVERSE AND SHEER
 Rod Sets 8
 Conversion Kits 11
 Oval C-T-M Rods 52




BOW WINDOW TRAVERSE
 Flex Rod 8
 M-T-M Sets 48-51, 54
 Commercial 60-70




PLEATED PANELS OVER SHEER
 Rod Sets 18, 72-73
 Woodware 22-28, 75
 Rings 39, 74
 Tieback Holders 38, 72-73
 Curtain Rods 31-36



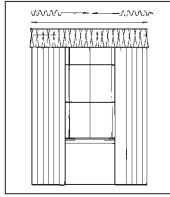
DOUBLE TRAVERSE
 Rod Sets 8-9
 Conversion Kits 11



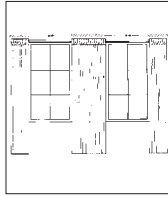
CORNER WINDOW TRAVERSE
 Flex Rod 8
 M-T-M Sets 48-51, 54
 Commercial 60-70



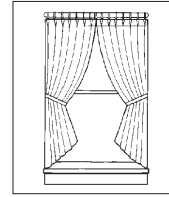
PLEATED DRAPERY PANELS
 Rod Sets 18, 72-73
 Woodware 22-28, 75
 Rings 39, 74
 Tieback Holders 38, 72-73



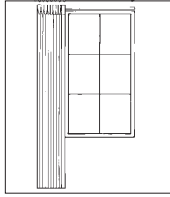
TRAVERSE & VALANCE
 Rod Sets 8-9
 Conversion Kits 11
 Curtain Rods 33



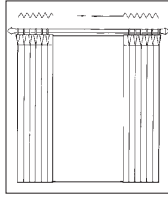
DOUBLE MASTER CARRIER
 Cord Diagram 83
 Commercial 67-70



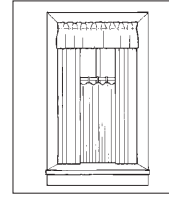
PLEATED DRAPERY PANELS
 Rod Sets 18, 72-73
 Rings 39, 74
 Tieback Holders 38, 72-73



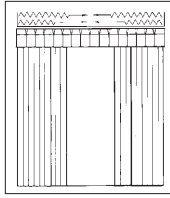
ONE-WAY LEFT AND RIGHT TRAVERSE RODS
 Baton Draw 9
 Rod Sets 8-10
 M-T-M Sets 48-51, 54
 Commercial 60-70



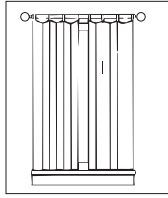
DECORATIVE TWO-WAY TRAVERSE
 Decorative Rods 14-15



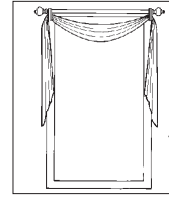
VALANCE WITH SIDE PANELS & CAFE
 Spring Tension Rods 19, 35
 Sash Rods 19, 30, 32
 C-T-M Rods 48-54
 Commercial 60-70



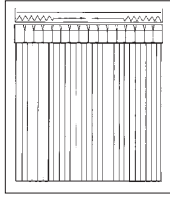
DOUBLE TRAVERSE WITH VALANCE
 Conversion Kits 11
 Curtain Rods 30-36
 Oval C-T-M Rods 52



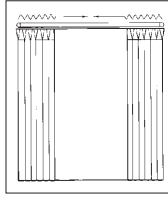
TAB TOP CURTAIN
 Cafe Rods 18
 Rod Sets 72-73
 Woodware 22-28, 75



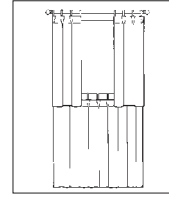
POLE SWAG & CASCADE
 Windsor Swag with C-Rings 18
 2" Wood Components and Scarf Ring 22-28



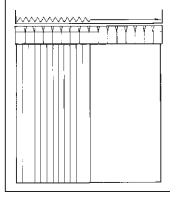
TRAVERSE WITH VALANCE & SHEER
 Conversion Kits 11
 Oval C-T-M Rods 52



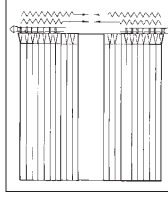
DECORATIVE RINGLESS TWO-WAY TRAVERSE
 Decorative Traverse 14-15



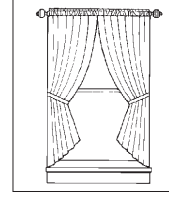
DOUBLE CAFE CURTAINS
 Cafe Rods 18-19
 Rings & Clips 39, 74
 Solid C-T-M Rodding 53



ONE-WAY TRAVERSE & VALANCE
 Rod Sets 8-9
 Conversion Kits 11
 Curtain Rods 30-36
 Oval C-T-M Rods 52




DOUBLE TRAVERSE
 Decorative Rods 14-15
 Standard Traverse 8-11



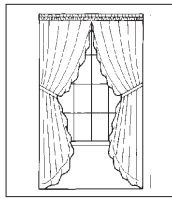
SHIRRED PANELS
 Rod Sets 18-19
 Woodware 22-28, 75
 Tieback Holders 38
 Solid C-T-M Rodding 53
 Decorative Rods 72-73

HARDWARE SELECTION GUIDE


The purpose of this guide is to assist in the selection of the Graber® hardware needed for a given window treatment. For many treatments, you have a variety of rods and accessories to choose from. Product selection is made on the basis of finish, design styling, operating characteristics, drapery weight, and installation requirements. If desired, it is also possible to assemble a custom rod from component parts for selected treatments.



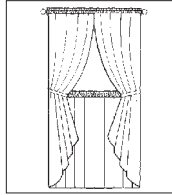
SHIRRED PANELS
 Rod Sets 72-73
 Woodware 22-28, 75
 Solid C-T-M Rodding 53



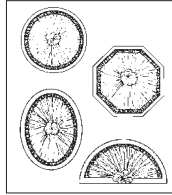
SHIRRED PANELS WITH RUFFLE
 Curtain Rods 30-35
 Tieback Holders 38
 Oval C-T-M Rods 52
 Dauphine 33-35




CORNER OR BAY WINDOWS
 Curtain Rods 32
 Dauphine Rods 33-35



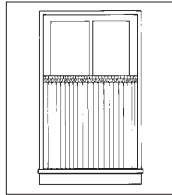
SHIRRED PANELS WITH CAFE
 Rod Sets 72-73
 Woodware 22-28, 75
 Sash Rods 19, 30, 32
 Tieback Holders 38



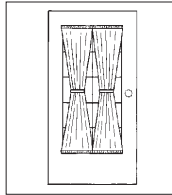
SPECIALTY WINDOWS
 Arch Rod Kit 30
 Specialty Window Kit 30
 Crystal Clear™ Accessories 30
 Crystal Clear Rodding 48



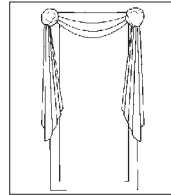
OVER & UNDER POLE SWAG
 Rod Sets 72-73
 Woodware 22-28



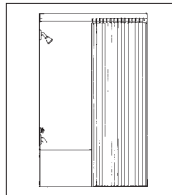
SHIRRED CAFE CURTAIN
 Spring Tension Rods 19
 Sash Rods 19, 30, 32
 Spring Tension Dauphine® 35



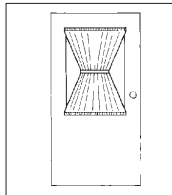
DOUBLE HOUR GLASS
 Sash Rods 19, 30, 32
 Crystal Clear Sash Rod 30
 C-T-M Rods 48-54



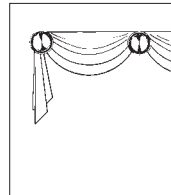
SCARF SWAG WITH POUF
 Magic™ Swagholder 38



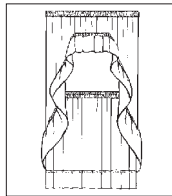
SHOWER CURTAIN
 1" Spring Tension Rods 19
 Spring Tension Dauphine 35
 Rings 39



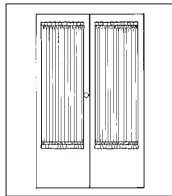
HOURLY GLASS
 Sash Rods 19, 30, 32
 Crystal Clear Sash Rod 30
 C-T-M Rods 48-54




SCARF SWAG
 Swagholders 38
 Holdbacks 22, 72-73




TAPERED VALANCE WITH CAFE
 Curtain Rods 30-35
 Dauphine 33-35
 Spring Tension Dauphine 35
 Sash Rods 19, 30, 32
 Oval C-T-M Rods 52



SHIRRED PANEL
 Sash Rod 19, 30, 32
 Crystal Clear Sash Rod 30
 C-T-M Rods 48-54



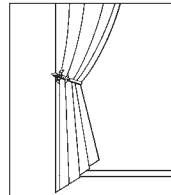
3/4" DECORATIVE ROD SETS
 Holdbacks 22, 72-73
 Accessories 74
 Rod Sets 72-73



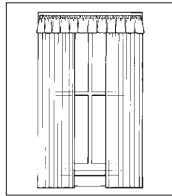
SHIRRED PANELS
 Curtain Rods 30-35
 Dauphine 33-35
 Tieback Holders 38
 Oval C-T-M Rods 52



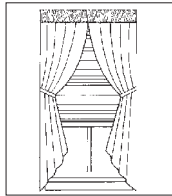
WIDE POCKET TOPPER
 Dauphine 33-35




HOLDBACKS
 72-73



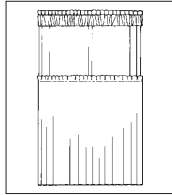
SHIRRED VALANCE OVER PANELS
 Double Curtain Rods 31
 Dauphine 33-35
 Dauphine & Traverse Rods 9, 33
 Oval C-T-M Rods 52



WIDE POCKET PANELS
 Dauphine 33-35
 Tieback Holder 38
 Dauphine Combo Rods 33



DOUBLE CURTAIN PANELS
 Double Rods 31
 Oval C-T-M Rods 52

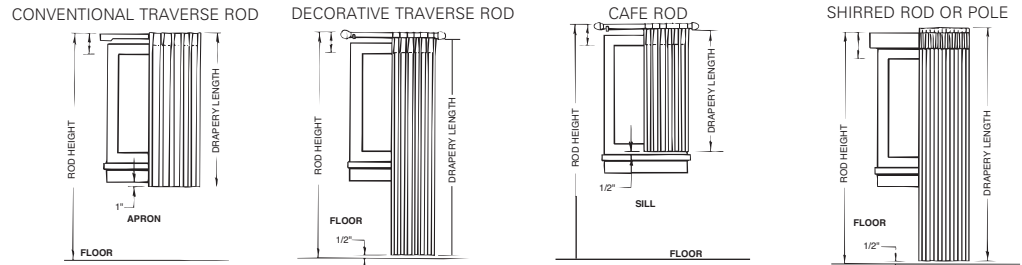


WIDE POCKET TOPPER WITH CAFE
 Dauphine 33-35
 Cafe Rods 18, 19
 Sash Rods 19, 30, 32

GETTING STARTED

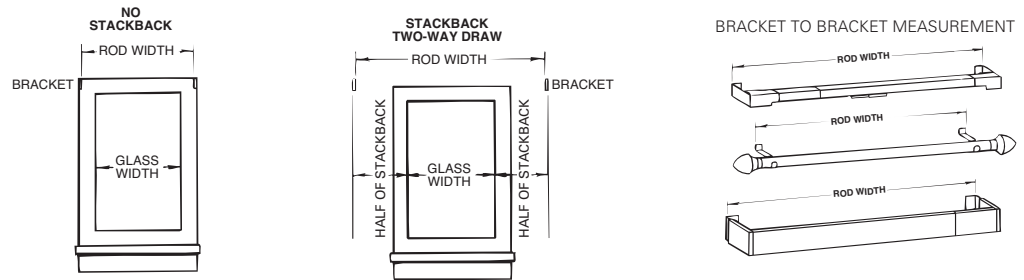
The placement and type of drapery hardware depends on the look you wish to create. Rod placement and type determines the width and length of the draperies needed. The information presented below are only general guidelines. Consult your workroom, installer, sales representative, instruction sheets, or fact sheet for specific information.

ROD WIDTH - GENERAL GUIDELINES



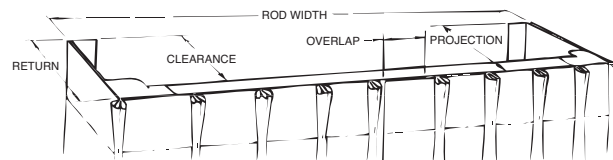
MEASURING STARTING POINT:	Top of rod	Bottom of rings	Bottom of rings	Top of header or top of rod (no header)
ROD PLACEMENT GUIDELINE:	4" above edge of glass	4-5" above edge of glass	4-5" above edge of glass	4-8 1/2" above edge of glass; rod width clears edge, allows for supports

- DRAPERY LENGTH:** The distance from the finished top edge to the finished bottom edge of the drapery panel
- FINISHED LENGTH:** Final top to bottom length of treatment including allowances for rod take-up, poufs, etc. Allowances are added to drapery length to determine finished length.
- TAKE-UP:** Distance the drapery is shortened when shirred through a rod pocket; see quality notes on take-up on page 18.



- STACKBACK:** The amount of space required to completely draw open the drapery to clear the glass. A general rule is to add 1/2 of window width to allow for total stackback.
- ROD WIDTH:** Width of window plus total stackback

DRAPERY WIDTH - GENERAL GUIDELINES



TWO-WAY CONVENTIONAL TRAVERSE

- DRAPERY FINISHED WIDTH:** Finished Width = Rod Width + Overlap + Returns
- OVERLAP:** The part of the drapery panel which rides the master carrier and overlaps the other drapery panel in the center when the drapes are closed. A general rule is to allow 2 1/2-3 1/2" per drapery panel on a two-way draw traverse rod. Overlap allowance not needed for one-way draw or shirred pocket installation. Consult workroom for specific guidelines.
- RETURNS:** The amount of drapery that covers the distance from the face of the rod to the wall. A general rule is to add 1/2" to projection to avoid fabric binding. Exact return distances are given for each Graber® traverse rod.
- FULLNESS:** Fullness defines the amount of fabric that is pleated or shirred for a given drapery finished width. Treatment fullness can be expressed as a percentage (e.g. 100%) or a ratio (e.g. 2 to 1). Fabric weight and personal preference determine fullness. Consult workroom for specific guidelines.
- PROJECTION:** Distance from the wall to the front of the rod.
- CLEARANCE:** Distance from the wall to the back side of the rod.

SECTION 0

CONVENTIONAL ADJUSTABLE TRAVERSE RODS


SECTION 0

CONVENTIONAL ADJUSTABLE TRAVERSE RODS

FLEX ROD, Projects 2¼–4¼" 2 six-foot rod sections with splice, brackets & supports ♦

ITEM NUMBER	DESCRIPTION	SLIDES	FULL PACKAGE	WEIGHT LB.	PRICE	LESS PACK	OPTIONAL RETAIL
0-002-1	12' Flex Rod	36	1 ea.	8.02	\$93.58	—	\$149.42

FINISH: White (1) Additional Flex Rod Sets on pages 48 and 54 Return: 3–5"

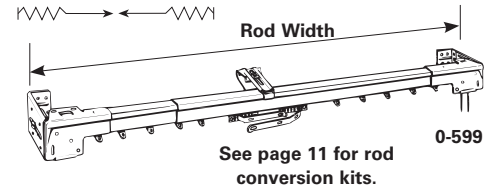


SUPER HEAVY DUTY (SHD) TRAVERSE RODS

SHD TWO-WAY TRAVERSE RODS, Projects 2¼–4¼", Clearance 2–3½" ♦

0-601-1	30–48"	10	6 ea.	11.03	\$12.61	\$17.67	\$28.17
0-599-1	38–66"	16	6 ea.	14.44	15.67	21.89	34.82
0-602-1	48–84"	20	6 ea.	16.06	19.36	27.06	42.92
0-603-1	66–120"	30	4 ea.	14.02	22.31	31.18	40.09
0-604-1	84–156"	38	4 ea.	17.05	25.11	35.13	57.18
0-6052-1	120–228" (2 pc.)	56	4 ea.	24.00	30.33	42.41	69.42
0-606-1	228–312" (3 pc.)	76	1 ea.	10.88	45.00	—	103.07

FINISH: White (1) Return: 3¼–4¼"

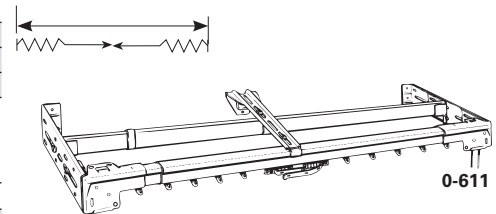


SHD TRAVERSE & PLAIN

Projects ½–2½" (inner rod) & 5–6½" (outer rod), Clearance ½–2½" inner, 4½–5½" outer ♦

0-611-1	30–48"	10	4 ea.	9.69	\$18.83	\$26.32	\$41.94
0-612-1	48–84"	20	4 ea.	14.01	23.05	32.23	51.33
0-614-1	84–156"	38	4 ea.	23.04	34.97	49.00	77.99

FINISH: White (1) Return: 5¼–7" (outer rod)

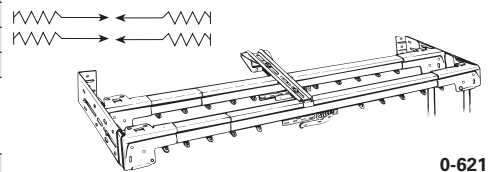


SHD DOUBLE TRAVERSE RODS

Projects 2–3¼" (inner rod) & 5–6½" (outer rod), Clearance 1¼–2½" inner, 4½–5½" outer ♦

0-621-1	30–48"	10/10	4 ea.	17.82	\$29.49	\$41.30	\$65.67
0-622-1	48–84"	20/20	4 ea.	25.62	42.15	58.92	93.68
0-623-1	66–120"	30/30	4 ea.	33.87	48.49	67.73	107.77
0-624-1	84–156"	38/38	4 ea.	41.71	56.92	79.60	126.76
0-625-1	120–228"	56/56	4 ea.	50.00	72.43	101.54	161.57

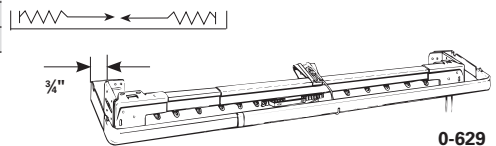
FINISH: White (1) Return: 5¼–7" (outer rod)



SHD TRAVERSE & VALANCE RODS, Projects 2¼–4¼" & 5¼" (valance), Clearance 2–3½" (traverse rod) ♦

0-631-1	30–48"	10	4 ea.	12.45	\$18.62	\$26.11	\$40.99
0-629-1	38–66"	16	4 ea.	16.16	20.68	28.96	46.63
0-632-1	48–84"	20	4 ea.	18.76	27.59	38.56	61.56
0-633-1	66–120"	30	4 ea.	24.99	31.81	44.47	70.84
0-634-1	84–156"	38	4 ea.	31.06	33.71	47.21	75.17

FINISH: White (1) Return: 3¼–4¼" traverse



Additional accessories in Sections 5, 6 and 7.

♦ Packed with cord tension pulley.

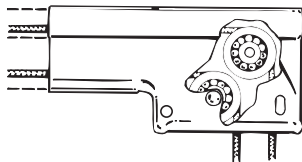
See Page 12 for recommended traverse rod weight limits.

See Page 83 for restringing, converting to one way draw, and multiple draw cord diagrams.

QUALITY NOTES

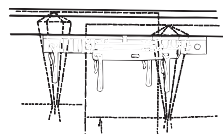
BALL BEARING END PULLEYS

- Featured in: Super Heavy Duty rods.
- Designed for long life and minimum draw force.
- Operate smoothly and quietly.



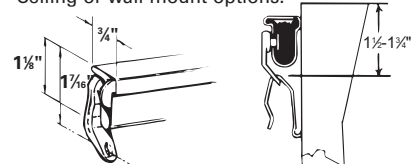
ADJUSTABLE-REVERSIBLE MASTER CARRIER

- Featured in: Super Heavy Duty rods.
- Vary drapery overlap on either master base. Overlap arm locks securely into one of six positions.
- Reverses for one-way conversion with the adjustment of a single screw from front of rod.



SUPER HEAVY DUTY TRAVERSE ROD (0-600 Series)

- Strong .0165 gauge steel with contour tapered profile allows draperies to hang neater and provides smooth operation on the longest extensions.
- Rod edges are deburred and rounded for smooth traversing.
- Laced with continuous #3¼ braided cord.
- Ceiling or wall mount options.



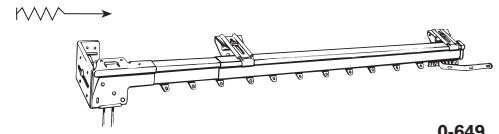
CONVENTIONAL ADJUSTABLE TRAVERSE RODS

SHD ONE-WAY LEFT TRAVERSE RODS, Projects 2¼-4¼", Clearance 2-3½" ♦

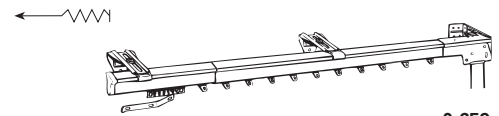
ITEM NUMBER	DESCRIPTION	SLIDES	FULL PACKAGE	WEIGHT LB.	PRICE	LESS PACK	OPTIONAL RETAIL
0-651-1	30-48"	11	4 ea.	9.25	\$12.61	\$17.67	\$28.12
0-649-1	38-66"	17	4 ea.	12.13	15.67	21.89	34.82
0-652-1	48-84"	21	4 ea.	13.97	19.36	27.06	42.99
0-653-1	66-120"	31	4 ea.	18.67	22.31	31.18	40.09
0-654-1	84-156"	39	4 ea.	20.90	25.11	35.13	57.18

FINISH: White (1)

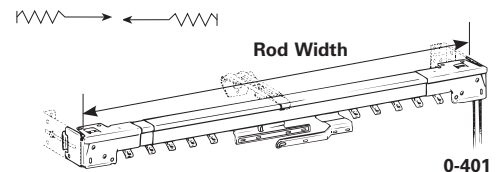
Return: 3¼-4¾"



0-649



0-659



0-401

SHD ONE-WAY RIGHT TRAVERSE RODS, Projects 2¼-4¼", Clearance 2-3½" ♦

0-661-1	30-48"	11	4 ea.	8.64	\$12.61	\$17.67	\$28.12
0-659-1	38-66"	17	4 ea.	12.16	15.67	21.89	34.82
0-662-1	48-84"	21	4 ea.	13.91	19.36	27.06	42.99
0-663-1	66-120"	31	4 ea.	18.42	22.31	31.18	40.09
0-664-1	84-156"	39	4 ea.	23.24	25.11	35.13	57.18

FINISH: White (1)

Return: 3¼-4¾"

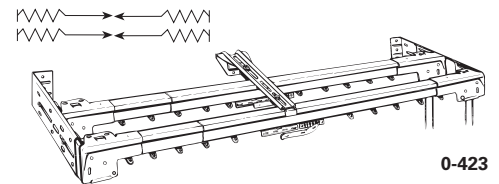
HEAVY DUTY (HD) TRAVERSE RODS

HD TWO-WAY TRAVERSE RODS, Projects 2¼-4¼", Clearance 2-3½" ♦

0-401-1	30-48"	10	6 ea.	11.00	\$11.24	\$15.75	\$25.04
0-402-1	48-84"	20	6 ea.	16.01	17.27	24.15	39.53
0-403-1	66-120"	30	6 ea.	20.09	20.27	28.46	45.31
0-404-1	84-156"	38	6 ea.	25.01	23.68	33.18	52.76
0-405-1	120-228"	56	6 ea.	34.00	27.67	38.69	61.58

FINISH: White (1)

Return: 3¼-4¾"



0-423

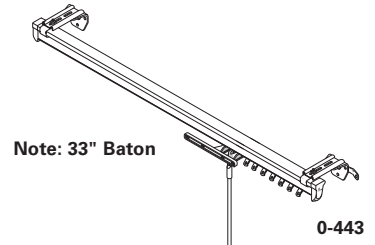
HD DOUBLE TRAVERSE RODS

Projects 2-3½" (inner rod) & 5-6½" (outer rod), Clearance 1¼-2½" inner, 4¼-5¼" outer ♦

0-423-1	66-120"	30	4 ea.	26.01	\$38.48	\$53.81	\$85.63
---------	---------	----	-------	-------	---------	---------	---------

FINISH: White (1)

Return: 5¼-7" (outer rods)



0-443

HD ONE-WAY BATON DRAW TRAVERSE RODS, Projects 2¼-4¼", Clearance 2-3½"

0-443-1	66-120"	31	4 ea.	12.06	\$19.58	\$27.41	\$43.63
---------	---------	----	-------	-------	---------	---------	---------

FINISH: White (1)

Return: 3¼-4¾"

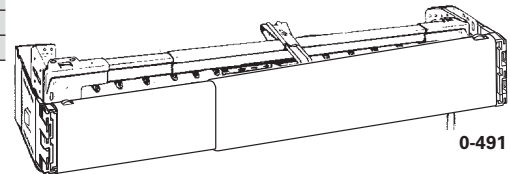
HD TRAVERSE & DAUPHINE® RODS

Projects 2¼-4¼" and 6¼-8½", Clearance 2-3½" inner, 6-8¼" outer ♦

0-491-1	38-66"	16	4 ea.	17.25	\$26.74	\$37.40	\$59.27
0-492-1	66-120"	30	4 ea.	24.05	33.23	46.53	73.66
0-494-1	84-156"	38	4 ea.	31.04	41.99	58.76	93.08

FINISH: White (1)

Dauphine rod is 2½" in height.



0-491

Additional accessories in Sections 5, 6 & 7.

Note: Standard cord length is 7'.

♦ Packed with cord tension pulley.

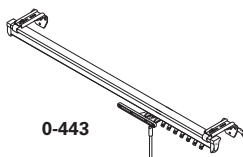
See Page 12 for recommended traverse rod weight limits.

See Page 83 for restringing, converting to one way draw, and multiple draw cord diagrams.

QUALITY NOTES

BATON DRAW TRAVERSE (0-443-1)

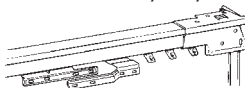
- Easy installation.
- No cords for improved child safety.
- Durable steel reversible master carriers.
- Baton is hidden behind the leading edge of drapery.
- Easy operation.



0-443

HEAVY DUTY TRAVERSE ROD (0-400 Series)

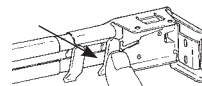
- Heavy .0165 gauge steel provides slim profile, contoured rod with strength and durability.
- Laced with heavy duty braided cord.



DEPRESS GATE

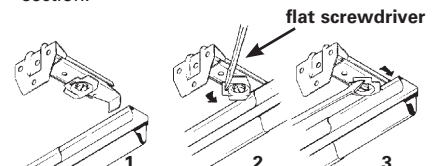
SLIDE GATE

- Featured on all Graber® conventional traverse rods. Gate returns to closed position automatically.



UNIVERSAL CAM-LOCK STIRRUP

- **Featured in: Heavy Duty and Super Heavy Duty Rods**
- Interchangeable for inside or outside rod sections.
- Locks securely with a twist of a screwdriver. (1) Open position – for inserting rod. (2) Closed position – for locking inside section. (3) Closed position – for locking outside section.



SECTION 0

CONVENTIONAL ADJUSTABLE TRAVERSE RODS

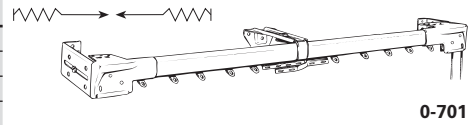
REGULAR DUTY (RD) - TRAVERSE RODS

RD TWO-WAY TRAVERSE RODS, Projects 2½-4¼", Clearance 2-3½"

ITEM NUMBER	DESCRIPTION	SLIDES	FULL PACKAGE	WEIGHT LB.	PRICE	LESS PACK	OPTIONAL RETAIL
0-701-1	28-48"	10	6 ea.	8.01	\$8.93	\$12.50	\$20.11
0-702-1	48-84"	20	6 ea.	12.01	11.76	16.49	26.41
0-703-1	66-120"	30	4 ea.	10.02	15.28	21.37	34.07
0-704-1	84-156"	38	4 ea.	13.01	19.11	26.72	42.58

FINISH: White (1)

Return: 3¼-4¾"



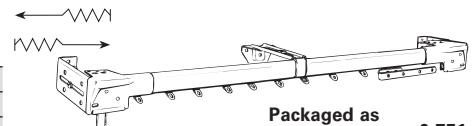
0-701

RD ONE-WAY CONVERTIBLE TRAVERSE RODS, Projects 2½-4¼", Clearance 2-3½"

0-751-1	28-48"	11	6 ea.	8.04	\$9.35	\$13.13	\$20.95
0-752-1	48-84"	21	6 ea.	12.02	11.76	16.43	26.20
0-753-1	66-120"	31	6 ea.	16.01	15.44	21.58	34.39

FINISH: White (1)

Return: 3¼-4¾"



Packaged as one-way left 0-751

RD HOLD-TITE STIRRUPS & SUPPORTS

9-324-1	Stirrup, outer rod section	50 ea.	1.50	\$.84	\$1.26	\$2.31
9-325-1	Stirrup, inner rod section	50 ea.	1.50	.84	1.26	2.31
9-332-1	Support, Projects 2½-4¼", inner	10 ea.	1.01	1.52	2.26	4.52



9-324
9-325



9-332

Additional accessories in Sections 5, 6 & 7.

See Page 12 for recommended traverse rod weight limits.

See Page 83 for restringing, converting to one way draw, and multiple draw cord diagrams.

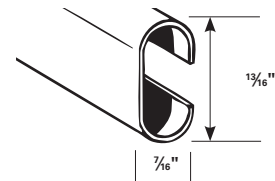
QUALITY NOTES

CONVENTIONAL TRAVERSE RODS - FEATURES

Feature	Benefit	Super Heavy Duty 600/6000 Series	Heavy Duty 400/4000 Series	Regular Duty 700/7000 Series
Universal front loading end brackets	Easy to install, even close to ceiling	x	x	x
Metal adjustable - reversible master carriers	Vary drapery overlap	x		
Ball bearing end pulleys	Smooth, quiet traversing, heavy duty	x		
Polyethylene end pulleys	Economical, durable		x	x
Spring loaded slide gate	Easy to add or remove slides, no latch to close	x	x	x
Molded, canted slides	Silent, smooth operation, holds heading erect	x	x	x
Can convert to one-way draw	Versatility	x		
Scored center support base	Mount on narrow casings	x	x	x
Universal cam-lock stirrup	Interchangeable for inside and outside rod	x	x	
Braided polyester cord	Stretch & shrink resistant cord	#3¼	#3¼	#3¼
Angled tip on overlap arm	Reduces wear on fabric	x	x	

REGULAR DUTY TRAVERSE ROD (0-700 Series)

- Durable 0.0165 gauge steel provides excellent service with regular weight draperies at an economical price.
- Packed complete with brackets, screws and cord drops.
- Laced with heavy duty cord.



CONVENTIONAL ADJUSTABLE TRAVERSE RODS

CONVERSION KITS AND ACCESSORIES

ITEM NUMBER	DESCRIPTION	FULL PACKAGE	WEIGHT LB.	PRICE	LESS PACK	OPTIONAL RETAIL
TRAVERSE SHEER ROD KIT						
0-781-1	28-48"	12 ea.	5.94	\$4.11	\$5.75	\$9.23
0-782-1	48-84" 1 Support	12 ea.	8.04	6.49	9.02	14.40
0-783-1	66-120" 2 Supports	6 ea.	7.89	9.65	13.50	18.94
0-784-1	84-156" 3 Supports	6 ea.	8.25	10.81	15.14	24.15

FINISH: White (1)

CONVERSION KITS & BRACKETS

0-801-1	Extender Valance Kit	10 env.	2.63	\$2.43	\$3.38	\$5.43
0-803-1	Double Traverse Rod Kit	10 env.	5.44	3.64	5.12	8.28
0-804-0	Traverse Sheer Rod Brackets	10 env.	.44	1.30	1.80	3.11
9-124-1	1½-2½" Projection Bracket SHD & HD Rods	10 pr.	2.01	1.79	2.53	4.06
9-133-1	1½-2½" Projection Support SHD & HD Rods	10 ea.	1.06	1.42	2.00	3.17
9-125-1	2¼-4¼" Projection Bracket SHD & HD Rods	10 pr.	2.04	1.63	2.27	3.60
9-1359-1	2¼-4¼" Projection Support SHD & HD Rods	100 ea.	11.56	1.16	1.64	2.32
0-808-1	5-6½" Projection Bracket	10 pr.	3.06	2.37	3.32	5.28
0-809-1	5-6½" Projection Center Support,	10 ea.	1.05	1.95	2.74	4.33
9-140-1	Universal Support SHD & HD Rods	25 ea.	1.00	.84	1.16	1.90

FINISH: Zinc Chromate (0), White (1)

MASTER CARRIERS

9-110-1	Curved Rod Masters	10 pr.	2.25	\$3.30	\$4.60
9-310-1	Two-way Master Carrier	10 pr.	1.03	1.50	2.10
9-312-1	One-way Left or Right Reversible Master Carrier	50 ea. 10 ea.	37.8 7.56	1.40 1.50	2.10

FINISH: White (1)

Traverse Sheer Rod Kit (0-781-1) - Converts the existing Graber® conventional traverse rod into a traverse and sheer rod combination. Fasten sockets onto the traverse rod brackets.

Extender Valance Kit (0-801-1) - Allows a Graber curtain rod to be mounted in front of a Graber traverse rod. Kit contains 3" projection brackets and two wire supports.

Double Traverse Rod Kit (0-803-1) - Combines two adjustable traverse rods to make a single double traverse rod. Fits all Graber traverse rods. Projects: 2-3¼" inner, 5¼-6½" outer.

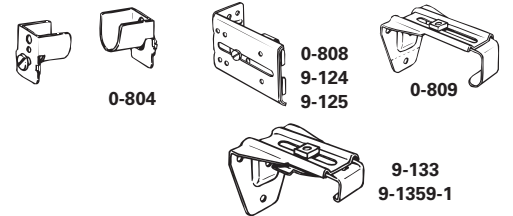
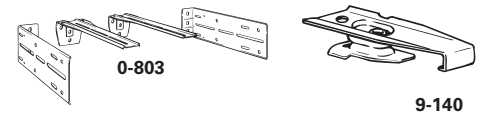
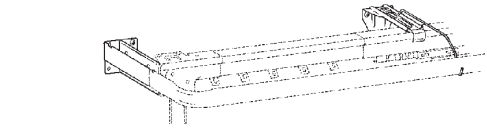
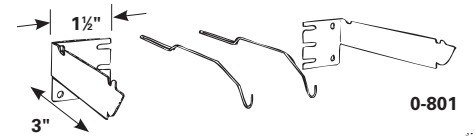
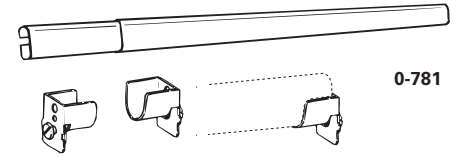
Traverse & Sheer Rod Kit (0-804-0) - Contains two sockets that fasten to all Graber traverse rod brackets.

Brackets - End brackets fit all traverse rod series.

Additional accessories in Sections 5, 6 & 7.

See Page 12 for recommended traverse rod weight limits.

See Page 83 for restringing, converting to one way draw, and multiple draw cord diagrams.



QUALITY NOTES

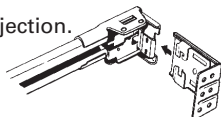
CENTER SUPPORTS are hidden behind the rod for a clean finished appearance.
BRACKET & SUPPORT CHART

Rod Width	# End Brackets	# Supports	# Combination Brackets
28-48"	2	0	2
38-66"	2	1	3
48-84"	2	1	3
66-120"	2	1	3
84-156"	2	2	4
130-240"	2	3	5
228-312"	2	5	7

QUALITY NOTES

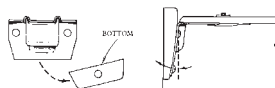
FRONT-LOADING END BRACKETS

- Featured on all Graber conventional traverse rods.
- Design permits mounting close to ceiling.
- Rod locks automatically into brackets.
- Locking trigger depresses for release.
- Brackets are universal, right or left.
- Distance from top hole in bracket to top of rod is ¼".
- For ceiling mount, insert screws through top flange. Use end bracket for return.
- Adjustable projection.



CENTER SUPPORT BASE

- Bottom of base is scored and can be removed to fit narrow casings.
- Bracket base can be bent to conform to rounded casings.

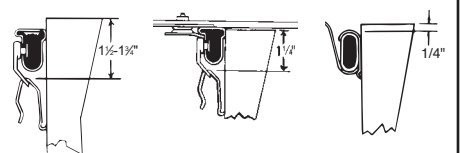


TRAVERSE CORD

- Cord is tested for 10,000 cycles.
- Cord will not fray in normal use.
- Braided polyester cord for extra strength and minimum stretch.
- Minimum breaking standard is 130 lb. on No. 3/8 cord.

TRAVERSE ROD PINSETTINGS

Pinsetting is the distance from the top of the hook to the top of the heading.



Wall Mount

Ceiling or Under Drapery

Stationary Valance or Sheer

SECTION 0

CONVENTIONAL ADJUSTABLE TRAVERSE RODS

ITEM NUMBER	DESCRIPTION	FULL PACKAGE	WEIGHT LB.	PRICE	LESS PACK	OPTIONAL RETAIL
TRAVERSE ROD ACCESSORIES						
8-5149-1	Unweighted Cord Drops (boxed)	100 pr.	1.38	\$13.70c	–	–
8-648-1	Ball Bearing Cord Tension Pulley (unpainted finish)	100 ea.	30.00	8.52	–	–
		10 ea.	3.00	8.73	\$12.23	\$19.38
8-658-1	Cord Tension Pulley Baked White Enamel	10 ea.	2.04	8.70	12.20	19.45
8-655-1	Molded Cord Tension Pulley* (1/env.)	10 env.	.81	1.45	2.05	3.20
8-6559-1	Molded Cord Tension Pulley (bulk)	300 ea.	15.09	.49	–	–
		100 ea.	5.03	.66	–	1.49
8-664-1	Traverse Rod Add-A-Slide** (10/env.)	25 env.	.04	1.30	1.80	2.90
8-666-1	Traverse Rod Slides** (10/env.)	25 env.	.88	1.20	1.70	2.65
8-670-0	Cord Guide	50 ea.	.03	.13	.58	.92

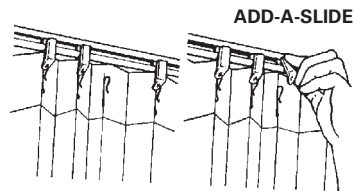
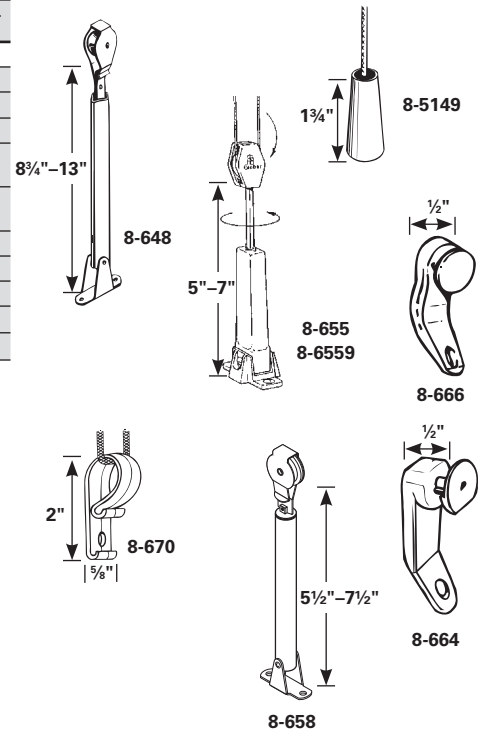
FINISH: Clear (0), White (1)

*Comes standard with adjustable traverse rods.

**Slides can be added after drapery is already installed.

Additional accessories in Sections 5, 6 & 7.

See Page 83 for restringing, converting to one way draw, and multiple draw cord diagrams.



RECOMMENDED WEIGHT LIMITS FOR TRAVERSE RODS

Super Heavy Duty:	Up to 84" – 1½ lbs. per foot; with two or more center supports – 2 lbs. per foot Over 84" – 1 lb. per foot; with two or more center supports – 1½ lbs. per foot
Decorative:	Up to 84" – 1½ lbs. per foot Over 84" – 1 lb. per foot
Heavy Duty:	Up to 84" – 1 lb. per foot; with two or more center supports – 1½ lbs. per foot Over 84" – ½ lb. per foot; with two or more center supports – 1 lb. per foot
Regular:	All Sizes – ½ lb. per foot (using a sheer or very lightweight fabric)

QUALITY NOTES

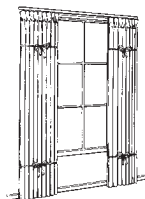
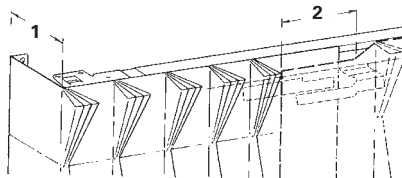
TRAVERSE ROD TERMS

- **Rod width** is measured from outside of end bracket to outside of end bracket.
- **Return** is the distance needed for the drapery panel to cover the rod projection from the wall. Returns may vary according to work-room standards.
- **Projection** is the distance from the wall to the front of the rod.
- **Overlap** of the panel occurs when the drapery panels are drawn closed.
- **Rule of Thumb:** Drapery should be 12" wider than rod width to allow for returns and overlap on the two-way rod.

DRAPERY TIPS

Hanging Drapery:

- Hang panels starting from master carrier.
- Pinch hook tight on master carriers to prevent hangups or snags.
- Don't skip slides. Slide extras to end of rod to remove through gate.



1-Return: The fabric which follows the bracket back to the wall.

2-Overlap: The fabric on by-passing master carriers.

DRAPERY TIPS (cont.)

Training Drapery:

- To help a pleated drapery stack neatly, crease or "break" the stiffened heading between the pleats by folding the space between each pleat in half and running your thumb and forefingers up and down the buckram, thereby "creasing" the buckram.
- For a conventional traverse rod, crease the buckram away from the rod, towards the room.
- For a decorative rod with rings, fold and crease the buckram back towards the wall and away from the room.
- Traverse the draperies to their stacked, open position, smooth the pleats and folds, and loosely tie with cloth strips in two or three places. Let stand two-three days, then untie. Draperies should now traverse and stack neatly and smoothly.

SECTION 1

DECORATIVE ADJUSTABLE TRAVERSE RODS

SECTION 1

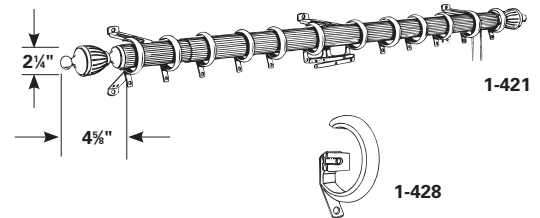
DECORATIVE ADJUSTABLE TRAVERSE RODS

1½" ELEGANCE® II TRAVERSE RODS, Projects 3½-4½", Clearance 2½-3½" ♦

ITEM NUMBER	DESCRIPTION	SLIDES	FULL PACKAGE	WEIGHT LB.	PRICE	LESS PACK	OPTIONAL RETAIL
1-421-8	28-48"	12	2 ea.	8.15	\$46.22	\$64.64	\$103.09
1-422-8	48-84"	20	2 ea.	13.11	51.79	72.41	115.40
1-423-8	66-120"	26	6 ea.	45.00	58.00	81.11	128.90
1-424-8	84-156"	32	2 ea.	18.24	83.97	117.45	187.11
1-4252-8	130-240" (2 pc.)	56	1 ea.	14.44	94.01	-	208.93
1-428-8	1½" Slide Ring (4/env.)		20 env.	2.06	3.08	-	-
			10 env.	1.03	3.19	4.43	7.13

FINISH: Bright Brass (8)

Pinsetting: ½"

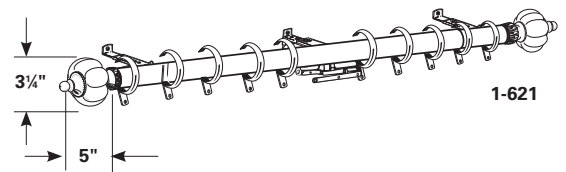


1½" ALEXANDRIA® TRAVERSE RODS, Projects 3½-4½", Clearance 2½-3½" ♦

ITEM NUMBER	DESCRIPTION	SLIDES	FULL PACKAGE	WEIGHT LB.	PRICE	LESS PACK	OPTIONAL RETAIL
1-621-8	28-48" Crown Finials	12	4 ea.	14.50	\$35.59	\$49.73	\$79.11
1-622-8	48-84" Crown Finials	20	4 ea.	20.50	47.47	66.37	105.46
1-623-8	66-120" Crown Finials	26	4 ea.	26.34	69.77	97.58	155.14
1-624-8	84-156" Crown Finials	32	4 ea.	32.50	77.22	108.00	171.61
1-6252-8	130-240" Crown Finials	56	1 ea.	14.00	99.34	-	220.81
1-428-8	1½" Slide Ring (4/env.)		20 env.	2.06	3.08	-	-
			10 env.	1.03	3.19	4.43	7.13

FINISH: Bright Brass (8), with brass crown finials

Pinsetting: ½"

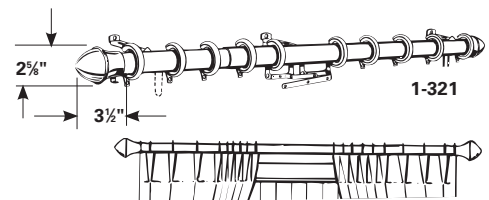


1½" TRADITION TRAVERSE RODS, Projects 3½-4½", Clearance 2½-3½" ♦

ITEM NUMBER	DESCRIPTION	SLIDES	FULL PACKAGE	WEIGHT LB.	PRICE	LESS PACK	OPTIONAL RETAIL
1-321-8	28-48"	12	2 ea.	8.44	\$32.18	\$45.04	\$71.87
1-322-8	48-84"	20	2 ea.	12.16	50.33	70.36	112.27
1-323-8	66-120"	26	2 ea.	12.03	55.84	78.08	124.09
1-324-8	84-156"	32	2 ea.	15.02	63.34	88.56	140.78
1-428-8	1½" Slide Ring (4/env.)		20 env.	2.06	3.08	-	-
			10 env.	1.03	3.19	4.43	7.13

FINISH: Bright Brass (8)

Pinsetting: ½"

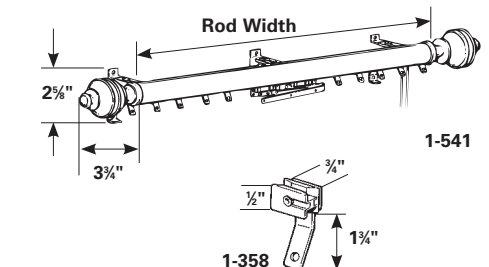


1½" WINDSOR TRAVERSE RODS, Projects 3½-4½", Clearance 2½-3½" ♦

ITEM NUMBER	DESCRIPTION	SLIDES	FULL PACKAGE	WEIGHT LB.	PRICE	LESS PACK	OPTIONAL RETAIL
1-541-8, 39,45,85	28-48"	12	2 ea.	7.79	\$31.86	\$44.55	\$70.79
1-542-8, 39,45,85	48-84"	20	2 ea.	10.90	35.80	49.95	79.27
1-543-8, 39,45,85	66-120"	26	2 ea.	11.13	44.82	62.64	101.47
1-544-8, 39,45,85	84-156"	32	2 ea.	17.51	61.83	85.16	135.54
1-5552-8, 39,45,85	130-240"	56	1 ea.	13.00	80.51	-	180.31
1-358-8, 45	Extra Slide Pendants (4/env.)		10 env.	.03	2.23	3.13	4.93

FINISH: Bright Brass (8), Black (39), Brushed Nickel (45), Antique Brushed Brass (85)

Pinsetting: ½"



NOTE: Slide count does not include two rings on master slides.

ANTIQUe BRASS RODS (85) HAVE BRASS SLIDE PENDANTS AND WALL BRACKETS.

RODS ARE METAL; SLIDES AND FINIALS ARE PLASTIC.

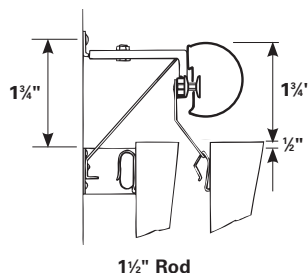
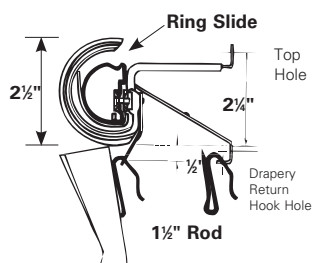
♦Rods packed with cord tension pulley.

See Page 12 for recommended traverse rod weight limits.

See Page 83 for restringing, converting to one-way draw.

QUALITY NOTES

DECORATIVE ROD PINSETTINGS

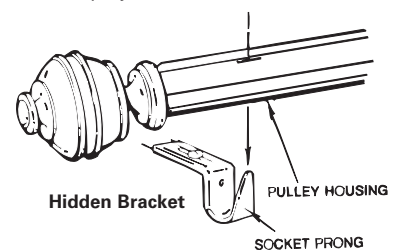


Decorative Rod Pinsetting

Decorative Rod with Ring Slides	½"
Decorative Rod with Slide Pendants - Windsor	¾"

END BRACKETS AND SUPPORTS

Adjustable end brackets are hidden style. A projection extender is available to add 2" to the rod projection.



DECORATIVE ADJUSTABLE TRAVERSE RODS

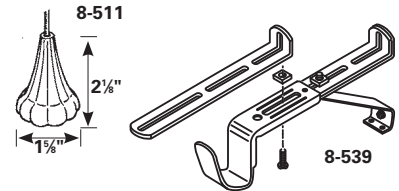
ACCESSORIES

CORD DROPS

ITEM NUMBER	DESCRIPTION	SLIDES	FULL PACKAGE	WEIGHT LB.	PRICE	LESS PACK	OPTIONAL RETAIL
8-511-1	Weighted (1 pr./env.) Cord Drops		30 env. 10 env.	4.89 1.63	\$1.94 2.31	— \$3.41	— \$5.36

FINISH: White (1)

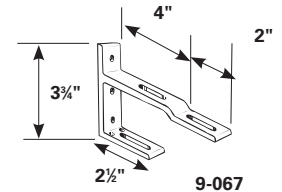
Bulk cord drops on page 57.



DECORATIVE ROD PROJECTION EXTENDER, Projects 5 1/2"-6 1/2"

8-539-8	Projection Extender (1/env.)	10 env.	1.31	\$1.42	\$2.00	\$3.15
---------	------------------------------	---------	------	--------	--------	--------

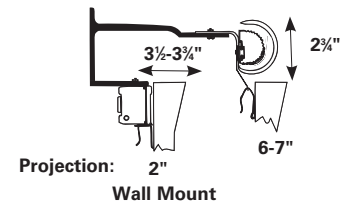
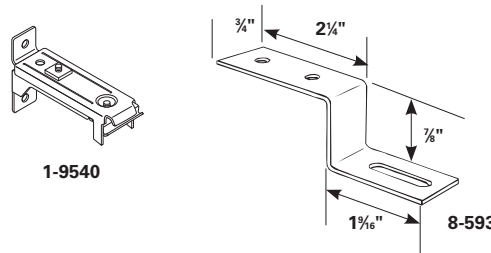
FINISH: Brass (8)



DECORATIVE TRAVERSE ROD BRACKETS

8-593-0	Cornice Bracket, Ceiling Mount	100 ea.	6.85	\$.47	—	—
9-067-8	Decorative & Conventional Rod Bracket	10 ea.	2.31	\$5.46	\$7.61	\$12.13
1-9540-8, 39, 45	Decorative Center Supports	25 ea.	3.75	2.05	—	—

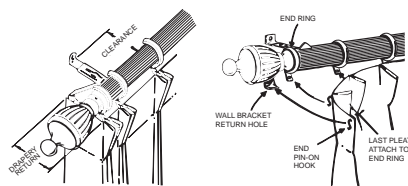
FINISH: Zinc Chromate (0), Brass (8), Black (39), Nickel (45)



QUALITY NOTES

DRAPERY RETURN

The proper drapery return allows the last pleat to face forward. When using decorative rods, the first rings on the left and the right sides of the rod are **outside** of the brackets. Because of this, add one additional inch to each side of your bracket-to-bracket measurement, then add your returns and overlaps.



CENTER SUPPORTS are hidden behind the rod for a clean finished appearance.



COMBINATION DECORATIVE AND CONVENTIONAL BRACKETS

Special combination brackets are available to assist in the installation of multi-layered drapery treatments. **Be sure to order decorative and conventional brackets for each end bracket and support.**

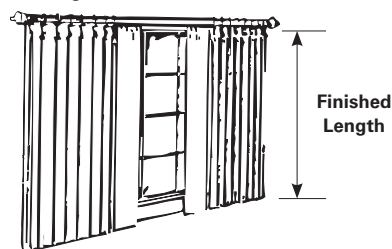


Decorative and Conventional Traverse

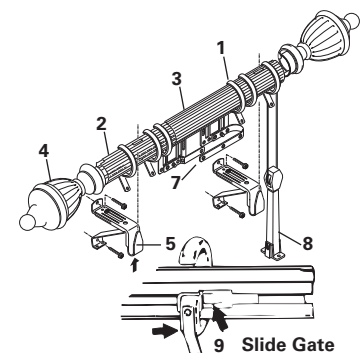
BRACKET & SUPPORT CHART

Rod Width	# End Brackets	# Center Supports	# Combination Brackets
28-48"	2	0	2
38-66"	2	1	3
48-84"	2	1	3
66-120"	2	2	4
84-156"	2	3	5
130-240"	2	5	7

FINISHED DRAPERY LENGTH is measured from the bottom of the rings to the desired length of the drapery panel. When drapery length is known, use bracket dimensions to determine mounting location.



- Slide Ring** – strong molded construction. Wide buttons glide smoothly and silently.
- Inside Rod Section** – telescopes for easy adjustment.
- Outside Rod Section** – rod sections of .0165" gauge steel are roll-formed to precision tolerances.
- Finials** – distinctive classic designs; molded to coordinate with rod styles and colors; vacuum metallized to match rod finish.
- End Brackets** – fit rod contours perfectly; small raised nib fits hole in rod section for precise location.
- Hidden Bracket** – No set screw; holds rod firmly in place.
- Overlap and Underlap Arm** – master slide arm adjusts to three positions for exact drapery overlap fit.
- Cord Tension Pulley** – keeps cord taut. Hinged base for floor or wall mounting. Furnished with all Decorative Traverse Rods.
- Slide Gate** – permits easy removal or addition of slide to rod.



SECTION 2

ADJUSTABLE CAFE RODS

SECTION 2

ADJUSTABLE CAFE RODS

COMPLIMENTARY RODS FOR DECORATIVE TRAVERSE

1½" ELEGANCE® II CAFE RODS, Projects 3½-4½", Clearance 2½-3½"

ITEM NUMBER	DESCRIPTION	SLIDES PACKAGE	FULL WEIGHT LB.	PRICE	LESS PACK	OPTIONAL RETAIL
2-421-8	28-48"	4 ea.	7.19	\$23.06	\$32.35	\$41.85
2-422-8	48-84"	4 ea.	10.63	28.96	41.80	66.37
2-424-8	84-156"	4 ea.	15.00	44.93	62.96	100.17

FINISH: Brass (8)

Hidden Brackets

1½" WINDSOR RODS, Projects 3½-4½", Clearance 2½-3½"

"D" Profile Rod

2-509-8	38-66"	4 ea.	14.06	\$19.17	\$26.78	\$42.71
2-513-8	66-120"	4 ea.	20.00	24.35	34.13	54.49
2-516-8	100-180"	4 ea.	28.0	31.32	43.79	69.61

FINISH: Brass (8)

Hidden Brackets

WINDSOR SWAGHOLDER

2-528-8	Extra C-rings (2/env.)	6 env.	1.02	\$9.72	\$13.61	\$21.60
---------	------------------------	--------	------	--------	---------	---------

FINISH: Bright Brass (8)

¾" TRADITION CAFE RODS, Projects 2½", Clearance 1½"

Projects 2-3½" (inner rod) & 5-6½" (outer rod), Clearance 1½-2½" inner, 4½-5½" outer ♦

2-461-8,78	28-48"	12 env.	11.06	\$6.86	\$9.61	\$15.23
2-462-8,78	48-84"	6 env.	8.94	9.99	13.99	22.19
2-463-8,78	84-120"	6 env.	12.50	14.47	20.25	32.13

FINISH: Brass (8), Nickel (78)

Note: Maximum drapery weight = ¾ lb./ft. of rod.

¾" TRADITION CAFE RODS, Projects 1½", Clearance ¾"

2-480-1,8,78	18-28"	12 env.	3.38	\$2.28	\$3.18	\$5.09
2-481-1,8,78	28-48"	12 env.	5.00	2.44	3.45	5.41
2-482-1,8,78	48-84"	12 env.	8.19	4.40	6.15	9.75
2-483-1,8,78	84-120"	12 env.	11.50	7.37	10.34	16.38

FINISH: White (White rod uses brass finials)(1), Brass (8), Nickel (78)

Note: Maximum drapery weight = ¼ lb./ft. of rod.

CAFE BRACKETS, (2/env.)

2-365-8	¾" Adj. Bracket, Projects 2½-3½"	10 env.	1.06	\$2.12	\$2.97	\$4.72
2-385-8	¾" Adj. Bracket, Projects 2½-3½"	10 env.	1.05	1.91	2.65	4.24
2-485-8	¾" Bracket, Projects 1½"	10 env.	.03	1.11	1.59	2.44
3-823-1,8	Bracket, Projects 3½-4½"	4 pr.	1.03	4.70	6.55	10.45

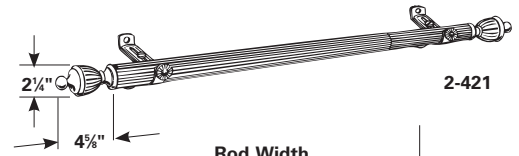
FINISH: Brass (8)

DECORATIVE ROD PROJECTION EXTENDERS, Projects 5½-6½", (2/env.)

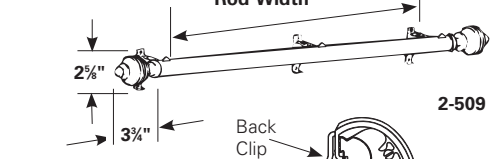
8-539-8	Extender only	10 env.	1.31	\$1.42	\$2.00	\$3.15
---------	---------------	---------	------	--------	--------	--------

FINISH: Brass (8)

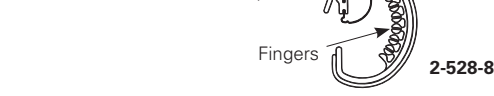
Use with 1" & 1½" rods.



2-421



2-509



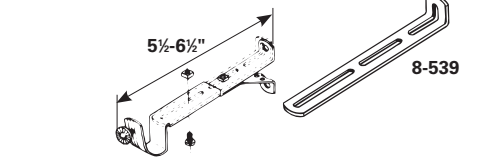
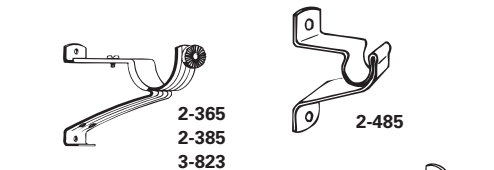
2-528-8



2-461



2-480



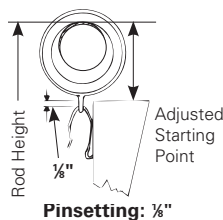
8-539

See page 39 for rings and clips.

QUALITY NOTES

CAFE ROD WIDTH is measured from bracket to bracket. **MEASURING FINISHED LENGTH: CAFE RODS** - When the drapery heading starts below the rod, the starting point for measuring finished length is at the bottom of the ring.

Note: Rod height will vary based on rod diameter and ring size.




Pinsetting: 1/8"

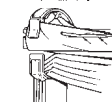
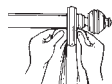
WINDSOR SWAG C RINGS

2-528 make it easy to create swag and cascade treatments.

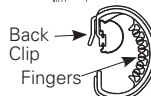
- Fabric scarf lifts into place from back of C-ring.



- To hold fabric tight, insert fabric into back clip. Press tightly into place. **No hook and loop tape required.**



- Tuck fabric into C-ring fingers to create crisp, neat folds.



ROD POCKETS: TAKE-UP - When the drapery is shirred through a rod pocket, the drapery is shortened by a distance equal to thickness of rod.

Rod Size	Pocket	Take-up
1½" D-Profile Poles	2½-3"	1½"
1" Round	1½-2"	1"
¾"	1"	¾-1½"

RINGS AND CLIPS

Select ring or clip with an inside diameter (ID) ¼-½" larger than rod diameter to ensure easy traversing.

Rod Diameter	Ring ID (Inside Diameter)
¾" & 1"	¾"
Oval Rod ¾"	5/8" x 1½"
¾"	1"
1"	1½"
1½"	1¾"

See page 39 for products and pricing.

ADJUSTABLE CAFE RODS

3/8" ROUND SPRING TENSION CAFE RODS

ITEM NUMBER	DESCRIPTION	FULL PACKAGE	WEIGHT LB.	PRICE	LESS PACK	OPTIONAL RETAIL
2-661-8	28-48"	12 env.	11.44	\$5.36	\$7.51	\$11.92
2-662-8	48-80"	12 env.	18.25	6.93	9.71	15.38

FINISH: Brass (8)



3/8" ROUND SPRING TENSION CAFE RODS

2-678-1	8-11" (2/env.)	12 env.	3.75	\$3.78	\$5.30	\$8.40
2-679-1	11-18" (2/env.)	12 env.	6.00	4.31	6.04	9.56
2-680-1,8	18-28" (1/env.)	12 env.	2.94	2.42	3.36	5.36
2-681-1,8	28-48" (1/env.)	12 env.	4.50	2.63	3.68	5.83

FINISH: White (1), Brass (8)

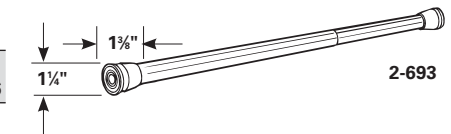


1" SHOWER SPRING TENSION RODS

Shower rings on Page 39.

2-693-0,						
01,67	42-72"	4 ea.	7.44	\$8.94	\$12.53	\$19.86

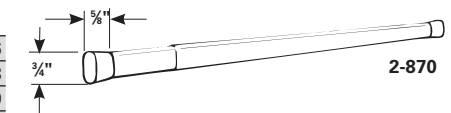
FINISH: Chrome (0), White (01), Fawn (67)



OVAL SPRING TENSION RODS

2-870-1	16-24"	12 env.	3.56	\$3.36	\$4.73	\$7.46
2-871-1	22-36"	12 env.	4.04	4.04	5.62	8.98
2-872-1	36-60"	12 env.	7.31	4.62	6.46	10.29
2-873-1	48-84"	12 env.	10.00	6.20	8.66	13.76

FINISH: White (1)

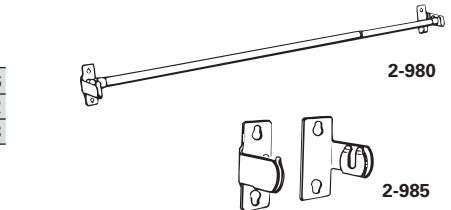


3/8" ROUND SASH CAFE RODS, Projects 1"

2-980-1	18-28"	24 env.	5.04	\$2.42	\$3.36	\$5.36
2-981-1	28-48"	24 env.	8.25	2.57	3.62	5.72
2-982-1	48-84"	12 env.	7.00	3.57	4.99	7.93

NOTE: All ends and brackets are brass finish.

FINISH: White (1)



SASH BRACKET, Projects 1"

For 3/8" round sash cafe rods.

2-985-8	1 pr./env.	10 env.	.03	\$1.05	\$1.47	\$2.31
---------	------------	---------	-----	--------	--------	--------

FINISH: Brass (8)

See page 39 for rings and clips.

QUALITY NOTES

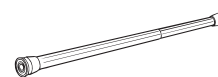
3/8" ROUND SASH CAFE RODS are finished in white. Packaged complete with snap-in brackets and screws.

- Typically used on doors with a rod at the top and bottom.



1" SPRING TENSION RODS

- Decorative touch for bathrooms, bedrooms and closets.
- Screw-out length adjustment.
- Color-coordinated end caps provide sure grip.
- End cap anchor groove holds shower rings in place.
- Snug fit ferrule.



SECTION 3

WOODWARE

SECTION 3

WOODWARE

2½" NOBILITY COLLECTION™ FINIALS* (For use with 2½" or 1½" poles)

ITEM NUMBER	DESCRIPTION	FULL PACKAGE	WEIGHT LB.	PRICE	LESS PACK	OPTIONAL RETAIL
3-070-71	2½" Renaissance, Silver/Gold	4 pr.	7.60	\$52.35	\$63.08	\$92.00
3-146-71	2½" Elizabethan, Gold/Cream Crackle	4 pr.	11.32	55.55	66.92	96.00
3-124-71	2½" Caesar, Gold/Cream Crackle	4 pr.	10.40	58.74	70.77	105.00
3-112-71	2½" Mystique, Large	4 pr.	12.24	49.80	60.00	86.00
3-112-53,65	2½" Mystique, Large	4 pr.	12.24	46.61	56.15	82.00
3-119-71	2½" Morocco, Large	4 pr.	11.36	46.61	56.15	82.00
3-119-53,65	2½" Morocco, Large	4 pr.	11.36	43.42	52.31	76.00
3-078-71	2½" Cap	4 pr.	1.80	18.62	22.43	32.40
3-078-53,65	2½" Cap	4 pr.	1.80	17.24	20.77	30.24

FINISH: Stone (53), Soft Silver (65), Antique Gold (71)

*Material: Resin

2½" NOBILITY COLLECTION REEDED POLES, BRACKETS & RINGS****

3-116-71	6 ft.	4 ea.	21.32	\$62.82	\$75.69	\$114.00
3-116-53,65	6 ft.	4 ea.	21.32	60.21	72.54	109.00
3-117-71	8 ft.	4 ea.	30.16	76.62	92.31	135.00
3-117-53,65	8 ft.	4 ea.	30.16	73.42	88.46	130.00
3-073-71	Swivel Brackets	4 pr.	4.36	17.24	20.77	31.00
3-073-53,65	Swivel Brackets	4 pr.	4.36	15.32	18.46	28.00
3-095-71	Fluted Rings, (10/env.)	4 env.	7.12	26.82	32.31	38.00
3-095-53,65	Fluted Rings, (10/env.)	4 env.	7.12	24.90	30.00	43.00

FINISH: Stone (53), Soft Silver (65), Antique Gold (71)

**Material: Molded plastic for additional strength

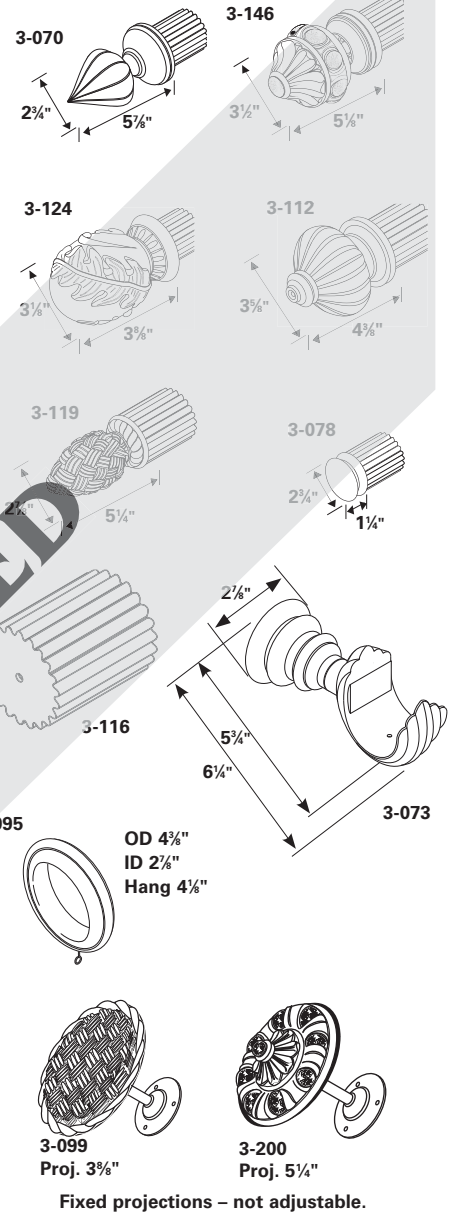
NOBILITY COLLECTION HOLDBACKS* 3¾" clearance

3-099-71	Morocco Holdback	4 pr.	9.68	\$55.55	\$66.92	\$97.00
3-099-65	Morocco Holdback	4 pr.	9.68	52.35	63.08	91.00
3-200-71	Elizabethan Holdback	4 pr.	9.24	58.74	70.77	105.00

FINISH: Soft Silver (65), Antique Gold (71)

*Material: Resin

NOTE: Wood Components – Purchase finials, poles, brackets, rings and accessories separately.
Wood poles can be cut to size by customer.



DISCONTINUED

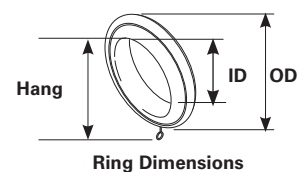
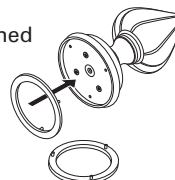
QUALITY NOTES

THE NOBILITY COLLECTION

- Transform windows into unique works of art using the Nobility Collection.
- Choose from three distinctive finishes of Antique Gold, Soft Silver and Stone.
- Several specialty finishes are available in certain styles of finials.

CONVERTER RINGS

- Nobility Collection finials are designed to be used with multiple pole diameters.
- Converter rings are provided with 2½" or 1½" finials to increase their versatility.



WOODWARE

1 1/2" NOBILITY COLLECTION™ FINIALS*

ITEM NUMBER	DESCRIPTION	FULL PACKAGE	WEIGHT LB.	PRICE	LESS PACK	OPTIONAL RETAIL
3-111-71	1 1/2" Mystique, Small	4 pr.	7.32	\$40.22	\$48.46	\$70.00
3-229-71	1 1/2" Mediterranean	4 pr.	6.80	43.42	52.31	75.00
3-077-71	1 1/2" Cap	4 pr.	1.80	14.48	17.45	27.00

FINISH: Antique Gold (71)

*Material: Resin

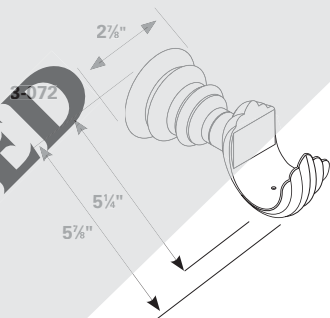
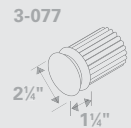
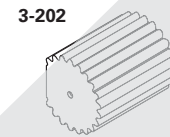
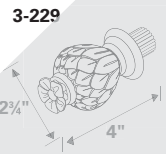
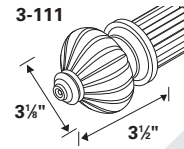
1 1/2" NOBILITY COLLECTION REEDED POLES, BRACKETS** & RINGS**

3-202-71	6 ft.	4 ea.	12.68	\$54.27	\$65.38	\$100.00
3-203-71	8 ft.	4 ea.	15.60	65.76	79.23	118.00
3-072-71	Swivel Brackets	4 pr.	4.20	16.60	20.00	30.00
3-094-71	Fluted Rings, (10/env.)	4 env.	5.68	25.54	30.77	44.00

FINISH: Antique Gold (71)

**Material: Molded plastic for additional strength.

NOTE: Wood Components – Purchase finials, poles, brackets, rings and accessories separately.
Wood poles can be cut to size by customer.



3-094
OD 3 3/4"
ID 2 1/4"
Hang 3 1/2"

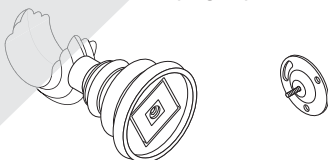
DISCONTINUED

QUALITY NOTES

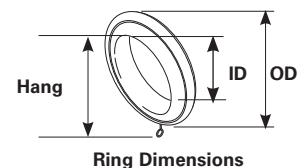
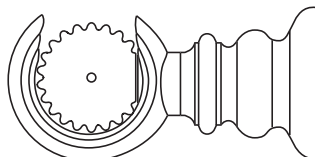
SWIVEL BRACKETS

Easy-To-Install

- Screw plate to wall.
- Screw on bracket.
- Swivel to correct upright position.



Poles feature a D-profile flat on back to prevent soft window treatments from twisting and turning on pole.



SECTION 3

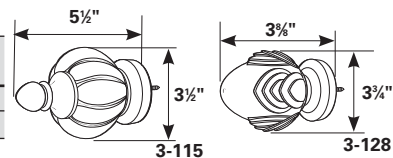
WOODWARE

2" REGAL FINIAL COLLECTION*

ITEM NUMBER	DESCRIPTION	FULL PACKAGE	WEIGHT LB.	PRICE	LESS PACK	OPTIONAL RETAIL
3-115-37	Crown	8 ea.	7.12	\$17.15	\$23.15	\$32.25
3-128-37	Floral Bud	8 ea.	7.76	18.60	25.15	33.85

FINISH: Weathered Black Gold (37)

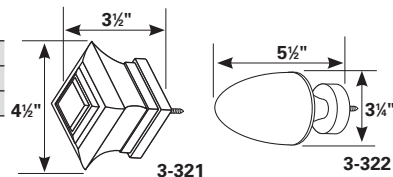
*Material; Resin



2" MISSION COLLECTION

3-321-18,48	Traditional Mission Finial	8 ea.	6.39	\$8.20	\$11.10	\$22.35
3-322-18,48	Contemporary Mission Finial	8 ea.	8.86	8.45	11.45	23.35
3-651-18,48	Traditional Mission Inlaid Bracket	8 ea.	11.46	10.75	13.90	23.95

FINISH: Mahogany (18), Warm Oak (48)



2" FINIALS

3-107-18, 39,48	Round	4 pr.	6.00	\$10.55	\$14.80	\$23.65
3-108-18, 39,48	Traditional	4 pr.	6.00	11.45	16.00	25.55

FINISH: Mahogany (18), Matte Black (39), Warm Oak (48)

2" SMOOTH WOOD POLES

3-1308-18,39,48	6 ft.	4 ea.	22.00	\$28.15	\$39.65	\$63.25
3-1318-18,39,48	8 ft.	4 ea.	30.75	37.25	52.10	82.80
3-1328-18,39,48	12 ft.	4 ea.	30.75	56.85	79.45	126.20

FINISH: Mahogany (18), Matte Black (39), Warm Oak (48)

2" BRACKETS

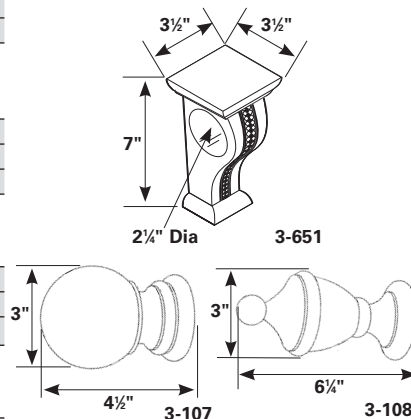
3-135-39	5" Projection, 3" Clearance	4 pr.	4.00	\$12.10	\$16.90	\$26.90
3-230-18,48	Traditional Brackets	4 pr.	8.00	12.35	17.20	24.55
9-251-39	Metal Bracket, Projects 6¼-7¾"	4 pr.	6.97	11.75	16.85	24.15

FINISH: Mahogany (18), Matte Black (39), Warm Oak (48)

2" WOOD RINGS, 2¼" ID

3-511-18,39,48	3½" Outer Diameter (7/env.)	6 env.	5.04	\$9.65	\$13.45	\$21.40
----------------	-----------------------------	--------	------	--------	---------	---------

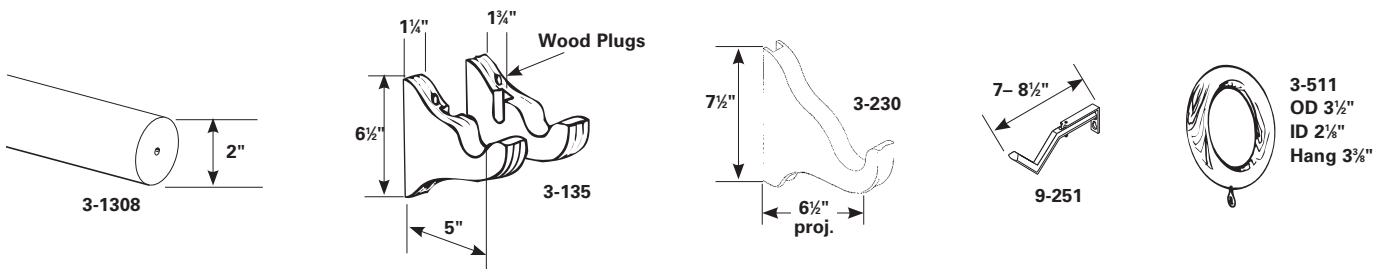
FINISH: Mahogany (18), Matte Black (39), Warm Oak (48)



NOTE: Weathered Black Gold (37) is a high quality, hand applied finish. Colors and patterns may vary. Mahogany (18), Matte Black (39), and Warm Oak (48) are furniture grade finishes.

Due to the nature of wood, parts may vary in color, mineral spots and grain patterns.

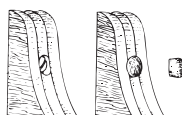
Wood Components – Purchase finials, poles, brackets, rings and accessories separately.



QUALITY NOTES

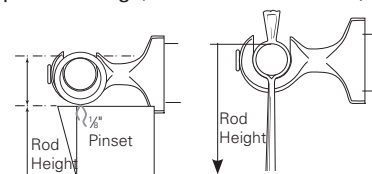
2" WOODWARE is designed for custom installations.

- Brackets available for 5", 6½", 7¾", 8" and 11" projections.
- Matching plugs provided to conceal bracket installation screws.
- Can be used with sheer rod on page 11



MEASURING FINISHED LENGTH

The starting point is the place from which you measure the **finished length**. For pinch pleat draperies, the starting point is at the bottom of the ring (or top of headings). For shirred curtains, the starting point is the top of the rod pocket (or top of headings). Be sure to consider take-up and add that to the desired finished length.



WOODWARE

2" WOOD FINIALS

ITEM NUMBER	DESCRIPTION	FULL PACKAGE	WEIGHT LB.	PRICE	LESS PACK	OPTIONAL RETAIL
3-134-0	Round	8 ea.	7.94	8.15	11.40	18.15
3-134-1	Round	8 ea.	7.04	8.75	12.30	19.65
3-1448-0	Eminence	8 ea.	4.50	10.85	15.15	24.15
3-1448-77	Eminence	8 ea.	4.50	11.30	15.80	25.20
3-1458-77	Mission	8 ea.	4.60	11.30	15.80	25.25
3-108-00	Traditional Finials	4 pr.	6.00	10.00	14.00	22.35

FINISH: Unfinished Natural (0), White (1), Cherry (77)

2" SMOOTH WOOD POLES

3-130-0	6 ft.	4 ea.	22.00	\$25.15	\$35.15	\$55.95
3-1308-77	6 ft.	4 ea.	22.00	27.15	37.85	60.35
3-131-0	8 ft.	4 ea.	30.75	33.10	46.25	73.95
3-1318-77	8 ft.	4 ea.	30.75	35.75	49.95	79.85
3-132-0	12 ft.	4 ea.	38.00	53.15	73.95	117.75
3-1328-77	12 ft.	4 ea.	38.00	55.15	76.95	122.85

FINISH: Unfinished Natural (0), Cherry (77)

2" FLUTED WOOD POLES

3-126-0	6 ft.	4 ea.	22.06	\$26.65	\$37.25	\$59.45
3-126-1	6 ft.	4 ea.	22.06	28.75	40.15	63.95
3-127-0	8 ft. Fluted	4 ea.	29.44	33.95	48.35	76.95
3-127-1	8 ft.	4 ea.	29.44	36.25	50.75	80.95

FINISH: Unfinished Natural (0), White (1)

2" WOOD BRACKETS

3-135-0	5" Projection, 3" Clearance	4 pr.	3.05	\$10.55	\$14.70	\$23.45
3-135-1	5" Projection, 3" Clearance	4 pr.	4.00	11.55	16.15	25.75
3-1358-77	5" Projection, 3" Clearance	4 pr.	4.00	11.55	16.15	25.75
3-136-00	Extended Wood Bracket	4 pr.	7.50	16.95	23.75	33.25
3-137-0	8" Projection, 6" Clearance	20 ea.	11.06	5.50	7.65	12.25
3-137-1	8" Projection, 6" Clearance	20 ea.	11.06	6.10	8.45	13.55

FINISH: Unfinished Natural (0), White (1), Cherry (77)

2" CENTER SUPPORTS

3-138-0	5" Projection, 3" Clearance	4 ea.	1.04	\$4.20	\$5.85	\$9.35
3-138-1	5" Projection, 3" Clearance	4 ea.	1.05	5.45	7.60	12.15
3-1388-77	5" Projection, 3" Clearance	4 ea.	1.05	5.45	7.60	12.15

FINISH: Unfinished Natural (0), White (1), Cherry (77)

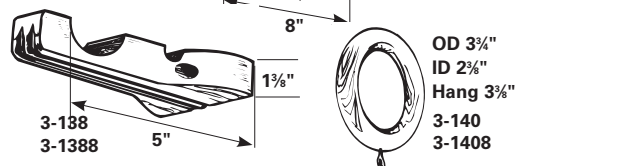
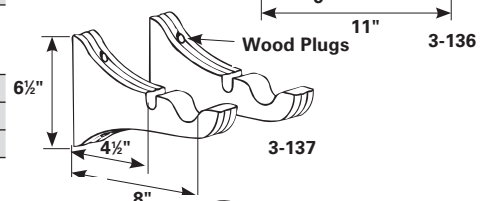
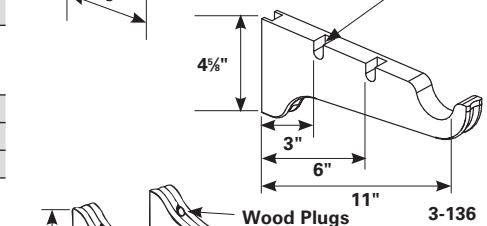
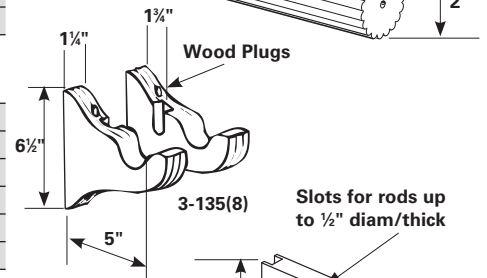
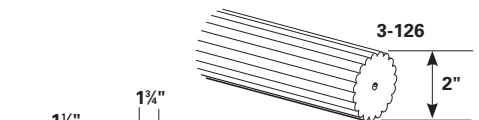
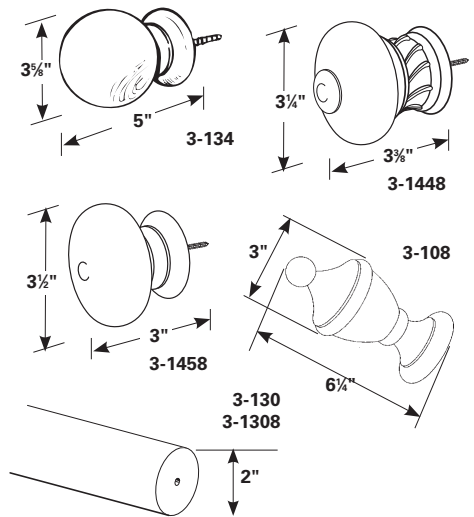
2" WOOD RINGS, 2 1/2" ID

3-140-0	3 3/8" Outer Diameter (7/env.)	6 env.	5.01	\$8.55	\$11.95	\$19.00
3-140-1	3 3/8" Outer Diameter (7/env.)	6 env.	5.04	8.90	12.45	19.80
3-1408-77	3 3/8" Outer Diameter (7/env.)	6 env.	5.04	8.90	12.45	19.80

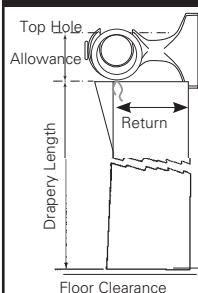
FINISH: Unfinished Natural (0), White (1), Cherry (77)

NOTE: Due to the nature of wood, parts may vary in color, mineral spots and grain patterns. Unfinished Natural woods may accept paint and stain differently.

Wood Components – Purchase finials, poles, brackets, rings and accessories separately.



QUALITY NOTES



BRACKET HEIGHT – PINCH PLEAT PANELS

Measure drapery length and add bracket allowance to determine location of top bracket hole.

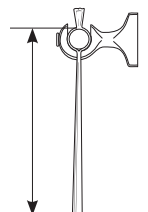
Pole Diameter	Bracket Allowance
2"	3 3/8"
1 3/8"	2 3/4"

The **bracket allowance** is the distance from the drapery heading to the top bracket hole. **Remember to add floor clearance.**

BRACKET HEIGHT - SHIRRED CURTAINS

Measure curtain length from top of pole pocket to bottom hem and deduct take-up. Take-up is the distance the drapery is shortened when shirred through a rod pocket (equal to pole diameter). Measure up from the bottom; allow for clearance to determine pole height.

Pole Diameter	Rod Pocket Take-up
2"	4-4 1/2" 2"
1 3/8"	2 1/2-3" 1 3/8"



SECTION 3

WOODWARE

2" COLLECTION ACCESSORIES

WOOD HOLDBACKS, Projects 3"-6", Clearance 3 1/8"-5 1/8"

ITEM NUMBER	DESCRIPTION	FULL PACKAGE	WEIGHT LB.	PRICE	LESS PACK	OPTIONAL RETAIL
3-2048-0	Round Holdback	4 pr.	4.10	\$12.34	\$17.27	\$32.25

FINISH: Unfinished Natural (0)

METAL SUPPORTS

3-141-8	Boxed Support, Projects 4"	200 ea.	28.16	\$.37	-	-
		50 ea.	7.07	.40	\$.55	\$.95

FINISH: Brass (8)

2" WOOD RETURN, 5" x 8" Projection

3-142-0	3" x 6" Clearance	12 ea.	10.00	\$6.55	\$9.15	\$14.55
---------	-------------------	--------	-------	--------	--------	---------

FINISH: Unfinished Natural (0)

2" WOOD POLE SOCKET

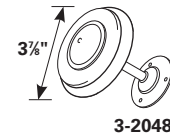
3-139-00	2 1/2" ID	4 pr.	1.20	\$7.10	\$9.90	\$15.85
----------	-----------	-------	------	--------	--------	---------

FINISH: Unfinished Natural (0)

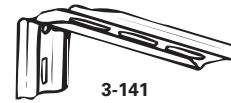
2" WOOD POLE CONNECTOR (Dowel Screw)

3-143-0	5/8" Diameter x 2 1/2" (1/env.)	10 ea.	.20	\$.55	\$.75	\$1.20
---------	---------------------------------	--------	-----	-------	-------	--------

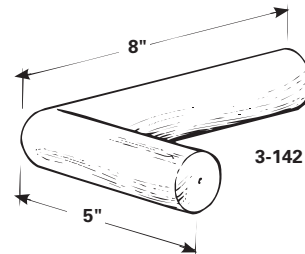
FINISH: Zinc (0)




3-2048



3-141



3-142



3-139



3-143

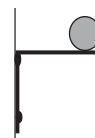
NOTE: Due to the nature of wood, parts may vary in color, mineral spots and grain patterns. Unfinished Natural woods may accept paint and stain differently.

Wood Components – Purchase finials, poles, brackets, rings and accessories separately.

QUALITY NOTES

METAL SUPPORTS can be used to support poles as a hidden bracket and to support wood returns. Outside edge of bracket is centerline of elbow.

Unfinished Natural finish (0) or (00) wood items are paintable and stainable.



Hidden Bracket



Wood Return Support

WOODWARE

1 1/8" ELITE FINIAL COLLECTION

ITEM NUMBER	DESCRIPTION	FULL PACKAGE	WEIGHT LB.	PRICE	LESS PACK	OPTIONAL RETAIL
3-411-48,77	Temple	4 pr.	5.07	\$9.15	\$13.15	\$18.80
3-414-39	Simplicity Ball	4 pr.	4.19	8.60	12.35	19.75
3-431-48,77	Romance	4 pr.	4.41	7.70	11.10	15.80

FINISH: Matte Black (39), Warm Oak (48), Cherry (77)

Temple and Romance accent bands: Warm Oak (48) with Antique Brass, Cherry (77) with Antique Copper

1 1/8" DECORATIVE FINIALS

3-541-77	Decorative	4 pr.	1.04	\$4.50	\$6.30	\$10.00
3-541-0	Decorative	4 pr.	1.04	4.25	5.95	9.45

FINISH: Unfinished Natural (0), Cherry (77)

1 1/8" SMOOTH WOOD POLES

3-536-39,48,77	6 ft.	4 ea.	11.03	\$12.65	\$17.65	\$31.95
3-537-39,48,77	8 ft.	4 ea.	13.06	16.50	23.05	37.60
3-536-0	6 ft.	4 ea.	11.03	11.70	16.35	26.00
3-537-0	8 ft.	4 ea.	13.06	15.25	21.35	33.90

FINISH: Unfinished Natural (0), Matte Black (39), Warm Oak (48), Cherry (77)

1 1/8" FLUTED WOOD POLES

3-530-77	4 ft.	4 ea.	7.00	\$7.75	\$10.86	\$19.10
3-531-77	6 ft.	4 ea.	10.04	10.90	15.27	26.90

FINISH: Cherry (77)

1 1/8" WOOD POLE BRACKETS, Projects 4 3/8", Clearance 3"

3-554-39,48,77	Rounded Brackets	4 pr.	3.31	\$5.50	\$7.95	\$12.80
----------------	------------------	-------	------	--------	--------	---------

FINISH: Matte Black (39), Warm Oak (48), Cherry (77)

1 1/8" WOOD POLE BRACKETS

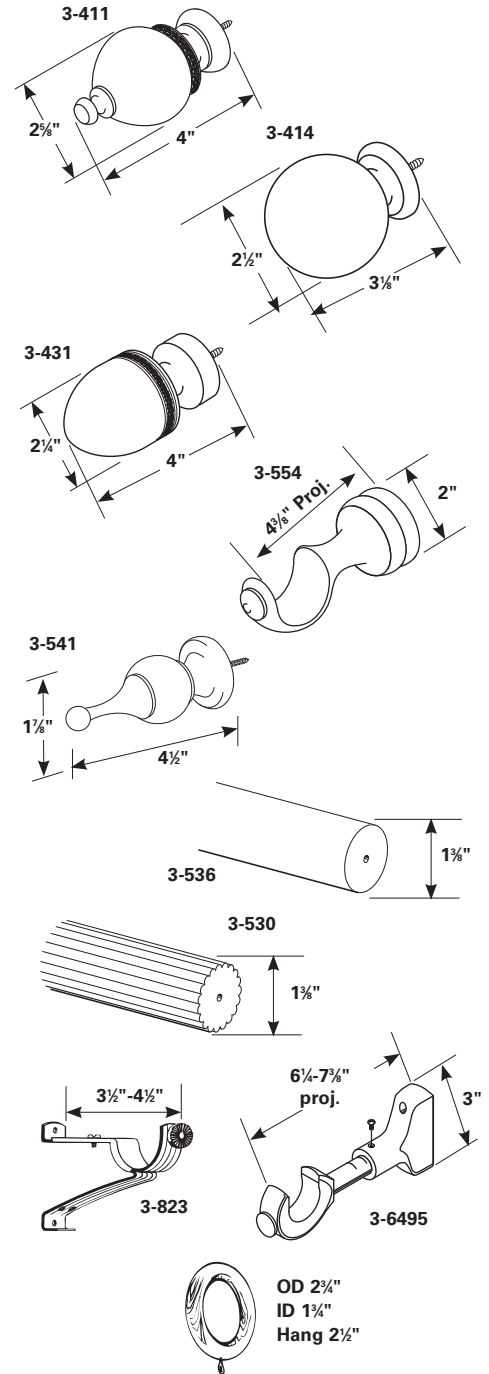
3-6495-0,77	Wood Brackets, Projects 6 1/2"-7 1/8"	4 pr.	2.30	\$6.75	\$9.50	\$15.00
3-823-1,8	Metal Bracket, Projects 3 1/2"-4 1/2" (1 pr./env.)	4 pr.	1.03	4.70	6.55	10.45

FINISH: Unfinished Natural (0), White (1), Brass (8), Cherry (77)

1 1/8" WOOD POLE RINGS

3-553-39,48	(7/env.)	6 env.	1.05	\$3.64	\$5.13	\$10.10
3-552-77	(7/env.)	4 env.	1.04	3.64	5.13	10.10
3-552-0	(7/env.)	4 env.	1.04	3.40	4.76	9.45

FINISH: Natural (0), Matte Black (39), Warm Oak (48), Cherry (77)



NOTE: Due to the nature of wood, parts may vary in color, mineral spots and grain patterns. Unfinished Natural woods may accept paint and stain differently.

NOTE: Matte Black (39) and Warm Oak (48) are furniture grade finishes.

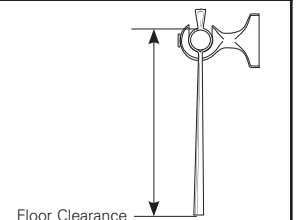
Wood Components – Purchase finials, poles, brackets, rings and accessories separately.

QUALITY NOTES

BRACKET HEIGHT - SHIRRED CURTAINS

Measure curtain length from top of pole pocket to bottom hem and deduct take-up. Take-up is the distance the drapery is shortened when shirred through a rod pocket (equal to pole diameter). Measure up from the bottom; allow for clearance to determine pole height.

Pole Diameter	Rod Pocket	Take-up
2"	4-4 1/2"	2"
1 1/8"	2 1/2"-3"	1 1/8"



SECTION 3

WOODWARE

WOOD ACCESSORIES

METAL SUPPORTS

ITEM NUMBER	DESCRIPTION	FULL PACKAGE	WEIGHT LB.	PRICE	LESS PACK	OPTIONAL RETAIL
3-141-8	Boxed Support, Projects 4"	200 ea.	28.16	\$0.37	-	-
		50 ea.	7.07	0.40	\$0.55	\$0.95

FINISH: Brass (8)

1 1/2" WOOD POLE RETURN (1 pr./env.)

(Includes connector screws)

3-548-0	2 1/2" x 3" Clearance	20 env.	8.16	\$6.05	-	-
	3 3/8" x 4 3/8" Projection	5 env.	2.04	6.75	\$9.45	\$15.00

FINISH: Unfinished Natural (0)

1 1/2" WOOD POLE SOCKET


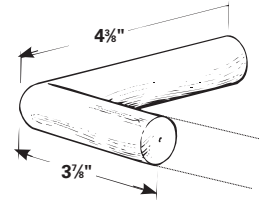
3-550-0	1 1/2" ID	5 pr.	.04	\$3.95	\$5.50	\$8.80
---------	-----------	-------	-----	--------	--------	--------

FINISH: Unfinished Natural (0)

1 1/2" WOOD POLE CONNECTOR (Dowel Screw)

3-551-0	No. 10 x 2 1/4" Long	10 pr.	.02	\$.65	\$.90	\$1.45
---------	----------------------	--------	-----	-------	-------	--------

FINISH: Zinc (0)



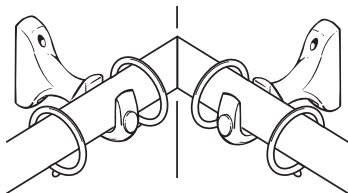
NOTE: Due to the nature of wood, parts may vary in color, mineral spots and grain patterns. Unfinished Natural woods may accept paint and stain differently.

Wood Components – Purchase finials, poles, brackets, rings and accessories separately.

QUALITY NOTES

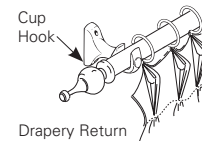
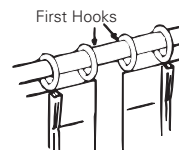
CORNERS, BAYS

Wood poles can be mitered by customer to use in corner and bay windows, or wood pole return (elbow) can be used to join two poles in a corner.



HANGING DRAPERIES

Begin at the center of the window and work outward. Attach last pleat to ring outside the end bracket. Return fabric to wall through a cup hook attached to the bracket. Break pleats toward glass.



NOTE: One ring will be needed for each pleat, plus two rings for the leading edges. One pin is needed for each ring, plus four pins for the leading edges and returns.

SECTION 4

CURTAIN RODS

SECTION 4

CURTAIN RODS

CRYSTAL CLEAR™ RODS

ARCH ROD, Projects 2½", 4–14" Arch, ⅝" Tubing		Outside mount				
ITEM NUMBER	DESCRIPTION	FULL PACKAGE	WEIGHT LB.	PRICE	LESS PACK	OPTIONAL RETAIL
4-022-1	28–40"	12 ea.	5.13	\$7.30	\$10.19	\$16.22
4-023-1	40–86" (2 pieces)	6 ea.	4.38	12.86	18.01	28.56

FINISH: Clear (1)

SPECIALTY WINDOW HARDWARE KIT

4-024-1	For Windows up to 46"	6 ea.	2.50	\$11.29	\$15.80	\$25.10
4-0241-1	For Windows up to 92"	6 ea.	3.00	15.17	21.21	33.71

FINISH: Clear (1) Includes measuring and sewing guide.

SINGLE CURTAIN RODS, Projects 2½"

4-122-1	28–48"	4 ea.	2.00	\$9.03	\$12.65	\$20.06
4-123-1	48–84"	4 ea.	3.01	11.76	16.43	26.15

FINISH: Clear (1) Includes brackets and supports.

SASH RODS, Projects ⅝"

4-600-1	7–11½" (2/env.)	12 env.	2.38	\$4.88	\$6.83	\$10.87
4-601-1	11½–20" (2/env.)	12 env.	3.25	6.98	9.77	15.54
4-602-1	20–36" (2/env.)	12 env.	4.88	8.98	12.55	19.95

FINISH: Clear (1) Bracket for inside or wall mount.

ARCH ROD MOUNTING ACCESSORIES FOR CRYSTAL CLEAR™ RODDING

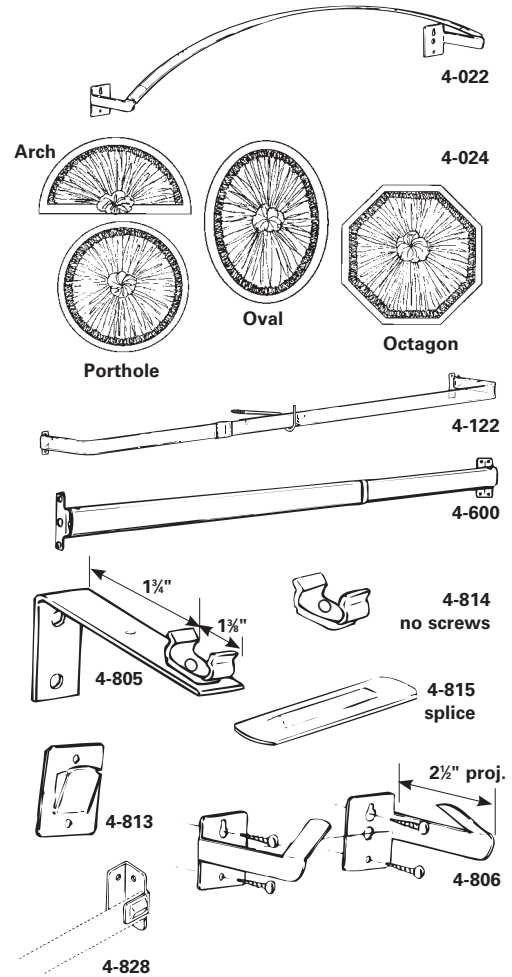
4-805-0	Outside Mount Center Support, Projects 2½", Clearance 1½"	10 ea.	.44	\$1.10	\$1.58	\$2.47
4-806-0	Outside Mount Bracket	10 pr.	1.25	3.73	5.20	8.30
4-813-0	Universal Inside Mount Bracket	10 pr.	.05	1.37	1.89	3.05
4-814-0	Inside Mount Cntr. Suppt. Clip (clear)	30 ea.	.13	.63	.89	1.42
4-815-0	Splice	20 ea.	.38	.89	1.26	2.00

FINISH: Zinc Chromate (0) See page 48 for Crystal Clear rodding.

BRACKETS FOR CRYSTAL CLEAR RODDING, for inside clear rod length

4-828-0	Sash bracket	40 ea.	.75	\$.74	\$1.05	\$1.63
---------	--------------	--------	-----	-------	--------	--------

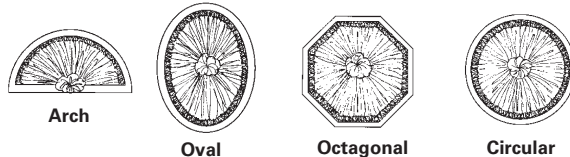
FINISH: Zinc Chromate (0) See page 48 for Crystal Clear rodding.



QUALITY NOTES

SPECIALTY WINDOW KITS

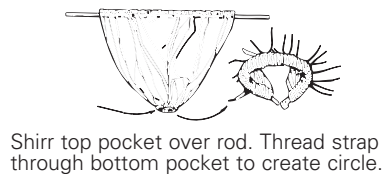
include hardware, clear rodding and instructions for creating arch, oval, eyebrow and circular treatments.



SPECIALTY WINDOW KITS feature flexible Crystal Clear rodding that easily bends to the desired shape of window. Rod easily cuts to length with a hacksaw. Splice rods together to fit even the largest windows. Rod snaps into clear clips installed in the frame for a secure fit.

Kit includes:

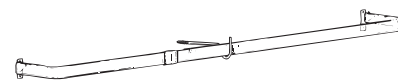
- (1-2) 46" Crystal Clear Rod
- (5-10) Clear Mounting Clips
- (1-2) Rod Splice
- (1-2) 14" Strap
- (1-2) Strap Fastener
- Measuring/Sewing Guide
- Inside Mount Bracket/Outside Mount Bracket



ARCH ROD MOUNTING ACCESSORIES simplify the creation of arch window treatments. Clear center support clips are an unobtrusive part of the finished treatment. The splice will hold Crystal Clear rod in circular shape for use with porthole windows.



CRYSTAL CLEAR rods are a Graber® innovation. The Crystal Clear rods "disappear" under sheer and lace curtains. Curtain rods come with wire supports. Crystal Clear rods will not yellow or turn brittle with age. **Note: Rod dimensions same as 2½" projection lock-seam rods.**



See Crystal Clear Rodding on page 48.

Multiple kits can be combined to cover larger windows.

CURTAIN RODS

LOCK-SEAM CURTAIN RODS

SINGLE LOCK-SEAM CURTAIN RODS, Projects 1½"

ITEM NUMBER	DESCRIPTION	FULL PACKAGE	WEIGHT LB.	PRICE	LESS PACK	OPTIONAL RETAIL
4-212-1	28-48"	12 env.	6.25	\$2.13	\$2.98	\$4.74
4-213-1	48-84"	12 env.	10.75	3.41	4.79	7.56

FINISH: White (1)

SINGLE LOCK-SEAM CURTAIN RODS, Projects 2½"

4-221-1	18-28"	12 env.	4.01	\$1.97	\$2.77	\$4.37
4-222-1	28-48"	24 env.	12.05	2.13	2.98	4.74
4-223-1	48-84"	24 env.	21.04	3.41	4.79	7.56
4-225-1	84-120" (3 pc.)	12 env.	15.13	6.55	9.16	14.54

FINISH: White (1)

SINGLE LOCK-SEAM CURTAIN RODS, Projects 3½"

4-232-1	28-48"	12 env.	7.00	\$2.50	\$3.51	\$5.54
4-233-1	48-84"	12 env.	11.50	3.83	5.38	8.52
4-235-1	84-120" (3 pc.)	12 env.	16.01	6.55	9.16	14.54

FINISH: White (1)

Ideal over 1" horizontal blinds.

SINGLE LOCK-SEAM CURTAIN RODS, Projects 5½"

4-252-1	28-48"	12 env.	7.03	\$3.25	\$4.58	\$7.24
4-253-1	48-84"	12 env.	12.01	4.37	6.12	9.69
4-255-1	84-120"	12 env.	16.04	6.76	9.48	15.02
4-811-1	Extender Bracket (1 pr./env.)	10 env.	1.04	1.37	1.94	3.10
0-801-1	Extender Valance Kit	10 env.	2.65	2.43	3.38	5.43
9-427-1	6-10" Projection Support	10 ea.	1.04	2.24	3.14	4.95

FINISH: White (1)

Extender bracket and support for valance applications.

DOUBLE LOCK-SEAM CURTAIN RODS, Projects 2½" & 3½"

4-261-1	18-28"	12 env.	9.00	\$3.51	\$4.90	\$7.83
4-262-1	28-48"	12 env.	12.02	4.53	6.34	10.06
4-263-1	48-84"	12 env.	21.01	6.71	9.37	14.91
4-265-1	84-120" (3 pc.)	12 env.	29.02	11.29	15.76	25.08

FINISH: White (1)

TRIPLE LOCK-SEAM CURTAIN RODS, Projects 1½", 3½" & 5½"

4-272-1	28-48"	4 env.	7.02	\$6.71	\$9.37	\$14.91
4-273-1	48-84"	4 env.	11.04	8.95	12.51	19.86
4-275-1	84-120" (3 pc.)	4 env.	16.19	12.30	17.20	27.32

FINISH: White (1)

LOCK-SEAM CURTAIN ROD EXTENDER

4-270-1	28" Extender (Adds up to 24")	24 env.	6.88	\$1.49	\$2.08	\$3.30
4-801-0	2½" Support	25 ea.	.03	.80	1.12	1.76
4-803-0	3½" Boxed Support	50 ea.	.94	.48	.69	1.07
4-804-0	5½" Support	25 ea.	.88	.80	1.12	1.76

FINISH: White (1), Zinc Chromate (0)



4-212




4-221



4-232



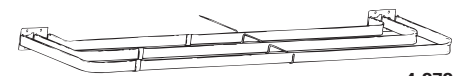
4-252



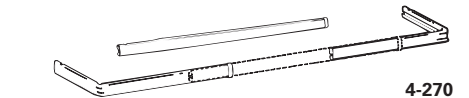
4-811
0-801



4-261



4-272



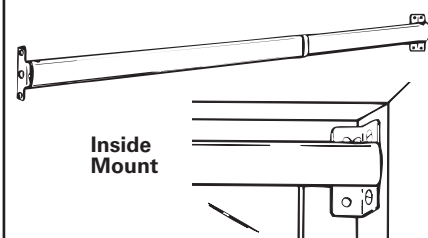
4-270



4-801
4-803
4-804

QUALITY NOTES

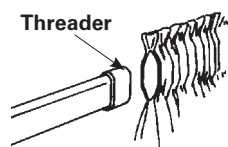
CRYSTAL CLEAR™ SASH ROD can be used for shirred lace or sheer curtains on windows or doors. Mounts inside or outside. Bracket projects ½". See page 40.



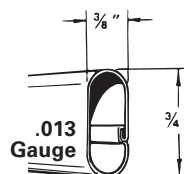
Inside Mount

LOCK-SEAM CURTAIN RODS are coated inside and out, with no exposed edges. Baked white enamel finish matches Graber® traverse rods.

The "lock-seam" design gives the curtain rod that **additional strength** needed for medium to heavy curtain fabrics. Threader attached to rod ensures smooth, no-sag shirring.

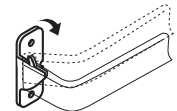


Threader



.013 Gauge

HEAVY-DUTY BRACKET provides greater support; prevents hole tear-out. Tapered prong prevents rod lift-out.



CURTAIN ROD SUPPORT CHART

Supports included in packaging:

Size	Crystal Clear Rod	Lock-Seam Rod	Standard Rod
18-28"	0	0	0
28-48"	1	0	0
48-84"	2	1	1
84-120"	3	2	2

SECTION 4

CURTAIN RODS

LOCK-SEAM CANOPY RODS, Projects 8"

ITEM NUMBER	DESCRIPTION	FULL PACKAGE	WEIGHT LB.	PRICE	LESS PACK	OPTIONAL RETAIL
4-482-1	28-48" (brackets included)	12 env.	9.00	\$3.04	\$4.21	\$6.76
9-427-1	6-10" Projection Support	10 ea.	1.04	2.24	3.14	4.95

FINISH: White (1)

STANDARD CURTAIN RODS

SINGLE STANDARD CURTAIN RODS, Projects 2½"

4-421-1	18-28"	24 env.	7.44	\$1.49	\$2.08	\$3.30
4-422-1	28-48"	24 env.	9.81	1.54	2.18	3.41
4-423-1	48-84"	24 env.	16.06	2.82	3.94	6.28
4-425-1	84-120" (3 pc.)	12 env.	12.25	5.33	7.40	11.82

FINISH: White (1)

STANDARD CURTAIN ROD EXTENDERS

4-470-1	28" Extender (adds up to 24")	24 env.	4.88	\$1.49	\$2.08	\$3.30
4-801-0	2½" Support	25 ea.	.03	.80	1.12	1.76
4-803-0	3½" Boxed Support	50 ea.	.94	.48	.69	1.07

FINISH: White (1), Zinc Chromate (0)

LOCK-SEAM SASH RODS, Projects ½" – height ¾"; ⅝" front to back

Inside or outside mount

4-700-1	6-11"	12 env.	1.03	\$2.24	\$3.14	\$4.95
4-701-1	11-20"	12 env.	3.19	2.34	3.30	5.22
4-702-1	20-36"	12 env.	4.75	2.40	3.35	5.33
4-703-1	28-48"	12 env.	6.01	2.45	3.41	5.43

FINISH: White (1)

SWIVEL END SASH ROD ⅝" Rod Dia., Clearance ½"

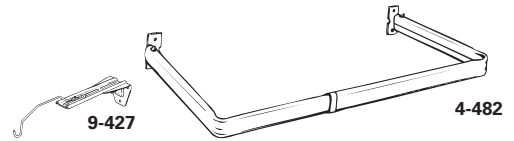
4-579-1	12-21" (2/env.)	24 env.	5.13	\$2.29	\$3.20	\$5.11
4-580-1	21-38" (2/env.)	24 env.	8.38	2.29	3.20	5.11

FINISH: White (1)

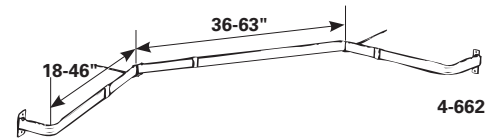
ADJUSTABLE LOCK-SEAM BAY RODS

4-662-1	Single, Projects 2½"					
	18-46", 36-63"	6 env.	13.13	\$9.27	\$12.99	\$20.61

FINISH: White (1)

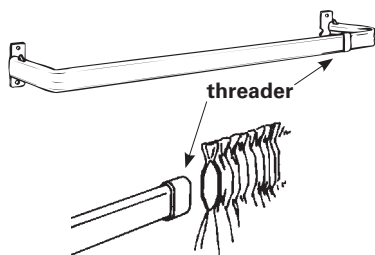


Bracket 1½" x ½"

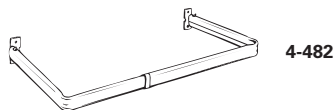


QUALITY NOTES

STANDARD CURTAIN RODS are economically priced. Smooth, no-sag threader protects curtains when shirring onto rod.



CANOPY CURTAIN RODS (4-482) project a full 8" – ideal for canopy or valance applications.



Note: Support 9-427 projects 6-10" and can be used with canopy rod in other applications.

SWIVEL END SASH ROD (4-579), (4-580) swivel on one end for easy access to window during washing or opening. Baked enamel finish, rust-resistant brackets.



CURTAIN RODS

DAUPHINE® RODS - FLAT VALANCE RODS

2½" DAUPHINE RODS, Projects 4–6", Clearance 3½"–5½" Rod Pocket: 3–3½"

ITEM NUMBER	DESCRIPTION	FULL PACKAGE	WEIGHT LB.	PRICE	LESS PACK	OPTIONAL RETAIL
4-721-1	18–28", 0 Supports	4 ea.	4.01	\$6.91	\$9.65	\$15.35
4-722-1	28–48", 0 Supports	4 ea.	5.05	7.86	10.97	17.46
4-723-1	48–84", 1 PVC Support	4 ea.	8.04	11.29	15.77	25.11
4-724-1	66–156", 2 PVC Supports (3 pc.)	4 ea.	14.50	17.04	23.84	37.87

FINISH: White (1)

2½" DAUPHINE AND TRAVERSE RODS, Projects 2¼–4¼" and 6¼–8½", Clearance 2–3½" inner, 6–8¼" outer

0-491-1	2½" Dauphine & 0-400 Traverse Rod (38-66")	16 slides 4 ea.	17.25	\$26.74	\$37.40	\$59.27
0-492-1	2½" Dauphine & 0-400 Traverse Rod (66–120")	30 slides 4 ea.	24.05	33.23	46.53	73.66
0-494-1	2½" Dauphine & 0-400 Traverse Rod (84–156")	38 slides 4 ea.	31.04	41.99	58.76	93.08

FINISH: White (1)

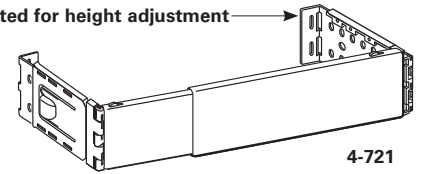
2½" DAUPHINE AND CURTAIN RODS, Projects 2½" and 6¼–8½" Clearance 2¼" inner, 6–8¼" outer

4-729-12	2½" Dauphine & Lock-Seam Curtain Rod (38-66")	4 ea.	10.38	\$12.87	\$17.99	\$28.59
4-733-12	2½" Dauphine & Lock-Seam Curtain Rod (66–120")	4 ea.	17.00	19.68	27.54	43.73

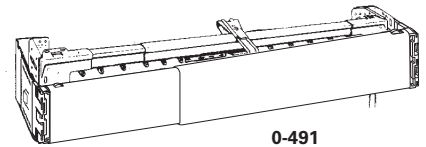
FINISH: White (12)

See page 34 for 2½" Dauphine Brackets and Supports.

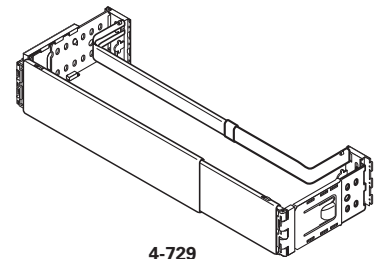
Slotted for height adjustment →



4-721



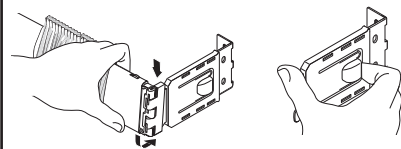
0-491



4-729

QUALITY NOTES

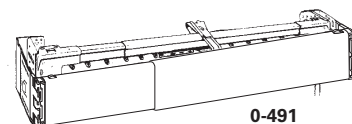
DAUPHINE FLAT VALANCE RODS feature snap-on bracket designed for **easy, one-person** installation.



Snap-in installation

Finger-tip projection adjustment

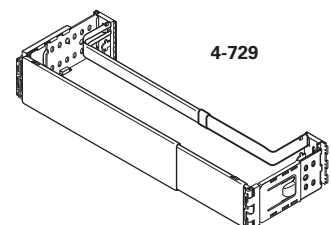
- Two piece bracket design provides easy, no snag shirring of rod pocket.



0-491

DAUPHINE COMBINATION RODS

- Dauphine Combination Rods are ideal for use in creating layered wide-pocket toppers/valance treatments.
- Combination bracket has three position locations and snaps together to layer traverse or curtain rods together.
- Fingertip projection adjustment for ease of installation.



4-729

SECTION 4

CURTAIN RODS

ECONOMY FLAT RODS

ITEM NUMBER	DESCRIPTION	FULL PACKAGE	WEIGHT LB.	PRICE	LESS PACK	OPTIONAL RETAIL
BRACKETS AND SUPPORTS FOR 2½" DAUPHINE® RODS*						
4-725-01	¾" Clearance Bracket	5 pr.	.68	\$2.27	\$3.17	\$5.06
4-726-01	2-3" Clearance Bracket	5 pr.	1.50	4.22	5.91	9.39
4-7829-01	3½-5½" Clearance Brackets	20 pr.	6.03	2.95	6.07	8.39
4-7879-1	3½-6" Center Support	40 ea.	7.03	1.60	3.57	4.95
4-728-01	6¼-8½" Clearance Bracket	5 pr.	3.00	4.85	6.80	10.76
4-738-1	6¼-8½" Metal Support	5 ea.	1.85	2.74	4.33	5.54

FINISH: White (1), (01)

Additional items available in bulk. See page 58.

*Note: Will not fit economy flat rods.

4½" DAUPHINE RODS, Projects 3½-6" Clearance 3-5½"

Rod Pocket: 5-5½" min.

4-741-1	18-28", 0 Supports	4 ea.	8.06	\$8.15	\$11.40	\$18.11
4-742-1	28-48", 1 Support	4 ea.	11.38	9.16	12.83	20.34
4-743-1	48-84", 1 Support	4 ea.	16.31	12.94	18.05	28.76
4-744-1	84-156", 2 Supports	4 ea.	27.00	18.74	26.25	41.64

FINISH: White (1)

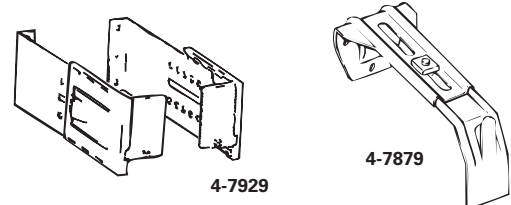
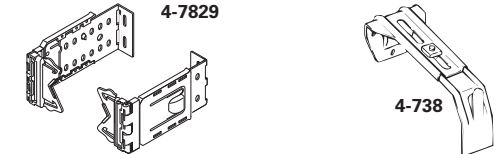
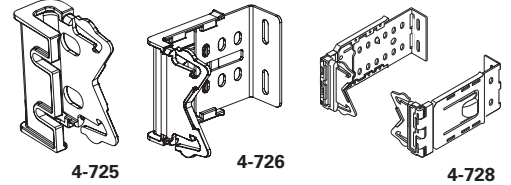
BRACKETS AND SUPPORTS FOR 4½" DAUPHINE RODS

4-748-1	6-8½" Clearance Bracket	5 pr.	6.00	\$5.33	\$7.46	\$11.87
4-738-1	6-8½" Metal Support	5 ea.	1.85	2.74	4.33	5.54
4-7929-1	3½-6" Clearance Brackets	20 pr.	14.05	3.94	7.12	11.61
4-7879-1	3½-6" Center Support	40 ea.	7.03	1.60	3.57	4.95

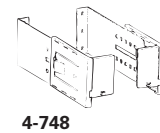
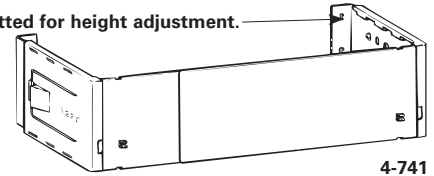
FINISH: White (1)

Additional items available in bulk. See page 58.

Outside mount.



Slotted for height adjustment.



QUALITY NOTE

ROD POCKET & TAKE-UP

Rod Size	Pocket	Take-up
2" Wood Pole	4-4½"	2"
1¾" Round Pole	2½-3"	1¾"
1½" D-Profile Poles	2¾-3"	1¼"
¾" Round	1½"	¾"
Oval Rod	1½"	¾"
⅞" & ½"	1"	⅞"-½"
2½" Dauphine	3-3½"	¾"
4½" Dauphine	5-5½"	¾"

Take-up – The distance the drapery is shortened when shirred through a rod pocket. Equal to thickness of rod.

CURTAIN RODS

2½" DAUPHINE® ROD FOR BAY WINDOW & CORNERS

ITEM NUMBER	DESCRIPTION	FULL PACKAGE	WEIGHT LB.	PRICE	LESS PACK	OPTIONAL RETAIL
4-711-1	Boxed Set Metal Support, 20-42", 38-64" Projects 4-6" Clearance 3½-5½"	4 ea.	17.13	\$29.22	\$46.42	\$64.94
4-7169-01	Corner Hinge	40 ea.	3.05	1.58	2.22	3.53
4-7179-01	Bay-Bow Bracket	20 pr.	7.05	4.96	6.96	11.02
4-718-01	Conversion Kit (2 hinges and 2 center supports)	5 env.	1.06	5.17	7.23	11.50

FINISH: White (1), (01)

4½" DAUPHINE ROD FOR BAY WINDOW & CORNERS

4-7569-1	Corner Hinge, (4½" rod)	40 ea.	6.04	\$2.13	\$2.98	\$4.74
----------	-------------------------	--------	------	--------	--------	--------

FINISH: White (1)

2½" FROST DAUPHINE RODS, Clearance 3½-6"

For lace & sheer fabrics

4-782-1	28-48", 2 Supports	2 ea.	2.75	\$13.85	\$19.38	\$30.78
4-783-1	48-84", 3 Supports	2 ea.	3.75	18.00	25.19	39.99

FINISH: Translucent Frosted (1)

2½" SPRING TENSION DAUPHINE

4-791-1	24- 33"	4 ea.	4.50	\$7.60	\$10.66	\$16.88
4-792-1	33-50"	4 ea.	6.19	9.60	13.45	21.31
4-793-1	50-72"	4 ea.	9.75	10.97	15.35	24.37

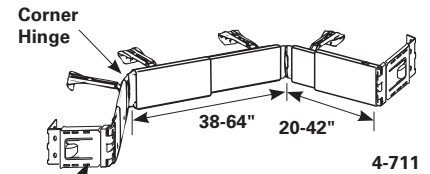
FINISH: White (1)

2½" WIDE POCKET RODS, Projects 4", Clearance 3½"

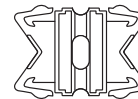
Rod Pocket: 3-3½"

ITEM NUMBER	DESCRIPTION	FULL PACKAGE	WEIGHT LB.	PRICE	LESS PACK	OPTIONAL RETAIL
4-712-12	28-48" Steel Rod	12 ea.	13.02	\$3.90	\$5.49	\$8.65
4-713-12	48-84" Steel Rod	12 ea.	21.03	5.49	7.65	12.19

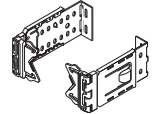
FINISH: White (12)



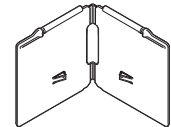
Bay-Bow Bracket



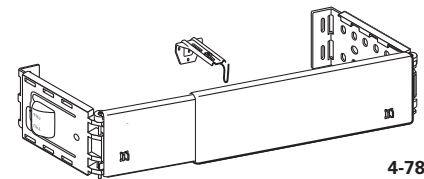
4-7169



4-7179



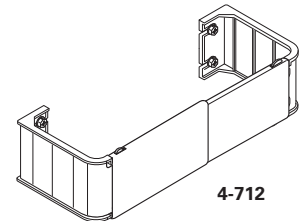
4-7569



4-782




4-791



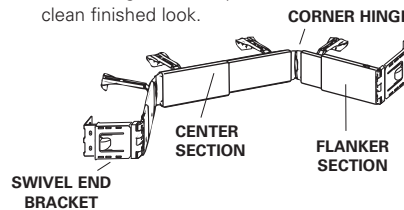
4-712

QUALITY NOTES

FROST DAUPHINE disappears under delicate lace and sheer wide pocket treatments.



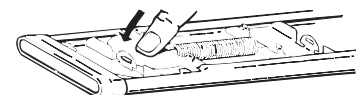
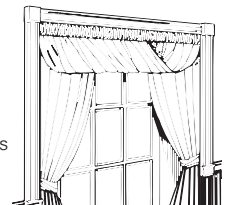
BAY WINDOW DAUPHINE RODS feature flexible corner hinges and snap-in swivel end brackets for clean finished look.



CORNER HINGE can be used on 90° inside or outside corners.



SPRING TENSION DAUPHINE makes it easy to install inside mount wide pocket treatments. Snap-lock spring mechanism means that no brackets or tools are required.



SECTION 4

CURTAIN RODS

ROD ACCESSORIES

CURTAIN ROD SUPPORTS

ITEM NUMBER	DESCRIPTION	FULL PACKAGE	WEIGHT LB.	PRICE	LESS PACK	OPTIONAL RETAIL
4-801-0	2½"	25 ea.	.75	\$.80	\$1.12	\$1.76
4-803-0	3½" Boxed	50 ea.	.94	.48	.69	1.07
4-804-0	5½"	25 ea.	.88	.80	1.12	1.76

FINISH: Zinc Chromate (0)

CURTAIN ROD BRACKETS

4-808-0	Single	25 pr.	1.01	\$.53	\$.74	\$1.18
4-809-0	Double	10 pr.	.85	.68	.95	1.55
4-811-1	Valance Extender Bracket Projection 3"	10 pr.	1.04	1.37	1.94	3.10
0-801-1	Valance Extender Kit	10 ea.	2.63	2.43	3.38	5.43

FINISH: Zinc Chromate (0), White (1)

DOUBLE ROD SUPPORTS

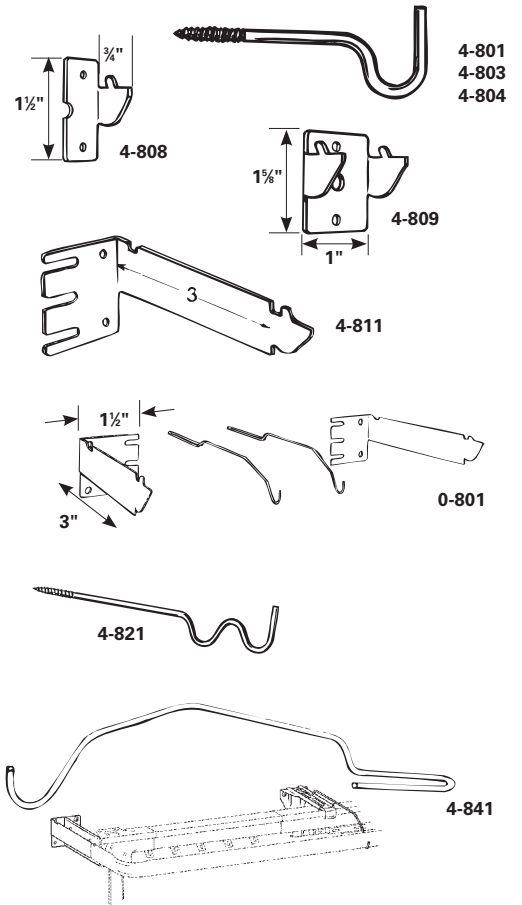
4-821-0	2½" and 3½"	25 ea.	.69	\$.93	\$1.32	\$2.06
---------	-------------	--------	-----	-------	--------	--------

FINISH: Zinc Chromate (0)

WIRE VALANCE SUPPORTS, screw included

4-841-0	5" Valance Support	25 ea.	1.00	\$.79	\$1.11	\$1.74
---------	--------------------	--------	------	-------	--------	--------

FINISH: Zinc Chromate (0)



SECTION 5

ACCESSORIES

SECTION 5

ACCESSORIES

SWAGHOLDERS AND HOLDBACKS

MAGIC™ SWAGHOLDER

ITEM NUMBER	DESCRIPTION	FULL PACKAGE	WEIGHT LB.	PRICE	LESS PACK	OPTIONAL RETAIL
8-212-81	4½–8" clearance	20 pr. 5 pr.	16.76 4.19	\$10.75 11.30	– \$15.80	– \$25.10

FINISH: Bright Brass (81)

HIDDEN TIEBACK HOLDERS

8-2089-1	Projects 5–8½" (bulk)	50 pr. 5 pr.	20.20 2.02	\$5.25 5.70	– \$7.95	– \$12.70
----------	-----------------------	-----------------	---------------	----------------	-------------	--------------

FINISH: White (1)

MINIATURE HOLDBACKS (PLASTIC)

8-216-7	2¼" diam. Clearance 2½" (1 pr./env.)	5 env.	.04	\$4.50	\$6.30	\$10.00
---------	--------------------------------------	--------	-----	--------	--------	---------

FINISH: Antique Gold (7)

PIN-ON TIEBACK RING

8-225-8	Boxed ¾" ID	1000 ea. 100 ea.	.10 .01	\$17.31c 18.92c	– –	– –
---------	-------------	---------------------	------------	--------------------	--------	--------

FINISH: Brass (8)

See page 44 for cup hooks.

CORD CLEATS

8-246-8	Boxed w/screws, solid brass	10 ea.	.50	\$2.25	\$3.15	\$5.00
8-247-6	Metal	1000 env. 25 env.	45.20 1.13	.77 .82	– 1.15	– 1.80

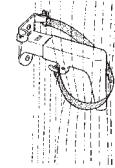
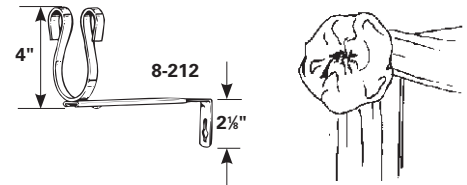
FINISH: Antique Brass (6), Brass (8)

DECORATIVE HOLDBACKS (PLASTIC)

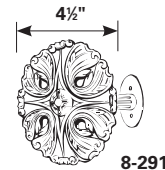
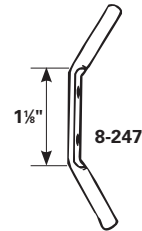
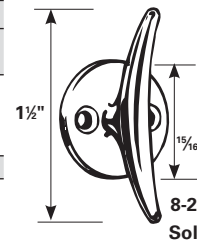
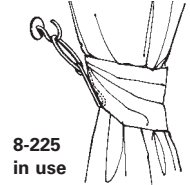
8-291-7	Peacock, Clearance 3½"	5 pr.	2.69	\$8.85	\$12.35	\$19.65
---------	------------------------	-------	------	--------	---------	---------

FINISH: Antique Gold (7)

Extender stem included for 6½" clearance.

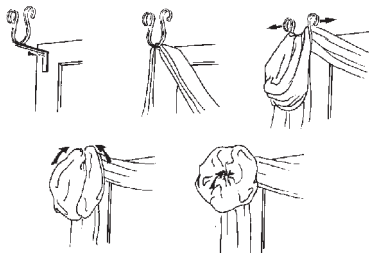


Supports the rounded line of the fold and prevents tieback from wrinkling drapery.

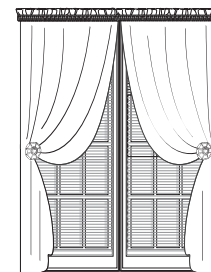


QUALITY NOTES

MAGIC SWAGHOLDER (8-212) is used to create dramatic poufs or Bishop's sleeves. Use a third swagholder for windows over 50".



DECORATIVE HOLDBACKS can be used as holdbacks or as decorative swagholders.



ACCESSORIES

MOLDED CAFE RINGS WITH EYE

ITEM NUMBER	DESCRIPTION	FULL PACKAGE	WEIGHT LB.	PRICE	LESS PACK	OPTIONAL RETAIL
5-810-8	1 3/4" ID (7/env.)	5 env.	2.00	\$9.67	\$13.53	\$21.47
5-811-8	1 3/4" ID boxed	10 ea.	.04	1.41	-	3.14
5-820-8	1 1/2" ID (7/env.)	10 env.	.94	2.77	3.87	6.17
5-821-8	1 1/2" ID boxed	50 ea.	.69	.37	-	.84
5-840-8	1" ID (7/env.)	50 env. 10 env.	3.44 .69	2.19 2.46	- 3.45	- 5.43
5-860-8	3/4" ID (7/env.)	50 env. 10 env.	.15 .03	2.32 2.49	- 3.68	- 5.85

FINISH: Brass (8)

RINGS AND CLIPS

ROUND CAFE CLIPS

5-721-8	1 1/4" Boxed	1000 ea. 100 ea.	10.60 1.06	\$18.81c 22.05c	- \$29.36c	- -
5-740-8,78	1" (14/env.)	50 env. 10 env.	7.20 1.44	2.56 2.77	- 3.87	- \$6.17
5-760-8	3/4" (14/env.)	50 env. 10 env.	5.55 1.11	2.14 2.25	- 3.14	- 5.02

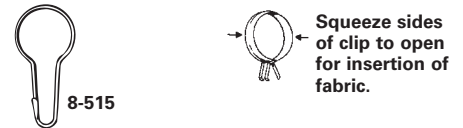
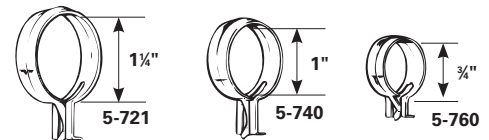
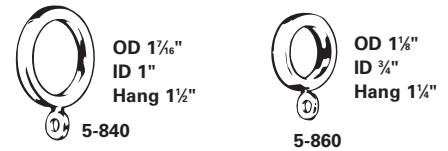
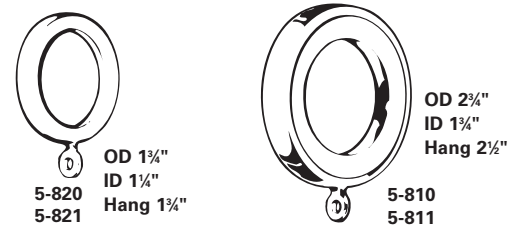
FINISH: Brass (8), Nickel (78)

SHOWER CURTAIN RINGS*

8-515-0	Bright Metal (12/env.)	200 env. 25 env.	32.48 4.06	\$1.31 1.72	- \$2.40	- \$3.81
---------	------------------------	---------------------	---------------	----------------	-------------	-------------

FINISH: Zinc (0)

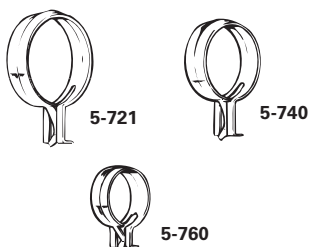
*Galvanized steel with zinc plating; rust resistant.



QUALITY NOTES

CAFE CLIPS (5-721, 5-740, 5-760)

Zinc-plated metal clip-on rings for cafe rods and spring tension rods. Spring clip holds heading of drapery at each pleat without hooks or sew-on rings.



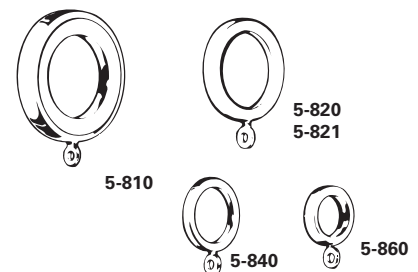
THE CORRECT RING OR CLIP can make the simplest cafe look elegant and ensure easy movement along the rod. The inside diameter of the ring should be 1/4 to 1/2" larger than the diameter of the rod.

Inside Diameter Ring ID	Maximum Rod Diameter
3/4"	1/2"
5/8" x 1 1/2"	oval rod, 3/8"
1"	3/4"
1 1/4"	1"
1 3/4"	1 1/2"



MOLDED CAFE RINGS WITH EYE

(5-810, 5-820, 5-840, 5-860) Designed for use with cafe rods, wood poles or tubing. Use with pin-on or slip-in hooks.



SECTION 5

ACCESSORIES

CORNICE BRACKET AND ANGLE IRONS

ITEM NUMBER	DESCRIPTION	FULL PACKAGE	WEIGHT LB.	PRICE	LESS PACK	OPTIONAL RETAIL
8-593-0	Cornice Bracket, Ceiling Mount	100 ea.	6.85	\$.47	-	-
8-594-0	2½" x 2½" Angle Irons	200 ea.	10.04	.37	-	-
		20 ea.	1.04	.42	-	-
8-595-0	3" x 3" Angle Irons	200 ea.	30.00	.47	-	-
		20 ea.	3.00	.52	-	-
8-596-0	4" x 4" Angle Irons	200 ea.	40.40	.78	-	-
		20 ea.	4.04	.86	-	-

FINISH: Zinc Chromate (0)

TENTER HOOKS

8-597-8	Boxed	10,000 ea.	31.50	\$3.41c	-	-
		1200 ea.	3.78	3.94c	-	-
		200 ea.	.63	5.45c	-	-

FINISH: Brass (8)

SCREW EYES

8-598-0	No. 10	100 ea.	1.00	\$8.79c	-	-
---------	--------	---------	------	---------	---	---

FINISH: Zinc Chromate (0)

See page 44 for cup hooks.

BATONS - FIBERGLASS

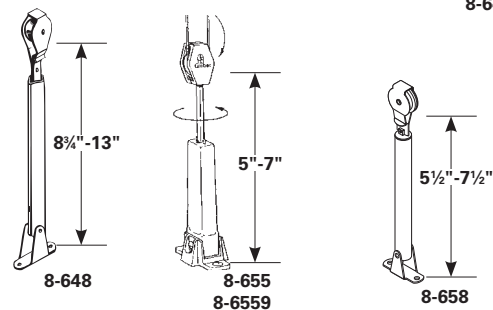
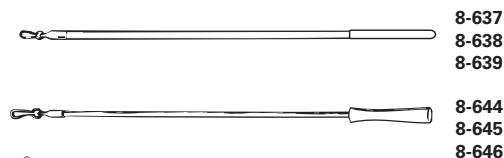
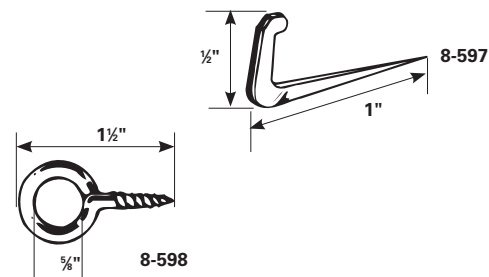
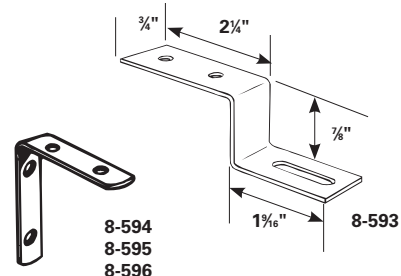
8-637-1	33" Baton w/clip	500 ea.	109.50	\$2.30	-	-
		100 ea.	21.90	2.50	-	-
		20 ea.	4.38	2.75	3.85	6.10
8-638-1	48" Baton w/clip	100 ea.	30.00	3.80	-	-
		20 ea.	6.00	4.25	5.95	9.45
8-639-1	60" Baton w/clip	100 ea.	42.50	5.60	-	-
		20 ea.	8.50	6.15	8.55	13.65
8-644-1	24" Baton w/handle (2/env.)	10 env.	3.50	5.70	7.95	12.65
8-645-1	36" Baton w/handle (2/env.)	10 env.	5.00	7.70	10.75	17.10
8-646-1	48" Baton w/handle (2/env.)	10 env.	6.64	8.70	12.15	19.35

FINISH: White (1)

CORD TENSION PULLEYS

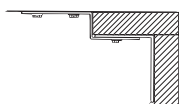
8-648-1	Ball Bearing Metal Cord Tension Pulley - Unfinished	100 ea.	30.00	\$8.52	-	-
		10 ea.	3.00	8.73	\$12.23	\$19.38
8-658-1	Cord Tension Pulley Baked White Enamel	10 ea.	2.04	8.70	12.20	19.45
8-655-1	Molded plastic (1/env.)	10 env.	.81	1.45	2.05	3.20
8-6559-1	Molded plastic, bulk	300 ea.	15.09	.49	-	-
		100 ea.	5.03	.66	-	1.49

FINISH: White (1)

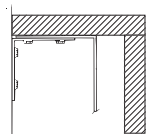


QUALITY NOTES

CORNICE BRACKET (8-593) is attached to ceiling; provides support for valance rod or cornice header.



ANGLE IRONS (8-594) used as support brackets for cornices and other drapery fixtures.




TENTER HOOKS (8-597) are sharp, brass-plated steel spikes with various installation uses in plaster and wood.



SCREW-EYE HOOK (8-598) may be used for attaching tiebacks.



BATONS (8-637, 8-644) protect hand drawn draperies from soiling, wear and tear.



BALL BEARING CORD TENSION PULLEY (8-648) is equipped with 1" ball bearing wheel and open pulley head for quick threading of cord. All steel for longer heavy duty installations.



MOLDED TENSION CORD PULLEY (8-655) features a pulley cover that swings open to load. Spring tension pulley head keeps cord taut and neatly organized.



ACCESSORIES

DRAPERY HOOKS AND PINS

JET PINNER AND HOOKS FOR CLOSED OR OPEN HEADINGS

ITEM NUMBER	DESCRIPTION	FULL PACKAGE	WEIGHT LB.	PRICE	LESS PACK	OPTIONAL RETAIL
7-440-0	Heavy Duty Jet Pinner	100m ea.	424.00	\$27.55m	-	-
	Cartridge (100 hooks/cartridge)	40m ea.	168.00	29.35m	-	-
	(5m pack)	5000 ea.	21.00	36.00m	-	-
7-442-0	Regular Duty Jet Pinner	100m ea.	320.00	24.75m	-	-
	Cartridge (100 hooks/cartridge)	40m ea.	128.00	27.15m	-	-
	(5m pack)	5000 ea.	16.00	32.60m	-	-
7-443-0	Heavy Duty Jet Pinner Cartridge	1000 ea.	4.01	35.00m	-	-
7-444-0	Regular Duty Jet Pinner Cartridge	1000 ea.	3.01	34.10m	-	-
7-445-0	Stainless Steel Hooks for Flameproof Fabric Cartridge	5000 ea.	15.05	105.60m	-	-
		1000 ea.	3.01	110.60m	-	-
7-460-2	Jet Pinner	1 ea.	.50	49.35net	-	-

FINISH: Zinc Chromate (0)

Non-stainless steel hooks not recommended for flameproof fabrics.

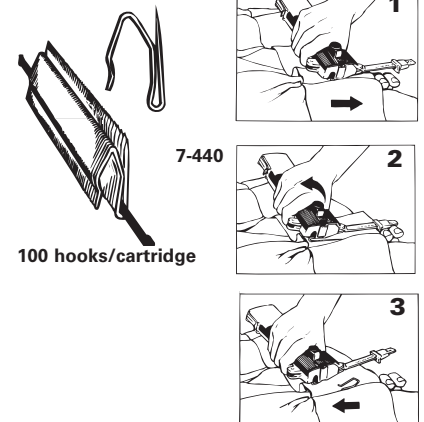
SLIP IN HOOKS FOR OPEN HEADINGS

7-230-0	(14/env.) Shank: 3" Hook: 3/8" Drop	300 env.	72.00	\$1.76	-	-
		25 env.	6.00	1.91	\$2.69	\$4.24
7-240-0	(14/env.) Shank: 3" Hook: 1" Drop	300 env.	72.00	1.55	-	-
		25 env.	6.00	1.81	2.54	4.04

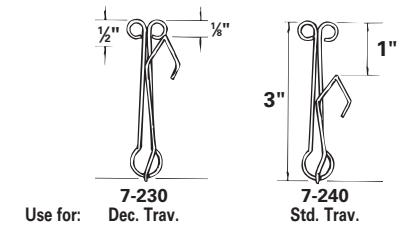
FINISH: Zinc Chromate (0)

Not recommended for flame proof fabric.

NOTE: Offset hooks are designed to hold heading away from the rod.



100 hooks/cartridge



Use for: 7-230 Dec. Trav.

7-240 Std. Trav.

QUALITY NOTES

HOOK SELECTION GUIDE

Rod	Hook Type	3" Heading	3 1/2" Heading	4" Heading
Conventional Traverse	Slip-in	-	7-240	7-310
	Pin-on - heavy duty	7-310	7-310	7-341
	Pin-on - heavy duty	-	-	7-330
	Pin-on - heavy duty	7-330	7-330	-
Decorative Traverse	Slip-in	-	7-230	-
	Pin-on - heavy duty	7-310	7-310	7-310
Cafe	Slip-in	7-230	-	-
	Pin-on - heavy duty	7-310	7-310	7-310
Oval - Stationary Panels	Slip-in	7-230	-	-
	Pin-on - heavy duty	7-300	7-300	7-300

PINSETTING GUIDELINES

Pinsetting is the distance between the top of the pleat and the top of the pin.

Rod	Pinsetting
Conventional Traverse Rod	1 1/2" - 1 3/4"
Conventional Traverse Rod - Ceiling Mount	1 1/4"
Decorative Traverse Rod	1/2"
Decorative Traverse Rod with Ring Slides	3/8"
Decorative Traverse Rod with Slide Pendants	3/8"
Cafe Rods	1/8"
Oval Rod - Valance/Sheer Treatment	1/8"

SECTION 5

ACCESSORIES

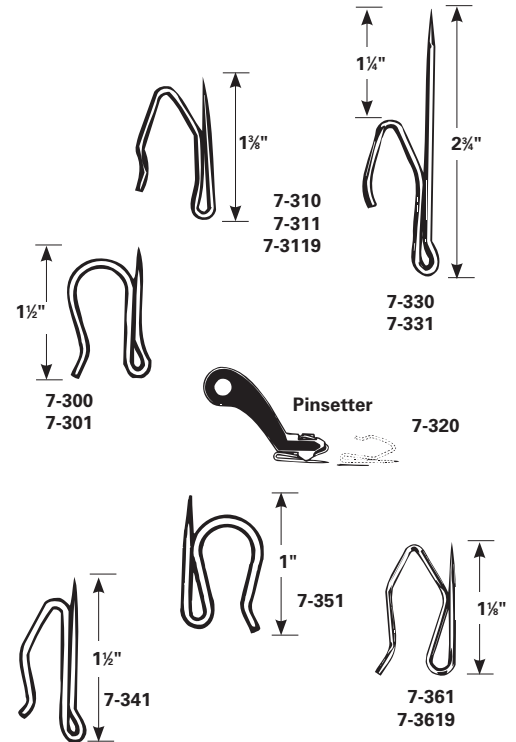
PIN-ON HOOKS FOR CLOSED OR OPEN HEADINGS

ITEM NUMBER	DESCRIPTION	FULL PACKAGE	WEIGHT LB.	PRICE	LESS PACK	OPTIONAL RETAIL
7-300-0	(14/env.) Heavy Duty (fits over rod)	25 env.	1.58	\$.70	\$1.00	\$1.55
7-301-0	Boxed, Heavy Duty (fits over rod)	3000 ea. 500 ea.	12.65 2.13	3.05c 4.90c	—	— 10.90c
7-310-0	(14/env.) Heavy Duty (offset)	25 env.	1.57	.75	1.10	1.75
7-311-0	Boxed, Heavy Duty (offset)	3000 ea. 500 ea.	12.65 2.13	2.15c 3.70c	—	—
7-3119-0	Bulk Pack, Heavy Duty (offset), (15m pack)	105m ea. 45m ea. 15m ea.	413.21 177.09 59.03	21.15m 24.05m 27.40m	—	—
7-320-0	50 ea. 7-311/env. With Pinsetter	10 env.	2.02	2.40	3.35	5.35
7-330-0	Long Pin on Hook (14/env.)	25 env.	2.95	1.55	2.15	3.45
7-331-0	Boxed Long Pin on Hook	100 ea.	.85	7.75c	—	—
7-341-0	Boxed, Heavy Duty	3000 ea. 500 ea.	12.12 2.01	3.05c 4.90c	—	—
7-351-0	Boxed (fits over rod)	18m ea. 6000 ea. 1000 ea.	36.18 12.12 2.01	15.00m 16.95m 19.10m	—	—
7-361-0	Boxed (offset)	18m ea. 6000 ea. 1000 ea.	36.00 12.00 2.00	15.00m 16.95m 19.70m	—	—
7-3619-0	Bulk pack (offset)	105m ea. 45m ea. 15m ea.	210.00 90.00 30.00	12.10m 13.40m 15.00m	—	—

FINISH: Zinc Chromate (0)

Not recommended for flame proof fabric.

NOTE: Offset hooks are designed to hold heading away from the rod.



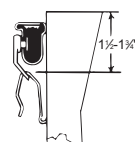
QUALITY NOTES

PLEAT INFORMATION

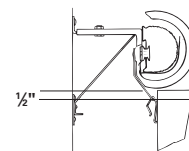
TRIPLE FRENCH PLEAT: Slip four fingers into consecutive pockets. Skip a pocket between each pleat.

DOUBLE FRENCH PLEAT: Slip three fingers into three consecutive pockets leaving one of two middle fingers unpocketed.

BOX PLEAT: Leave outside fingers unpocketed. Insert two center fingers into pockets A and C, skipping B.



Conventional Traverse



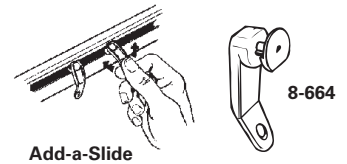
Decorative Traverse

ACCESSORIES

TRAVERSE SLIDES

ITEM NUMBER	DESCRIPTION	FULL PACKAGE	WEIGHT LB.	PRICE	LESS PACK	OPTIONAL RETAIL
8-664-1	Add-a-Slide (10/env.)	25 env.	.04	\$1.30	\$1.80	\$2.90
8-666-1	Traverse Slide (10/env.)	25 env.	.88	1.20	1.70	2.65

FINISH: White (1)

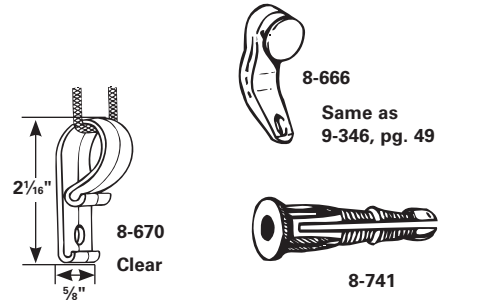


Add-a-Slide

CORD GUIDE

8-670-0	Cord Guide – 3/8" projection	50 ea.	.03	\$.13	\$0.58	\$0.92
---------	------------------------------	--------	-----	-------	--------	--------

FINISH: Clear (0)



8-670
Clear

8-666

Same as
9-346, pg. 49

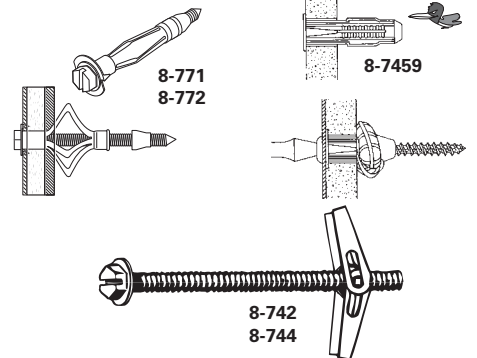
WALL ANCHORS

8-741-0	Wall Plugs (12/env.)	25 env.	.50	\$1.10	\$1.55	\$2.45
8-7459-0	Poly-Set® Anchors Red Head	1000/box	1.00	78.00m	–	–
8-771-0	Wall Anchor for 3/8"-1/2" Thick Walls (hexhead)	1000 ea. 100 ea.	13.10 1.31	25.90c 28.35c	– –	– 65.20c
8-772-0	Wall Anchor for 1/2"-1" Thick Walls (hexhead)	1000 ea. 100 ea.	20.60 2.06	28.50c 32.50c	– –	– 74.75c

SLOTTED HEX WASHER HEAD TOGGLE BOLTS

8-742-0	1/8" x 2"	500 ea. 100 ea.	7.80 1.56	\$29.65c 34.10c	– –	– \$75.80c
8-744-0	1/8" x 3"	500 ea. 100 ea.	9.40 1.88	38.05c 43.75c	– –	– 97.20c

FINISH: Zinc Chromate (0)



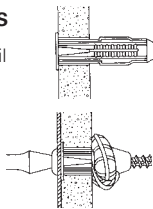
8-771
8-772

8-742
8-744

QUALITY NOTES

RED HEAD POLY-SET ANCHORS

1. Drill hole and insert anchor until flange is flush.
2. Fasten fixture by inserting sheet metal screw through fixture and into anchor. To fully expand the anchor after the screw head is against the fixture, tighten screw four additional turns



Poly-Set Anchor

Drill Size	Anchor Length	Screw Size	Grip Range
3/8"	1 1/4"	#6-8 x 1 1/2"	3/8"-3/4"

PLASTIC WALL PLUG

(8-741) for use in plaster and drywall, with No. 6 or No. 8 screws.



SLOTTED HEX HEAD TOGGLE BOLT (8-742)

arms fold for insertion and open inside wall. For use in plaster or drywall.

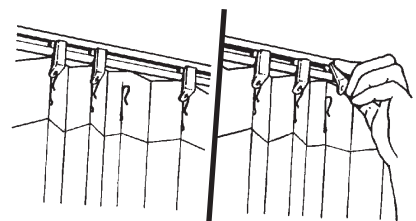


SLOTTED HEX HEAD WALL ANCHOR (8-771)

with washer head for hollow wall installations. Arms fold for insertion and spread open inside wall. Use screwdriver or hex socket.



ADD-A-SLIDE (8-664) snaps into track at any point where additional slides are needed.



Adding a Slide

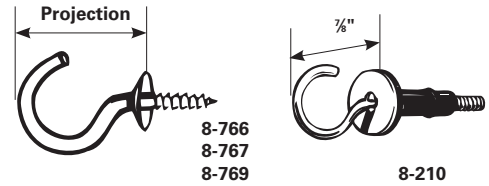
SECTION 5

ACCESSORIES

CUP HOOKS

ITEM NUMBER	DESCRIPTION	FULL PACKAGE	WEIGHT LB.	PRICE	LESS PACK	OPTIONAL RETAIL
8-766-8	Projection $\frac{7}{8}$ " (6/env.)	25 env.	.75	\$1.10	\$1.55	\$2.45
8-767-8	Projection $\frac{7}{8}$ " (boxed)	500 ea. 100 ea.	1.90 .38	12.75c 13.00c	— —	— 28.90c
8-769-8	Projection 1"	100 ea.	.81	15.84c	—	35.20c
8-210-8	$\frac{7}{8}$ " Hook and Anchor (2/env.)	10 env.	.03	2.95	4.15	6.65

FINISH: Brass (8)



METAL TIEBACK RING

8-773-8	$\frac{1}{2}$ " ID, $\frac{3}{8}$ " OD	5000 ea. 100 ea.	3.00 .06	\$7.05c 8.10c	— —	— \$18.00c
---------	--	---------------------	-------------	------------------	--------	---------------

FINISH: Brass (8)

HEX HEAD SCREWS

8-778-0	$\frac{1}{2}$ " x No. 6	24,000 ea.	33.80	\$2.75c	—	—
		1200 ea.	10.14	2.95c	—	—
		200 ea.	1.69	3.90c	—	—
8-774-0	$\frac{3}{4}$ " x No. 6	24,000 ea.	82.80	2.75c	—	—
		1200 ea.	4.14	2.95c	—	—
		200 ea.	.69	3.90c	—	—
8-775-0	1" x No. 6	24,000 ea.	105.60	3.40c	—	—
		1200 ea.	5.28	3.65c	—	—
		200 ea.	.88	4.80c	—	—
8-777-0	1 $\frac{1}{2}$ " x No. 6	24,000 ea.	135.60	3.40c	—	—
		1200 ea.	6.78	3.65c	—	—
		200 ea.	1.13	4.80c	—	—
8-780-0	1" x No. 8	24,000 ea.	135.60	3.15c	—	—
		1200 ea.	6.78	3.30c	—	—
		200 ea.	1.13	4.25c	—	—
8-781-0	1 $\frac{1}{4}$ " x No. 8	24,000 ea.	157.20	3.45c	—	—
		1200 ea.	7.86	3.70c	—	—
		200 ea.	1.31	4.90c	—	—
8-782-0	1 $\frac{1}{2}$ " x No. 8	24,000 ea.	165.60	4.00c	—	—
		1200 ea.	8.28	4.30c	—	—
		200 ea.	1.38	5.70c	—	—
8-783-0	2" x No. 8	24,000 ea.	225.60	6.35c	—	—
		1200 ea.	11.28	6.80c	—	—
		200 ea.	1.88	9.00c	—	—

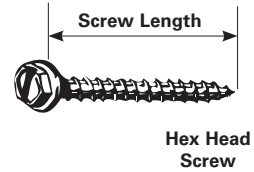
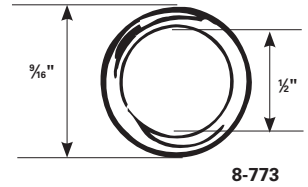
FINISH: Zinc Chromate (0)

For $\frac{1}{8}$ "- $\frac{3}{4}$ " wall thicknesses

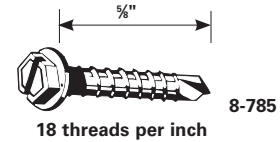
TEKS SCREWS, (Self-drilling and self-threading)

8-785-0	$\frac{5}{8}$ " x No. 8-18	1000 ea. 200 ea.	4.10 .81	\$8.60c 9.00c	— —	— —
---------	----------------------------	---------------------	-------------	------------------	--------	--------

FINISH: Zinc Chromate (0)



Hex Head Screw



QUALITY NOTES

METAL TIEBACK RING is used to hook tieback to tieback holder.



8-773

HEX HEAD SCREWS with washer heads are for general use with drapery hardware. Available in eight sizes. #6 screws are smaller in diameter to be used on brackets with smaller holes.



8-778

TEKS SCREWS require no pre-drilling and eliminate splitting or cracking of trim. Use on metal doors, aluminum window frames, and wood.



8-785

ACCESSORIES

TRAVERSE CORD

ITEM NUMBER	DESCRIPTION	FULL PACKAGE	WEIGHT LB.	PRICE	LESS PACK	OPTIONAL RETAIL
9-039-1	No. 5 Nylon Cord	500 yd.	11.13	\$30.00c	-	-
9-040-1	No. 4 Nylon Cord	100 yd.	1.25	25.10c	-	\$63.20c
9-041-1	No. 4 Nylon Cord	2000 yd.	24.24	1780c	-	-
		500 yd./roll	500 yd.	6.06	25.10c	-
9-043-1	No. 3/4 Polyester Cord	3000 yd.		14.60c	-	-
		500 yd./roll	500 yd.	24.24	18.15c	-

FINISH: White (1)

Cording diagrams are on page 83.

DECORATIVE TRAVERSE ROD BRACKETS

8-593-0	Cornice Bracket, Ceiling Mount	100 ea.	6.85	\$.47	-	-
9-067-8	Decorative & Conventional Rod Brkt.	10 ea.	2.31	5.46	\$7.61	\$12.13

FINISH: Brass (8)

CORD DROPS

8-511-1	Weighted (2/env.), Fluted	30 env.	4.89	\$1.94	-	-
		10 env.	1.63	2.31	\$3.41	\$5.36
8-5149-1	Boxed, Unweighted	100 pr.	1.38	13.70c	-	31.97c

FINISH: White (1)

LEAD WEIGHTS

8-530-1	Fabric Covered, Boxed	1000 ea.	20.60	\$15.54c	-	-
		100 ea.	2.06	16.85c	\$23.60c	\$37.50c

FINISH: White (1)

WEIGHTED TAPE

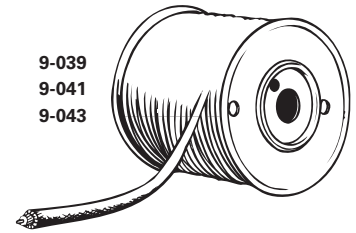
8-538-1	1/8" Diameter	1000 yd.	71.5	\$46.57c	-	-
		100 yd.	7.15	48.80c	-	\$108.50c

FINISH: White (1)

DECORATIVE ROD PROJECTION EXTENDERS, Installed Projection 5 1/4"-6 1/4"

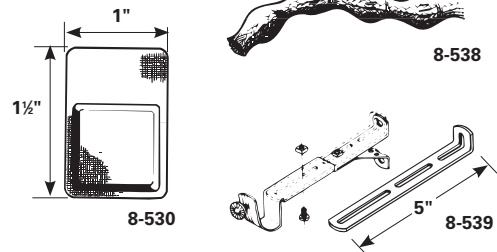
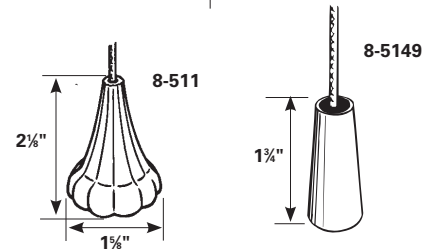
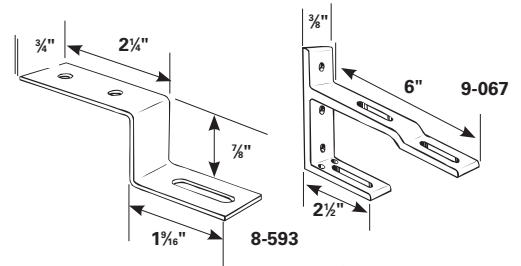
8-539-8	Extender Only	10 ea.	1.31	\$1.42	\$2.00	\$3.15
---------	---------------	--------	------	--------	--------	--------

FINISH: Brass (8)



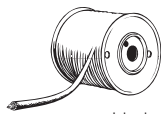
9-039
9-041
9-043

Strong, stretch resistant, reinforced cord. Furnished on reels.

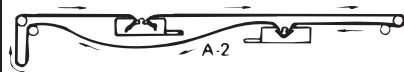


QUALITY NOTES

GRABER® TRAVERSE CORD is manufactured to exacting specifications to ensure dependable, long-lasting performance.



Restringing and cord diagrams are provided with instructions on page 83.



TRAVERSE CORD INFORMATION

Cord Size	#3/4	#4	#5
Cord Diameter	.102"	.125"	.156"
Minimum Breaking Strength	130 lb.	150 lb.	185 lb
Sheathing	Diamond Braid Polyester	Diamond Braid Nylon	Diamond Braid Nylon
Track Applications	<ul style="list-style-type: none"> • Super Duty Slimline Sets • Regular Duty Sets • 9-300 C-t-M • Heavy Duty Sets 	<ul style="list-style-type: none"> • Super Duty Slimline • 9-200 C-t-M 	<ul style="list-style-type: none"> • Commercial
Cord Wear Test Standard	Cord is tested for 10,000 cycles on a 75" long traverse rod with a 20 lb. drapery load. No visual fraying, frizz or stretch over 0.7% is allowed.		

1" COVERED LEAD DRAPERY

WEIGHT (8-530) enclosed with white cotton plasticized cover with specially designed tab for sewing into bottom of drapery.



1/8" DIAMETER WEIGHTED TAPES

(8-538) may be used in bottom of drapery or curtain panels to make them hang evenly with neat folds.



DECORATIVE ROD PROJECTION EXTENDERS

(8-539) adjust to increase projection of cafe rod brackets and supports from 5 1/4"-6 1/2".

SECTION 6

CUT-TO-MEASURE, MADE-TO-MEASURE

SECTION 6

CUT-TO-MEASURE, MADE-TO-MEASURE

FLEXIBLE TRAVERSE ROD

ASSEMBLED FLEX ROD, Two-way draw

ITEM NUMBER	DESCRIPTION	FULL PACKAGE	WEIGHT LB.	PRICE	LESS PACK
9-130-1	12 ft., Projects 3-4"	1 ea.	7.00	\$91.26	-

FINISH: White (1)

Sold as a complete unit.

NOTE: Uses 9-110-1 Master Carrier.

CRYSTAL CLEAR™ RODDING, bendable polycarbonate rodding

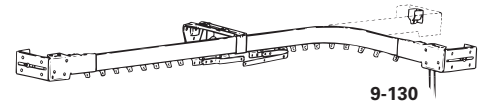
9-090-1	12' Crystal Clear Rodding	144 ft.	9.00	\$1.31	\$1.84
---------	---------------------------	---------	------	--------	--------

FINISH: Clear

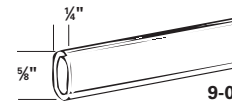
CRYSTAL CLEAR ROD MOUNTING ACCESSORIES

4-805-0	Outside Mount Center Support, Projects 2½", Clearance 1¾"	10 ea.	.44	\$1.10	\$1.58
4-806-0	Outside Mount Bracket	10 pr.	1.25	3.73	5.20
4-813-0	Universal Inside Mount Bracket	10 pr.	.05	1.37	1.89
4-814-0	Inside Mount Cntr. Suppt. Clip (clear)	30 ea.	.13	.63	.89
4-815-0	Splice	20 ea.	.38	.89	1.26
4-828-0	Sash Bracket	40 ea.	.75	.74	1.05

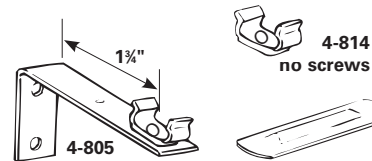
FINISH: Zinc Chromate (0)



9-130



9-090

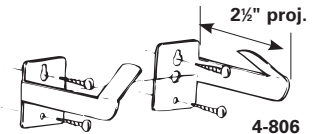


4-814
no screws

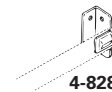
4-815
splice



4-813



4-806

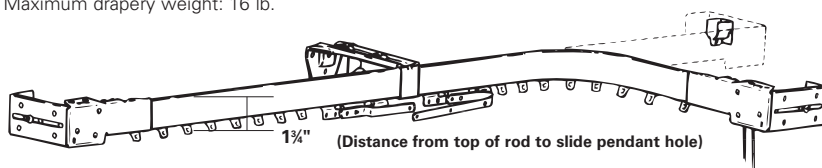


4-828

QUALITY NOTES

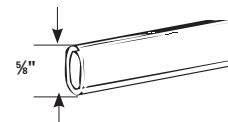
FLEX ROD - Takes the hassle out of traversing bay window treatments.

- Bends easily on site.
- Slides glide easily around 12" radius in PVC slide guide.
- Extruded aluminum rod.
- Preassembled rods are a timesaver for installers.
- Includes two master carriers.
- Recommended weight rating: 1 lb./ft.
- Minimum radius: 12"
- Maximum drapery weight: 16 lb.



CRYSTAL CLEAR ROD SECTIONS

- Use as flexible sheer rod with Flex Rod.
- Create custom curtain rods by bending on site.
- Use with arch rod mounting accessories to create custom treatments.
- Rod will not shatter, turn brittle or yellow with age.



CUT-TO-MEASURE, MADE-TO-MEASURE

RODS, BRACKETS, SUPPORTS & COMPONENTS

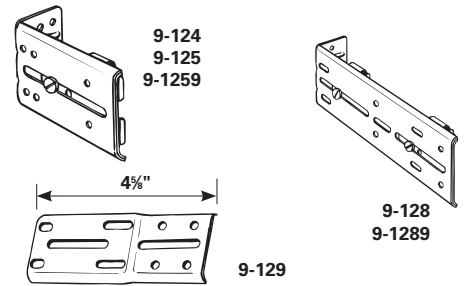
BRACKETS & BRACKET EXTENDERS

Application: all conventional traverse rods (including the 9-200 and 9-300 series)

ITEM NUMBER	DESCRIPTION	FULL PACKAGE	WEIGHT LB.	PRICE	LESS PACK
9-124-1	Projects 1½–2½"	10 pr.	2.01	\$1.79	\$2.53
9-125-1	Projects 2½–4½"	10 pr.	2.04	1.63	2.27
9-1259-1	Projects 2½–4½"	100 pr.	25.94	1.47	–
9-128-1	Projects 2–3", 5–6½" (double)	10 pr.	4.05	2.89	4.04
9-1289-1	Projects 2–3", 5–6½" (double)	100 pr.	49.31	2.63	–
9-129-1	Extender, Projects 5–7"	10 pr.	2.03	1.58	2.21

FINISH: White (1)

Spacing guidelines page 50.

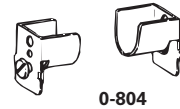


ROD SOCKETS

Application: all conventional traverse rods

0-804-0	Traverse Sheer Rod Brackets (1 pr./env.)	10 env.	.44	\$1.30	\$1.80
---------	--	---------	-----	--------	--------

FINISH: Zinc Chromate (0)



0-804

SLIDES

9-342-1	Round Overhead	10,000 ea.	1.20	4.50c	–
		250 ea.	.03	6.25c	–
9-346-1	Traverse	10,000 ea.	.80	1.95c	–
		3000 ea.	.24	4.40c	–
		250 ea.	.04	6.15c	–
		24,000 ea.	48.72	32.70m	–
9-366-1	Arrow Glides	8000 ea.	16.24	44.50m	–
		1000 ea.	2.03	49.30m	–
		50 ea.	.04	.70	1.05
9-368-0	Lockslide	1500 ea.	19.5	5.05c	–
9-364-1	Add-a-slide	250 ea.	3.25	7.65c	–
9-344-0	Metal Pendant	250 ea.	1.63	21.00c	–

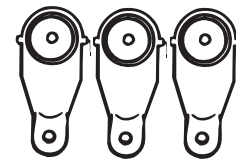
FINISH: Zinc Chromate (0), White (1), Brass (8)



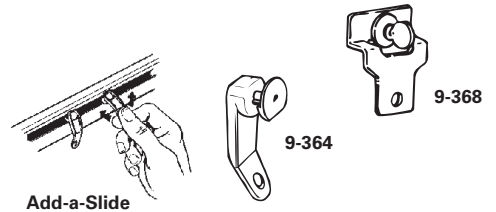
9-342

9-346

Same as 8-666, pg. 43



9-366



9-364

9-368

Add-a-Slide


QUALITY NOTES

CUSTOM ROD CUTTING ALLOWANCE

ROD	ASSEMBLY	CUTTING ALLOWANCE
9-200	Two-Way draw	3½"
HEAVY DUTY	One-Way draw	1½"
9-300	Hand draw	–
REGULAR	Two-Way draw	3½"
DUTY	One-Way draw	1½"
9-400	Hand draw	–
OVAL	With reversible elbows	1½"
	Double Rod with reversible elbows	3½" inside rod 1½" outside rod
	With sash bracket 9-409	¼"
	With spring socket 9-406	5"
	With inside bracket 9-408	¼"

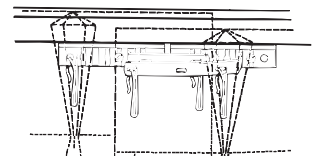
Deduct the cutting allowance from the rod width to determine the cut rod length. Cutting allowance accommodates pulley housings.

FRONT-LOADING BRACKETS featured on all Cut-to-Measure rods.



ADJUSTABLE-REVERSIBLE MASTER

CARRIER overlap arm locks securely into one of five positions to vary drapery overlap on either master base. Reverses for one-way conversion with the adjustment of a single screw from front of rod.



SECTION 6

CUT-TO-MEASURE, MADE-TO-MEASURE

9-200 SERIES

HEAVY DUTY TRACK

ITEM NUMBER	DESCRIPTION	FULL PACKAGE	WEIGHT LB.	PRICE	LESS PACK
9-200-1	16 ft. Lengths	192 ft.	42.00	\$.74/ft.	\$1.05/ft.
9-201-1	12 ft. Lengths	252 ft.	42.00	.74/ft.	1.05/ft.

FINISH: White (1)

SPLICE

Application: 9-200 track

9-211-0	Boxed	25 ea.	2.25	\$.96	\$1.35
---------	-------	--------	------	-------	--------

FINISH: Zinc Chromate (0)

END PULLEYS

Application: 9-200 track

9-212-1	Ball Bearing, w/cap	10 ea.	.19	\$1.05	\$1.45
9-213-1	Ball Bearing pulley, Heavy Duty	100 pr.	28.8	3.70	-
		10 pr.	2.88	4.15	5.80

FINISH: White

See cord diagrams on page 83.

HOLD-TITE MASTER CARRIERS, STIRRUPS & SUPPORTS

Application: 9-200 track

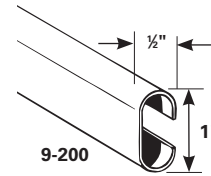
9-105-1	Two-way	10 pr.	2.31	\$2.90	\$4.05
9-108-1	One-way Reversible	10 ea.	1.25	1.60	2.25
9-110-1	Curved rod Masters	10 pr.	2.25	3.30	4.60
9-224-1	Stirrups	50 ea.	1.63	\$.75	\$1.05
9-231-1	Projects 2½-4¼"	10 ea.	1.01	1.40	1.95
9-235-1	Double, Projects 2-3" & 5-6½"	50 ea.	10.00	1.68	-
		10 ea.	2.00	2.05	2.89
9-139-1	Extender, Projects 5-7"	25 ea.	1.04	.85	1.35

FINISH: White (1)

See below for spacing guidelines.

MADE-TO-MEASURE SURCHARGES

Bending charge	\$.25 per bend
Continuous bend	\$1.00 per foot (\$8.00 minimum charge)
Crating curved rods	\$26.00/crate



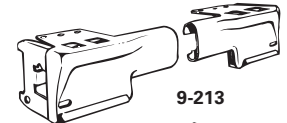
9-200



9-211



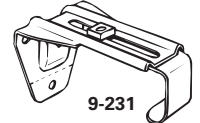
9-212



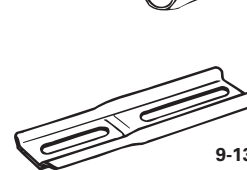
9-213



9-224



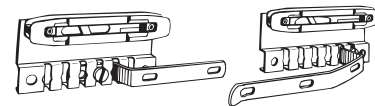
9-231



9-139




9-235



9-105

9-108

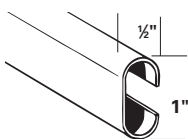


9-110

QUALITY NOTES

CUT-TO-MEASURE 9-200 SERIES

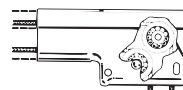
- .0279 steel.
- Front loading universal brackets.
- Reversible master carriers.
- Use with heavy draperies or wide expanses.
- Can be bent to 12" radius or continuous curves.



HOLD-TITE STIRRUPS feature snap-in design for easy installation and firm grip. Rod removes easily with screwdriver.



END PULLEYS feature a built-in slide gate to make it easy to add or remove slides.



SUPPORT SPACING GUIDELINES FOR TRAVERSE RODS

Drapery Wt.	Draw	Support Spacing
Light	Two-Way	6' 6' 6' ← End Bracket
	One-Way Left	1½' 6' 6'
	One-Way Right	← 6' 6' 1½'
Med	Two-Way	Under 12' 4' 4' 4'
	Over 12'	1½' 4' 4' 1½'
	One-Way Left	1½' 4' 4'
Heavy	Two-Way	Under 12' 1½' 3' 3' 1½'
	Over 12'	1½' 1½' 3' 3' 1½' 1½'
	One-Way Left	1½' 1½' 3' 3'
	One-Way Right	← 3' 3' 1½' 1½'

For fabric weight specifications, see page 79.

CUT-TO-MEASURE, MADE-TO-MEASURE

9-300 SERIES

REGULAR DUTY TRACK

ITEM NUMBER	DESCRIPTION	FULL PACKAGE	WEIGHT LB.	PRICE	LESS PACK
9-300-1	16 ft. Lengths	384 ft.	62.00	\$.50	\$.69
9-301-1	12 ft. Lengths	252 ft.	62.00	.50	.69

FINISH: White (1) Cutting allowances on page 49.

MASTER CARRIERS & PULLEY SETS

Application: 9-300 track

9-110-1	Curved Rod Masters	10 pr.	2.25	\$3.30	\$4.60
9-310-1	Two-way Master Carrier	10 pr.	1.03	1.50	2.10
9-312-1	One-way Left or Right Reversible Master Carrier	50 ea. 10 ea.	37.8 7.56	1.40 1.50	— 2.10
9-313-1	Nylon End Pulley	10 pr.	2.31	3.00	4.20
9-316-0	One-way End Pulley	10 ea.	.19	1.30	1.80
9-317-1	Ball Bearing End Pulley	10 pr.	2.50	4.50	6.30
9-319-0	Ball Bearing Insert Pulley	10 ea.	.19	3.27	4.48

FINISH: Zinc Chromate (0), White (1)

ROD SPLICE & END CAP

Application: 9-300 track

9-321-0	Boxed Rod Splice	25 ea.	1.44	\$.85	\$1.20
9-328-0	End Cap - Hand Draw Ceiling Mount	25 pr.	.69	1.25	1.75

FINISH: Zinc Chromate (0)

HOLD-TITE STIRRUPS & SUPPORTS

Application: 9-300 track, 0-701 series

9-325-1	Stirrup, Inner Rod Section	50 ea.	1.50	\$.84	1.26
9-330-1	Projects 1½–2½"	10 ea.	.94	1.45	2.00
9-332-1	Projects 2¾–4¼"	10 ea.	1.01	1.52	2.26
9-336-1	Double Projects 2¾–4¼" & 5–6½"	10 ea.	2.00	1.70	2.50
9-139-1	Extender, Projects 5–7"	25 ea.	1.04	.85	1.35

FINISH: White (1)

DROP-IN BRACKETS

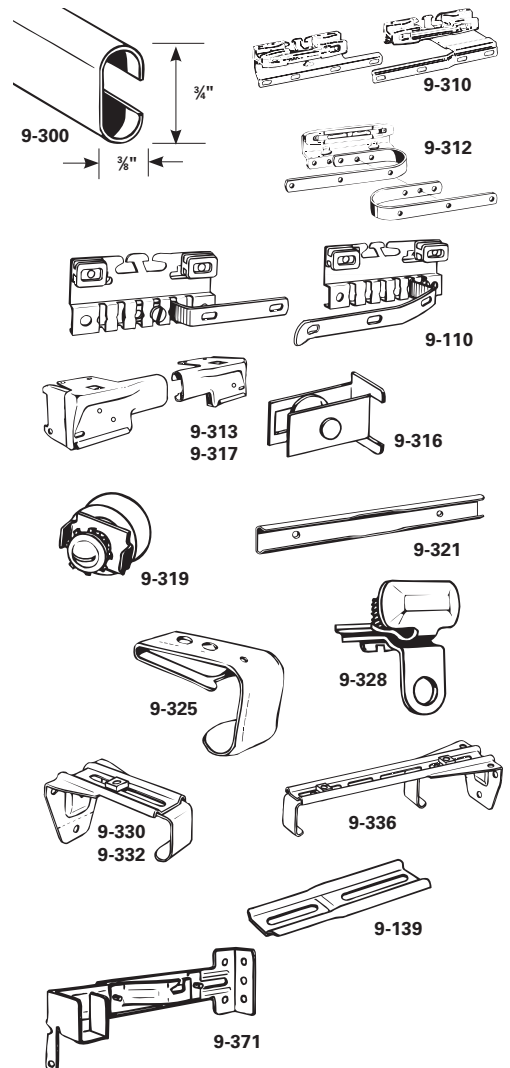
Application: 9-300 track

9-371-1	Rod & Shade Bracket, Proj. 3–4"	10 pr.	2.01	\$2.63	\$3.68
9-372-1	Projects 2½–3½"	10 pr.	2.00	2.05	2.89

FINISH: White (1)

MADE-TO-MEASURE SURCHARGES

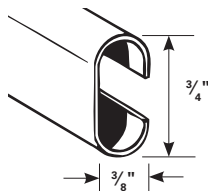
Bending charge \$.25 per bend
 Continuous bend \$1.00 per foot (\$8.00 minimum charge)
 Crating curved rods \$26.00/crate



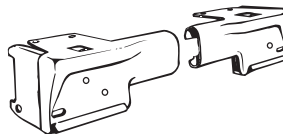
QUALITY NOTES

CUT-TO-MEASURE 9-300 SERIES

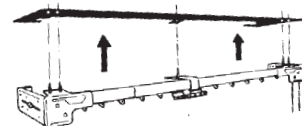
- .0279 Steel.
- For traverse rod installations of average weight and width. For fabric weight specifications, see page 79.
- Can be bent to 12" radius or continuously curved.



BALL BEARING PULLEYS operate smoothly and quietly. Compact pulley housing lets draperies stack closer to end of rod.



MOST CUT-TO-MEASURE RODS mount directly to ceiling by mounting screws through extra wide top flange of pulley housing and support stirrup.



SECTION 6

CUT-TO-MEASURE, MADE-TO-MEASURE

OVAL 9-400 SERIES

TRACK		Application: 9-400 oval rod			
ITEM NUMBER	DESCRIPTION	FULL PACKAGE	WEIGHT LB.	PRICE	LESS PACK
9-400-1	12 ft. Lengths	1008 ft.	134.00	\$.40	-
		504 ft.	67.0	.42	\$.58
9-400-09	9 ft. Lengths	378 ft.	26.00	.42	.58

FINISH: White (1) & (09) Cutting allowances on page 49.

REVERSIBLE ELBOW		A & B (Projection)		Application: 9-400 oval rod		
9-401-1	Projects	1 1/2" 2 1/4"	50 pr.	.25	\$1.06	-
			10 pr.	.05	1.54	-
9-403-1	Projects	3 3/4" 4 3/4"	10 pr.	1.38	1.43	\$2.01
9-405-1	Projects	5 3/4" 6 3/4"	10 pr.	2.03	2.81	3.92

FINISH: White (1) Elbow can be reversed for either short "A" or long "B" projection.

SPRING SOCKET		Application: 9-400 oval rod		
9-406-1	Boxed	10 pr.	1.01	\$2.10 \$2.95

FINISH: White (1)

BRACKETS		Application: 9-400 oval rod			
9-408-1	Inside	25 pr.	.05	\$1.05	\$1.47
9-409-1	Sash, Projects 3/4"	25 pr.	1.03	1.21	1.68
9-413-0	Push-on	25 pr.	1.01	1.21	1.68
4-808-0	Single Bracket (1 pr./env.)	75 env.	3.03	.44	-
		25 env.	1.01	.53	.74
4-809-0	Double Bracket (1 pr./env.)	50 env.	4.25	.60	-
		10 env.	.85	.68	.95

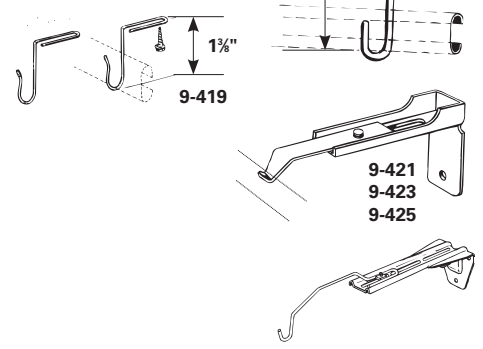
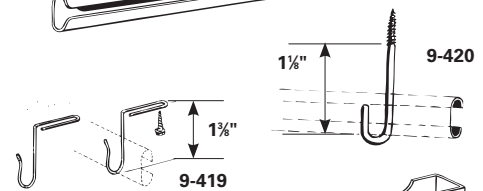
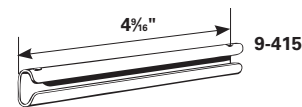
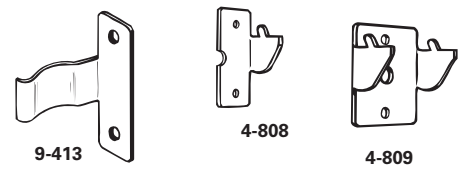
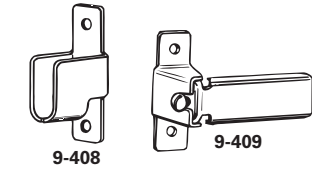
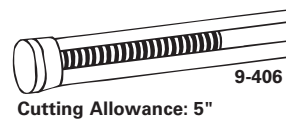
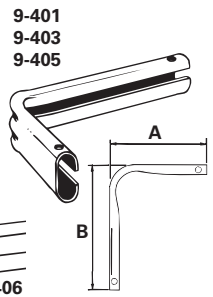
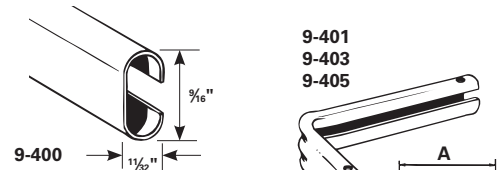
FINISH: Zinc Chromate (0), White (1)

SPLICE		Application: 9-400 oval rod		
9-415-1	Oval Rod Splice	25 ea.	1.00	\$.45 \$1.63

FINISH: White (1)

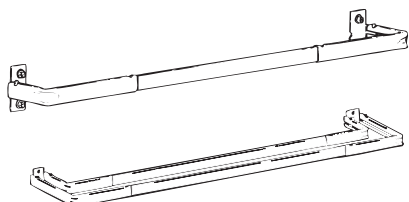
SUPPORTS		Application: 9-400 oval rod			
9-419-0	Ceiling Drop	25 ea.	.01	\$1.16	\$1.63
9-420-0	1 1/2" Ceiling Drop	50 ea.	.04	.95	1.31
9-421-1	Projects 2-3"	10 ea.	1.04	.79	1.10
9-423-1	Projects 3 1/2-5"	10 ea.	1.00	.89	1.26
9-425-1	Projects 5-7"	10 ea.	1.01	1.00	1.37
9-427-1	Projects 6-10"	10 ea.	1.04	2.24	3.14

FINISH: Zinc Chromate (0), White (1)



QUALITY NOTES

- OVAL CUT-TO-MEASURE 9-400 SERIES**
- Ideal for heavy duty curtains, valances, and cafe rods.
 - Doesn't close up when shirring.
 - .0279 gauge steel.



Curtain Rod Application

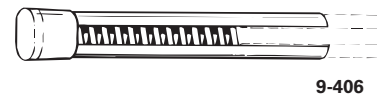
REVERSIBLE ELBOWS allow a wide range of treatments since each elbow has a choice of two projections.



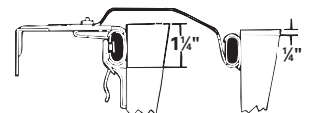
SASH BRACKET (9-409) for shirred cafe curtains hung close to window. End brackets secure rod to bracket by tightening end screw.



SPRING SOCKET (9-406) fits over oval rod. Use in recessed window applications. Spring pressure on rubber tips holds rod in place. Cutting allowance: 5". Maximum width 84".



OVAL VALANCE ROD TREATMENTS
Valance pinned over oval rod.



CUT-TO-MEASURE, MADE-TO-MEASURE

3/8" SOLID 9-600 RODDING, STEEL

ITEM NUMBER	DESCRIPTION	FULL PACKAGE	WEIGHT LB.	PRICE	LESS PACK
9-600-8	3/8" Diameter, 12 ft. Lengths	144 ft.	47.00	\$1.03/ft.	\$1.45/ft.
FINISH: Brass (8)		Cut down charge: \$1.50/cut			

GOOSENECK BRACKETS

Application: 3/8" Solid 9-600 Rod

9-604-8	Projects 2", Boxed	10 pr.	2.13	\$3.50	\$4.90
FINISH: Brass (8)					

BARREL BRACKETS

Application: 3/8" Solid 9-600 Rod

9-612-8	Inside Mount, (1 pr./env.)	50 env.	2.50	\$2.10	-
		10 env.	.50	2.15	\$3.00
9-615-8	Projects 3/8" (1 pr./env.)	50 env.	2.50	2.10	-
	Outside Mount	10 env.	.50	2.15	3.00

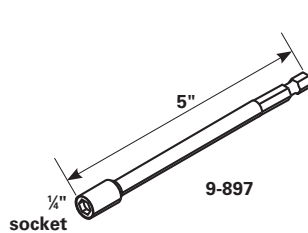
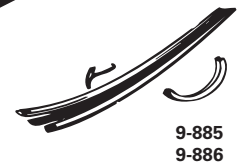
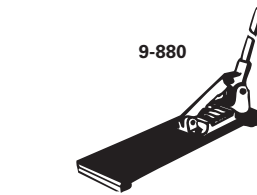
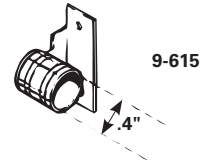
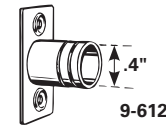
FINISH: Brass (8)

Barrel removes for ease of installation.

TOOLS

9-880-0	Multi Duty Rod Cutter (9-200, 9-300 and 9-400)	1 ea.	7.06	\$590.00 net
9-885-0	Regular Duty Rod Bending Kit (9-300)	1 ea.	2.00	63.00 net
9-886-0	Heavy Duty Rod Bending Kit (9-200)	1 ea.	2.00	110.00 net
9-888-0	Lacing Hook	10 ea.	.25	2.85 net
9-897-0	Hex Head Socket, Magnetic, Improved	1 ea.	.09	23.25 net

FINISH: Zinc Chromate (0)



QUALITY NOTES

3/8" **SOLID ROUND RODDING** is sturdy, strong and versatile. Available in 12 foot lengths, brass finish. Easy to cut to desired size. Heavier weight; ideal for banners.

- Socket unscrews from gooseneck bracket for easy installation of rodding or tubing.

HEX HEAD SCREWS with washer heads are for general use with drapery hardware. Available in eight sizes. #6 screws are smaller in diameter to be used on brackets with smaller holes.



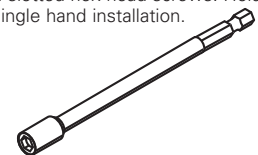
See page 44 for screws.

TEKS SCREWS require no pre-drilling and eliminate splitting or cracking of trim. Use on metal doors, aluminum window frames and wood.



See page 44 for screws.

MAGNETIC HEX HEAD SOCKET (9-897-0) Ideal for use with slotted hex head screws. Holds screw secure for single hand installation.



SECTION 6

CUT-TO-MEASURE, MADE-TO-MEASURE

MADE-TO-MEASURE ROD SETS

HEAVY DUTY MADE-TO-MEASURE ROD SETS			TRACK: 9-200	
ITEM NUMBER	DESCRIPTION	PROJECTION	PRICE FIRST 3 FT.	PRICE PER FT. OVER 3 FT.
9-921-1	Specify Draw	1½-2½" 2¾-4¼" standard 5-6½"	\$33.55	\$3.94/ft.
9-928-1	Bay Window Set Specify Draw	1½-2½" 2¾-4¼" standard 5-6½"	70.50	6.25/ft.
9-930-1	Bow Window Set Specify Draw	1½-2½" 2¾-4¼" standard 5-6½"	64.50	6.25/ft.

FINISH: White (1) Specify projection on bent rod.

FLEX MADE-TO-MEASURE ROD SETS			TRACK: 9-070	
ITEM NUMBER	DESCRIPTION	PROJECTION	PRICE FIRST 3 FT.	PRICE PER FT. OVER 3 FT.
9-932-1	Specify draw	Specify Projection	\$46.10	\$4.78/ft.

FINISH: White (1) Recommended maximum drapery weight: 1 lb./ft.

DRAWS AVAILABLE: Two-way, one-way left, one-way right, two-way double

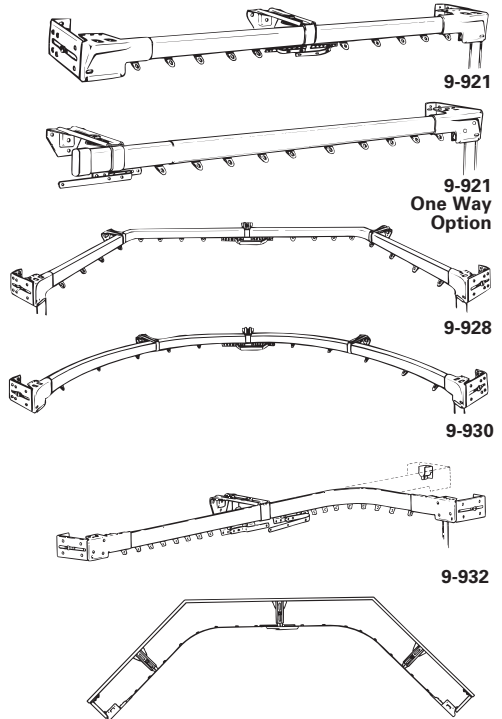
PROJECTIONS AVAILABLE: 2¾-4¼" single rod; 2-3" and 5-6½" for double rod

SURCHARGES: Crating charge for curved/bent rods: \$26.00/crate.

NOTE: Brackets and supports included.

NOTE: Other types of Made-To-Measure assembled sets available. Consult Graber representative for details.

NOTE: Uses 70-030-005 Cord



QUALITY NOTES

HOW TO ORDER:

For standard rod sets (single or double combination rods) specify:

QUANTITY: Total quantity of each specific type ordered.

NUMBER AS LISTED IN ITEM NUMBER

COLUMN: This number includes: code, item number and finish.

DESCRIPTION: Example "Heavy Duty Two-Way Traverse Set."

EXACT WIDTH: From outside to outside of brackets. (We make allowances where necessary.)

PROJECTION: (When choice of projections is offered.) **2¾-4¼" IS STANDARD.**

Stack and Control Locations

For curved rod sets specify:

QUANTITY: Total quantity of each specific type rod ordered.

NUMBER AS LISTED IN ITEM NUMBER

COLUMN: This number includes: item, code and finish.

DESCRIPTION: Example: "Heavy Duty Bay Window Set."

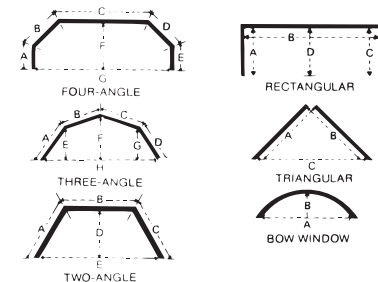
ROD WIDTH: The standard measurement for all rod lengths will be outside bracket to outside bracket.

PROJECTION: The listed projection of all rods will be the dimension from the face, or front of the rod, to the wall.

EXACT REQUIRED WINDOW MEASUREMENTS AS SHOWN IN DIAGRAM: We will make allowance for projection specified.

PROJECTION: (When choice of projection is offered.) **2¾-4¼" IS STANDARD.**
Drop from rod to floor for cord tension pulley.

Stack and Control Locations



SECTION 7

BULK RODS

SECTION 7

BULK RODS

NOTE: Cord tension pulleys, cord drops, screws, brackets and supports are not supplied with rods and must be purchased separately (page 57). See Section 0 for longer extensions.

SUPER HEAVY DUTY (SHD) TRAVERSE RODS

ITEM NUMBER	DESCRIPTION	METRIC	SLIDES	SUPPORTS REQUIRED	QTY.	WEIGHT LB.	PRICE
0-6019-1	30-48"	76-122 cm	10	0	12 ea.	17.13	\$8.27
0-6029-1	48-84"	122-213 cm	20	1	12 ea.	24.75	11.40
0-6039-1	66-120"	168-305 cm	30	2	12 ea.	31.00	13.00
0-6049-1	84-156"	213-396 cm	38	3	12 ea.	42.06	14.95
0-6059-1	120-228" (2 pc.)	305-579 cm	56	4	12 ea.	53.00	19.61

FINISH: White (1)

SHD ONE-WAY LEFT TRAVERSE RODS

0-6519-1	30-48"	76-122 cm	11	1	12 ea.	14.06	\$8.16
0-6529-1	48-84"	122-213 cm	21	2	12 ea.	21.75	11.34
0-6539-1	66-120"	168-305 cm	31	3	12 ea.	28.02	12.93

FINISH: White (1)

SHD ONE-WAY RIGHT TRAVERSE RODS

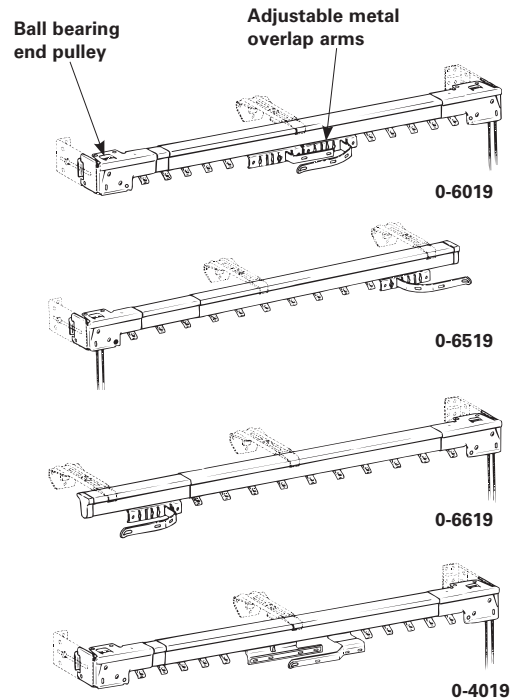
0-6619-1	30-48"	76-122 cm	11	1	12 ea.	14.06	\$8.16
0-6629-1	48-84"	122-213 cm	21	2	12 ea.	23.56	11.34
0-6639-1	66-120"	168-305 cm	31	3	12 ea.	28.02	12.93

FINISH: White (1)

HEAVY DUTY (HD) TRAVERSE RODS

0-4019-1	30-48"	76-122 cm	10	0	12 ea.	15.50	\$6.72
0-4009-1	38-66"	91-152 cm	16	1	12 ea.	17.50	7.04
0-4029-1	48-84"	122-213 cm	20	1	12 ea.	22.31	8.72
0-4039-1	66-120"	168-305 cm	30	2	12 ea.	29.01	11.55
0-4049-1	84-156"	213-396 cm	38	3	12 ea.	37.03	13.65

FINISH: White (1)



RECOMMENDED WEIGHT LIMITS FOR TRAVERSE RODS

Super Heavy Duty: Up to 84" – 1½ lbs. per foot; with two or more center supports – 2 lbs. per foot
Over 84" – 1 lb. per foot; with two or more center supports – 1½ lbs. per foot

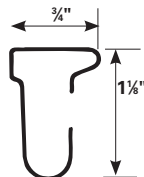
Heavy Duty: Up to 84" – 1 lb. per foot; with two or more center supports – 1½ lbs. per foot
Over 84" – ½ lb. per foot; with two or more center supports – 1 lb. per foot

QUALITY NOTES

HEAVY DUTY TRAVERSE RODS

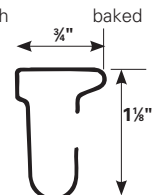
(4000 Series)

- Traverse rod sections made of .016 thickness steel, with baked enamel finish.
- Pulley housings equipped with ¾" polyethylene pulleys.
- Traverse cord # 3¾ polyester stretch-resistant braid.
- Universal, positive cam-type support.



SUPER HEAVY-DUTY TRAVERSE RODS (6000 Series)

- Traverse rod sections made of .016 thickness steel, with baked enamel finish.
- Pulley housings equipped with ¾" ball bearing pulleys.
- Traverse cord # 3¾ polyester stretch-resistant braid.
- Universal, positive cam-type support.



BULK RODS

END BRACKETS

ITEM NUMBER	DESCRIPTION	QTY	WEIGHT LB.	PRICE
9-124-1	Projects 1½-2½"	10 pr.	2.01	\$1.79
9-125-1	Projects 2½-4¼"	10 pr.	2.04	1.63
9-1259-1	Projects 2½-4¼"	100 pr.	25.94	1.47
9-128-1	Double Projects 2-3" & 5-6½"	10 pr.	4.05	2.89
9-1289-1	Double Projects 2-3" & 5-6½"	100 pr.	49.31	2.63
9-129-1	Extender, Projects 5-7"	10 pr.	2.03	1.58

FINISH: White (1)

UNIVERSAL CENTER SUPPORTS & STIRRUPS

9-133-1	Support, Projects 1½-2½"	10 ea.	1.06	\$1.42
9-1359-1	Support, Projects 2½-4¼"	100 ea.	11.56	1.16
		1 ea.	.12	1.64
9-137-1	Support, Projects 5-6½"	10 ea.	1.69	1.84
9-138-1	Double Support, Projects 2-3" & 5-6½"	50 ea.	10.15	1.79
		10 ea.	2.03	2.21
9-139-1	Extender, Projects 5-7"	25 ea.	1.04	.85
9-140-1	Universal Support SHD & HD Rods.	25 ea.	1.00	.84

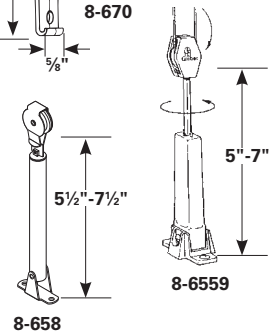
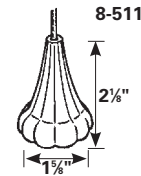
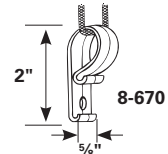
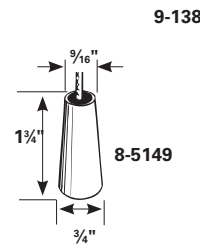
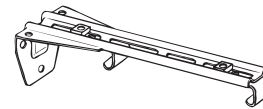
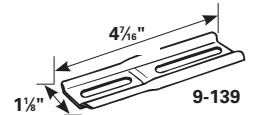
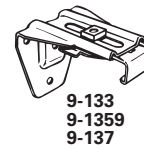
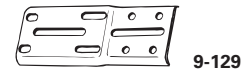
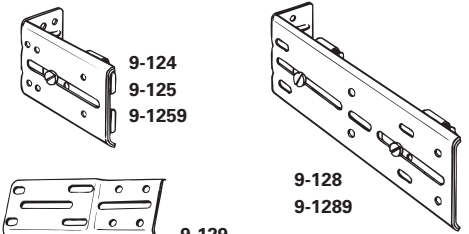
FINISH: White (1)

NOTE: 9-139-1 includes nut and bolt

CORD DROPS, TENSION PULLEY, CORD GUIDE


8-5149-1	Boxed-unweighted	100 pr.	1.38	\$13.70c
8-658-1	Cord Tension Pulley Baked White Enamel	10 ea.	2.04	8.70
8-6559-1	Molded Cord Tension Pulley	300 ea.	15.09	.49
		100 ea.	5.03	.66
8-670-0	Cord Guide	50 ea.	.03	.13
8-511-1	Cord Drop, Weighted (2/env.)	30 env.	4.89	1.94
		10 env.	1.63	2.31

FINISH: Clear (0), White (1)

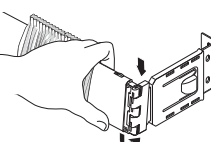
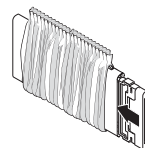


QUALITY NOTES

DAUPHINE® FLAT VALANCE RODS feature snap-on bracket designed for **easy, one-person** installation.



Finger-tip projection adjustment



Snap-in installation

Finger-tip projection adjustment

Two piece bracket design provides easy, no snag shirring of rod pocket.

See page 58 for rods.

SECTION 7

BULK RODS

DAUPHINE® FLAT ROD COMPONENTS

2½" WIDE DAUPHINE CURTAIN ROD & COMPONENTS

ITEM NUMBER	DESCRIPTION	FULL PACKAGE	WEIGHT LB.	PRICE
4-7319-01	18–28" Rod Sections Only	20 ea.	10.00	\$2.27
4-7329-01	28–48" Rod Sections Only	20 ea.	16.13	2.58
4-7339-01	48–84" Rod Sections Only	20 ea.	27.56	4.22
4-7349-01	84–156" Rod Sections Only	10 ea.	25.69	6.59
4-7399-1	2½" Threader Cap	100 ea.	1.06	.38

FINISH: White (1)

BRACKETS FOR 2½" DAUPHINE RODS

4-7809-01	¾" Clearance Brackets	20 pr.	2.00	\$1.69
4-7819-01	2–3" Clearance Brackets	20 pr.	5.03	2.95
4-7829-01	3½–5½" Clearance Brackets	20 pr.	6.03	2.95
4-7839-01	6½–8½" Clearance Brackets	20 pr.	11.04	4.06
4-7849-01	9–11" Clearance Brackets	20 pr.	15.03	4.96

FINISH: White (1)

CENTER SUPPORTS FOR 2½" DAUPHINE RODS

4-7859-1	¾" Center Support	40 ea.	2.00	\$1.32
4-7869-1	2–3" Center Support	40 ea.	4.01	1.42
4-7879-1	3½–6" Center Support	40 ea.	7.03	1.60
4-7889-1	6–8½" Center Support	40 ea.	8.63	1.70

FINISH: White (1)

4½" WIDE DAUPHINE CURTAIN ROD & COMPONENTS

4-7519-1	18–28" Rod Sections Only	20 ea.	18.75	\$3.09
4-7529-1	28–48" Rod Sections Only	20 ea.	29.94	3.78
4-7539-1	48–84" Rod Sections Only	20 ea.	47.31	6.02
4-7549-1	84–156" Rod Sections Only	10 ea.	47.00	9.96
4-7599-1	4½" Threader Cap	100 ea.	1.94	.39

FINISH: White (1)

BRACKETS FOR 4½" DAUPHINE RODS

4-7909-1	¾" Clearance Brackets	20 pr.	3.04	\$1.70
4-7919-1	2–3" Clearance Brackets	20 pr.	10.04	3.94
4-7929-1	3½–6" Clearance Brackets	20 pr.	14.05	3.94
4-7939-1	6–8½" Clearance Brackets	20 pr.	23.00	4.26

FINISH: White (1)

CENTER SUPPORTS FOR 4½" DAUPHINE RODS

4-7859-1	¾" Center Support	40 ea.	2.00	\$1.32
4-7869-1	2–3" Center Support	40 ea.	4.01	1.42
4-7879-1	3½–6" Center Support	40 ea.	7.03	1.60
4-7889-1	6–8½" Center Support	40 ea.	8.63	1.70

FINISH: White (1)

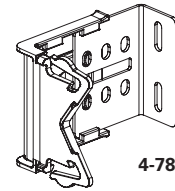
HINGED DAUPHINE COMPONENTS, for bay window & corners

4-7169-01	Corner Hinge, (2½" rod)	40 ea.	3.05	\$1.58
4-7179-01	Swivel End Bracket, (2½" rod)	20 pr.	7.05	4.96
4-7569-1	Corner Hinge, (4½" rod)	40 ea.	6.04	2.13

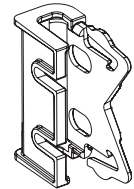
FINISH: White (1)



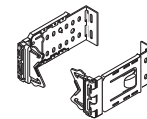
4-7319



4-7819



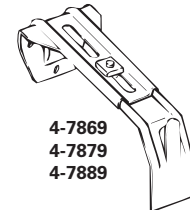
4-7809



4-7829
4-7839
4-7849




4-7859



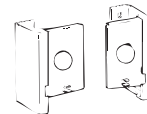
4-7869
4-7879
4-7889



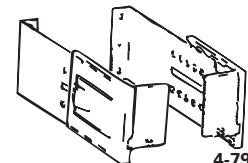
4-7399



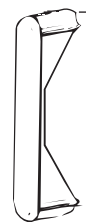
4-7519



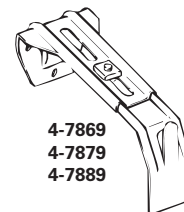
4-7909



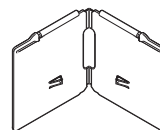
4-7919
4-7929
4-7939



4-7599



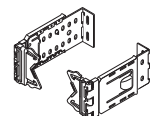
4-7869
4-7879
4-7889



4-7569



4-7169



4-7179

SECTION 8

COMMERCIAL

SECTION 8

COMMERCIAL

SUPER DUTY SLIMLINE TRACK AND COMPONENTS

SUPER DUTY SLIMLINE CORD DRAW TRACK

ITEM NUMBER	DESCRIPTION	FULL PACKAGE	WEIGHT LB.	PRICE	LESS PACK
9-650-0	16 ft. Lengths	256 ft.	91.00	\$2.78	\$3.89
9-650-1	16 ft. Lengths	256 ft.	97.00	3.57	4.99
9-651-0	12 ft. Lengths	192 ft.	70.00	2.78	3.89
9-651-1	12 ft. Lengths	192 ft.	70.50	3.57	4.99

FINISH: Aluminum (0), White (1)

PULLEY SETS - CORD DRAW SUPER DUTY SLIMLINE

9-350-1	Right Hand Ball Bearing End Pulley Set w/drapery return plate	20 ea.	3.50	\$3.15	\$4.41
9-351-1	Left hand Ball Bearing End Pulley Set w/drapery return plate	20 ea.	3.03	3.15	4.41
9-353-1	One-Way Draw Ball Bearing End Pulley	20 ea.	.03	1.52	2.31

FINISH: White (1)

MASTER CARRIERS - CORD DRAW SUPER DUTY SLIMLINE

9-354-0	Left Hand Underlap Master for left hand one-way or center close rods with double snaps	20 ea.	2.04	\$4.02	\$5.61
9-355-0	Right Hand Overlap Master for right hand one-way or center close rods with double snaps	20 ea.	2.94	4.02	\$5.61
9-356-0	Left Hand Butt Master w/double snaps	20 ea.	.05	1.34	1.85
9-357-0	Right Hand Butt Master w/double snaps	20 ea.	.05	1.34	1.85

FINISH: Zinc Chromate (0)

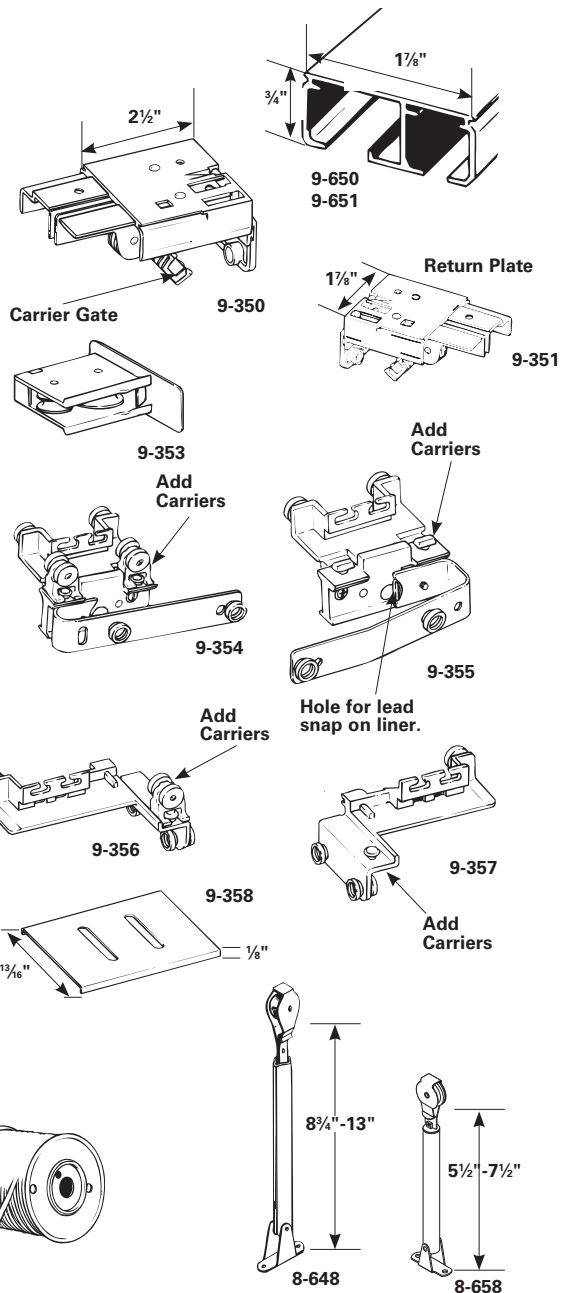
***NOTE:** Super Duty Slimline master carriers **are not** equipped with detachable front carriers. Stack Pleat or Pinch Pleat will require two additional unconnected and one additional connected carrier per master. Roll Pleat will require one additional unconnected carrier per master. Butt masters require only one additional carrier. See page 63 for 9-383.

MISCELLANEOUS PARTS - CORD DRAW SUPER DUTY SLIMLINE

9-358-0	Track Splice	20 ea.	1.02	\$1.68	\$2.35
9-041-1	No. 4 Nylon Cord 500 yd./roll	2000 yd. 500 yd./roll	24.24 6.06	17.80c 25.10c	-
8-648-1	Ball Bearing Metal Cord Tension Pulley, Heavy Duty	100 ea. 10 ea.	30.00 3.00	8.52 8.73	- 12.23
8-658-1	Cord Tension Pulley, Baked White Enamel	10 ea.	2.04	8.70	12.20

FINISH: Zinc Chromate (0), White (1)

See pages 64-66 for M-T-M sets.



QUALITY NOTES

CORD DRAW 9-650

Description: Super Duty Cord Draw System. Especially designed for motels, hotels and commercial buildings with extra strength master carriers and nylon wheels. Accommodates all three pleating systems. Front loading wheel carriers.

Advantages: Heavy duty construction, clean lines for easy mounting. Uses nylon rollers or slide carriers. End pulleys have large ball bearing pulley wheels $\frac{7}{8}$ " diameter. Holds largest amount of drapery weight: 60 pounds one-way, 120 pounds two-way.

CORD DRAW 9-650

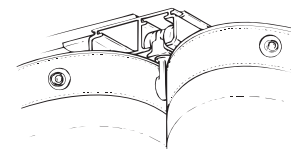
Max. Fabric Weight 2.5 lb./ft.
Max. Track Lengths.... 60 lb. & 24 ft.-1 way
120 lb. & 48 ft.-2 way

Can be continuously curved. Can be curved to any angle using 12" radius. Can reverse curve with limitations.

Pleat System Roll Pleat
Stack Pleat
Pinch Pleat

DRAPERY LINERS

Double sided swiveling snap pendants, standard with Super Duty Slimline track, are designed to carry two separate drapery panels. Room-facing draperies snap into the front of the pendants, while liners snap into the back.



COMMERCIAL

MOUNTING BRACKETS - CORD DRAW SUPER-DUTY SLIMLINE

ITEM NUMBER	DESCRIPTION	FULL PACKAGE	WEIGHT LB.	PRICE	LESS PACK
9-359-0,1	Adjustable Wall Bracket 3½"-4½" projection	20 ea.	2.04	\$1.75	\$2.45
9-360-0,1	Ceiling Bracket for Cord Draw Track	20 ea.	1.25	.95	1.31
9-404-1	Dbl. Bracket Base	10 ea.	2.50	6.56	9.19

FINISH: Zinc Chromate/Aluminum (0), White (1)

MADE-TO-MEASURE SLIMLINE SURCHARGES

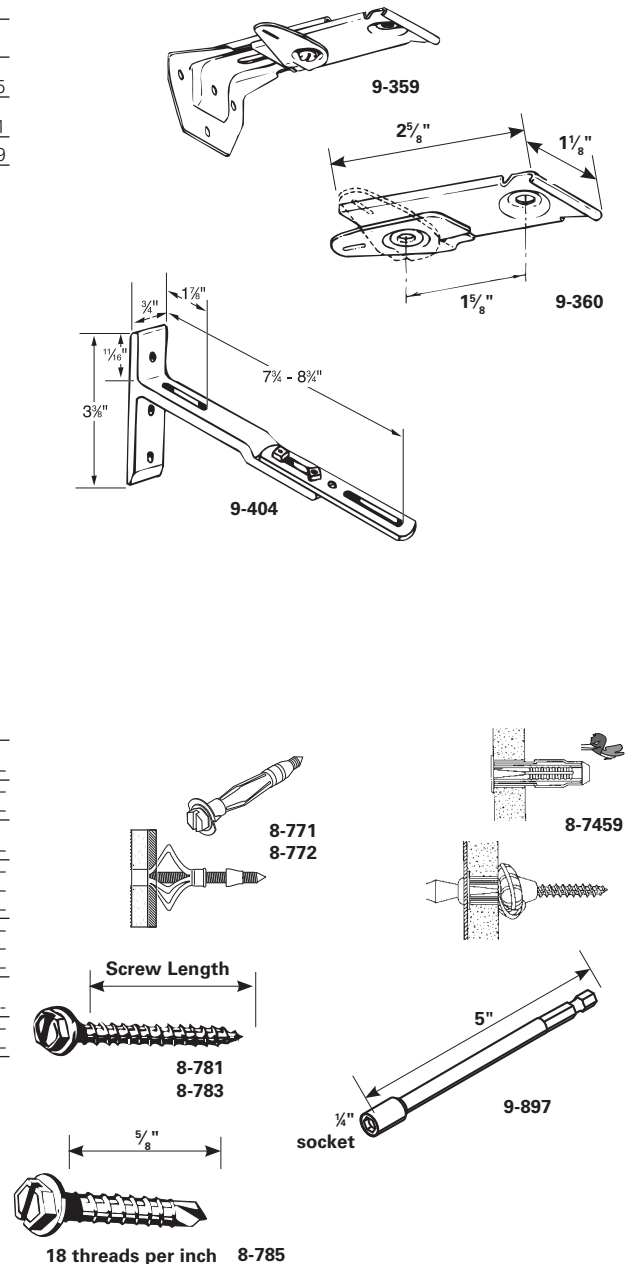
Bending charge	\$5.25 per bend
Continuous bend	\$1.00 per foot (\$8.00 minimum charge)
Crating curved rods	\$26.00/crate
Painting charge - Minimum 2,100 linear feet (Lead time 12-16 wks)	\$.050/ft. (net)
Restringing	\$6.00 plus parts
48" Batons (33" fiberglass baton standard)	\$1.00 per baton
60" Batons (33" fiberglass baton standard)	\$2.00 per baton
Cutting Charge	\$1.50 per cut

MADE-TO-MEASURE SLIMLINE NOTES

1. Purchase brackets and snap tape separately.
2. Cord draw sets include cord tension pulley.
3. Baton draw sets include 33" fiberglass baton (8-637-1).
4. **TW** - Two-way draw **1WR** - One-way Right Draw **1WL** - One-Way Left Draw.
5. Cord draw sets include 8-655-1 standard tension pulley; 8-658-1 optional (by request); 8-648-1 optional (by request) - recommended for track over 16 ft.
6. To order double traverse components, you need two rods, brackets & stirrups.

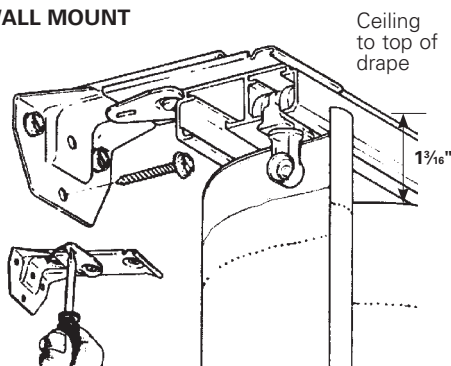
WALL ANCHORS & SCREWS

8-7459-0	Red Head Poly Set Anchors	1,000/box	1.00	\$78.00m	-
8-771-0	Wall Anchor for ¾"-½" Thick Walls	1000 ea.	13.10	25.90c	-
8-772-0	Wall Anchor for ¾"-1" Thick Walls	100 ea.	1.31	28.35c	-
8-781-0	1¼" x No. 8 Hex Head Screw	24,000 ea.	157.20	3.45c	-
		1200 ea.	7.86	3.70c	-
		200 ea.	1.31	4.90c	-
8-783-0	2" x No. 8 Hex Head Screw	24,000 ea.	225.60	6.35c	-
		1200 ea.	11.28	6.80c	-
		200 ea.	1.88	9.00c	-
9-897-0	Hex Head Socket, Magnetic, Improved	1 ea.	.09	23.25 net	-
8-785-0	¾" x No. 8-18 Teks screw	1000 ea.	4.05	8.60c	-
		200 ea.	.81	9.00c	-



QUALITY NOTES

WALL MOUNT



MOUNTING BRACKET SPACING

Rod Length	Number Brackets	Bracket Spacing (Typical)										
8 feet	5	2'	2'	2'	2'							
10 feet	5	2'		3'		3'		2'				
12 feet	6	2'		2'		4'		2'	2'			
16 feet	7	2'		2'		4'		4'		2'	2'	
20 feet	8	2'		2'		4'		4'		4'	2'	2'
24 feet	12	2'		2'		2'		2'		2'	2'	2'

HEAVY DUTY BRACKETS
CAPACITY 120 lb. Max.
Drape (When spaced as below)

SECTION 8

COMMERCIAL

SUPER DUTY SLIMLINE BATON DRAW TRACK

ITEM NUMBER	DESCRIPTION	FULL PACKAGE	WEIGHT LB.	PRICE	LESS PACK
9-657-0	16 ft. Lengths	256 ft.	70.00	\$2.21	\$3.10
9-657-1	16 ft. Lengths	256 ft.	68.00	2.57	3.62
9-658-0	12 ft. Lengths	192 ft.	92.00	2.21	3.10
9-658-1	12 ft. Lengths	192 ft.	52.00	2.57	3.62

FINISH: Aluminum (0), White (1)

MOUNTING BRACKETS - BATON DRAW SUPER DUTY SLIMLINE

9-379-0,1	3½–4¼" Projection (wall bracket)	20 ea.	2.05	\$1.75	\$2.45
9-391-0,1	Ceiling Bracket for Baton Draw Track, 9-657, 9-658	20 ea.	1.25	.95	1.31
9-404-1	Double Bracket Base	10 ea.	2.50	6.56	9.19

FINISH: Zinc Chromate/Aluminum (0), White (1)

MISCELLANEOUS PARTS FOR SUPER DUTY SLIMLINE TRACK

9-385-0	Drapery Return Snap Plate	20 ea.	.04	\$.67	\$.95
9-386-1	End Cap Assembly with Screw	20 ea.	.01	.62	.85
9-396-0	Horseshoe Clip for Unconnected Swivel Carrier with Snap Pendant	150 ea.	.01	.12	.17
8-637-1	33" Baton with clip	500 ea.	109.50	2.30	–
		100 ea.	21.90	2.50	–
		20 ea.	4.38	2.75	3.85
8-638-1	48" Baton with clip	100 ea.	30.00	3.80	–
		20 ea.	6.00	4.25	5.95
8-639-1	60" Baton with clip	100 ea.	42.50	5.60	–
		20 ea.	8.50	6.15	8.55
9-850-1	Splice	20 ea.	1.00	1.75	2.45

FINISH: Zinc Chromate (0), White (1)

See page 69 for additional batons.

MASTER CARRIERS - BATON DRAW SUPER DUTY SLIMLINE

9-387-0*	Right Hand Overlap Baton Master Carrier for One-way or Center Close	20 ea.	3.02	\$4.33	\$6.03
9-388-0*	Left Hand Underlap Baton Master Carrier for One-way or Center Close	20 ea.	3.02	4.33	6.03

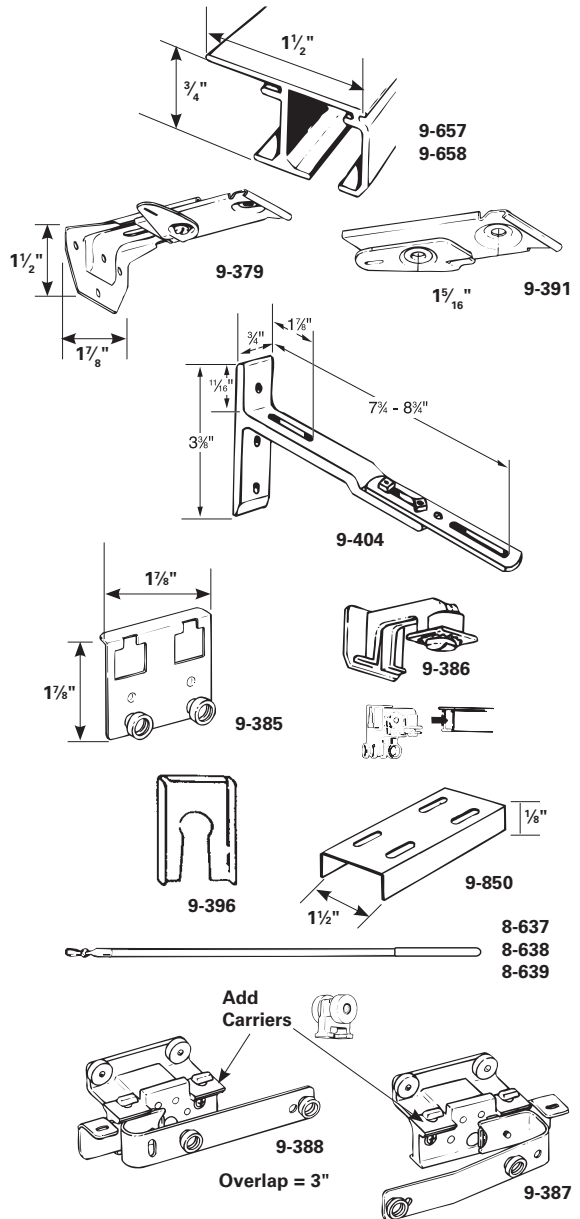
FINISH: Zinc Chromate (0)

SURCHARGES:

Bending charge.....	\$5.25 per bend
Restraining charge.....	\$6.00 plus parts
Continuous bend	\$1.00 per ft., \$8.00 minimum
Crating charge (for curved rods).....	\$26.00 per crate
Multiple draw.....	\$6.00
Dual masters	\$6.00

See pages 64-66 for M-T-M sets.

*NOTE: Super Duty Slimline master carriers are not equipped with detachable front carriers. Stack Pleat or Pinch Pleat will require two additional unconnected carriers per master. Roll Pleat will require one additional unconnected carrier and one connected carrier per master. Butt masters require only one additional carrier. See page 63 for 9-383.



QUALITY NOTES

BATON DRAW 9-657

Description: Super Duty Baton Draw. Especially designed for motels, hotels, dormitories and commercial buildings with rolling carriers to provide maximum sturdiness for heavier weight drapery. Will accommodate three pleating systems – roll, stack and pinch.

Advantages: Carries more weight without losing smooth efficiency. Use for ceiling or wall mount. Comes in custom-measured assembled sets.

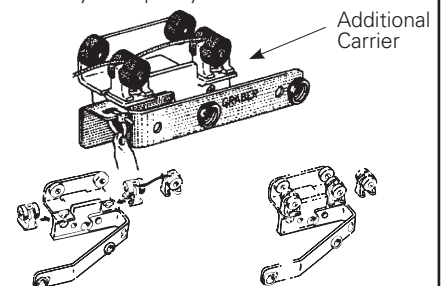
Front loading rolling or sliding carriers. Baton on outside of draperies.

BATON DRAW 9-657

Max. Fabric Weight 1½ lb./ft.
 Max. Track Lengths.....30 lb. & 16 ft.–1 way
 60 lb. & 32 ft.–2 way
 Can curve to any angle using 12" radius. Can be reverse curved, with limitations.

Pleat SystemPinch Pleat
 Roll Pleat
 Stack Pleat

ROLLING MASTER CARRIERS traverse smoothly and quietly.



COMMERCIAL

SNAP TAPE AND ACCESSORIES - SUPER DUTY SLIMLINE

STACK PLEAT SNAP TAPE AND ACCESSORIES

ITEM NUMBER	DESCRIPTION	FULL PACKAGE	WEIGHT LB.	PRICE	LESS PACK
9-452-1	Tape w/ 7½" Spacing	2000 yd. 100 yd.	100.20 5.01	\$1.10 1.20	- \$1.70
9-453-1	Tape w/ 8½" Spacing	2000 yd. 100 yd.	80.60 4.03	1.10 1.20	- 1.70
9-455-0	Male Snaps	500 ea.	.04	4.75c	6.65c
9-456-0	Rivets for Male Snaps	500 ea.	.56	4.75c	6.65c

FINISH: Zinc Chromate (0), White (1)

ROLL PLEAT SNAP TAPE

9-463-1	Snap Tape 4¼" on Center for Roll Pleat/Low Pull Force	10,000 yd. 100 yd.	538.00 5.38	\$1.40 1.55	- \$2.15
9-461-1	Snap Tape 4¼" on Center for Roll Pleat/High Pull Force	10,000 yd. 100 yd.	538.00 5.38	1.40 1.55	2.15

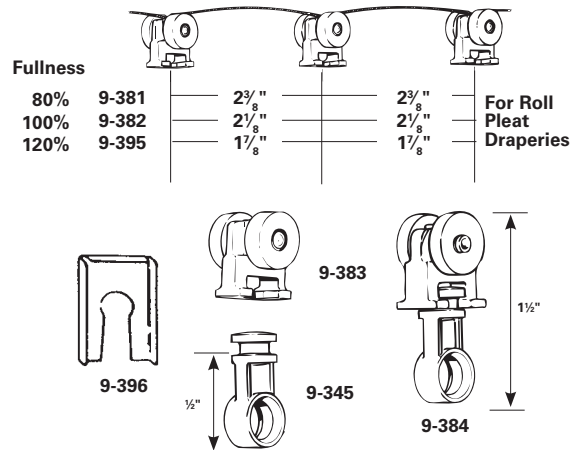
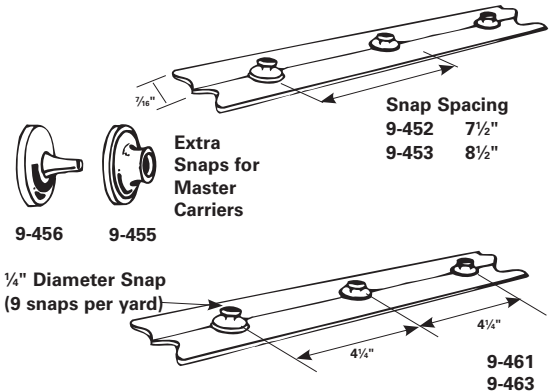
FINISH: White (1)

ROLLING SWIVEL CARRIERS FOR ROLL PLEAT - STACK PLEAT - PINCH PLEAT

9-345-1	Swivel Snap Pendant	1000 ea.	2.25	\$.06	\$.08
9-381-1	Rolling Carrier for 80% Fullness - 2¾" on Center	1000 ea.	8.44	.42	.58
9-382-1	Rolling Carrier for 100% Fullness - 2½" on Center	1000 ea.	8.50	.42	.58
9-395-1	Rolling Carrier for 120% Fullness - 1¾" on Center	1000 ea.	8.56	.42	.58
9-383-1	Rolling Carrier Unconnected Without Pendant	1000 ea.	5.03	.42	.58
9-384-1	Rolling Carrier Unconnected with Pendant	1000 ea.	7.50	.60	.84
9-396-0	Horseshoe Clip for Unconnected Swivel Carrier w/snap Pendant	150 ea.	.01	.12	.17

FINISH: Zinc Chromate (0), White (1)

See pages 64-66 for M-T-M sets.



QUALITY NOTES

ARCHITECTURAL TRACK CUTTING ALLOWANCE

Cutting Track	Assembly	Allowance
Super Duty Slimline	Two-Way cord draw	5"
	One-Way cord draw	2½"
	Baton draw	¼"
Contract 9-804	Two-Way cord draw	6"
Contract 9-804	One-Way cord draw	3"
Contract 9-808	Baton draw	
9-8191	Baton draw	0

Deduct the cutting allowance from the rod width to determine the **cut rod length**. Cutting allowance accommodates pulley housings.

CONNECTED CARRIERS are used with Roll Pleat draperies. The carrier spacing determines the drapery fullness and stackback width. Cord is polyester; wheels are nylon; carriers are acetate.



STACK PLEAT SNAP TAPE spacing determines the width of drapery stacking and projection depth. Fullness is determined by drapery fabrication.

Tape Spacing	Recommended Use
7½"	Short, lightweight draperies
8½"	Normal weight draperies

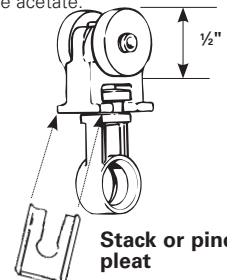


ROLL PLEAT DRAPERIES use connected snap carriers with 4¼" on center snap tape. Carrier spacing determines fullness and stack back. Recommend a 1" heading.

Carrier Spacing	Fullness
2¾"	80%
2½"	100%
1¾"	120%



ROLLING SWIVEL CARRIERS available on Super Duty Slimline systems provide for smooth traversing, even with heavy drapery loads. Wheels are nylon; carriers are acetate.



SNAP-TAPE systems reduce installation time and cut maintenance costs. Nylon tape with snaps need not be removed for cleaning. High pull force (9-461) snaps detach and release with a 36 lb. sheer pull. Low pull force (9-463) snaps detach and release with a 18 lb. sheer pull.

SECTION 8

COMMERCIAL

STACK PLEAT MADE-TO-MEASURE SETS Purchase brackets separately.

CORD DRAW SUPER DUTY SLIMLINE

TRACK: 9-650

ITEM NUMBER	DRAW	MASTER CARRIERS	CARRIERS	FULLNESS	PRICE FIRST 3 FT.	PRICE PER FT. OVER 3 FT.
9-623-0	Specify	Overlap, Butt	Rolling	Specify	\$42.75	\$5.57
9-623-1	Specify	Overlap, Butt	Rolling	Specify	49.04	6.25

FINISH: Aluminum (0), White (1)

CORD DRAW SUPER DUTY SLIMLINE ACCESSORIES

ITEM NUMBER	DESCRIPTION	FULL PACKAGE	WEIGHT LB.	PRICE	LESS PACK
9-359-0,1	Adjustable Wall Bracket 3½"-4½" Projection	20 ea.	2.04	\$1.75	\$2.45
9-360-0,1	Ceiling Bracket for Cord Draw Track	20 ea.	1.25	.95	1.31
9-404-1	Double Bracket Base	10 ea.	2.50	6.56	9.19

FINISH: Aluminum (0), White (1)

NOTE: Must specify when ordering:

Draws available: two-way, one-way left, one-way right

Fullness available: 80%, 100%, 120%

BATON DRAW SUPER DUTY SLIMLINE

TRACK: 9-657

ITEM NUMBER	DRAW	MASTER CARRIERS	CARRIERS	FULLNESS	PRICE FIRST 3 FT.	PRICE PER FT. OVER 3 FT.
9-663-0	Specify	Overlap	Specify	Specify	\$38.22	\$4.62
9-663-1	Specify	Overlap	Specify	Specify	41.16	5.09

FINISH: Aluminum (0), White (1)

BATON DRAW SUPER DUTY SLIMLINE ACCESSORIES

ITEM NUMBER	DESCRIPTION	FULL PACKAGE	WEIGHT LB.	PRICE	LESS PACK
9-379-0,1	3½"-4½" Projection (wall bracket)	20 ea.	2.05	\$1.75	\$2.45
9-391-0,1	Ceiling Bracket for Baton Draw Track, 9-657, 9-658	20 ea.	1.25	.95	1.31
9-404-1	Double Bracket Base	10 ea.	2.50	6.56	9.19

FINISH: Aluminum (0), White (1)

NOTE: Must specify when ordering

Draws available: two-way, one-way left, one-way right

Carriers available: sliding, rolling

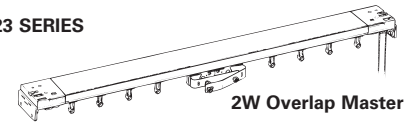
Fullness available: 80%, 100%, 120%

Pin setting information, see page 80

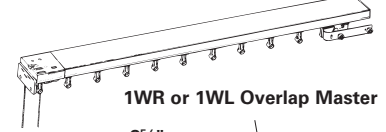
MADE-TO-MEASURE SLIMLINE SURCHARGES

Bending charge	\$5.25 per bend
Continuous bend	\$1.00 per foot (\$8.00 minimum charge)
Crating curved rods	\$26.00/crate
Restringing	\$6.00 plus parts
48" Batons (33" fiberglass baton standard).....	\$1.00 per baton
60" Batons (33" fiberglass baton standard).....	\$2.00 per baton
Cutting charge	\$1.50 per cut

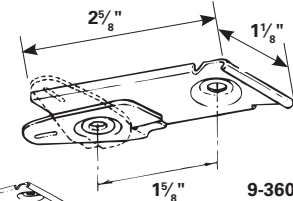
9-623 SERIES



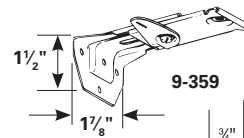
2W Overlap Master



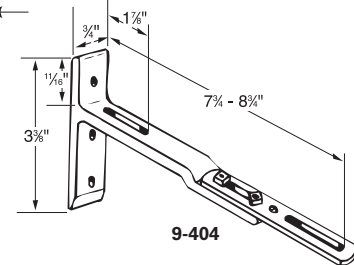
1WR or 1WL Overlap Master



9-360

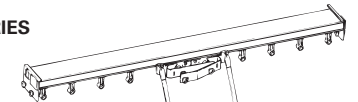


9-359

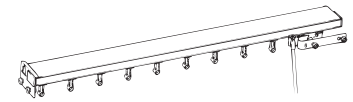


9-404

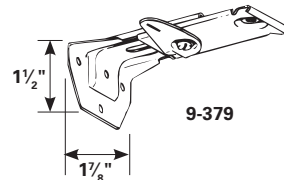
9-663 SERIES



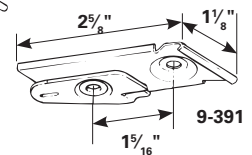
2W Overlap Master



1WR or 1WL Overlap Master




9-379



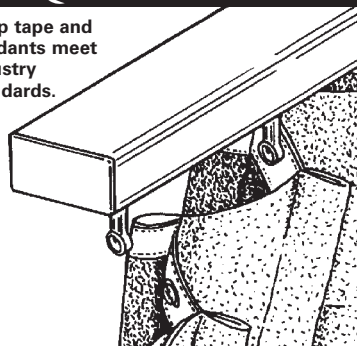
9-391

QUALITY NOTES

STACK PLEAT has a clean, tailored look attractive from both room or street. Snap tape system reduces installation time and cuts maintenance costs. Snap spacing determines width of drapery stack and projection depth. Headings will not sag or tip.



Snap tape and pendants meet industry standards.



- Master Carriers..... Overlap, Butt
- Connected Carriers..... No
- Carrier Spacing.....3/ft. average
- Snap Tape..... On Center
Snaps 7½"
Snaps 8½"
- Baton DrawOverlap Masters
- Drapery Fullness...80%, 100%, 120%

NOTE: Liner cannot be attached to Slimline baton draw master carrier.

COMMERCIAL

ROLL PLEAT MADE-TO-MEASURE SETS Purchase brackets separately.

CORD DRAW SUPER DUTY SLIMLINE					TRACK: 9-650	
ITEM NUMBER	DRAW	MASTER CARRIERS	CARRIERS	FULLNESS	PRICE FIRST 3 FT.	PRICE PER FT. OVER 3 FT.
9-632-0	Specify	Overlap, Butt	Rolling	Specify	\$45.31	\$5.62
9-632-1	Specify	Overlap, Butt	Rolling	Specify	49.51	6.35

FINISH: Aluminum (0), White (1)

CORD DRAW SUPER DUTY SLIMLINE ACCESSORIES

ITEM NUMBER	DESCRIPTION	FULL PACKAGE	WEIGHT LB.	PRICE	LESS PACK
9-359-0,1	Adjustable Wall Bracket 3½"-4½" Projection	20 ea.	2.04	\$1.75	\$2.45
9-360-0,1	Ceiling Bracket for Cord Draw Track	20 ea.	1.25	.95	1.31
9-404-1	Double Bracket Base	10 ea.	2.50	6.56	9.19

FINISH: Aluminum (0), White (1)

NOTE: Must specify when ordering:

Draws available: two-way, one-way left, one-way right

Fullness available: 80%, 100%, 120%

BATON DRAW SUPER DUTY SLIMLINE

TRACK: 9-657

ITEM NUMBER	DRAW	MASTER CARRIERS	CARRIERS	FULLNESS	PRICE FIRST 3 FT.	PRICE PER FT. OVER 3 FT.
9-670-0	Specify	Overlap	Rolling	Specify	\$44.21	\$5.46
9-670-1	Specify	Overlap	Rolling	Specify	45.89	5.93

FINISH: Aluminum (0), White (1)

BATON DRAW SUPER DUTY SLIMLINE ACCESSORIES

ITEM NUMBER	DESCRIPTION	FULL PACKAGE	WEIGHT LB.	PRICE	LESS PACK
9-379-0,1	3½"-4½" Projection (wall bracket)	20 ea.	2.05	\$1.75	\$2.45
9-391-0,1	Ceiling Bracket for Baton Draw Track, 9-657, 9-658	20 ea.	1.25	.95	1.31
9-404-1	Double Bracket Base	10 ea.	2.50	6.56	9.19

FINISH: Aluminum (0), White (1)

NOTE: Must specify when ordering

***120% fullness available with rolling carriers only.**

Draws available: two-way, one-way left, one-way right

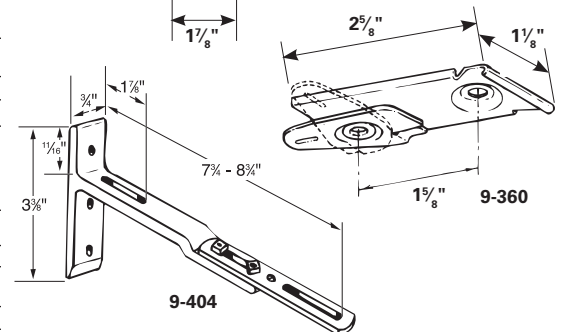
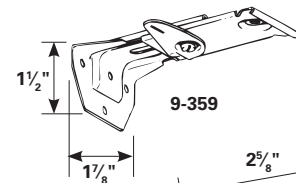
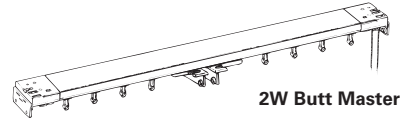
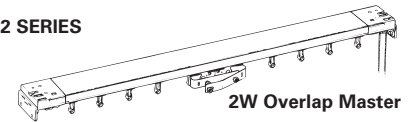
Carriers available: sliding, rolling

Pin setting information, see page 80

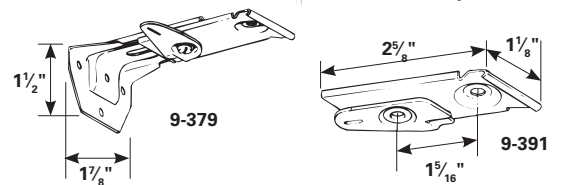
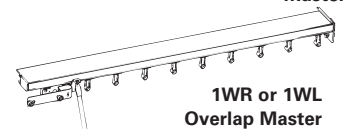
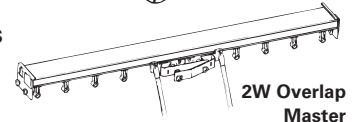
MADE-TO-MEASURE SLIMLINE SURCHARGES

Bending charge	\$5.25 per bend
Continuous bend	\$1.00 per foot (\$8.00 minimum charge)
Crating curved rods	\$26.00/crate
Restringing	\$6.00 plus parts
48" Batons (33" fiberglass baton standard).....	\$1.00 per baton
60" Batons (33" fiberglass baton standard).....	\$2.00 per baton
Cutting charge	\$1.50 per cut

9-632 SERIES



9-670 SERIES




QUALITY NOTES

ROLL PLEAT is a soft, rounded pleating pattern that looks attractive from the room or street. Has less stackback than pinch pleat systems. Headings will not sag or tip.

***120% fullness available.**



Snap tape and pendants meet industry standards.



Master Carriers.....	Butt or Overlap
Connected Carriers.....	Yes
Carrier Spacing	Fullness
	1 1/8" - 120%
	2 1/8" - 100%
	2 3/8" - 80%
Baton Draw	Overlap Master Only
Fullness Available	80%, 100%, 120%

NOTE: Liner cannot be attached to Slimline baton draw master carrier.

SECTION 8

COMMERCIAL

PINCH PLEAT MADE-TO-MEASURE SETS Purchase brackets separately.

CORD DRAW SUPER DUTY SLIMLINE					TRACK: 9-650	
ITEM NUMBER	DRAW	MASTER CARRIERS	CARRIERS	FULLNESS	PRICE FIRST 3 FT.	PRICE PER FT. OVER 3 FT.
9-635-0	Specify	Overlap	Rolling	Specify	\$45.31	\$5.62
9-635-1	Specify	Overlap	Rolling	Specify	49.51	6.35

FINISH: Aluminum (0), White (1)

CORD DRAW SUPER DUTY SLIMLINE ACCESSORIES

ITEM NUMBER	DESCRIPTION	FULL PACKAGE	WEIGHT LB.	PRICE	LESS PACK
9-359-0,1	Adjustable Wall Bracket 3½–4½" Projection	20 ea.	2.04	\$1.75	\$2.45
9-360-0,1	Ceiling Bracket for Cord Draw Track	20 ea.	1.25	.95	1.31
9-404-1	Double Bracket Base	10 ea.	2.50	6.56	9.19

FINISH: Aluminum (0), White (1)

NOTE: Must specify when ordering:

Draws available: two-way, one-way left, one-way right
Fullness: 100% fullness is standard; specify otherwise

BATON DRAW SUPER DUTY SLIMLINE

BATON DRAW SUPER DUTY SLIMLINE					TRACK: 9-657	
ITEM NUMBER	DRAW	MASTER CARRIERS	CARRIERS	FULLNESS	PRICE FIRST 3 FT.	PRICE PER FT. OVER 3 FT.
9-666-0	Specify	Overlap	Rolling	Specify	\$38.59	\$4.62
9-666-1	Specify	Overlap	Rolling	Specify	41.58	5.09

FINISH: Aluminum (0), White (1)

BATON DRAW SUPER DUTY SLIMLINE ACCESSORIES

ITEM NUMBER	DESCRIPTION	FULL PACKAGE	WEIGHT LB.	PRICE	LESS PACK
9-379-0,1	3½–4¼" Projection (wall bracket)	20 ea.	2.05	\$1.75	\$2.45
9-391-0,1	Ceiling Bracket for Baton Draw Track, 9-657, 9-658	20 ea.	1.25	.95	1.31
9-404-1	Double Bracket Base	10 ea.	2.50	6.56	9.19

FINISH: Aluminum (0), White (1)

NOTE: Must specify when ordering

***120% fullness available with rolling carriers only.**
Draws available: two-way, one-way left, one-way right
Fullness: 100% fullness is standard; specify otherwise

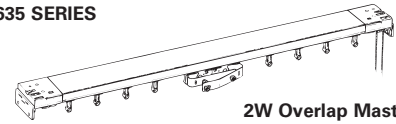
Pin setting information, see page 80

NOTE: Horseshoe clips provided on carriers.

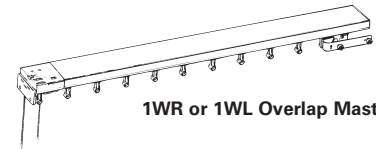
MADE-TO-MEASURE SLIMLINE SURCHARGES

Bending charge	\$5.25 per bend
Continuous bend	\$1.00 per foot (\$8.00 minimum charge)
Crating curved rods	\$26.00/crate
Restringing	\$6.00 plus parts
48" Batons (33" fiberglass baton standard).....	\$1.00 per baton
60" Batons (33" fiberglass baton standard).....	\$2.00 per baton
Cutting Charge	\$1.50 per cut

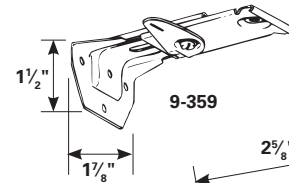
9-635 SERIES



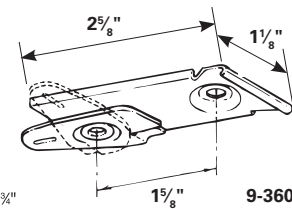
2W Overlap Master



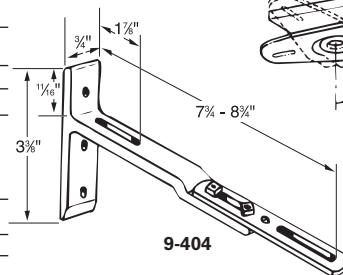
1WR or 1WL Overlap Master



9-359

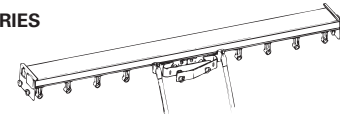


9-360



9-404

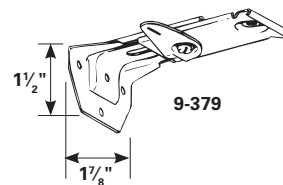
9-666 SERIES



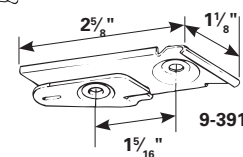
2W Overlap Master



1WR or 1WL Overlap Master




9-379



9-391

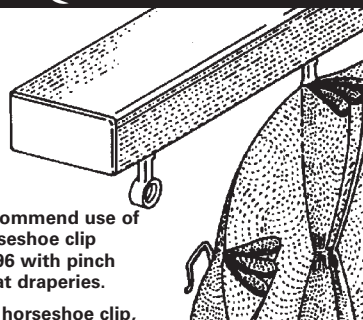
QUALITY NOTES

PINCH PLEAT is the traditional pleated drapery look, preferred for original or replacement draperies in residences. Used institutionally, pinch pleat draperies can bring a measure of homelike warmth to otherwise impersonal surroundings.



Recommend use of horseshoe clip 9-396 with pinch pleat draperies.

For horseshoe clip, see page 63.



Master Carriers.....	Overlap Masters Only
Connected Carriers.....	No
Snap Tape or Pleated Tape	4 Carriers Per Foot (average)
Baton Draw	Overlap Masters Only
Drapery Fullness Available	100%
	100% fullness standard, specify otherwise.

NOTE: Liner cannot be attached to Slimline baton draw master carrier.

COMMERCIAL

CONTRACK® TRACK

ITEM NUMBER	DESCRIPTION	WEIGHT LB.	FULL PACKAGE	PRICE PER FOOT
9-803-0	Cord traverse for wall or ceiling mount can be curved, 12 ft. lengths	54.00 3.38	192 ft. 12 ft.	\$3.10 3.85
9-804-0	Cord traverse for wall or ceiling mount can be curved, 16 ft. lengths	107.98 54.00 4.50	384 ft. 192 ft. 16 ft.	\$2.25 3.10 3.85
9-808-0	Baton or hand traverse, curve to 12" regular and reverse curve	53.00 26.50 2.65	320 ft. 160 ft. 16 ft.	1.85 2.50 3.35
9-808-01	Same as above, 12 ft. lengths	40.00 20.00 2.00	240 ft. 120 ft. 12 ft.	1.85 2.50 3.35
9-8191-16	Baton traverse, 16 ft. lengths Unpunched track, 12" radius curves	118.00 59.00 3.69	512 ft. 256 ft. 16 ft.	1.30 1.90 2.70
9-8191-14	Baton traverse, 14 ft. lengths Unpunched track, 12" radius curves	104.00 52.00 3.25	448 ft. 224 ft. 14 ft.	1.30 1.90 2.70
9-8191-12	Baton traverse, 12 ft. lengths Unpunched track, 12" radius curves	88.00 44.00 2.75	384 ft. 192 ft. 12 ft.	1.30 1.90 2.70

FINISH: Aluminum (0)

SURCHARGES

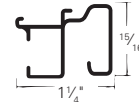
Bending charge	\$5.25 per bend
Continuous bend	\$1.00 per foot (\$8.00 minimum charge)
Crating curved rods	\$26.00/crate
Multiple draw	\$6.00
Dual masters	\$6.00
48" Batons (33" fiberglass baton standard)	\$1.00 per baton
60" Batons (33" fiberglass baton standard)	\$2.00 per baton
Cutting charge	\$1.50 per cut

See page 70 for M-T-M sets.

NOTE: 9-808 Series must use a flat or phillips head screwdriver for installation.

Need 5000 linear feet to get the color aluminum for 9-8191 track.

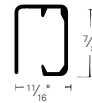
End stop is internal; no width added to track.



9-803
9-804



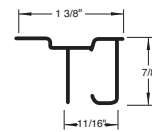
9-803
9-804




9-808



9-808



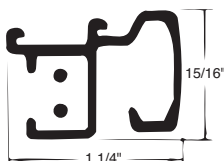
9-8191



9-8191

QUALITY NOTES

9-804 CORD TRAVERSE is designed for heavy duty installations. It features an enclosed channel for free cord operation and ball bearing pulley sets. The best heavy duty track.



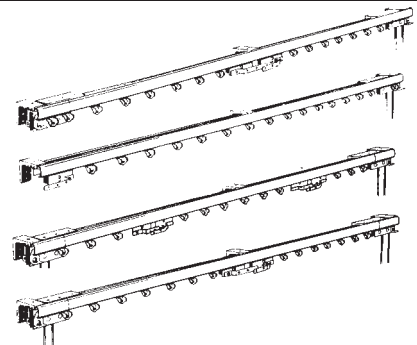
9-804 Applications

Two-way

One-way

Multi-draw
Dual master

Multi-draw
Single master



SECTION 8

COMMERCIAL

CONTRACK® MASTER CARRIERS

ITEM NUMBER	DESCRIPTION	TRACK APPLICATION	FULL PACKAGE	WEIGHT LB.	PRICE	LESS PACK
9-821-0	Adjustable Master Carrier Two-way (Assemb. in down position)	9-8191, 9-808	10 pr.	5.31	\$5.72	\$7.98
9-822-0	Adjustable Master Carrier One-way (Assemb. in down position)	9-8191, 9-808	10 ea.	2.75	2.94	4.10
9-824-0	Adjustable Master Carrier Two-way (Assemb. in up position)	9-8191, 9-808	10 pr.	5.19	5.93	8.30
9-831-0	Adjustable Master Carrier One-way (Assemb. in up position)	9-8191, 9-808	10 ea.	2.04	2.94	4.10
9-819-0	Two-way	9-804	10 pr.	5.69	6.41	8.98
9-820-0	One-way Master (reversible)	9-804	10 ea.	2.85	3.15	4.44

FINISH: Zinc Chromate (0)

CONTRACK PULLEY SETS AND INSERT PULLEYS

9-823-0	Ball Bearing Pulley Set for Track (includes splices)	9-804	10 pr.	5.81	\$15.59	\$21.79
9-826-0	Ball Bearing Insert Pulley	9-804	10 ea.	.56	3.57	4.99

FINISH: Zinc Chromate/Aluminum (0)

CONTRACK END STOP AND RETURN EXTENDERS

9-165-0	End Stop	9-804, 9-808 & 9-8191	20 pr.	.56	\$.75	\$1.05
9-170-0	Return/Extender for Right Hand	9-808 & 9-8191	50 ea.	1.94	.80	1.10
9-171-0	Return/Extender for Left Hand	9-808 & 9-8191	50 ea.	1.94	.80	1.10

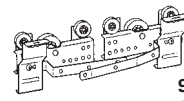
FINISH: White (1), Zinc Chromate (0)

CONTRACK CORD AND CORD TENSION PULLEY

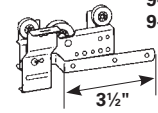
9-039-1	#5 Nylon Cord w/fiberglass core	9-804	500 yd.	11.13	30.00c	-
8-648-1	Ball Bearing Metal Cord Tension Pulley, heavy duty – unfinished		100 ea.	30.00	8.52	-
			10 ea.	3.00	8.73	\$12.23
8-658-1	Cord Tension Pulley, Baked White Enamel		10 ea.	2.04	8.70	12.20

FINISH: White (1)

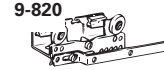
See page 70 for M-T-M sets.



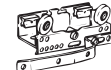
9-821
9-824



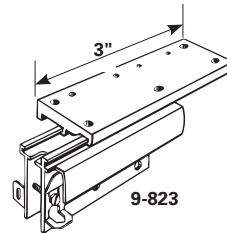
9-822
9-831




9-820



9-819 (set of two)



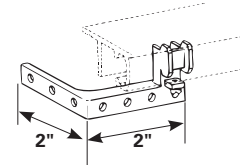
9-823



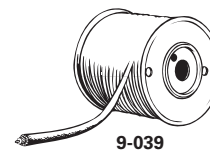
9-826



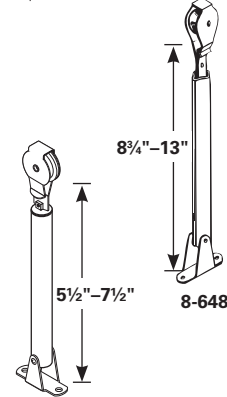
9-165



9-170
9-171



9-039



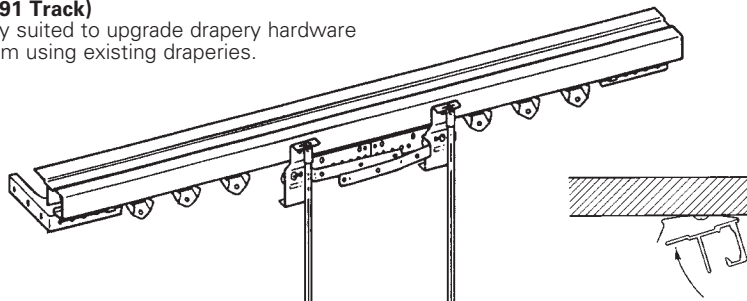
8-648

8-658

QUALITY NOTES

BATON DRAW CONTRACK ROD SYSTEM (9-8191 Track)

Ideally suited to upgrade drapery hardware system using existing draperies.



9-8191 BATON DRAW, CEILING OR WALL MOUNT, PINCH PLEAT. 9-8191 is a heavy duty track. Economical, easy to install. Ball bearing roller carriers and economy slide carriers available.



9-840



9-861

COMMERCIAL

CONTRACT® PARTS

ITEM NUMBER	DESCRIPTION	TRACK APPLICATION	FULL PACKAGE	WEIGHT LB.	PRICE	LESS PACK
9-850-1	Splice	9-8191, 9-657	20 ea.	1.00	\$1.75	\$2.45
9-856-0	Splice	9-804	10 ea.	1.01	3.03	4.23
9-857-0	Splice	9-808	25 ea.	.05	1.20	1.72

FINISH: Zinc Chromate (0), White (1)

BATONS - FIBERGLASS

8-637-1	33" Baton w/clip	500 ea.	109.50	\$2.30	-
		100 ea.	21.90	2.50	-
		20 ea.	4.38	2.75	\$3.85
8-638-1	48" Baton w/clip	100 ea.	30.00	3.80	-
		20 ea.	6.00	4.25	5.95
8-639-1	60" Baton w/clip	100 ea.	42.50	5.60	-
		20 ea.	8.50	6.15	8.55
8-644-1	24" Baton w/handle (2/env.)	10 env.	3.50	5.70	7.95
8-645-1	36" Baton w/handle (2/env.)	10 env.	5.00	7.70	10.75
8-646-1	48" Baton w/handle (2/env.)	10 env.	6.65	8.70	12.15

FINISH: White (1)

Clip is made of nickel plated steel.

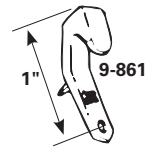
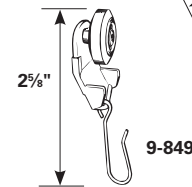
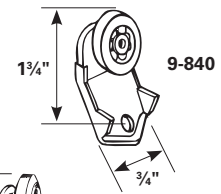
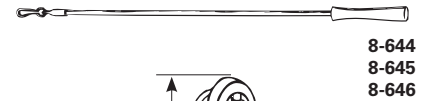
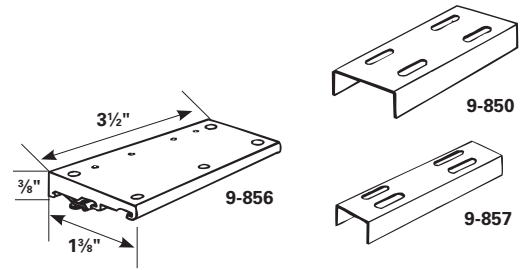
CONTRACT CARRIERS

9-840-1	Ball Bearing Carrier	9-804, 9-808,	10,000 ea.	101.00	.33	-
		9-8191	5000 ea.	50.50	.36	-
			100 ea.	1.01	.41	.57
9-849-0*	Ball Bearing Carrier w/hook	9-804	1000 ea.	16.30	.57	-
		9-808, 9-8191	100 ea.	1.63	.73	1.05
9-861-0	Economy Slide (white plastic)	9-808, 9-8191	10,000 ea.	33.80	.10	-
		9-804	1000 ea.	3.38	.11	.13

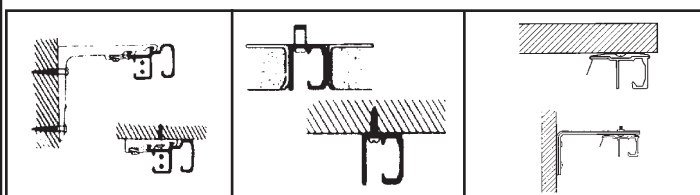
FINISH: Zinc Chromate (0), White (1)

*Hook is Zinc Chromate

See page 70 for M-T-M sets.



QUALITY NOTES



9-804

9-808

9-8191

BATONS WITH CLIPS (8-637)

To ensure safety while traversing with batons, the baton handle features a rubber grip.



Recommend ball bearing carriers (9-840) for heavy duty applications. For medium and light duty applications, economy slides (9-861) can be used in combination with ball bearing carriers.

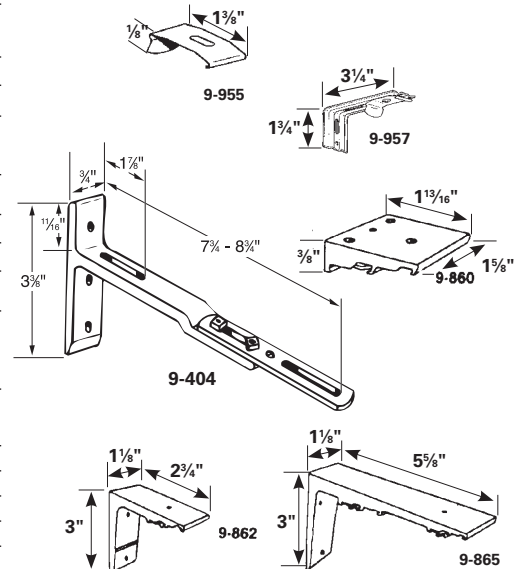
SECTION 8

COMMERCIAL

CONTRACT® MOUNTING BRACKETS

ITEM NUMBER	DESCRIPTION	TRACK APPLICATION	FULL PACKAGE	WEIGHT LB.	PRICE	LESS PACK
9-955-1	Snap-in Ceiling Clip	9-8191	100 ea.	1.00	\$.26	\$.37
9-404-1	Double Bracket Base		10 ea.	2.50	6.56	9.19
9-956-0	Nut & Bolt for snap-in clip, double bracket application		100 ea.	1.00	.09	.14
9-957-1	3½-4" Projection Snap-in (wall bracket)	9-8191	20 ea.	3.06	.99	1.41
9-860-0	Ceiling Bracket	9-804	10 ea.	.56	2.61	3.66
9-862-0	Bracket 3" Projection	9-804	10 ea.	1.13	3.50	4.91
9-865-0	Double Bracket 3" & 6" Projection	9-804	10 ea.	2.04	7.11	9.93

FINISH: Zinc Chromate/Aluminum (0), White (1)



CONTRACT MADE-TO-MEASURE SETS

Uses 3 carriers/ft.

ITEM NUMBER	DESCRIPTION	APPLICATION		PRICE FIRST 6 FEET	PRICE PER FOOT OVER 6 FEET
		CARRIER	TRACK		
9-973-1	Baton Draw w/return extender	9-840	9-8191	\$44.65	\$5.87/ft.
9-974-1	Baton Draw	9-840	9-8191	44.24	5.87/ft.
9-990-0	Heavy duty, Cord Draw	9-840	9-804	64.74	6.33/ft.
9-994-0*	Heavy duty, Hand Draw	9-840	9-808	27.96	4.64/ft.

FINISH: Aluminum (0), White (1)

Baton draw sets include 33" baton (8-637)

Purchase brackets separately.

*Can convert to baton draw w/extra components. Ceiling mount only. No mounting brackets required.

NOTE: 9-804 track can be made multiple draw or dual master.

DELUXE CUBICLE SET (Uses 9-808-0 TRACK)

Ball Bearing Carriers

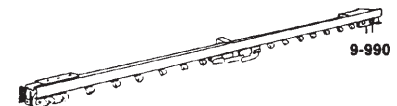
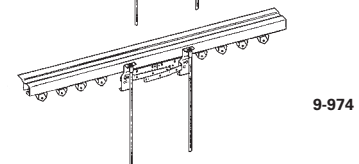
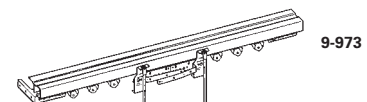
9-999-0	Straight Cubicle Assembled Set, 2 slides/ft. 9-849 Carriers w/hooks	\$32.50	\$4.64 (first 6 ft.)
---------	--	---------	-------------------------

FINISH: Aluminum (0)

NOTE: For bending, see Quality Notes below

SURCHARGES

Bending charge\$5.25 per bend
Restraining charge\$6.00 plus parts
Continuous bend\$1.00 per ft., \$8.00 minimum
Crating charge (for curved rods)\$26.00 per crate
Multiple draw\$6.00
Dual masters\$6.00
48" Batons (33" fiberglass baton standard)\$1.00 per baton
60" Batons (33" fiberglass baton standard)\$2.00 per baton
Cutting Charge\$1.50 per cut

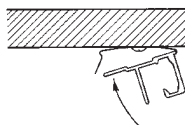


QUALITY NOTES

SNAP-IN CLIP AND BRACKET simplifies installation of 9-8191 track. Track snaps into clips in one easy motion.




9-955



9-999-0 DELUXE CUBICLE TRACK. A continuous piece of track can be formed to a right angle with a 12" radius curve. Illustrated is a view to ceiling of sections arranged for a standard two-bed cubicle system. Cubicle Track is installed flush to ceiling. Screws or fasteners are inserted through slotted holes punched in track on 16" centers. Complete with necessary slides and caps.

FINISH: Aluminum



SECTION 9

FRAMEWORKS[®]

SECTION 9

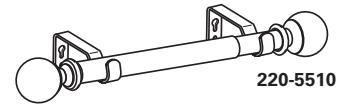
FRAMEWORKS®

5/8" DECORATIVE ROD SETS AND HOLDBACKS

BALL ROD SETS AND HOLDBACKS, Projects 2½"

ITEM NUMBER	DESCRIPTION	FULL PACKAGE	WEIGHT LB.	PRICE	OPTIONAL RETAIL PRICE	BRACKET
220-5510-57,58,59	28-48"	4 ea.	3.50	\$7.00	\$14.00	Fixed
220-5520-57,58,59	48-84"	4 ea.	5.28	9.50	19.00	Fixed
220-5530-57,58,59	84-120" (3 pcs)	4 ea.	12.75	12.00	24.00	Fixed
280-3000-57,58,59	Holdbacks	4 pr.	2.02	5.50	11.00	-

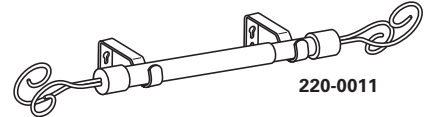
FINISH: Black (57), Satin Nickel (58), Satin Brass (59)



SCROLL ROD SETS AND HOLDBACKS, Projects 2½"

220-0011-39,78	28-48"	4 ea.	5.16	\$7.00	\$14.00	Fixed
220-0021-39,78	48-84"	4 ea.	7.44	9.50	19.00	Fixed
220-0031-39,78	84-120" (3 pcs)	4 ea.	9.40	12.00	24.00	Fixed
280-0011-39,78	Holdbacks	4 pr.	2.72	5.50	11.00	-

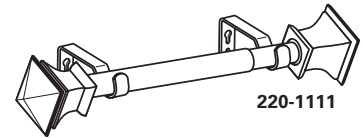
FINISH: Black (39), Nickel (78)



SQUARE ROD SETS AND HOLDBACKS, Projects 2½"

220-1111-78	28-48"	4 ea.	4.56	\$7.00	\$14.00	Fixed
220-1121-78	48-84"	4 ea.	7.40	9.50	19.00	Fixed
220-1131-78	84-120" (3 pcs)	4 ea.	8.60	12.00	24.00	Fixed
280-1111-78	Holdbacks	4 pr.	2.16	5.50	11.00	-

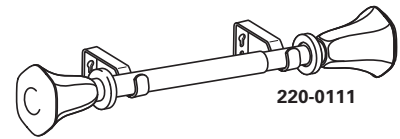
FINISH: Nickel



URN ROD SETS AND HOLDBACKS, Projects 2½"

220-0111-32	28-48"	4 ea.	6.32	\$8.00	\$16.00	Fixed
220-0121-32	48-84"	4 ea.	9.16	10.50	21.00	Fixed
220-0131-32	84-120" (3 pcs)	4 ea.	12.16	13.00	26.00	Fixed
280-0111-32	Holdbacks	4 pr.	2.48	6.00	12.00	-

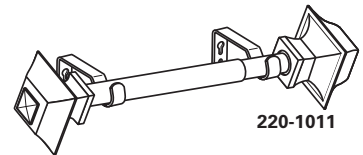
FINISH: Rustic Antique Brass



CLASSIC SQUARE ROD SETS AND HOLDBACKS, Projects 2½"

220-1011-39	28-48"	4 ea.	6.08	\$8.00	\$16.00	Fixed
220-1021-39	48-84"	4 ea.	8.64	10.50	21.00	Fixed
220-1031-39	84-120" (3 pcs)	4 ea.	11.36	13.00	26.00	Fixed
280-1011-39	Holdbacks	4 pr.	2.24	6.00	12.00	-

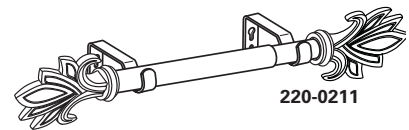
FINISH: Black



CAMBRIDGE ROD SETS AND HOLDBACKS, Projects 2½"

220-0211-39	28-48"	4 ea.	5.28	\$8.00	\$16.00	Fixed
220-0221-39	48-84"	4 ea.	7.76	10.50	21.00	Fixed
220-0231-39	84-120" (3 pcs)	4 ea.	10.12	13.00	26.00	Fixed
280-0211-39	Holdbacks	4 pr.	1.80	6.00	12.00	-

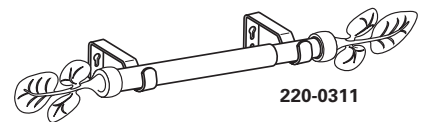
FINISH: Black



TRIPLE LEAVES ROD SETS AND HOLDBACKS, Projects 2½"

220-0311-06	28-48"	4 ea.	5.96	\$8.00	\$16.00	Fixed
220-0321-06	48-84"	4 ea.	9.36	10.50	21.00	Fixed
220-0331-06	84-120" (3 pcs)	4 ea.	12.52	13.00	26.00	Fixed
280-0311-06	Holdbacks	4 pr.	2.72	6.00	12.00	-

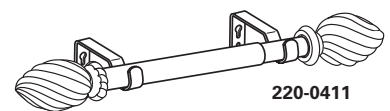
FINISH: Antique Brass



SPIRAL ROD SETS AND HOLDBACKS, Projects 2½"

220-0411-61	28-48"	4 ea.	6.76	\$8.00	\$16.00	Fixed
220-0421-61	48-84"	4 ea.	9.72	10.50	21.00	Fixed
220-0431-61	84-120" (3 pcs)	4 ea.	12.16	13.00	26.00	Fixed
280-0411-61	Holdbacks	4 pr.	2.28	6.00	12.00	-

FINISH: Cream



NOTE: Contact your Springs Window Fashions representative for additional information. Frameworks® items sold in case pack quantities only. All items are retail packaged.

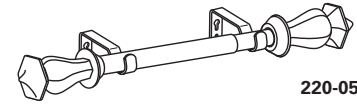
FRAMEWORKS®

5/8" DECORATIVE ROD SETS AND HOLDBACKS

MORGAN ROD SETS AND HOLDBACKS, Projects 2 1/2"

ITEM NUMBER	DESCRIPTION	FULL PACKAGE	WEIGHT LB.	PRICE	OPTIONAL RETAIL PRICE	BRACKET
220-0511-78	28-48"	4 ea.	7.44	\$8.00	\$16.00	Fixed
220-0521-78	48-84"	4 ea.	10.20	10.50	21.00	Fixed
220-0531-78	84-120" (3 pcs)	4 ea.	12.20	13.00	26.00	Fixed
280-0511-78	Holdbacks	4 pr.	2.12	6.00	12.00	-

FINISH: Nickel

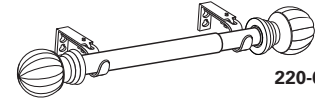


220-0511

JEFFERSON ROD SETS AND HOLDBACKS, Projects 4 1/4"-6"

220-0611-73	28-48"	4 ea.	9.40	\$10.50	\$21.00	Adjustable
220-0621-73	48-84"	4 ea.	13.48	13.00	26.00	Adjustable
220-0631-73	84-120" (3 pcs)	4 ea.	16.56	15.50	31.00	Adjustable
280-0611-73	Holdbacks	4 pr.	3.08	7.00	14.00	-

FINISH: Dark Brown

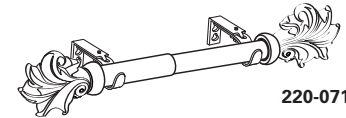


220-0611

LEAFY FAN ROD SETS AND HOLDBACKS, Projects 4 1/4"-6"

220-0711-39	28-48"	4 ea.	8.40	\$10.50	\$21.00	Adjustable
220-0721-39	48-84"	4 ea.	13.40	13.00	26.00	Adjustable
220-0731-39	84-120" (3 pcs)	4 ea.	16.24	15.50	31.00	Adjustable
280-0711-39	Holdbacks	4 pr.	2.96	7.00	14.00	-

FINISH: Black/Gold

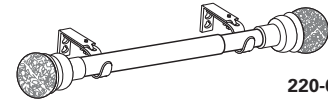


220-0711

CRACKLED GLASS ROD SETS AND HOLDBACKS, Projects 4 1/4"-6"

220-0811-06	28-48"	4 ea.	8.72	\$10.50	\$21.00	Adjustable
220-0821-06	48-84"	4 ea.	11.72	13.00	26.00	Adjustable
220-0831-06	84-120" (3 pcs)	4 ea.	15.96	15.50	31.00	Adjustable
280-0811-06	Holdbacks	4 pr.	3.00	7.00	14.00	-

FINISH: Antique Brass

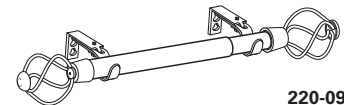


220-0811

BIRDCAGE ROD SETS AND HOLDBACKS, Projects 4 1/4"-6"

220-0911-06,58	28-48"	4 ea.	8.40	\$10.50	\$21.00	Adjustable
220-0921-06,58	48-84"	4 ea.	11.16	13.00	26.00	Adjustable
220-0931-06,58	84-120" (3 pcs)	4 ea.	15.52	15.50	31.00	Adjustable
280-0911-06,58	Holdbacks	4 pr.	2.80	7.00	14.00	-

FINISH: Antique Brass (06), Satin Nickel (58)

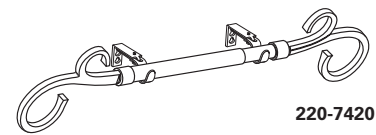


220-0911

SHEPHERDS CROOK ROD SETS AND HOLDBACKS, Projects 4"-6"

220-7420-39	28-48"	6 ea.	11.22	\$10.50	\$21.00	Adjustable
220-7430-39	48-84"	6 ea.	16.50	13.00	26.00	Adjustable
280-1700-39	Holdbacks	4 pr.	2.86	7.00	14.00	-

FINISH: Black

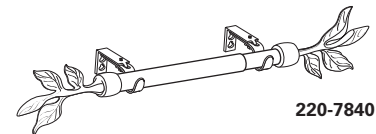


220-7420

MULTIPLE LEAF ROD SETS AND HOLDBACKS, Projects 4"-6"

220-7840-3	28-48"	4 ea.	9.00	\$10.50	\$21.00	Adjustable
220-7850-3	48-84"	4 ea.	13.00	13.00	26.00	Adjustable
280-1280-3	Holdbacks	4 pr.	3.00	7.00	14.00	-

FINISH: Black



220-7840

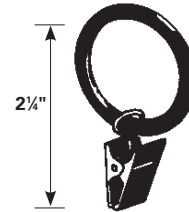
NOTE: Contact your Springs Window Fashions representative for additional information. Frameworks® items sold in case pack quantities only. All items are retail packaged.

SECTION 9

FRAMEWORKS®

METAL RINGS, 1¼" OD, 1" ID

ITEM NUMBER	DESCRIPTION	FULL PACKAGE	WEIGHT LB.	PRICE	OPTIONAL RETAIL PRICE
220-7221-61	Rings w/clips (7/bag) Cream	8 bags	1.76	\$3.50	\$7.00
220-7221-58	Rings w/clips (7/bag) Satin Nickel	8 bags	1.76	3.50	7.00
220-7221-39	Rings w/clips (7/bag) Black	8 bags	1.76	3.50	7.00
220-7221-06	Rings w/clips (7/bag) Antique Brass	8 bags	1.76	3.50	7.00
220-7221-73	Rings w/clips (7/bag) Brown	8 bags	1.76	3.50	7.00
220-7221-32	Rings w/clips (7/bag) Rustic Antique Brass	8 bags	1.76	3.50	7.00
220-7221-59	Rings w/clips (7/bag) Satin Brass	8 bags	1.76	3.50	7.00



NOTE: Contact your Springs Window Fashions representative for additional information. Frameworks® items sold in case pack quantities only. All items are retail packaged.

FRAMEWORKS®

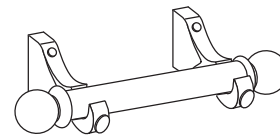
WOOD POLE SETS

1½" WOOD POLE SET

ITEM NUMBER	DESCRIPTION	FULL PACKAGE	WEIGHT LB.	PRICE	OPTIONAL RETAIL PRICE
230-7501-10,25,77	4 ft.	6 ea.	11.64	\$10.50	\$21.00
230-7511-10,25,77	6 ft.	6 ea.	14.84	14.00	28.00

FINISH: White (10), Oak (25), Cherry (77)

Complete with pole, finials, brackets and mounting hardware.



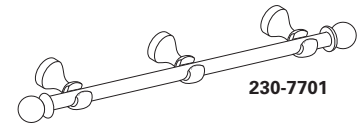
230-7501

½" WOOD POLE SET

230-7701-10,25,77	4 ft.	6 ea.	2.76	\$5.00	\$10.00
230-7801-10,25,77	6 ft.	6 ea.	4.14	6.00	12.00

FINISH: White (10), Oak (25), Cherry (77)

Complete with pole, finials, brackets and mounting hardware.



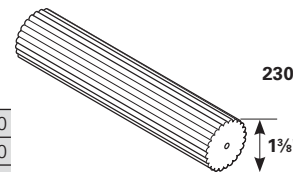
230-7701

WOOD COMPONENTS

1¾" FLUTED WOOD POLES

230-5300-00,10,25,72	4 ft.	6 ea.	11.34	\$8.00	\$16.00
230-5310-00,10,25,72	6 ft.	6 ea.	15.18	10.00	20.00
230-5320-00,10,25,72	8 ft.	6 ea.	20.00	13.00	26.00

FINISH: Natural (00), White (10), Oak (25), Gold (72)



230-5300

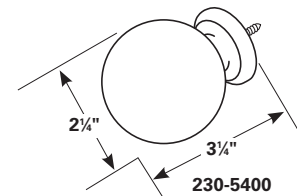
1¾" WOOD FINIALS

230-5400-00,10,25,72	Ball	6 pr.	2.71	\$5.00	\$10.00
----------------------	------	-------	------	--------	---------

FINISH: Natural (00), White (10), Oak (25), Gold (72)

230-5410-00,10,25	Decorative	6 pr.	2.64	5.00	10.00
-------------------	------------	-------	------	------	-------

FINISH: Natural (00), White (10), Oak (25)



230-5400

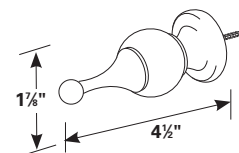
1¾" WOOD BRACKETS AND RINGS

230-5490-00,10,25,72	European Style Brackets	8 pr.	3.61	\$5.50	\$11.00
----------------------	-------------------------	-------	------	--------	---------

FINISH: Natural (00), White (10), Oak (25), Gold (72)

230-5520-00,10,25,72,77	Rings (7/bag)	4 bags	1.72	4.00	8.00
-------------------------	---------------	--------	------	------	------

FINISH: Natural (00), White (10), Oak (25), Gold (72), Cherry (77)



230-5410

SCONCES

230-5730-72	Leaf - Gold	4 ea.	5.75	\$10.00	\$20.00
-------------	-------------	-------	------	---------	---------

230-5690-11,25,77	Mini Simple Scroll	4 pr.	6.16	10.00	20.00
-------------------	--------------------	-------	------	-------	-------

230-5680-77	Small Simple Scroll - Cherry	4 ea.	5.00	10.00	20.00
-------------	------------------------------	-------	------	-------	-------

FINISH: Whitewash (11), Oak (25), Cherry (77)

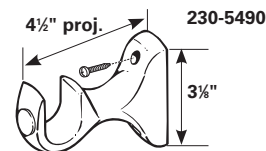


OD 2¾"
ID 1¾"
Hang 2½"

230-5520

NOTE: Contact your Springs Window Fashions representative for additional information.

Frameworks® items sold in case pack quantities only. All items are retail packaged.



230-5490

SECTION 10

INFORMATION

SECTION 10

HOW TO ORDER C-T-M TRAVERSE RODS

STANDARD ROD SETS (Single or Double Combination Rods)

Specify:

1. QUANTITY: Total quantity of each specific type rod ordered.
2. NUMBER AS LISTED UNDER ROD SET ILLUSTRATIONS: This number includes: code, item number and finish. Note that separate numbers are listed for similar sets of Heavy Duty and Regular cut-to-measure rods.
3. DESCRIPTION: Example – “Heavy Duty Two-Way Traverse Set.”
4. EXACT WIDTH: From outside of bracket to outside of bracket. Allowances are made where necessary.
5. PROJECTION: When choice of projections is offered.
6. Measurement from rod to floor for cord tension pulley.
7. Stack and control location.

CURVED ROD SETS

Specify:

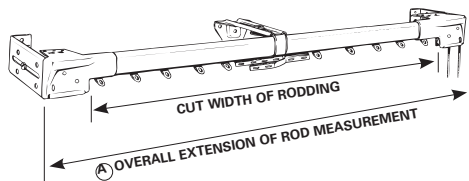
1. QUANTITY: Total quantity of each specific type rod ordered.
2. NUMBER AS LISTED UNDER ROD SET ILLUSTRATIONS: This number includes: code, item number and finish. Note that separate numbers are listed for similar sets of Heavy Duty cut-to-measure rods.
3. DESCRIPTION: Example – “Heavy Duty Bay Window Set.”
4. EXACT REQUIRED WINDOW MEASUREMENTS AS SHOWN IN DIAGRAM WITH SET LISTING. Graber® will make allowance for projection specified.
5. PROJECTION: When choice of projection is offered.
6. Measurement from rod to floor for cord tension pulley.
7. Stack and control location.

CORD TENSION PULLEYS

Graber 8-655 or 8-658 cord tension pulleys are recommended for all Graber cut-to-measure assembled sets. For heavier duty applications, use 8-648 metal ball bearing cord tension pulleys.

FIGURING ROD WIDTH

Always give measurement “A” from outside to outside of brackets. Graber will make necessary allowances.



CUTTING ALLOWANCE

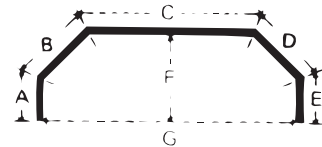
Cut-to-measure rodding must be cut slightly shorter than the overall rod extension measurement to allow for brackets and pulley housings. The difference between these measurements is the “Cutting Allowance.”

CUSTOM ROD CUTTING ALLOWANCE

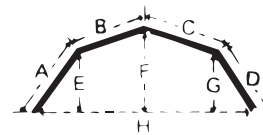
ROD	ASSEMBLY	CUTTING ALLOWANCE
9-200	Two-Way draw	3/8"
Heavy Duty	One-Way draw	1 3/8"
	Hand draw	-
	Hand draw	-
9-300	Two-Way draw	3/8"
Regular Duty	One-Way draw	1 3/8"
	Hand draw	-
	Hand draw	-
9-400	With reversible elbows	1 1/2"
Oval	Double rod with reversible elbows	3 1/2" inside rod
	With sash bracket 9-409	1 1/2" outside rod
	With spring socket 9-406	1/4"
	With inside bracket 9-408	5"
		1/4"

Deduct the cutting allowance from the rod width to determine the **cut rod width**. Cutting allowance accommodates pulley housings.

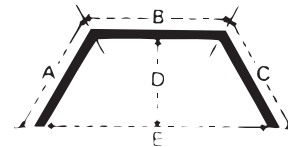
MEASURING DIAGRAMS



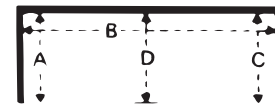
FOUR-ANGLE



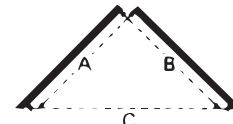
THREE-ANGLE



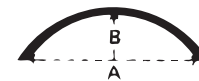
TWO-ANGLE



RECTANGULAR

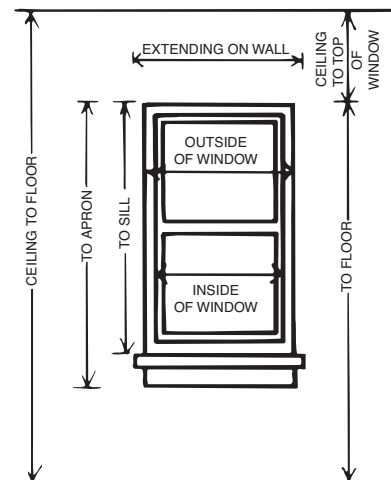


TRIANGULAR

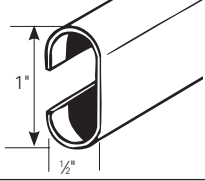
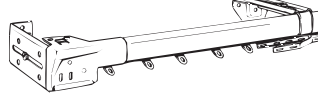
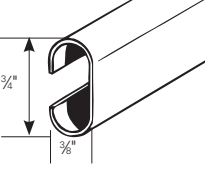
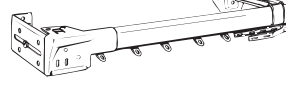
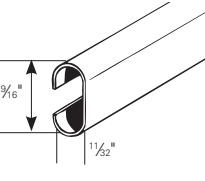

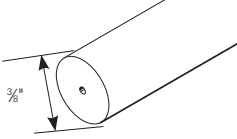



BOW WINDOW

Measure plan

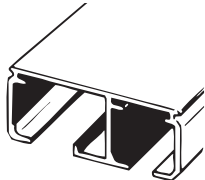

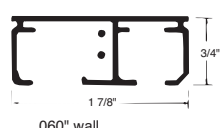
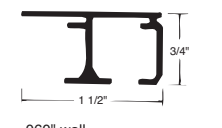
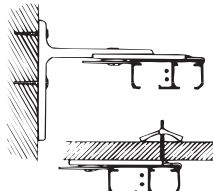
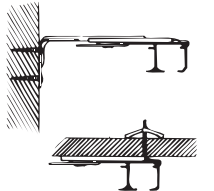


CUSTOM ROD COMPARISON CHART

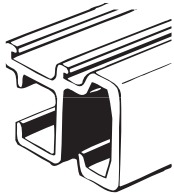
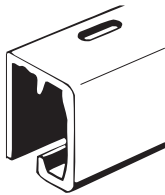
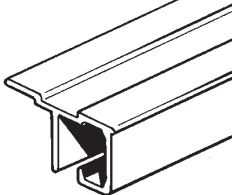
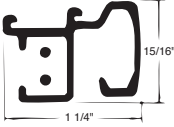
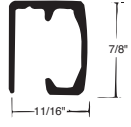
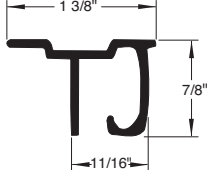
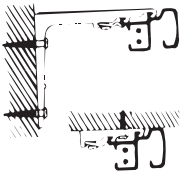
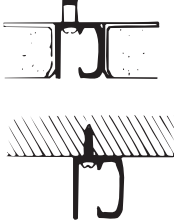
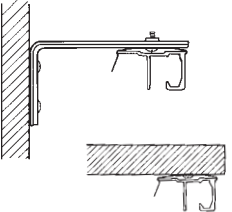
RODDING	DESCRIPTION	FINISHES / MAX. FABRIC WT.	ASSEMBLED
Heavy Duty 9-200 	A strong, versatile rodding with a wide choice of companion parts. Precision formed steel rodding. Continuous curve to 12" radius.	White (1)	
		One-way operation: 22 lb. Two-way operation: 35 lb.	Bracket Projection $2\frac{3}{4}$ "- $4\frac{1}{4}$ " 5 "- $6\frac{1}{2}$ "
Regular Duty 9-300 	A popular general purpose steel rodding for installations of average weight and width. Features versatility plus economy with a full selection of parts and accessories. Continuous curve to 12" radius.	White (1)	
		One-way operation: 20 lb. Two-way operation: 35 lb.	Bracket Projection $1\frac{7}{8}$ "- $2\frac{7}{8}$ " $2\frac{3}{4}$ "- $4\frac{1}{4}$ " 5 "- $6\frac{1}{2}$ "
Oval Rodding 9-400 	Versatile, rolled, heavy gauge steel for curtain, valance and cafe rods provides strength without bulk. Continuous curve to 12" radius.	White (1)	
		Oval Rodding is ideal for window and door treatments. Can be used for shirred curtains, cafe curtains and valances. Support requirements are determined by weight and width of fabrics used.	
Steel Rodding 9-600 	Sturdy rodding for custom cafe and curtain rod installations. Lacquered brass finish. Easy to cut.	Brass (8)	
		Used for hanging cafe curtains and draperies in a variety of styles on different types of windows. Support requirements determined by weight and width of fabrics used.	
Maximum Width 12 ft.			

SECTION 10

COMMERCIAL TRACK INFORMATION

Track Number:	9-650 Cord Traverse	9-657 Baton Traverse
Overview	 <p>Super Duty Slimline</p>	 <p>Super Duty Slimline</p>
Cross Section Dimension	 <p>.060" wall</p>	 <p>.060" wall</p>
Application and Mounting Detail		
Pinsetting	Wall Mount: 1 $\frac{3}{4}$ " Ceiling Mount: 1 $\frac{5}{8}$ "	Wall Mount: 1 $\frac{3}{4}$ " Ceiling Mount: 1 $\frac{5}{8}$ "
Projections and Bracket Requirements	Projection from 3 $\frac{1}{2}$ –5 $\frac{1}{2}$ " plus ceiling mount.	Projection from 3 $\frac{1}{2}$ –5 $\frac{1}{2}$ " plus ceiling mount.
Maximum Rod Width – Fabric Weight and Weight Rating	Two-way draw- 48 ft. - 120 lb. One-way draw- 24 ft. - 60 lb. 2.5 lb./ft.	Two-way draw- 32 ft. - 60 lb. One-way draw- 16 ft. - 30 lb. 1.75 lb./ft.
Finishes	Anodized aluminum or baked white enamel.	Anodized aluminum or baked white enamel.
Ability to be Curved	Can be curved to any angle greater than 90 degrees using 12" radius. Can be continuously curved. Can reverse bend with limitations.	Can be curved to any angle using 12" radius. No continuous curve. Can reverse bend with limitations.
Pleating Systems Available	Roll Pleat Stack Pleat Pinch Pleat	Roll Pleat Stack Pleat Pinch Pleat
Made-to-Measure Assembled Traverse Sets	Made-to-Measure assembled sets are available for all of the above track sections. Refer to pages listing specific track series.	

COMMERCIAL TRACK INFORMATION

Track Number:	9-804 Cord Traverse	9-808 Hand Traverse Track (direct mount only)	9-8191 Baton Traverse
Overview	 Contrack®	 Contrack	 Contrack
Cross Section Dimension			
Application and Mounting Detail			
Pinsetting	Wall Mount: 1 1/2" Ceiling Mount: 1 1/4"	Ceiling Mount: 1 1/4"	Wall Mount: 1 1/2" Ceiling Mount: 1 1/4"
Projections and Bracket Requirements	48" apart except at ends - then 24" - and 48" apart over balance. Five projection ranges from 3/4" to 5", plus ceiling mount bracket.	Track punched 16" on center for direct to ceiling mount with screws. Recommended spacing of supports is 4 ft. for suspended cubicle installations.	9-957 - wall brackets 9-955 - ceiling brackets
Maximum Rod Width – Fabric Weight and Weight Rating	Two-way draw 42 ft. - 210 lb. One-way draw 28 ft. - 140 lb. Multiple draw 84 ft. - 420 lb. 5 lb./ft.	Two-way draw 48 ft. - 240 lb. One-way draw 24 ft. - 120 lb., 5 lb./ft.	Two-way draw 48 ft. - 240 lb. One-way draw 24 ft. - 120 lb., 5 lb./ft.
Finishes	Extruded 6063-T5 Anodized Satin-Finish Aluminum. Aluminum Assn. Spec. No. AA-C22A21	Extruded 6063-T5 Anodized Satin-Finish Aluminum. Aluminum Assn. Spec. No. AA-C22A21	Extruded 6063-T5 Aluminum Assn. Spec. No. AA-C22A21 with bright white painted finish
Ability to be Curved	Continuous curve or any angle bend on 12" radius - maximum 90°. No reverse curve.	12" radius regular and reverse curves. Ideal for ceiling mounted cubicle systems. Can be continuous curved.	Can bend to any angle using 12" radius. No continuous curve. Can reverse curve with limitations.
Pleating Systems Available	Pinch Pleat	Pinch Pleat	Pinch Pleat

FINISH: 9-8191 track available in aluminum also, with minimum order requirements under part # 9-8091.

SECTION 10

MADE-TO-MEASURE RODS - SPECIFICATIONS

HEAVY DUTY (9-200)

TWO-WAY 9-200 track using 9-213 pulley set with 9-105 masters, 9-346 slides (4 per ft.), 9-041 #4 traverse cord, 8-655 tension pulley, 9-231 center support and 9-125 end brackets. Cutting allowance for two-way 3½".

ONE-WAY LEFT/ONE-WAY RIGHT 9-200 track using 9-213 pulley set and 9-212 end pulley with 9-108 master, 9-346 slides (4 per ft.), 9-041 #4 traverse cord, 8-655 tension pulley, 9-231 end support, also used as center supports on longer rods, one 9-125 bracket. Cutting allowance for one-way 1¾".

REGULAR DUTY (9-300)

TWO-WAY 9-300 track using 9-313 pulley set with 9-310 masters, 9-346 slides (4 per ft.), 9-043 #4 traverse cord, 8-655 tension pulley, 9-332 center support and 9-125 end brackets. Cutting allowance for two-way 3½".

ONE-WAY LEFT/ONE-WAY RIGHT 9-300 track using 9-313 pulley set and 9-316 end pulley with 9-312 master, 9-346 slides (4 per ft.), 9-043 #3¼ traverse cord, 8-655 tension pulley, 9-332 end support, also used as center support on longer rods, one 9-125 end bracket. Cutting allowance for one-way 1¾".

SLIMLINE SUPER DUTY

TWO-WAY SUPER DUTY 9-650 track using 9-350 & 9-351 pulley with 9-356 & 9-357 butt masters, or 9-355 & 9-354 overlap masters, 9-383 & 9-345 snap carriers, or connected carriers of specified fullness, 9-041 #4 traverse cord, 8-655 tension pulley. (Brackets purchased separately.) Cutting allowance for two-way 5".

ONE-WAY LEFT/ONE-WAY RIGHT SUPER DUTY 9-650 track using 9-351 (9-350 one-way right) pulley and 9-353 end pulley with 9-356 (9-357 one-way right) butt master or 9-354 (9-348 one-way right) overlap master, 9-383 w/9-345 swivel snap pendants or connected carriers of specified fullness, 9-041 #4 traverse cord, 8-655 tension pulley. (Brackets purchased separately.) 2½" cut allowance.

BATON DRAW SUPER DUTY 9-657 track using 9-386 end caps with 9-387 & 9-388 overlap masters, 9-383 with 9-345 snap pendant, or connected carriers of specified fullness, 8-637 baton. (Brackets purchased separately.) ¼" cut allowance.

CONTRACK®

TWO-WAY 9-804 track using 9-823 pulley set with 9-819 masters, 9-840 ball bearing carriers, 9-039 #5 traverse cord, 8-648 tension pulley. (Brackets purchased separately.) 6" cut allowance.

ONE-WAY LEFT/ONE-WAY RIGHT 9-804 track using 9-823 pulley set, 9-826 insert pulley with 9-820 master, 9-840 ball bearing carriers, 9-039 #5 traverse cord, 8-648 tension pulley. (Brackets purchased separately.) Cutting allowance 3".

TWO-WAY BATON DRAW 9-8191 track using the 9-165 end stop with the 9-821 overlap masters, 9-840 ball bearing carriers, 8-635 baton. (Brackets purchased separately.) Cutting Allowance: 0".

TWO-WAY BATON DRAW WITH RETURNS 9-8191 track using the return/extenders 9-170 (right) and/or 9-171 (left) with the 9-821 overlap masters, 9-840 ball bearing carriers, 8-635 baton. (Brackets purchased separately.) Cutting Allowance: 0".

ONE-WAY BATON DRAW 9-8191 track using the 9-165 end stop with the 9-822 overlap master, 9-840 ball bearing carriers, 8-635 baton. (Brackets purchased separately.) Cutting Allowance: 0".

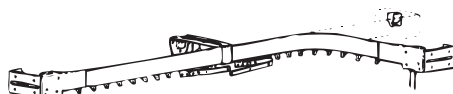

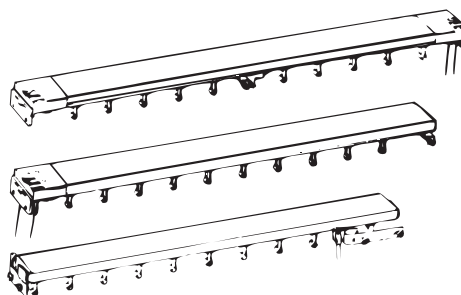
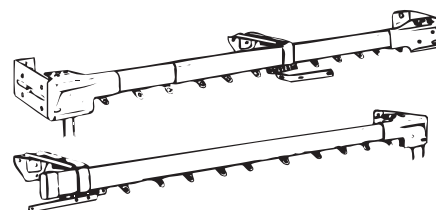
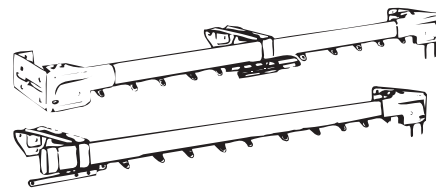
ONE-WAY BATON DRAW WITH RETURNS 9-8191 track using the return/extenders 9-170 (right) and/or 9-171 (left) with the 9-822 overlap masters, 9-840 ball bearing carriers, 8-635 baton. (Brackets purchased separately.) Cutting Allowance: 0".

CUBICLE 9-808 track using the 9-165 end stop and the 9-849 ball bearing carrier with hook. (Brackets not available.) Cutting Allowance: 0".

FLEX ROD

TWO-WAY cut allowance 3¼".

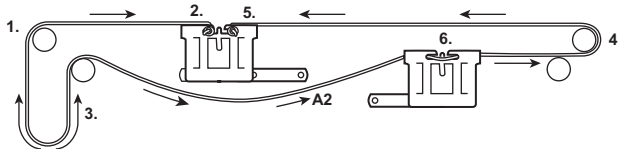
ONE-WAY cut allowance 1¾".



RESTRINGING AND CORD DIAGRAMS

RESTRINGING A TRAVERSE ROD

1. Determine the length of new cord needed. Measure the rod width and cord drop and add together. Double that number to get the cord length.



2. Feed cord end up through pulley housing at position 1 and lock off (tie off) on the overlap master carrier position 2.

3. Take other end of cord and feed up through and around end pulley 3. Pull across rod and around end pulley 4 back to overlap master carrier position 5. Determine final cord length. Tie off cord at position 5 and cut away excess cord.

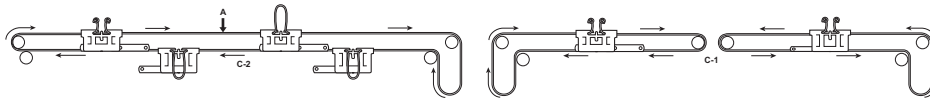
4. Center master slides. Take the top cord and secure at position 6 on the underlap master carrier.

5. For a one way rod the underlap master carrier is not used. All other steps remain the same.

CORD DIAGRAMS FOR SPECIAL APPLICATION TRAVERSE RODS

Double Master Carriers

Double Insert Pulleys - Multiple Draw



CONVERTING A TRAVERSE ROD TO ONE-WAY DRAW For Decorative and Super Heavy Duty Traverse Rods.

1. Determine number of slides required. Count the number of pleats in the drapery panel and subtract two.

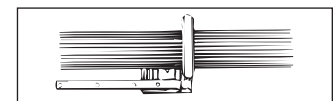
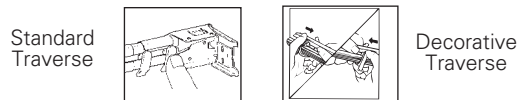
2. Pull rod sections apart. First pull the cord loop out of the left master carrier locking tab. Pull the inner and outer rod sections apart and remove the left master carrier.



3. Remove any excess slides.

4. To stack draperies to the right:

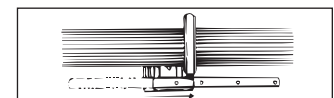

A. Remove slides from the left side. Place all slides to the right of the master carrier.



B. Remove the master carrier overlap arm and reattach it to the last hole on the left.

5. To stack draperies to the left:

A. Remove slides from right side. Place all slides to the left of the master carrier.



B. Remove the master carrier overlap arm. Rotate it to the left and reattach it.

6. Telescope rod sections together.

SECTION 10

DRAPERY HARDWARE METRIC CONVERSION CHART

Inches	Millimeters	Inches	Millimeters
1/8	3	2 1/2	63
1/4	6	3	76
3/8	10	3 1/2	89
1/2	13	4	102
5/8	16	4 1/2	114
3/4	19	5	127
7/8	22	5 1/2	140
1	25	6	152
1 1/8	29	6 1/2	165
1 1/4	32	7	178
1 3/8	35	7 1/2	191
1 1/2	38	8	203
1 5/8	41	9	229
1 3/4	44	10	254
1 7/8	48	11	279
2	51	12	305

Item Width	Metric	Item Width	Metric
6-11	15-28 cm	30-48	76-122 cm
7-11 1/2	18-29 cm	36-60	91-152 cm
8-11	20-28 cm	36-63	91-160 cm
11-18	28-46 cm	38-66	97-168 cm
11 1/2-20	29-51 cm	40-86	102-218 cm
12-21	30-53 cm	48-84	122-213 cm
14-24	36-61 cm	60-156	152-396 cm
16-24	41-61 cm	66-120	168-305 cm
18-28	46-71 cm	84-120	213-305 cm
18-46	46-117 cm	84-144	213-366 cm
20-36	51-91 cm	84-156	213-396 cm
21-38	53-97 cm	100-180	254-457 cm
22-36	56-91 cm	130-240	330-610 cm
24-36	61-91 cm	156-228	396-579 cm
28-40	71-102 cm	228-312	579-792 cm
28-48	71-122 cm		

The International System of Units (Système International, SI) is the modernized version of the metric system, established by international agreement to provide a logical and interconnected framework for all the measurements in science, industry, and commerce.

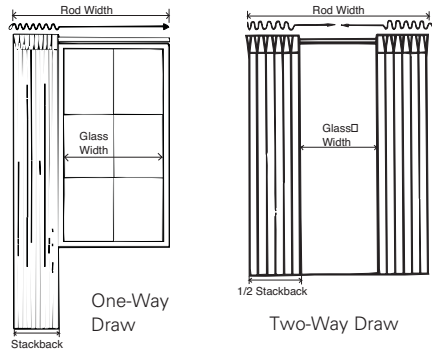
LINEAR CONVERSION:

10 millimeters (mm) = 1 centimeter (cm)
 10 centimeters (cm) = 1 decimeter (dm)
 10 decimeters (dm) = 1 meter (m)
 1 inch (in) = 2.54 centimeters (cm)

BRACKET GUIDE

BRACKET SPACING - ROD WIDTH

The number of brackets and center supports used is directly related to the type of rod used, the width of the rod, and stackback requirements.



STACKBACK

To allow as much light as possible and give an unobstructed view, draperies ordinarily stack outside the glass area of the window. Add the stackback to the glass width to get the rod width. For two-way draw rods, divide stackback by two and install brackets this distance on each side of glass.

The amount of stacking space needed will vary depending on the thickness of the fabrics being used, and the fullness at which they are sold. The following formula should be used only as a guideline:

To determine your rod bracket to bracket measurement that allows the drapery to stack off the window:

1. Measure the width of the areas to be cleared.
2. Multiply that number by 1.5.
3. The resulting number is your new rod bracket to bracket. Add the appropriate overlaps and returns for your finished drapery width.

Example:

Area to be cleared is 72".

Multiply 72 by 1.5 = 108. This is your rod width to stack the draperies off the window.

Add returns and overlap for your finished width.

CLEARANCE

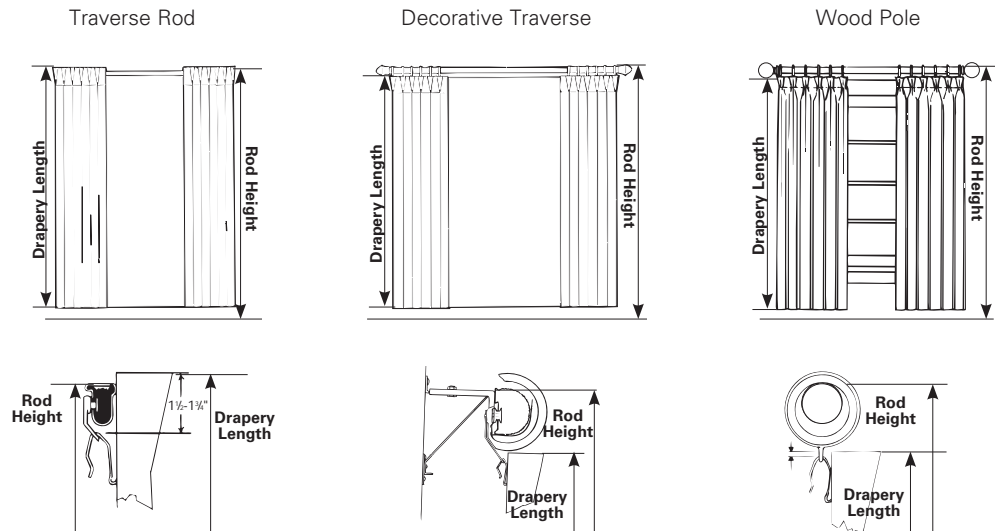
Allow for both side clearance and front clearance when installing over another treatment. This allows for operation of the undertreatment.

POLE SET MOUNTING

Pole sets or wood poles typically extend beyond the window frame 6-18". Place center supports equidistant between end brackets.

BRACKET HEIGHT - DRAPERY LENGTH

Brackets are typically mounted so that the top of the draperies are 4" above the glass. Allow 1/4"-5/8" for clearing window sill or floor. The relationship between the drapery length and the installed rod height depends on the type and size of the rod. Decorative traverse rods and wood poles are designed so that the drapery heading hangs below the rod.



TOP SCREW POSITION - BRACKET ALLOWANCE

Knowing the drapery length (and bottom clearance) and the bracket allowance makes it easy to determine where to mount the brackets to get the proper rod height. The bracket allowance is the distance from the top screw of the bracket to the drapery heading. This dimension is given for many of the Graber® brackets in the Quality Notes of the appropriate rod category. Contact Graber Customer Service if you can't find the information you need.

SECTION 10

MERCHANDISING MATERIALS

SALES & MERCHANDISING AIDS

More detailed information is available through Graber® customer service or your Graber Sales Representative.

SAMPLE KITS & CASES

Part #	Description	Price
4-018-1	Arch Rod Sample Kit	3.10
9-932-04	Flex Rod 24" Sample Rod	10.10

DISPLAY BOARDS*

Part #	Description	Price
8-1956-1	Specify 4 Rods	\$45.00
8-1957-1	Specify 5 Rods	45.00

* See Display Price List for additional materials.

RING SAMPLE SETS

Part #	Description	Price
8-100-93	2" Wood	4.60
8-100-83	1 $\frac{3}{8}$ " Wood	2.20

PRINTED MATERIALS

Part #	Description	Price
19-9900-15	Drapery Hardware Price List	\$1.00
19-1029-02	Drapery Hardware Catalog	\$1.00

GLOSSARY

A

Adjusted Starting Point – Place from which you measure the finished length. When heading starts below or above rod, measure from bottom of cafe ring.

Apron – Space below window extending to floor.

B

Baton – A rod or wand used to hand draw traverse draperies.

Bias Cut – Diagonal direction (45 degrees) of the fabric

Bracket – Metal or wood piece attached to the wall or casing to support a drapery or curtain rod.

Box Pleat – A fold of cloth sewn into place to create fullness in a drapery. Box pleats are evenly spaced and stitched.

Buckram – Stiff material used to make drapery heading. A 4" width is common. Also called crinoline.

C

Cafe Rod – A decorative rod used to mount cafe curtains that do not have a rod pocket. Cafe rods are meant to be seen and add an additional decorative touch.

Canopy – Created by sewing two pockets into fabric panels; rod with a small projection inserted at the top of the panel and rod with a larger projection inserted at the bottom.

Casing (Window) – Wooden frame around a window.

Center Draw – One pair of draperies which opens and closes exactly at a window's center point.

Center Support – Used to support a rod or pole to prevent it from sagging in the middle. Does not interfere with rod operation.

Clearance – Distance from wall to back of rod.

Cornice – A shallow, box-like structure, usually made of wood, fastened across the top of a window to conceal the drapery hardware.

Crinoline – Stiffening material similar to buckram used in drapery headings.

Custom-Made Draperies – Draperies made to order in a workroom or decorator shop.

D

Draw Draperies – Panels of fabric featuring pleated headings.

E

Ease – Allowance added to finished drapery width to allow panels to traverse easily. General rule is ½" per panel on Two-Way rod. Also called Give.

End Bracket – The two supporting metal grips which hold a drapery rod to the wall or ceiling. They control the amount of projection.

F

Finial – Decorative end piece on cafe rods or decorative traverse rods.

Finished Length – The distance from the finished top edge to the finished bottom edge of drapery panel. Includes allowances for poufs, rod take-up, etc.

Finished Width – The bracket to bracket width plus returns and overlaps.

Fullness – The ratio of the total fabric used less allowances for side hems and seams to the finished width of a drapery. The fuller the drapery, the smaller the spaces between each pleat.

G

Give – See Ease.

H

Heading – The hemmed, usually stiffened, portion across the top of a curtain or drapery.

Holdback – A decorative piece of hardware that holds draperies to each side of the window.

J

Jamb – Inside frame of a door or window.

L

Lining – A fabric backing for a drapery.

Lambrequin – A cornice that frames a window on the top and at the sides.

M

Master Carrier – The lead carriages in center of rod when draperies are closed.

Multiple Draw Rod – Traverse rod that allows each panel of a pair of draperies to be drawn independently.

O

One-Way Draw – Drapery designed to draw one way only, in one panel.

Overlap – The part of a pair of drapery panels which rides the master carrier of a traverse rod and overlaps in the center when draperies are drawn. Usually 3½" on each side.

P

Panel – One half of a pair of draperies or curtains.

Pin-On Hook – A metal pin to fasten draperies to a rod. It pins into drapery pleat and hooks to traverse carrier or cafe rod.

Pinch Pleats – A drapery heading where the basic pleat is divided into two or three smaller, equal pleats, sewn together at the bottom edge on the right side of the fabric.

Pin Setting – The distance between the top of the pleat and the top of the pin.

Pleat – A fold of cloth sewn into place to create fullness.

Pleater Tape – Pocketed heading material designed to be used with pleating hooks.

Projection – Distance from wall to front of rod.

R

Ready-Mades – Standard size draperies, factory-made and available at stores or through mail order sources.

Repeat – The space from one design motif to the next one on a patterned fabric.

Return – The distance from the face of the rod to the wall or casing where the bracket is attached. Amount of drapery that covers space between rod and wall.

Rod Cut Width – Equals the center to center spacing of end brackets mounting screws.

Rod Height – Distance from floor, sill, or apron to top of rod.

Rod Pocket – Fabric sleeve through which rod is shirred.

Rod Width (Traverse Rod) – Measured from outside, bracket to bracket.

Roll Pleat – A soft, rounded, pleating pattern that has equal beauty in the room or street side. See Slimline hardware systems.

S

Sash Curtain – Sheer material hung close to the window glass. Usually hung from spring tension rods or sash rods mounted inside the window casing.

Sash Rod – A small rod, either decorative or plain, usually mounted inside a window frame on the sash.

Scalloped Heading – A popular top treatment for cafe curtains featuring semi-circular spaces between curtain rings.

Sconce – Architectural style decorative bracket generally used to create simple swag treatments.

Sill – The horizontal "ledge-like" portion of a window casing.

Slides – Small runners installed in a traverse rod which hold a drapery pin or hook.

Stackback – The space required for draperies to clear the glass when they are completely opened. General rule is to add ½ of window width to allow for stackback.

Stack Pleat – An accordion-like pleat that has an equal beauty in the room or street side.

Starting Point – Point from which you begin measuring finished length.

Swag – Section of draped fabric used above a traditional window treatment.

T

Take-up – Distance the drapery is shortened when shirred through a rod pocket. Equal to thickness of rod. Added to finished length.

Tension Pulley – Pulley attachment through which the traverse cords move with continuous smooth operation when drapery is drawn. Mounted on baseboard, casing or wall, on one or both sides.

Tiebacks (Holdbacks) – Designed to hold draperies back from the window to allow light passage or add an additional decorative touch.

Total Width – The finished width times the fullness plus allowances for side hems.

Traverse – To draw across. A traverse drapery is one that opens or closes across a window by means of the traverse rod from which it is hung.

Two-Way Draw – Drapery designed to draw two ways from center, in two panels.

V

Valance – Horizontal decorative fabric treatment used at the top of draperies to screen hardware and cords.

W

Weights – Lead weights are sewn in at the vertical seams and each corner of drapery panel. Chain weights are strung in a line along the bottom hemline of sheers, to ensure an even hemline and straight hanging.

SECTION 10

NUMERICAL LISTING

Drapery Hardware Item No.	Description	2009 Catalog Page
0-002	12' Flex Rod	8
0-4009	Heavy Duty Traverse Rod 28-66"	56
0-401	Heavy Duty Two-Way Traverse Rod 30-48"	9
0-4019	Heavy Duty Two-Way Traverse Rod 30-48" Bulk	56
0-402	Heavy Duty Two-Way Traverse Rod 48-84"	9
0-4029	Heavy Duty Two-Way Traverse Rod 48-84" Bulk	56
0-403	Heavy Duty Two-Way Traverse Rod 66-120"	9
0-4039	Heavy Duty Two-Way Traverse Rod 66-120" Bulk	56
0-404	Heavy Duty Two-Way Traverse Rod 84-156"	9
0-4049	Heavy Duty Two-Way Traverse Rod 84-156" Bulk	56
0-405	Heavy Duty Two-Way Traverse Rod 120-228"	9
0-423	Heavy Duty Double Traverse Rod 66-120"	9
0-443	Heavy Duty One-Way Baton Draw Traverse Rod 66-120"	9
0-491	Heavy Duty Traverse & Dauphine® Rod 28-66"	9, 33
0-492	Heavy Duty Traverse & Dauphine Rod 66-120"	9, 33
0-494	Heavy Duty Traverse & Dauphine Rod 84-156"	9, 33
0-599	Super Heavy Duty Two-Way Traverse Rod 28-66"	8
0-601	Super Heavy Duty Two-Way Traverse Rod 30-48"	8
0-6019	Super Heavy Duty Two-Way Traverse Rod 30-48" Bulk	56
0-602	Super Heavy Duty Two-Way Traverse Rod 48-84"	8
0-6029	Super Heavy Duty Two-Way Traverse Rod 48-84" Bulk	56
0-603	Super Heavy Duty Two-Way Traverse Rod 66-120"	8
0-6039	Super Heavy Duty Two-Way Traverse Rod 66-120" Bulk	56
0-604	Super Heavy Duty Two-Way Traverse Rod 84-156"	8
0-6049	Super Heavy Duty Two-Way Traverse Rod 84-156" Bulk	56
0-6052	Super Heavy Duty Two-Way Traverse Rod 120-228" (2pc)	8
0-6059	Super Heavy Duty Two-Way Traverse Rod 120-228" (2pc)	56
0-606	Super Heavy Duty Two-Way Traverse Rod 228-312" (3pc)	8
0-611	Super Heavy Duty Traverse & Plain Rod 30-48"	8
0-612	Super Heavy Duty Traverse & Plain Rod 48-84"	8
0-614	Super Heavy Duty Traverse & Plain Rod 84-156"	8
0-621	Super Heavy Duty Double Traverse Rod 28-48"	8
0-622	Super Heavy Duty Double Traverse Rod 48-84"	8
0-623	Super Heavy Duty Double Traverse Rod 66-120"	8
0-624	Super Heavy Duty Double Traverse Rod 84-156"	8
0-625	Super Heavy Duty Double Traverse Rod 120-228"	8
0-629	Super Heavy Duty Traverse & Valance Rod 28-66"	8
0-631	Super Heavy Duty Traverse & Valance Rod 30-48"	8
0-632	Super Heavy Duty Traverse & Valance Rod 48-84"	8
0-633	Super Heavy Duty Traverse & Valance Rod 66-120"	8
0-634	Super Heavy Duty Traverse & Valance Rod 84-156"	8
0-649	Super Heavy Duty One-Way Left Traverse Rod 28-66"	9
0-651	Super Heavy Duty One-Way Left Traverse Rod 30-48"	9
0-6519	Super Heavy Duty One-Way Left Traverse Rod 30-48" Bulk	56
0-652	Super Heavy Duty One-Way Left Traverse Rod 48-84"	9
0-6529	Super Heavy Duty One-Way Left Traverse Rod 48-84" Bulk	56
0-653	Super Heavy Duty One-Way Left Traverse Rod 66-120"	9
0-6539	Super Heavy Duty One-Way Left Traverse Rod 66-120" Bulk	56
0-654	Super Heavy Duty One-Way Left Traverse Rod 84-156"	9
0-659	Super Heavy Duty One-Way Right Traverse Rod 28-66"	9
0-661	Super Heavy Duty One-Way Right Traverse Rod 30-48"	9
0-6619	Super Heavy Duty One-Way Right Traverse Rod 30-48" Bulk	56
0-662	Super Heavy Duty One-Way Right Traverse Rod 48-84"	9
0-6629	Super Heavy Duty One-Way Right Traverse Rod 48-84" Bulk	56
0-663	Super Heavy Duty One-Way Right Traverse Rod 66-120"	9
0-6639	Super Heavy Duty One-Way Right Traverse Rod 66-120" Bulk	56
0-664	Super Heavy Duty One-Way Right Traverse Rod 84-156"	9
0-701	Regular Duty Two-Way Traverse Rod 28-48"	10
0-702	Regular Duty Two-Way Traverse Rod 48-84"	10
0-703	Regular Duty Two-Way Traverse Rod 66-120"	10
0-704	Regular Duty Two-Way Traverse Rod 84-156"	10
0-751	Regular Duty One-Way Convertible Traverse Rod 28-48"	10
0-752	Regular Duty One-Way Convertible Traverse Rod 48-84"	10
0-753	Regular Duty One-Way Convertible Traverse Rod 66-120"	10
0-781	Traverse Sheer Rod Kit 28-48"	11

Drapery Hardware Item No.	Description	2009 Catalog Page
0-782	Traverse Sheer Rod Kit 48-84"	11
0-783	Traverse Sheer Rod Kit 66-120"	11
0-784	Traverse Sheer Rod Kit 84-156"	11
0-801	Extender Valance Kit	11, 31, 36
0-803	Double Traverse Rod Kit	11
0-804	Traverse Sheer Rod Brackets	11, 49
0-808	Projection Bracket 5¼-6½"	11
0-809	Support Projection Bracket 5-6½"	11
1-321	1½" Tradition Traverse Rod 28-48"	14
1-322	1½" Tradition Traverse Rod 48-84"	14
1-323	1½" Tradition Traverse Rod 66-120"	14
1-324	1½" Tradition Traverse Rod 84-156"	14
1-358	Slide Pendants	14
1-421	1½" Elegance® II Traverse Rod 28-48"	14
1-422	1½" Elegance II Traverse Rod 48-84"	14
1-423	1½" Elegance II Traverse Rod 66-120"	14
1-424	1½" Elegance II Traverse Rod 84-156"	14
1-4252	1½" Elegance II Traverse Rod 130-240" (2pc)	14
1-428	1½" Slide Ring	14
1-541	1½" Windsor Traverse Rod 28-48"	14
1-542	1½" Windsor Traverse Rod 48-84"	14
1-543	1½" Windsor Traverse Rod 66-120"	14
1-544	1½" Windsor Traverse Rod 84-156"	14
1-5552	1½" Windsor Traverse Rod 130-240"	14
1-621	Alexandria® Traverse Marble Crown Finials 28-48"	14
1-622	Alexandria Traverse Marble Crown Finials 48-84"	14
1-623	Alexandria Traverse Marble Crown Finials 66-120"	14
1-624	Alexandria Traverse Marble Crown Finials 84-156"	14
1-6252	Alexandria Traverse Marble Crown Finials 130-240"	14
1-9540	Decorative Traverse Rod Center Support	15
2-365	Cafe Bracket ¾" Projects 2¾-3¾"	18
2-385	Cafe Bracket ½" Projects 2¾-3¾"	18
2-421	1½" Elegance II Cafe 28-48"	18
2-422	1½" Elegance II Cafe 48-84"	18
2-424	1½" Elegance II Cafe 84-144"	18
2-461	¾" Tradition Cafe 28-48"	18
2-462	¾" Tradition Cafe 48-84"	18
2-463	¾" Tradition Cafe 84-120"	18
2-480	7/16" Tradition Cafe 18-28"	18
2-481	7/16" Tradition Cafe 28-48"	18
2-482	7/16" Tradition Cafe 48-84"	18
2-483	7/16" Tradition Cafe 84-120"	18
2-485	Cafe Bracket ½" Projects 1¼"	18
2-509	1½" Windsor Cafe 28-66"	18
2-513	1½" Windsor Cafe 66-120"	18
2-516	1½" Windsor Cafe 100-180"	18
2-528	Windsor C-Rings	18
2-661	¾" Round Spring Tension Rod 28-48"	19
2-662	¾" Round Spring Tension Rod 48-84"	19
2-678	7/16" Round Spring Tension Rod 8-9"	19
2-679	7/16" Round Spring Tension Rod 9-18"	19
2-680	7/16" Round Spring Tension Rod 18-28"	19
2-681	7/16" Round Spring Tension Rod 28-48"	19
2-693	1" Designer Spring Tension Rod 32-72"	19
2-870	Oval Spring Tension Rod 14-19"	19
2-871	Oval Spring Tension Rod 22-36"	19
2-872	Oval Spring Tension Rod 36-60"	19
2-873	Oval Spring Tension Rod 48-84"	19
2-980	7/16" Round Sash Cafe 18-28"	19
2-981	7/16" Round Sash Cafe 28-48"	19
2-982	7/16" Round Sash Cafe 48-84"	19
2-985	Sash Bracket	19
220-0011-39	5/8" Decorative Scroll Rod Set 28-48" Black	72
220-0011-78	5/8" Decorative Scroll Rod Set 28-48" Nickel	72
220-0021-39	5/8" Decorative Scroll Rod Set 48-84" Black	72

NUMERICAL LISTING

Drapery Hardware		2009 Catalog Page	Drapery Hardware		2009 Catalog Page
Item No.	Description		Item No.	Description	
220-0021-78	5/8" Decorative Scroll Rod Set 48-84" Nickel	72	230-5300-10	1 3/8" Fluted Wood Pole 4 ft. White	75
220-0031-39	5/8" Decorative Scroll Rod Set 84-120" Black	72	230-5300-25	1 3/8" Fluted Wood Pole 4 ft. Oak	75
220-0031-78	5/8" Decorative Scroll Rod Set 84-120" Nickel	72	230-5300-72	1 3/8" Fluted Wood Pole 4 ft. Gold	75
220-0111-32	5/8" Decorative Urn Rod Set 28-48" Rustic Antique Brass	72	230-5310-00	1 3/8" Fluted Wood Pole 6 ft. Natural	75
220-0121-32	5/8" Decorative Urn Rod Set 48-84" Rustic Antique Brass	72	230-5310-10	1 3/8" Fluted Wood Pole 6 ft. White	75
220-0131-32	5/8" Decorative Urn Rod Set 84-120" Rustic Antique Brass	72	230-5310-25	1 3/8" Fluted Wood Pole 6 ft. Oak	75
220-0211-39	5/8" Decorative Cambridge Rod Set 28-48" Black	72	230-5310-72	1 3/8" Fluted Wood Pole 6 ft. Gold	75
220-0221-39	5/8" Decorative Cambridge Rod Set 48-84" Black	72	230-5320-00	1 3/8" Fluted Wood Pole 8 ft. Natural	75
220-0231-39	5/8" Decorative Cambridge Rod Set 84-120" Black	72	230-5320-10	1 3/8" Fluted Wood Pole 8 ft. White	75
220-0311-06	5/8" Decorative Triple Leaves Rod Set 28-48" Antique Brass	72	230-5320-25	1 3/8" Fluted Wood Pole 8 ft. Gold	75
220-0321-06	5/8" Decorative Triple Leaves Rod Set 48-84" Antique Brass	72	230-5320-72	1 3/8" Fluted Wood Pole 8 ft. Gold	75
220-0331-06	5/8" Decorative Triple Leaves Rod Set 84-120" Antique Brass	72	230-5400-00	1 3/8" Wood Finial Ball Natural	75
220-0411-61	5/8" Decorative Spiral Rod Set 28-48" Cream	72	230-5400-10	1 3/8" Wood Finial Ball White	75
220-0421-61	5/8" Decorative Spiral Rod Set 48-84" Cream	72	230-5400-25	1 3/8" Wood Finial Ball Oak	75
220-0431-61	5/8" Decorative Spiral Rod Set 84-120" Cream	72	230-5400-72	1 3/8" Wood Finial Ball Gold	75
220-0511-78	5/8" Decorative Morgan Rod Set 28-48" Nickel	73	230-5410-00	1 3/8" Wood Finial Decorative Natural	75
220-0521-78	5/8" Decorative Morgan Rod Set 48-84" Nickel	73	230-5410-10	1 3/8" Wood Finial Decorative White	75
220-0531-78	5/8" Decorative Morgan Rod Set 84-120" Nickel	73	230-5410-25	1 3/8" Wood Finial Decorative Oak	75
220-0611-73	5/8" Decorative Jefferson Rod Set 28-48" Dark Brown	73	230-5490-00	1 3/8" Wood Bracket Natural	75
220-0621-73	5/8" Decorative Jefferson Rod Set 48-84" Dark Brown	73	230-5490-10	1 3/8" Wood Bracket White	75
220-0631-73	5/8" Decorative Jefferson Rod Set 84-120" Dark Brown	73	230-5490-25	1 3/8" Wood Bracket Oak	75
220-0711-39	5/8" Decorative Leafy Fan Rod Set 28-48" Black	73	230-5490-72	1 3/8" Wood Bracket Gold	75
220-0721-39	5/8" Decorative Leafy Fan Rod Set 48-84" Black	73	230-5520-00	1 3/8" Wood Rings w/clips Natural	75
220-0731-39	5/8" Decorative Leafy Fan Rod Set 84-120" Black	73	230-5520-10	1 3/8" Wood Rings w/clips White	75
220-0811-06	5/8" Decorative Crackled Glass Rod Set 28-48" Antique Brass	73	230-5520-25	1 3/8" Wood Rings w/clips Oak	75
220-0821-06	5/8" Decorative Crackled Glass Rod Set 48-84" Antique Brass	73	230-5520-72	1 3/8" Wood Rings w/clips Gold	75
220-0831-06	5/8" Decorative Crackled Glass Rod Set 84-120" Antique Brass	73	230-5520-77	1 3/8" Wood Rings w/clips Cherry	75
220-0911-06	5/8" Decorative Birdcage Rod Set 28-48" Antique Brass	73	230-5680-77	Sconce Small Simple Scroll Cherry	75
220-0911-58	5/8" Decorative Birdcage Rod Set 28-48" Satin Nickel	73	230-5690-11	Sconce Mini Simple Scroll Whitewash	75
220-0921-06	5/8" Decorative Birdcage Rod Set 48-84" Antique Brass	73	230-5690-25	Sconce Mini Simple Scroll Oak	75
220-0921-58	5/8" Decorative Birdcage Rod Set 48-84" Satin Nickel	73	230-5690-77	Sconce Mini Simple Scroll Cherry	75
220-0931-06	5/8" Decorative Birdcage Rod Set 84-120" Antique Brass	73	230-5730-72	Sconce Leaf - Gold	75
220-0931-58	5/8" Decorative Birdcage Rod Set 84-120" Satin Nickel	73	230-7501-10	1 1/8" Wood Pole Set 4 ft. White	75
220-1011-39	5/8" Decorative Classic Square Rod Set 28-48" Black	72	230-7501-25	1 1/8" Wood Pole Set 4 ft. Oak	75
220-1021-39	5/8" Decorative Classic Square Rod Set 48-84" Black	72	230-7501-77	1 1/8" Wood Pole Set 4 ft. Cherry	75
220-1031-39	5/8" Decorative Classic Square Rod Set 84-120" Black	72	230-7511-10	1 1/8" Wood Pole Set 6 ft. White	75
220-1111-78	5/8" Decorative Square Rod Set 28-48" Nickel	72	230-7511-25	1 1/8" Wood Pole Set 6 ft. Oak	75
220-1121-78	5/8" Decorative Square Rod Set 48-84" Nickel	72	230-7511-77	1 1/8" Wood Pole Set 6 ft. Cherry	75
220-1131-78	5/8" Decorative Square Rod Set 84-120" Nickel	72	230-7701-10	1 1/2" Wood Pole Set 4 ft. White	75
220-5510-57	5/8" Decorative Ball Rod Set 28-48" Black	72	230-7701-25	1 1/2" Wood Pole Set 4 ft. Oak	75
220-5510-58	5/8" Decorative Ball Rod Set 28-48" Satin Nickel	72	230-7701-77	1 1/2" Wood Pole Set 4 ft. Cherry	75
220-5510-59	5/8" Decorative Ball Rod Set 28-48" Satin Brass	72	230-7801-10	1 1/2" Wood Pole Set 6 ft. White	75
220-5520-57	5/8" Decorative Ball Rod Set 48-84" Black	72	230-7801-25	1 1/2" Wood Pole Set 6 ft. Oak	75
220-5520-58	5/8" Decorative Ball Rod Set 48-84" Satin Nickel	72	230-7801-77	1 1/2" Wood Pole Set 6 ft. Cherry	75
220-5520-59	5/8" Decorative Ball Rod Set 48-84" Satin Brass	72	280-0011-39	5/8" Decorative Scroll Holdbacks Black	72
220-5530-57	5/8" Decorative Ball Rod Set 84-120" Black	72	280-0011-78	5/8" Decorative Scroll Holdbacks Nickel	72
220-5530-58	5/8" Decorative Ball Rod Set 84-120" Satin Nickel	72	280-0111-32	5/8" Decorative Urn Holdbacks Rustic Antique Brass	72
220-5530-59	5/8" Decorative Ball Rod Set 84-120" Satin Brass	72	280-0211-39	5/8" Decorative Cambridge Holdbacks Black	72
220-7221-06	Metal Rings w/clips Antique Brass	74	280-0311-06	5/8" Decorative Triple Leaves Holdbacks Antique Brass	72
220-7221-32	Metal Rings w/clips Rustic Antique Brass	74	280-0411-61	5/8" Decorative Spiral Holdbacks Cream	72
220-7221-39	Metal Rings w/clips Black	74	280-0511-78	5/8" Decorative Morgan Holdbacks Nickel	73
220-7221-58	Metal Rings w/clips Satin Nickel	74	280-0611-73	5/8" Decorative Jefferson Holdbacks Dark Brown	73
220-7221-59	Metal Rings w/clips Satin Brass	74	280-0711-39	5/8" Decorative Leafy Fan Holdbacks Black	73
220-7221-61	Metal Rings w/clips Cream	74	280-0811-06	5/8" Decorative Crackled Glass Holdbacks Antique Brass	73
220-7221-73	Metal Rings w/clips Brown	74	280-0911-06	5/8" Decorative Birdcage Holdbacks Antique Brass	73
220-7420-39	5/8" Decorative Shepherds Crook Rod Set 28-48" Black	73	280-0911-58	5/8" Decorative Birdcage Holdbacks Satin Nickel	73
220-7430-39	5/8" Decorative Shepherds Crook Rod Set 48-84" Black	73	280-1011-39	5/8" Decorative Classic Square Holdbacks Black	72
220-7840-3	5/8" Decorative Multiple Leaf Rod Set 28-48" Black	73	280-1111-78	5/8" Decorative Square Holdbacks Nickel	72
220-7850-3	5/8" Decorative Multiple Leaf Rod Set 48-84" Black	73	280-1280-3	5/8" Decorative Multiple Leaf Holdbacks Black	73
230-5300-00	1 3/8" Fluted Wood Pole 4 ft. Natural	75	280-1700-39	5/8" Decorative Shepherds Crook Holdbacks Black	73
			280-3000-57	5/8" Decorative Ball Holdbacks Black	72
			280-3000-58	5/8" Decorative Ball Holdbacks Satin Nickel	72
			280-3000-59	5/8" Decorative Ball Holdbacks Satin Brass	72
			3-107	2" Round Finial	24
			3-108	2" Traditional Finial	24, 25

SECTION 10

NUMERICAL LISTING

Drapery Hardware		2009 Catalog Page
Item No.	Description	
3-115	2" Regal Crown Finial	24
3-126	2" Fluted Wood Pole 6'	25
3-127	2" Fluted Wood Pole 8'	25
3-128	2" Regal Floral Bud Finial	24
3-130	2" Smooth Wood Pole 6'	25
3-1308	2" Smooth Wood Pole 6'	24, 25
3-131	2" Smooth Wood Pole 8'	25
3-1318	2" Smooth Wood Pole 8'	24, 25
3-132	2" Smooth Wood Pole 10'	25
3-1328	2" Smooth Wood Pole 10'	24, 25
3-134	2" Wood Round Finials	25
3-135	2" Wood Brackets	24, 25
3-1358	2" Wood Brackets	25
3-136	2" Extended Wood Brackets	25
3-137	2" Wood Projection Brackets	25
3-138	2" Wood Center Supports	25
3-1388	2" Wood Center Supports	25
3-139	2" Wood Pole Socket	26
3-140	2" Wood Rings	25
3-1408	2" Wood Rings	25
3-141	Metal Supports	26, 28
3-142	2" Wood Return	26
3-143	2" Wood Connector Screw	26
3-1448	2" Wood Eminence Finials	25
3-1458	2" Wood Mission Finials	25
3-2048	Round Wood Holdback	26
3-230	Traditional Bracket	24
3-321	2" Mission Traditional Finial	24
3-322	2" Mission Contemporary Finial	24
3-411	1 ³ / ₈ " Elite Temple Finials	27
3-414	1 ³ / ₈ " Elite Simplicity Finials	27
3-431	1 ³ / ₈ " Elite Romance Finials	27
3-511	2" Wood Rings	24
3-530	1 ³ / ₈ " Fluted Wood Pole 4'	27
3-531	1 ³ / ₈ " Fluted Wood Pole 6'	27
3-536	1 ³ / ₈ " Smooth Wood Pole 6'	27
3-537	1 ³ / ₈ " Smooth Wood Pole 8'	27
3-541	1 ³ / ₈ " Decorative Finials	27
3-548	1 ³ / ₈ " Wood Pole Return	28
3-550	1 ¹ / ₂ " Inside Diameter Wood Pole Socket	28
3-551	Wood Pole Connector Screw	28
3-552	1 ³ / ₈ " Wood Rings	27
3-553	1 ³ / ₄ " Wood Rings	27
3-554	1 ³ / ₈ " Rounded Wood Bracket	27
3-6495	1 ³ / ₈ " Adjustable Wood Brackets	27
3-651	Mission Inlaid Wood Bracket	24
3-823	1 ³ / ₈ " Metal Pole Brackets	18, 27
4-022	Crystal Clear™ Arch Rod 28–30"	30
4-023	Crystal Clear Arch Rod 30–86"	30
4-024	Specialty Window Hardware Kit up to 46"	30
4-0241	Specialty Window Hardware Kit up to 92"	30
4-122	Single Crystal Clear Curtain Rod 28–48" Projects 2 ¹ / ₂ "	30
4-123	Single Crystal Clear Curtain Rod 48–84" Projects 2 ¹ / ₂ "	30
4-212	Single Lock-Seam Curtain Rod 28–48" Projects 1 ¹ / ₂ "	31
4-213	Single Lock-Seam Curtain Rod 48–84" Projects 1 ¹ / ₂ "	31
4-221	Single Lock-Seam Curtain Rod 18–28" Projects 2 ¹ / ₂ "	31
4-222	Single Lock-Seam Curtain Rod 28–48" Projects 2 ¹ / ₂ "	31
4-223	Single Lock-Seam Curtain Rod 48–84" Projects 2 ¹ / ₂ "	31
4-225	Single Lock-Seam Curtain Rod 84–120" Projects 2 ¹ / ₂ "	31
4-232	Single Lock-Seam Curtain Rod 28–48" Projects 3 ¹ / ₂ "	31
4-233	Single Lock-Seam Curtain Rod 48–84" Projects 3 ¹ / ₂ "	31
4-235	Single Lock-Seam Curtain Rod 84–120" Projects 3 ¹ / ₂ "	31
4-252	Single Lock-Seam Curtain Rod 28–48" Projects 5 ¹ / ₂ "	31
4-253	Single Lock-Seam Curtain Rod 48–84" Projects 5 ¹ / ₂ "	31
4-255	Single Lock-Seam Curtain Rod 84–120" Projects 5 ¹ / ₂ "	31

Drapery Hardware		2009 Catalog Page
Item No.	Description	
4-261	Double Lock-Seam Curtain Rod 18–28"	31
4-262	Double Lock-Seam Curtain Rod 28–48"	31
4-263	Double Lock-Seam Curtain Rod 48–84"	31
4-265	Double Lock-Seam Curtain Rod 84–120" (3 pc)	31
4-270	Lock-Seam Rod Extender 28"	31
4-272	Triple Lock-Seam Curtain Rod 28–48"	31
4-273	Triple Lock-Seam Curtain Rod 48–84"	31
4-275	Triple Lock-Seam Curtain Rod 84–120" (3 pc)	31
4-421	Single Standard Curtain Rod 18–28" Projects 2 ¹ / ₂ "	32
4-422	Single Standard Curtain Rod 28–48" Projects 2 ¹ / ₂ "	32
4-423	Single Standard Curtain Rod 48–84" Projects 2 ¹ / ₂ "	32
4-425	Single Standard Curtain Rod 84–120" Projects 2 ¹ / ₂ "	32
4-470	Standard Extender Rod 28"	32
4-482	Lock-Seam Canopy Rod 28–48"	32
4-579	Swivel Sash Rod 10–21" (2 env)	32
4-580	Swivel Sash Rod 21–28" (2 env)	32
4-600	Crystal Clear Sash Rod 7–11 ¹ / ₂ " Projects 1 ¹ / ₂ "	30
4-601	Crystal Clear Sash Rod 11 ¹ / ₂ –18" Projects 1 ¹ / ₂ "	30
4-602	Crystal Clear Sash Rod 18–36" Projects 1 ¹ / ₂ "	30
4-662	Lock-Seam Bay Rod	32
4-700	Lock-Seam Sash Rod 6–9"	32
4-701	Lock-Seam Sash Rod 9–18"	32
4-702	Lock-Seam Sash Rod 18–36"	32
4-703	Lock-Seam Sash Rod 28–48"	32
4-711	2 ¹ / ₂ " Dauphine® Bay Set	35
4-712	2 ¹ / ₂ " Economy Flat Rod 28–48"	35
4-713	2 ¹ / ₂ " Economy Flat Rod 48–84"	35
4-7169	2 ¹ / ₂ " Bay Corner Hinge	35, 58
4-7179	2 ¹ / ₂ " Swivel End Bracket	35, 58
4-718	2 ¹ / ₂ " Dauphine Bay Conversion Kit	35
4-721	2 ¹ / ₂ " Dauphine Rod 18–28"	33
4-722	2 ¹ / ₂ " Dauphine Rod 28–48"	33
4-723	2 ¹ / ₂ " Dauphine Rod 48–84"	33
4-724	2 ¹ / ₂ " Dauphine Rod 84–156" (3 pc)	33
4-725	2 ¹ / ₂ " Dauphine Bracket Clearance 3/4"	34
4-726	2 ¹ / ₂ " Dauphine Bracket Clearance 2–3"	34
4-728	2 ¹ / ₂ " Dauphine® Bracket Clearance 6 ¹ / ₄ –8 ¹ / ₂ "	34
4-729	2 ¹ / ₂ " Dauphine & Lock-Seam Combination Rod 28–66"	33
4-7319	2 ¹ / ₂ " Dauphine Rod Section 18–28" Bulk	58
4-7329	2 ¹ / ₂ " Dauphine Rod Section 28–48" Bulk	58
4-733	2 ¹ / ₂ " Dauphine & Lock-Seam Combination 66–120"	33
4-7339	2 ¹ / ₂ " Dauphine Rod Section 48–84" Bulk	58
4-7349	2 ¹ / ₂ " Dauphine Rod Section 84–156" Bulk	58
4-738	Dauphine Support Bracket Clearance 6 ¹ / ₄ –8 ¹ / ₂ "	34
4-7399	2 ¹ / ₂ " Threader Cap Bulk	58
4-741	4 ¹ / ₂ " Dauphine Rod 18–28"	34
4-742	4 ¹ / ₂ " Dauphine Rod 28–48"	34
4-743	4 ¹ / ₂ " Dauphine Rod 48–84"	34
4-744	4 ¹ / ₂ " Dauphine Rod 84–156"	34
4-748	4 ¹ / ₂ " Dauphine Bracket Clearance 6–8 ¹ / ₂ "	34
4-7519	4 ¹ / ₂ " Dauphine Rod Section 18–28" Bulk	58
4-7529	4 ¹ / ₂ " Dauphine Rod Section 28–48" Bulk	58
4-7539	4 ¹ / ₂ " Dauphine Rod Section 48–84" Bulk	58
4-7549	4 ¹ / ₂ " Dauphine Rod Section 84–156" Bulk	58
4-7569	4 ¹ / ₂ " Bay Corner Hinge	35, 58
4-7599	4 ¹ / ₂ " Threader Cup Bulk	58
4-7809	2 ¹ / ₂ " Dauphine Bracket Clearance 3/4" Bulk	58
4-7819	2 ¹ / ₂ " Dauphine Bracket Clearance 2–3" Bulk	58
4-782	2 ¹ / ₂ " Frost Dauphine Rod 28–48"	35
4-7829	2 ¹ / ₂ " Dauphine Bracket Clearance 3 ¹ / ₂ –5 ¹ / ₂ " Bulk	34, 58
4-783	2 ¹ / ₂ " Frost Dauphine Rod 48–84"	35
4-7839	2 ¹ / ₂ " Dauphine Bracket Clearance 6–8 ¹ / ₂ " Bulk	58
4-7849	2 ¹ / ₂ " Dauphine Bracket Clearance 9–9" Bulk	58
4-7859	Dauphine Support Bracket Clearance 3/4" Bulk	58
4-7869	Dauphine Support Bracket Clearance 2–3" Bulk	58

NUMERICAL LISTING

Drapery Hardware		2009 Catalog Page	Drapery Hardware		2009 Catalog Page
Item No.	Description		Item No.	Description	
4-7879	Dauphine Support Bracket Clearance 3½–6" Bulk	34, 58	8-538	WeightedTape	45
4-7889	Dauphine Support Bracket Clearance 6–8½" Bulk	58	8-539	Decorative Rod Extenders Projects 5½–6½"	15, 18, 45
4-7909	4½" Dauphine Bracket Clearance ¾" Bulk	58	8-593	Cornice Bracket Ceiling Mount	15, 40, 45
4-791	2½" Spring Tension Dauphine Rod 19–25"	35	8-594	Angle Iron 2½" X 2½"	40
4-7919	4½" Dauphine Bracket Clearance 2–3" Bulk	58	8-595	Angle Iron 3" X 3"	40
4-792	2½" Spring Tension Dauphine Rod 25–50"	35	8-596	Angle Iron 4" X 4"	40
4-7929	4½" Dauphine Bracket Clearance 3½–6" Bulk	34, 58	8-597	Tenter Hooks	40
4-793	2½" Spring Tension Dauphine Rod 50–72"	35	8-598	Screw Eyes No. 8	40
4-7939	4½" Dauphine Bracket Clearance 6–8½" Bulk	58	8-637	25" Baton w/Clip	40, 62, 69
4-801	Standard Curtain Rod Support Projects 2½"	31, 32, 36	8-638	48" Baton w/Clip	40, 62, 69
4-803	Standard Curtain Rod Support Projects 3½"	31, 32, 36	8-639	60" Baton w/Clip	40, 62, 69
4-804	Standard Curtain Rod Support Projects 5½"	31, 36	8-644	19" Baton w/Handle	40, 69
4-805	Arch Rod Support Projects 2½"	30, 48	8-645	36" Baton w/Handle	40, 69
4-806	Arch Rod Outside Mount Bracket	30, 48	8-646	48" Baton w/Handle	40, 69
4-808	Single Curtain Rod Bracket	36, 52	8-648	Ball Bearing Cord Tension Pulley	12, 40, 60, 68
4-809	Double Curtain Rod Bracket	36, 52	8-655	Molded Cord Tension Pulley	12, 40
4-811	Extender Rod Bracket	31, 36	8-6559	Molded Cord Tension Pulley Bulk	12, 40, 57
4-813	Arch Rod Universal Inside Mount Bracket	30, 48	8-658	Cord Tension Pulley, Baked White Enamel	12, 40, 57, 60, 68
4-814	Arch Rod Inside Mount Support Clip	30, 48	8-664	Traverse Rod Add-A-Slide	12, 43
4-815	Arch Rod Splice	30, 48	8-666	Traverse Rod Slides	12, 43
4-821	Double Support Bracket	36	8-670	Cord Guide	12, 43, 57
4-828	Crystal Clear™ Sash Rod Bracket	30, 48	8-741	Wall Plugs	43
4-841	Wire Valance Support Projects 5"	36	8-742	Toggle Bolts ½" X 2"	43
5-721	Round Cafe Ring 1¼"Boxed	39	8-744	Toggle Bolts ½" X 3"	43
5-740	Round Cafe Ring 1"	39	8-7459	Poly Anchors Bulk	43, 61
5-760	Round Cafe Ring ¾"	39	8-766	Cup Hook Projects ⅝"	44
5-810	Molded Cafe Ring 1¾"Inside Diameter	39	8-767	Cup Hook Projects ⅝" Boxed	44
5-811	Molded Cafe Ring 1¾"Inside Diameter Boxed	39	8-769	Cup Hook Projects 1"	44
5-820	Molded Cafe Ring 1¼"Inside Diameter	39	8-771	Wall Anchor ⅜–½" Walls	43, 61
5-821	Molded Cafe Ring 1¼"Inside Diameter Boxed	39	8-772	Wall Anchor ⅝–1" Walls	43, 61
5-840	Molded Cafe Ring 1"Inside Diameter	39	8-773	Metal Tieback Ring	44
5-860	Molded Cafe Ring ¾"Inside Diameter	39	8-774	Slotted Hex Screws ¾" No. 6	44
7-230	3" Slip In Hook ⅛"Drop	41	8-775	Slotted Hex Screws 1" No. 6	44
7-240	3" Slip In Hook 1" Drop	41	8-777	Slotted Hex Screws 1½" No. 6	44
7-300	Heavy Duty Pin-On Hook	42	8-778	Slotted Hex Screws ½" No. 6	44
7-301	Heavy Duty Pin-On Hook Boxed	42	8-780	Slotted Hex Screws 1" No. 8	44
7-310	Heavy Duty Offset Pin-On Hook	42	8-781	Slotted Hex Screws 1¼" No. 8	44, 61
7-311	Heavy Duty Offset Pin-On Hook Boxed	42	8-782	Slotted Hex Screws 1½" No. 8	44
7-3119	Heavy Duty Offset Pin-On Hook Bulk	42	8-783	Slotted Hex Screws 2" No. 8	44, 61
7-320	Heavy Duty Offset Pin-On Hookw/Pin Setter	42	8-785	Teks Screws ⅝" No. 8–18	44, 61
7-330	Long Pin-On Hook	42	9-039	Nylon Cord No. 5	45, 68
7-331	Long Pin-On Hook Boxed	42	9-041	Nylon Cord No. 4 Bulk 500 Yard Roll	45, 60
7-341	Heavy Duty Long Pin-On Hook Boxed	42	9-043	Polyester Cord No. 3¼"	45
7-351	Pin-On Hook Boxed	42	9-067	Decorative Traverse & Conventional Rod Bracket	15, 45
7-361	Pin-On Hook Offset	42	9-090	10' Crystal Clear™ Rod Section	48
7-3619	Pin-On Hook Bulk	42	9-105	Two-Way Master Carrier	50
7-440	Heavy Duty Jet Pinner Cartridge	41	9-108	One-Way Reversible Master Carrier	50
7-442	Regular Duty Jet Pinner Cartridge	41	9-110	Curved Rod Two-Way Master Carrier	11, 50, 51
7-443	Heavy Duty Jet Pinner Cartridge	41	9-124	Traverse Rod Extension Bracket Projects 17/8–27/8"	11, 49, 57
7-444	Regular Duty Jet Pinner Cartridge	41	9-125	Traverse Rod Bracket Projects 2¾–4¼"	11, 49, 57
7-445	Stainless Steel Hooks	41	9-1259	Traverse Rod Bracket Projects 2¾–4¼" Bulk	49, 57
7-460	Jet Pinner	41	9-128	Double Traverse Rod Bracket	49, 57
8-2089	Hidden Tie Backs Projects 5–8½" Bulk	38	9-1289	Double Traverse Rod Bracket Bulk Pack	49, 57
8-210	Hook & Anchor Projects 7/8"	44	9-129	Traverse Rod Extension Bracket Projects 5–7"	49, 57
8-212	Magic™ Swagholder Projects 4½–8"	38	9-130	Flexible Traverse Rod 10'	48
8-216	Miniature Holdbacks	38	9-133	Traverse Rod Support Bracket Projects 17/8–27/8"	11, 57
8-225	Pin-On Tieback Ring	38	9-1359	Traverse Rod Support Bracket Projects 2¾–4¼"	11, 57
8-246	Cord Cleats Brass	38	9-137	Traverse Rod Support Bracket Projects 5–6½"	57
8-247	Cord Cleats Metal	38	9-138	Double Traverse Rod Support Bracket Projects 2–3" & 5–6½"	57
8-258	Tires for Auto Traverse Mechanisms	45	9-139	Traverse Rod Extension Bracket Projects 5–7"	50, 51, 57
8-291	Decorative Holdbacks Peacock (Plastic)	38	9-140	Universal Stirrup Supports	11, 57
8-511	Weighted Cord Drop Fluted	15, 45, 57	9-165	End Stop	68
8-5149	Unweighted Cord Drop Boxed	12, 45, 57	9-170	Return/Extender Right	68
8-515	Shower Curtain Rings Metal	39	9-171	Return/Extender Left	68
8-530	Lead Weight Fabric Covered	45	9-200	Heavy Duty Track 14' Lengths	50

SECTION 10

NUMERICAL LISTING

Drapery Hardware		2009 Catalog Page	Drapery Hardware		2009 Catalog Page
Item No.	Description		Item No.	Description	
9-201	Heavy Duty Track 10' Lengths	50	9-420	1 ¹ / ₈ " Ceiling Drop Support Bracket	52
9-211	Splice Boxed	50	9-421	Oval Support Bracket Projects 2-3"	52
9-212	End Pulley Ball Bearing	50	9-423	Oval Support Bracket Projects 3 ¹ / ₂ -5"	52
9-213	Heavy Duty End Pulley Ball Bearing	50	9-425	Oval Support Bracket Projects 5-7"	52
9-224	Hold-Tite Stirrups	50	9-427	Support Bracket Projects 6-8"	31, 32, 52
9-231	Support Bracket Projects 2 ¹ / ₂ -4 ¹ / ₄ "	50	9-452	Snap Tape With 7 ¹ / ₂ " Spacing	63
9-235	Double Support Bracket Projects 2-3" & 5-6 ¹ / ₂ "	50	9-453	Snap Tape With 8 ¹ / ₂ " Spacing	63
9-251	2" Mission Metal Bracket	24	9-455	Male Snaps	63
9-300	Regular Duty Track 14' Lengths	51	9-456	Rivets For Male Snaps	63
9-301	Regular Duty Track 10' Lengths	51	9-461	Snap Tape With 4 ¹ / ₄ " Spacing, High Pull Force	63
9-310	Two-Way Master Carrier	11, 51	9-463	Snap Tape With 4 ¹ / ₄ " Spacing, Low Pull Force	63
9-312	One-Way Reversible Master Carrier	11, 51	9-600	3/8" Solid Steel Rodding	53
9-313	Nylon End Pulley	51	9-604	Goose Neck Bracket	53
9-316	Nylon One-Way End Pulley	51	9-612	Barrel Bracket Inside Mount	53
9-317	Ball Bearing End Pulley	51	9-615	Barrel Bracket Outside Mount Projects 3/8"	53
9-319	Ball Bearing Insert Pulley	51	9-623	Super Duty Slimline Cord Draw M-T-M	64
9-321	Rod Splice Boxed	51	9-632	Super Duty Slimline Roll Pleat Cord Draw M-T-M	65
9-324	Hold-Tite Stirrup Outside Mount	10	9-635	Super Duty Slimline Pinch Pleat Cord Draw M-T-M	66
9-325	Stirrups	10, 51	9-650	Super Duty Slimline Cord Draw 14'	60
9-328	End Cap for Ceiling Mount	51	9-651	Super Duty Slimline Cord Draw 10'	60
9-330	Stirrups Projects 1 ⁷ / ₈ -2 ⁷ / ₈ "	51	9-657	Super Duty Slimline Baton Draw 14'	62
9-332	Stirrups Projects 2 ³ / ₄ -4 ¹ / ₄ "	10, 51	9-658	Super Duty Slimline Baton Draw 10'	62
9-336	Double Traverse Bracket Projects 2 ¹ / ₂ -4 ¹ / ₄ " & 5-6 ¹ / ₂ "	51	9-663	Super Duty Slimline Baton Draw M-T-M	64
9-342	Round Overhead Slides	49	9-666	Super Duty Slimline Baton Draw M-T-M	66
9-344	Metal Pendant	49	9-670	Super Duty Slimline Roll Pleat Baton Draw M-T-M	65
9-345	Swivel Snap Pendant Carrier	63	9-803	C-T-M Cord Traverse Aluminum Contrack® Track	67
9-346	Traverse Slides	49	9-804	C-T-M Cord Traverse Aluminum Contrack® Track	67
9-350	Super Duty Slimline Cord Draw Right Pulley Housing	60	9-808	C-T-M Hand Traverse Curved Aluminum Contrack Track	67
9-351	Super Duty Slimline Cord Draw Left Pulley Housing	60	9-819	Two-Way Master Carrier	68
9-353	Super Duty Slimline Cord Draw End Pulley Housing	60	9-8191	Cut-to-Measure Hand Traverse Track 10" Radius Curves	67
9-354	Super Duty Slimline Cord Draw Left Master Carrier	60	9-820	One-Way Master Reversible Carrier	68
9-355	Super Duty Slimline Cord Draw Right Master Carrier	60	9-821	Two-Way Adjustable Master Carrier Down	68
9-356	Super Duty Slimline Cord Draw Left Butt Master Carrier	60	9-822	One-Way Adjustable Master Carrier Down	68
9-357	Super Duty Slimline Cord Draw Right Butt Master Carrier	60	9-823	Ball Bearing Pulley	68
9-358	Super Duty Slimline Cord Draw Track Splice	60	9-824	Two-Way Adjustable Master Carrier Up	68
9-359	Adjustable Wall Bracket Projects 3 ¹ / ₂ -4 ¹ / ₂ "	61, 64, 65, 66	9-826	Ball Bearing Insert Pulley	68
9-360	Ceiling Bracket	61, 64, 65, 66	9-831	One-Way Adjustable Master Carrier Up	68
9-364	Add-A-Slide	49	9-840	Ball Bearing Carrier	69
9-366	Arrow Glide	49	9-849	Ball Bearing Carrier With Hook	69
9-368	Lockslide	49	9-850	Splice For 9-8191 and 9-657 Contrack™ Track	62, 69
9-371	Rod & Roller Shade Bracket Projects 3-4"	51	9-856	Splice For 9-804 Contrack Track	69
9-372	Drop-in Bracket	51	9-857	Splice For 9-808 Contrack Track	69
9-379	Super Duty Slimline Wall Bracket Projects 3 ¹ / ₂ -4 ¹ / ₄ "	62, 64, 65, 66	9-860	Ceiling Bracket	70
9-381	Rolling Carrier for 80% Fullness	63	9-861	Economy Slide	69
9-382	Rolling Carrier for 100% Fullness	63	9-862	Bracket Projects 3"	70
9-383	Rolling Carrier Without Pendant	63	9-865	Double Bracket	70
9-384	Rolling Carrier With Pendant	63	9-880	Multi Duty Rod Cutter	53
9-385	Super Duty Slimline Return Snap Plate	62	9-885	Regular Duty Rod Bending Kit	53
9-386	Super Duty Slimline End Cap	62	9-886	Heavy Duty Rod Bending Kit	53
9-387	Super Duty Right Overlap Master Carrier	62	9-888	Lacing Hook	53
9-388	Super Duty Left Underlap Master Carrier	62	9-897	Hex Head Socket, Magnetic, Improved	53, 61
9-391	Super Duty Slimline Ceiling Bracket	62, 64, 65, 66	9-921	Heavy Duty Two-Way Traverse Rod M-T-M	54
9-395	Rolling Carrier for 120% Fullness	63	9-928	Heavy Duty Two-Way Bay Traverse Rod M-T-M	54
9-396	Horseshoe Clip	62, 63	9-930	Heavy Duty Two-Way Bow Traverse Rod M-T-M	54
9-400	Oval Rodding 9' or 10' Lengths	52	9-932	Flexible Traverse Rod M-T-M	54
9-401	Reversible Elbow Projects 1 ³ / ₄ -2 ³ / ₄ "	52	9-955	Snap-In Ceiling Clip	70
9-403	Reversible Elbow Projects 3 ³ / ₄ -4 ³ / ₄ "	52	9-956	Nut & Bolt	70
9-404	Double Bracket Base	61, 62, 64, 65, 66, 70	9-957	Wall Bracket Projects 3 ¹ / ₂ -4"	70
9-405	Reversible Elbow Projects 5 ³ / ₄ -6 ³ / ₄ "	52	9-973	Baton Draw with Return Extender Rod M-t-M	70
9-406	Spring Socket Boxed	52	9-974	Baton Draw Rod M-T-M	70
9-408	Inside Mount Bracket	52	9-990	Heavy Duty Cord Draw Rod	70
9-409	Sash Rod Bracket Projects 3/4"	52	9-994	Heavy Duty Hand Draw Rod	70
9-413	Push On Bracket	52	9-999	Deluxe Cubicle Track Pre-Assembled	70
9-415	Oval Rod Splice	52			
9-419	Ceiling Drop Support Bracket	52			

INDEX

A Accessories37	Elbows, Oval Rodding52	Regular Duty Traverse Sets10
Alexandria®, 1½"14	Elegance® II, Traverse Rods14	Regular Track 9-300 & Accessories51
Anchors43	Elegance® II Cafe Rods18	Restraining Information83
Angle Irons40	Elite Collection, 1¾"27	Return, Wood Poles26,28
Arch Rods and Components30	End Pulleys50	Rings & Clips39
	Extenders (Curtain Rods).....31,32	Rings for Wood Poles22-25
B Barrel Brackets53		Rod Accessories36
Baton Draw Traverse	F Flex-Rod Sets8,48,54	Rod Cutters53
Rods9,64,66,67,68,70	Frameworks®72-75	Rod Sockets49
Baton draw Slimline64	Frost Dauphine Rods35	Rod Width - General Guidelines5
Batons40,69	Fluted Wood Poles, 1¾"27	Roll Pleat Made-To-Measure Sets65
Bay Curtain Rods32	Fluted Wood Poles, 2"25	Round Sash, ⅞"19
Bay Dauphine® Rods35		Round Spring Tension, ¾"19
Bay Rods, Custom M-t-M54	G Glossary87	Round Spring Tension, ⅞"19
Bending Kits53		
Brackets and Accessories57	H Heavy Duty 9-200 M-T-M50,54	S Sash Brackets19
Brackets, 2"24	Heavy Duty Double Traverse Rod9	Sash Rods19,30,32
Bulk Rods56,58	Heavy Duty One-Way Baton Draw9	Screw Eyes40
	Heavy Duty Track 9-40052	Screws, Plugs, Bolts43,44
C C-Rings (Swag Set)18	Heavy Duty Dauphine® Rods9	Seamless Rodding, C-T-M53
Cafe Clips & Rings18,39	Heavy Duty Traverse Rods8,9,56	Shower & Closet Rods19
Cafe Rod Brackets18	Heavy Duty Two-Way Traverse Rod9	Shower Curtain Rings39
Canopy Rods32	Hex Head Screws, Sockets43,53,61	Shower Spring Tension, 1"19
Center Supports, 2"25	Hidden Tieback Holders38	Single Curtain Rods30
Combination Brackets15,53	Holdbacks22,26,38	Slides49
Combo Dauphine Brackets &	Hooks & Pins41-42	Slides (Traverse)12,43
Supports34		Slotted Hex Washer Head
Connector, Wood Poles26,28	I Insert Pulleys51	Toggle Bolts43
Contrack® Made-To-Measure Sets70		Smooth Wood Poles24,25,27
Contrack Parts67-70	J Jet Pinner, Hooks41	Snap Tape & Accessories63
Contrack®67		Sockets, Brass53
Conversion Kits & Brackets11	L Lead Weights45	Socket, Wood Pole26,28
Cords45,60,68	Lock-Seam Canopy Rod32	Socket, Hex Head53,61
Cord Cleats38	Lock-Seam Curtain Rods31-32	Solid Rodding, ⅜"53
Cord Draw Slimline60	Lock-Seam Double Curtain Rods31	Specialty Window Hardware Kit30
Cord Drops12,15,45,57	Lock-Seam Sash Rods32	Splices30,50,51,52,62,69
Cord Guide (Clear)12,43	Lock-Seam Triple Curtain Rods31	Spring Tension Dauphine35
Cord Tension Pulley12,40,57,60,68	Lockslides, Lock Stop49	Spring Tension Rods19
Cording Diagram83		Stack Pleat Made-To-Measure Sets64
Cornice Bracket40	M Made-to-Measure Sets54	Stackback Chart85
Crystal Clear™ Curtain Rods30	Magic™ Swagholder38	Standard Curtain Rods32
Crystal Clear Mounting Accessories30	Master Carriers & Brackets50-51	Stirrups & Supports10
Crystal Clear Rodding48	Matte Black Finials, 2"24	Super Duty Slimline Track & Parts62-66
Crystal Clear Rod Sets30	Metal Supports28	Super Heavy Duty Rods8,9,56
Cup Hooks44	Metal Tieback Ring44	Super Heavy Duty Traverse Sets8-9
Curtain Rod Brackets, Supports36	Miniature Holdbacks38	Swagholder18,38
Cutting Allowances49	Mission Collection, 2"24	Swagholders and Holdbacks38
		Swivel End Sash Rod32
D Dauphine® Rods9,33-35	O Oval Rodding 9-400 & Accessories52	
Dauphine Rods & Components58	Oval Rodding, C-T-M52	T Tension Pulleys12,40,57,60,68
Dauphine Rods Brackets & Supports34	Oval Spring Tension Rods19	Tenter Hooks40
Decorative Finials, 1¾"27		Teks Screws44
Decorative Holdbacks (Plastic)38	P Plain/Sheer Rod Kit11	Tieback Ring38,44
Decorative Rod Projection Extenders18	Pin-On Tieback Ring38	Tires, Auto Traverse Replacement45
Decorative Rod Projection Extenders45	Pinch Pleat Made-To-Measure Sets66	Tools53
Decorative Traverse Rod Accessories15	Pinner Cartridges41	Tradition, ¾"18
Decorative Traverse Rod Brackets45	Pinsettings41	Tradition Cafe Rods18
Deluxe Cubicle Set70	Poles, Brackets & Rings22-23	Traverse Cord45,60,68
Double Rod Supports36	Poles, Wood22-27	Traverse Rod Accessories12
Dowel Screws26,28	Projection Extenders15,18,45	Traverse Sheer Rod Kit11
Drapery Width - General Guidelines5		Traverse Slides12,43
	R Regal Collection, 2"24	Tradition Traverse Rods14
E Economy Flat Rods34	Regular Duty 9-300 (C-T-M, M-T-M)51	Traditional Woodware22-28
Economy Wide Pocket Rods34	Regular Duty One-Way & Two-Way10	Traverse Replacement Parts45
Elbows, Wood26,28		

INDEX

V	Valance Extender.....	11,36
W	Wall Anchors	43
	Wall Anchors & Screws	61
	Weights, Weighted Tape.....	45
	Windsor Accessory	18
	Windsor Rod Sets	14,18
	Windsor Traverse Rods	14
	Windsor C-Ring Swagholder	18
	Wire Valance Supports	31,32,36
	Wood Accessories	24,25,27
	Wood Brackets, 2"	25
	Wood Finials, 2"	25
	Wood Poles & Parts	22-28
	Wood Pole Brackets, 1 3/8"	27
	Wood Pole Connector	26,28
	Wood Pole Return	26,28
	Wood Pole Rings, 1 3/8"	27
	Wood Pole Socket.....	26,28
	Wood Rings, 2"	24,25

NOTES

NOTES

WARRANTY INFORMATION

DRAPERY HARDWARE LIMITED LIFETIME WARRANTY

OUR WARRANTY TO YOU

Once you are satisfied with your new Graber® drapery hardware and the way it is installed in your home, Springs Window Fashions warrants that your drapery hardware will be free from defects due to faulty workmanship or materials for as long as you own it.

OUR OBLIGATIONS TO YOU

Springs Window Fashions will repair or replace any defective Graber drapery hardware and mail the repaired or replaced items back to you anywhere in the continental United States at no charge.

WARRANTY LIMITATIONS

This warranty does not apply to defects caused by accident, alteration, improper use, abuse, neglect or failure to follow instructions for measuring, installing or using Graber drapery hardware.

FOR WARRANTY SERVICE

Contact your supplying distributor or write to:

Customer Service Center
Springs Window Fashions
Route 405 South, PO Box 8647
Montgomery, PA 17752

Include your name, address, a description of the problem, the date of purchase and the date and conditions under which the problem occurred. A bill of sale, cancelled check or similar record must be provided to verify the original purchase date.

DISCLAIMER

CONSEQUENTIAL, INCIDENTAL AND INDIRECT DAMAGES ARE EXCLUDED TO THE EXTENT PERMITTED BY LAW, WHETHER UNDER THIS LIMITED WARRANTY OR UNDER ANY WARRANTY IMPLIED BY LAW. SOME STATES DO NOT ALLOW THE EXCLUSION OR LIMITATION OF INCIDENTAL OR CONSEQUENTIAL DAMAGES, SO THIS MAY NOT APPLY TO YOU.

OTHER RIGHTS

This Warranty gives you specific legal rights. You may also have other rights which vary from state to state.

DRAPERY HARDWARE COMMERCIAL THREE-YEAR WARRANTY

WARRANTY

Springs Window Fashions warrants that your drapery hardware will be free from defects due to faulty workmanship or materials for a period of three years from the date of purchase.

OUR OBLIGATIONS

Springs Window Fashions LP will repair or replace any defective Graber drapery hardware and mail the repaired or replaced items back to you anywhere in the continental United States at no charge.

WARRANTY LIMITATIONS

This warranty does not apply to defects caused by accident, alteration, improper use, abuse, neglect or failure to follow instructions for measuring, installing or using Graber drapery hardware.

FOR WARRANTY SERVICE

Contact your supplying distributor or write to:

Customer Service Center
Springs Window Fashions
Route 405 South, PO Box 8647
Montgomery, PA 17752

Include your name, address, a description of the problem, the date of purchase and the date and conditions under which the problem occurred. A bill of sale, cancelled check or similar record must be provided to verify the original purchase date.

DISCLAIMER

CONSEQUENTIAL, INCIDENTAL AND INDIRECT DAMAGES ARE EXCLUDED TO THE EXTENT PERMITTED BY LAW, WHETHER UNDER THIS LIMITED WARRANTY OR UNDER ANY WARRANTY IMPLIED BY LAW. SOME STATES DO NOT ALLOW THE EXCLUSION OR LIMITATION OF INCIDENTAL OR CONSEQUENTIAL DAMAGES, SO THIS MAY NOT APPLY TO YOU.

OTHER RIGHTS

This Warranty gives you specific legal rights. You may also have other rights which vary from state to state. To the extent permitted by law, any implied warranties shall be limited to three years.



Graber® is a brand of
SPRINGS WINDOW FASHIONS
the Best Experience Company 

Visit us today at graberblinds.com

Revised 10/2010
19-9900-15 (10/10) 101303