

TRADITIONS® WOOD, ELITE WOOD, COMPOSITE AND LAKE FOREST® FAUX WOOD BLINDS

TABLE OF CONTENTS

FEATURES AND SIZE CONSIDERATIONS		PAGE
Grab® Wood Story		2
Wood Characteristics		2
Product Features		3
Size Considerations: Corded Blinds		4
Size Considerations: Depth Requirements for Inside Mount of Corded Blinds		5
Size Considerations: Cordless Blinds		6
Size Considerations: Wood Vertical Blinds		7
OPTIONS		
Blind Options Chart		8
Control Options		9
Cord and Chain Control and Paired Blinds: Vertical Blinds		10
Cordless Lift Option and Motorized Tilt Control		11
Multiple Blinds on One Headrail		12
NoHoles™, Cut-out Blinds, Control Lengths for Cords and Wands		13
Cloth Tapes		14
Decorative Tassel Options (Wood Blinds Only)		15
Accent Color (Elite Wood Blinds Only) and Custom Color		16
Elite Wood Blinds		17
Bay and Corner Windows		18
Valance Options		19-20
How to Measure and Order Valances and Valance Returns		21
Splicing Requirements and How to Measure a Special Splice Location		22
How to Order Replacement Vane: Wood Vertical Blinds		22
Specialty Shapes: Incline Wire Blinds		23
Specialty Shapes: Angle Top or Bottom		24
Specialty Shapes: Trapezoid, Triangle and Octagon		25
Specialty Shapes: Arched Blinds		26
Specialty Shapes: Ovals and Circles		27
Making a Template and the Template Service		28
GENERAL INFORMATION		
Slat Count Table: 2" Wood Blinds		29
Slat Count Table: 1" Wood Blinds		30
Slat Count Table: 2½" Shutter Style and 2¾" Wood Blinds		31
Stacking Chart and How to Measure for an Uncovered Window: Wood Vertical Blinds		32
Slat Count Table: Traditions® Composite Wood		33
Slat Count Table: Lake Forest® Faux Wood		34
Slat Route and Ladder Count Tables		35-38
Traditions and Elite 1", 2", 2¾" and 2½" Wood Blinds Product Detail		39
Cordless Blinds Product Detail: Wood, Composite and Faux Wood		40
Traditions Elite Wood Vertical Blinds Product Detail		41
Traditions 2" and 2½" Double Bevel Composite Blinds Product Detail		42
Lake Forest 2" and 2½" Premium Faux Wood and 2" and 2½" Faux Wood Blind Product Detail		43
PRICE CHARTS AND OPTIONS PRICING		
Price Group A: Traditions 1" & 2¾" Wood Blinds		45
Price Group B: Traditions 2" Wood Blinds		46
Price Group C: Traditions 2" Wood Blinds – Unique Finishes: Bamboo, Barnwood and Distressed		47
Price Group D: Traditions 2½" Shutter Style Wood Blinds		48
Price Group E: Traditions Elite Wood Vertical Blinds		49
Price Group F: Traditions Elite 2" Wood Blinds		50
Price Group G: Traditions Elite 1" & 2¾" Wood Blinds and 2" Wood Blinds – Glazed Beaded Slat		51
Price Group H: Traditions Elite Authentic American Hardwoods		52
Price Group I & J: Elite Wood Specialty Shape Blinds		53
Price Group K: Traditions 2" Composite Blinds		54
Price Group L: Traditions 2½" Double Bevel Composite Blinds		55
Price Group M: Lake Forest 2" Premium Faux Wood Blinds		56
Price Group N: Lake Forest 2½" Premium Faux Wood Blinds		57
Price Group O: Lake Forest 2" Faux Wood Blinds		58
Price Group P: Lake Forest 2½" Faux Wood Blinds		59
Options Pricing and Custom Color		60
Valances Available with Blind Order		61



Features

THE GRABER® WOOD STORY

Quality of Wood Defines a Blind's Quality

We use only 100% North American hardwood in the construction of our wood blinds because of its light weight, consistent color, hardness, structural stability, and attractive grain.

Sound Forestry Techniques

We work only with foresters who practice "sustained yield forest management" – nearly twice as much hardwood grows as is harvested in the U.S. each year. The volume of hardwoods in American forests today is greater than it was 50 years ago.

Preserving Our Natural Resources

Our Springs Window Fashions (SWF) Wood Products facility consumes recycled sawdust and wood shavings, generating the heat required to dry lumber for a completely self-sufficient manufacturing process. Our Reynosa, Mexico fabrication and finishing facility is 99.7% pollution free, above any U.S. standard.

SWF Wood Products, Grayling, Michigan

We have control over the quality of wood used – we control the process from green lumber to finished blinds. Hardwoods used in crafting Graber wood blinds are kiln dried and moulded at our SWF Wood Products facility in Grayling, Michigan. The wood is dried slowly to strict wood blind specifications because structural change can occur when moisture is removed. Moulding and sanding operations provide the highest quality surface, free of defects.


Spring Window Fashions, Reynosa, Mexico

At our state-of-the art finishing plant in Reynosa, Mexico, components are carefully sorted prior to fabrication for color uniformity and wood characteristics. We sort wood as an end user, rather than a finishing vendor, taking out defects in a climate-controlled building. To finish the blind, we use only high quality paints and stains; on-site certified color technicians provide both application and quality control.

What Makes Graber Traditions® Blinds Different from the Rest?

- Painted and stained wood blinds are made from 100% North American hardwoods, the premier wood used in the construction of blinds
- SWF Wood Products and Finishing facilities provide state-of-the-art technologies and processes
- Expanded choice of finishes with PureGrain™ Finish – vibrant stains that showcase the natural grain of the wood
- Unique valance choices, cloth tapes, specialty shape choices and more
- Traditions Composite blinds have superior strength and moisture resistance
- The best Customer Service team in the industry – trained to answer any question about Graber Traditions blinds
- Limited Lifetime Warranty

GRABER WOOD CHARACTERISTICS



Wood used to manufacture Graber wood blinds has many natural characteristics which make it truly unique... no two pieces of hardwood are alike. The following are all natural characteristics of wood and we do not consider them to be defects:

- Grain – The direction, size, and appearance of wood fibers vary greatly depending on where the wood is cut from within the tree
- Burl Grain – Formed from an irregular growth on the outer edge of the tree
- Bird's Eye – Small area on the surface of the board where fibers are contorted to form circular figures that resemble birds' eyes
- Pin Knots – Vary in size, shape, structure and color
- Mineral Marks – Dark or discolored area caused by minerals which the tree extracts from the water or soil; can be either a streak or a stain, usually blackish blue

Please be assured that these markings in no way affect the durability or the structural integrity of the blind.

Natural variations in color and grain effect are inherent in the beauty of wood. These variations are within established industry guidelines and should be expected. In addition, blinds may stain slightly darker or lighter than the samples shown in the selector.

NOTE: Elite Walnut, Maple and Cherry will have the unique natural variations of these beautiful hardwoods—these variations are to be expected. Blinds made from these materials will undergo a degree of color change over time, further enhancing the beauty of the wood.

Features

TRADITIONS® WOOD BLINDS

- Stained and painted blinds crafted of North American Hardwoods
- Finish highlights the natural characteristics of wood
- 1", 2", 2³/₈" and 2¹/₂" slat sizes available
- Cordless lift option; not available on 1"
- NoHoles™ option available for maximum privacy; not available on 1" or with cordless
- Trapezoid bottomrail for superior closure; not available on 1" or Bamboo Wood
- Decorative cloth tape option; not available on 1" or with cordless or NoHoles
- Decorative tassel selection

ELITE WOOD VERTICAL BLINDS

- Available in all Graber® paints and stains
- Custom color available
- G-71 Super-Vue® headrail features the patented pantograph traversing system to assure proportional spacing of vanes and automatically rotates the vanes when the cord is pulled to traverse the blind
- Unique design features multiple hinges on each vane to ensure they hang straight – without warping or twisting
- One-way or split stack available

ELITE WOOD BLINDS

- Available in all Graber paints and stains
- Sandblast finish available on any paint or stain
- 1", 2", and 2³/₈" slat sizes available
- Custom color available for all slat sizes; not available in Unique finishes
- Cordless lift option; not available on 1"
- NoHoles option available for maximum privacy; not available on 1" or with cordless
- Trapezoid bottomrail for superior closure; not available on 1"
- Decorative cloth tape option; not available on 1" or with cordless or NoHoles
- Decorative tassel selection
- Specialty Shapes
- Beaded Slat: Enhance the beauty of your blind with the rich double beaded design of the beaded slat; 2" only
- Accent Valance and Bottomrail: Complement the window and décor of the room by specifying a different color valance and bottomrail

ELITE WOOD BLINDS - AUTHENTIC HARDWOODS

- 2" wood blinds made from premier North American Hardwoods – Walnut, Maple and Cherry with a clear coat finish that further enhances the wood's beauty
- Cordless lift option
- NoHoles option available for maximum privacy; not available with cordless
- Trapezoid bottomrail for superior closure
- Decorative cloth tape option; not available with cordless or NoHoles
- Decorative tassel selection



TRADITIONS COMPOSITE BLINDS

- Moisture-resistant multiple polymer composite slats
- 2" and 2¹/₂" Double Bevel slat sizes available
- Cordless lift option; not available on 2¹/₂" Double Bevel
- NoHoles option available for maximum privacy; not available with cordless
- Trapezoid bottomrail for superior closure
- Decorative cloth tape option; not available with cordless or NoHoles

LAKE FOREST® FAUX WOOD BLINDS

- Solid or woodgrain moisture-resistant PVC slats
- 2" and 2¹/₂" slat sizes available
- Cordless lift option
- NoHoles option available for maximum privacy; not available with cordless
- Trapezoid bottomrail for superior closure; available on Premium Faux Wood Blinds only
- Rectangular bottomrail; available on Faux Wood Blinds only
- Decorative cloth tape option; not available with cordless or NoHoles



Size Considerations

CORDED BLINDS										
STYLES	Price Group									
		STANDARD CORDED BLIND				CORDED MULTIPLE BLINDS ON ONE HEADRAIL				
		WIDTH		HEIGHT		WIDTH			HEIGHT	
		Min (Exact)	Max	Min	Max	Min Panel (Exact)	Max Panel	Max Blind	Min Blind	Max Blind
TRADITIONS® WOOD BLINDS										
Traditions® 1" Wood Blinds	A	7"	96"	6"	120"	7"	96"	120"	6"	120"
Traditions 2" Wood Blinds	B	7"	96"	10"	120"	7"	96"	120"	10"	120"
Traditions 2" Bamboo, Barnwood and Distressed Wood Blinds	C	7"	96"	10"	120"	7"	96"	120"	10"	120"
Traditions 2¾" Wood Blinds	A	7"	96"	10"	120"	7"	96"	120"	10"	120"
Traditions 2½" Shutter Style Wood Blinds	D	7"	96"	10"	120"	7"	96"	120"	10"	120"
Exceptions: 1" Blinds 7" to 8½" center tilt only; no lift 9" to 13¾" standard or reverse controls only 13½" minimum for same side controls					Exceptions: 2", 2¾", and 2½" Blinds 7" to 11½" center tilt only; no lift 12" to 16" standard or reverse standard controls only 16½" minimum for same side controls 7" to 8½" not available with cloth tapes					
TRADITIONS ELITE WOOD BLINDS										
Elite 1" Wood Blinds	G	7"	96"	6"	120"	7"	96"	120"	6"	120"
Elite 2" Wood Blinds	F	7"	96"	10"	120"	7"	96"	120"	10"	120"
Elite 2" Glazed Beaded Slat Wood Blinds	G	7"	96"	10"	120"	7"	96"	120"	10"	120"
Elite 2" Authentic American Hardwood Blinds	H	7"	96"	10"	120"	7"	96"	120"	10"	120"
Elite 2¾" Wood Blinds	G	7"	96"	10"	120"	7"	96"	120"	10"	120"
Exceptions: 1" Blinds 7" to 9" exact are center tilt only 9½" to 15" standard or reverse controls only 15½" same side control					Exceptions: 2" and 2¾" Blinds 7" to 11½" are center tilt only 12" to 16" standard or reverse standard controls only 16½" minimum for same side controls 7" to 8½" not available with cloth tapes					
TRADITIONS COMPOSITE BLINDS										
2" Composite Blinds	K	7"	96"	10"	120"	7"	96"	120"	10"	120"
2½" Double Bevel Composite Blinds	L	7"	96"	10"	120"	7"	96"	120"	10"	120"
Exceptions: 7" to 11½" center tilt only; no lift 12" to 16" standard or reverse standard controls only 16½" minimum for same side controls 7" to 8½" not available with cloth tapes										
LAKE FOREST® FAUX WOOD BLINDS										
2" Premium Faux Wood Blinds	M	7"	96"	10"	120"	7"	96"	120"	10"	120"
2" Faux Wood Blinds	O	7"	96"	10"	120"	7"	96"	120"	10"	120"
2½" Premium Faux Wood Blinds	N	7"	96"	10"	120"	7"	96"	120"	10"	120"
2½" Faux Wood Blinds	P	7"	96"	10"	120"	7"	96"	120"	10"	120"
Exceptions: 7" to 11½" center tilt only; no lift 12" and wider standard or reverse standard controls only 7" to 8½" not available with cloth tapes										

Size Considerations



CORDED BLINDS

DEPTH REQUIREMENTS FOR INSIDE MOUNT



Blind Type	Headrail Dimensions	 Partially recessed headrail in window casing/molding	 Fully recessed headrail in window casing/molding	
			Flush with Casing (without Valance)*	
		Minimum Depth Mount	Cord	Wand
Traditions® 2" Wood 2" Sandblast Wood 2" Bamboo Wood 2" Distressed and Barnwood Wood	1 5/8" x 2 1/4"	3/4"	2 5/8"	3 3/8"
Traditions 2 3/8" Wood 2 1/2" Shutter Style	1 5/8" x 2 1/4"	3/4"	2 13/16"	–
Traditions 1" Wood	1" x 1 1/2"	3/4"	–	1 7/8"
Elite Wood 2" Wood 2" Beaded Slat 2" Authentic Hardwood	1 5/8" x 2 1/4"	3/4"	2 5/8"	3 3/8"
Elite Wood 2 3/8" Wood	1 5/8" x 2 1/4"	3/4"	2 13/16"	–
Elite Wood 1" Wood	1" x 1"	3/4"	–	1 5/8"
Traditions 2" Composite	1 5/8" x 2 1/4"	3/4"	2 5/8"	3 3/8"
Traditions 2 1/2" Double Bevel Composite	1 5/8" x 2 1/4"	3/4"	2 13/16"	–
Lake Forest® 2" Premium Faux Wood 2" Faux Wood 2 1/2" Premium Faux Wood 2 1/2" Faux Wood	1 5/8" x 2 1/4"	3/4"	2 5/8"	3 3/8"
		3/4"	2 5/8"	3 3/8"
		3/4"	2 13/16"	–

***NOTE:** For measurements of fully recessed headrails with a Valance see Valance Options.


Size Considerations

CORDLESS BLINDS										
STYLES	Price Group									
		CORDLESS BLINDS				CORDLESS MULTIPLE BLINDS ON ONE HEADRAIL				
		WIDTH		HEIGHT		WIDTH			HEIGHT	
		Min (Exact)	Max	Min	Max	Min Panel (Exact)	Max Panel	Max Blind	Min Blind	Max Blind
TRADITIONS® WOOD BLINDS										
Traditions 2" Wood Blinds	B									
Traditions 2" Unique Finishes	C	12"	84"	10"	86"	12"	84"	120"	10"	86"
Traditions 2 ³ / ₈ " Wood Blinds	A									
Traditions 2 ¹ / ₂ " Shutter Style Wood Blinds	D	12"	84"	10"	60"	12"	84"	120"	10"	60"
TRADITIONS ELITE WOOD BLINDS										
Elite 2" Wood Blinds	F	12"	84"	10"	86"	12"	84"	120"	10"	86"
Elite 2 ³ / ₈ " Wood Blinds	G									
Elite Authentic Hardwood Blinds**	H	12"	84"	10"	78"	12"	84"	120"	10"	78"
TRADITIONS COMPOSITE BLINDS										
Traditions 2" Composite Blinds (Maximum 29 sq. ft.)	K	12"	66"	10"	72"	12"	66"	120"	10"	72"
LAKE FOREST® FAUX WOOD BLINDS										
Lake Forest 2" Faux Wood Blinds	M, O	12"	63"	10"	72"	12"	63"	120"	10"	72"
Lake Forest 2 ¹ / ₂ " Faux Wood Blinds	N, P									



** Walnut maximum height 68"

DEPTH REQUIREMENTS FOR INSIDE MOUNT			
Blind Type	Headrail Dimensions	 Partially recessed headrail in window casing/molding Minimum Depth Mount	 Fully recessed headrail in window casing/molding Flush with Casing
Traditions 2", 2 ³ / ₈ " and 2 ¹ / ₂ " Shutter Style Wood Blinds Traditions Elite 2", 2" Beaded Slat and 2 ³ / ₈ " Wood Blinds Traditions 2" Composite Blinds Lake Forest 2" and 2 ¹ / ₂ " Faux Wood Blinds	2" x 2 ¹ / ₄ "	3/4"	2 ³ / ₄ "

Size Considerations

WOOD VERTICAL					
STYLES	Price Group				
		STANDARD BLIND			
		WIDTH		HEIGHT	
		Min Blind (Exact)	Max Track	Min Blind	Max Blind
WOOD					
Elite Wood Vertical Blinds	E	9"	144"*	6"	120"

*Blinds over 96" wide: must be a split stack due to the weight of wood vane

DEPTH REQUIREMENTS FOR INSIDE MOUNT					
Blind Type	Headrail Dimensions	 Partially recessed headrail in window casing/molding Minimum Depth Mount	 Fully recessed headrail in window casing/molding Flush with Casing	Depth needed for Flush Mount Vane	Depth needed for Flush Mount Valance
Elite Wood Vertical Blinds	1 $\frac{3}{8}$ " x 1 $\frac{5}{16}$ "	2 $\frac{3}{8}$ "	3"	3 $\frac{3}{4}$ "	4 $\frac{5}{8}$ "

Options

BLIND OPTIONS: FOR SURCHARGES AND PRICING REFER TO PRICING SECTION

The following is a chart of options for Wood, Composite and Faux Wood blinds. See detailed descriptions on the following pages.

BLIND OPTIONS	Traditions® 1" Wood	Traditions 2" Wood	Traditions 2½" Wood and 2½" Shutter Style	Traditions Elite Wood 1", 2" and 2½"	Traditions 2" Composite	Traditions 2½" Double Bevel Composite	Lake Forest® 2" Premium Faux Wood and Faux Wood	Lake Forest 2½" Premium Faux Wood and Faux Wood
Accent Colors (Valance/Bottomrail)	N/A	N/A	N/A	✓	N/A	N/A	N/A	N/A
Bay and Corner Window	✓	✓	✓	✓	✓	✓	✓	✓
Beaded Slat (2" only; not available with NoHoles)	N/A	N/A	N/A	✓	N/A	N/A	N/A	N/A
Cloth Tapes*	N/A	✓	✓	✓●	✓	✓	✓	✓
Cordless Lift System	N/A	✓	✓	✓●	✓	N/A	✓	✓
Cut-Outs*	✓	✓	✓	✓	✓	✓	✓	✓
Decorative Tassels	✓	✓	✓	✓	N/A	N/A	N/A	N/A
Hold-down Brackets	✓	✓	✓	✓	✓	✓	✓	✓
Motorization	N/A	✓	✓	✓●	✓	N/A	N/A	N/A
Multiple Blinds on One Headrail	✓	✓	✓	✓	✓	✓	✓	✓
NoHoles™*	N/A	✓	✓	✓●	✓	✓	✓	✓
Projection Brackets	✓	✓	✓	✓	✓	✓	✓	✓
Shims	✓+	✓	✓	✓	✓	✓	✓	✓
Sky Pole: Extends to 6½ ft* Extends to 9½ ft*	✓	✓	✓	✓	✓	✓	✓	✓
Specialty Shades	N/A	N/A	N/A	✓	N/A	N/A	N/A	N/A
Valances	✓	✓	✓	✓	✓	✓	✓	✓

N/A – Not Available

✓ – Available





+ – ¾" Projection block

* – Not available with Cordless Lift System

● – Not available with 1"

Options

CONTROL OPTIONS AND LOCATIONS

Control Locations:	Traditions® 1" Wood and Elite 1" Wood	Traditions 2" Wood and Elite 2" Wood	Traditions 2½" Wood, 2½" Shutter Style and Elite 2½" Wood	Traditions 2" Composite	Traditions 2½" Double Bevel Composite	Lake Forest® 2" Premium Faux Wood and Faux Wood	Lake Forest 2½" Premium Faux Wood and Faux Wood	Details
A. Tilt Left, Lift Right	✓	✓	✓	✓	✓	✓	✓	No charge
B. Tilt Right, Lift Left	✓	✓	✓	✓	✓	✓	✓	
C. Both Controls Right	✓	✓	✓	✓	✓	N/A	N/A	
D. Both Controls Left	✓	✓	✓	✓	✓	N/A	N/A	
 <p>Cord Tilt</p>	N/A	✓	✓	✓	✓	✓	✓	Standard cord tilt control on 2", 2½" and 2½" blinds; not available on Cordless Blinds
 <p>Wand Tilt</p>	✓	✓	N/A	✓	N/A	✓	N/A	Standard on 1" Wood Blinds and Cordless Blinds
 <p>Ring Pull</p>	✓	✓	✓	✓	✓	✓	✓	No charge; not available with Cordless Blinds
 <p>Sky Pole Ring Tilt</p>	✓	✓	N/A	✓	N/A	✓	N/A	No charge Sky Pole available for a surcharge for operation of the Ring Tilt; not available with Cordless Blinds

N/A – Not Available
 ✓ – Available

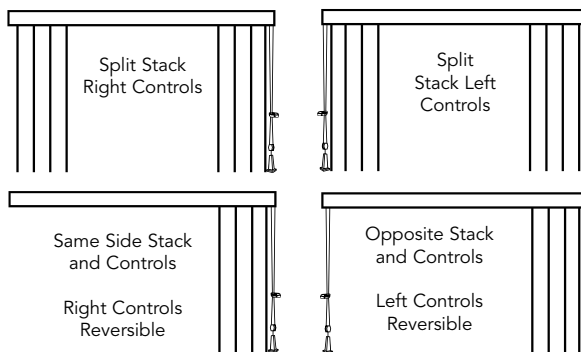
Options

CORD AND CHAIN CONTROL: VERTICAL BLINDS



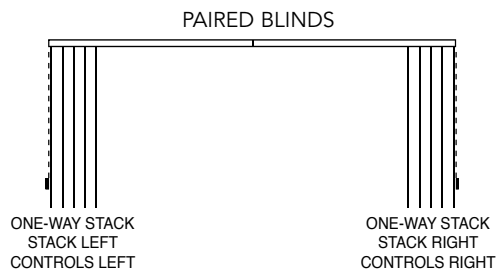
- Cord and chain control standard

Opening	Standard Controls	Optional Controls
Split Stack	Right	Left
One-Way Stack Right	Right	Left
One-Way Stack Left	Left	Right
Opposite Stack and Control	Left Stack/Right Control	Right Stack/Left Control



Chain and traversing cord must be at the same end of the track.

PAIRED BLINDS: VERTICAL BLINDS



- Price as two separate blinds
- Vertical Blinds may be ordered to butt together when dimensions exceed maximum widths
- The appearance of a Split Stack blind can be achieved by pairing two individual One-Way Stack blinds; the center opening point can be either on center or off center
- Paired blinds can also be used when the required width is larger than the maximum width available for a single blind
- Specify Paired Blinds on your order
- Control locations must be same as stack
- Cut-outs not available
- Warranty will be voided if one-way stack is wider than 96"
- Available with One-Way cord and chain only

Options

CORDLESS LIFT OPTION



- **For surcharge, see Price Charts**
- Available on Traditions® and Elite Wood Blind, Composite and Lake Forest® Faux Wood Blinds (Not available on 1" and 2½" Composite)
- Added safety: Cordless blinds offer a safer alternative for homes with children and pets
- Standard wand tilt eliminates all dangling cords
- Easy to use: To lower blind, pull down on the bottomrail. To raise, simply guide the blind into the desired location by gently lifting the bottomrail.
- Not available with NoHoles™, cloth tapes, cut-outs, cord tilt or specialty shapes

	Wood	Composite	Faux Wood
Minimum Width	12" exact	12" exact	12" exact
Maximum Single Blind Width	84"	66"	63"
Maximum Multiple Blinds on One Headrail	120"	120"	120"
Minimum Height	10"	10"	10"
Maximum Height	86"*	72"	72"
Maximum Square Footage	–	29	–

* Maximum height: 2½" Wood Shutter Slat 60"; Elite Cherry and Maple 78"; Elite Walnut 68"

MOTORIZED TILT CONTROL



- **For surcharges, see Motorization Cost and Reference Guide**
- Available on 2", 2¾" and 2½" Shutter Style Wood Blinds and 2" Composite Blinds
- Motorization will only tilt slats; raising or lowering the blind is manual with cord lift
- Blinds can be operated from virtually anywhere in the home
- Provides easy operation of hard-to-reach or large blinds
- Efficiently manages energy (heat gain and loss)
- Tilt slats on groups of multiple blinds simultaneously or individually
- Easily integrated with home-automation systems
- Low voltage motorization requires no costly electrical hard-wiring
- Powered with Battery, Solar Power Kit, Plug-in Transformer or Multi-Motor Transformation Kit
- Motor located on the left side within the headrail. Cord lift is on the right side.
- Multiple blinds on one headrail available; one motor and power source will operate all panels
- Not available with specialty shapes
- Not available with hold-down brackets

Multiple control options available:

- Remote–Telis: convenient, portable control
- Wall switch–Decoflex: control shades/blinds when entering or exiting a room with the simple push of a button
- Timer: Chronis Comfort RTS timer allows you to program operation at certain times of the day
 - To manage heat loss and gain automatically—a great way to reduce your energy bill in any season
 - To protect furniture from UV rays
 - To improve security by making your home look occupied when you're away
- Automation interface: multiple interface options are available to allow your motorized blinds to integrate with third party automation systems.

NOTE: Motorization components and accessories have a five-year limited warranty; excludes batteries.

To use this size Chart:

1. Determine your blind width and height dimensions.
2. Make sure dimensions are within minimum and maximum size specifications listed.
3. Multiply width times height. Round each dimension up to nearest inch for easy calculation to obtain blind size in square inches.
4. Make sure your calculated blind sizes do not exceed the maximum size specifications listed.
5. Multiple blinds on one headrail are allowed if total size is under 96" wide and under the square inches specified. All blinds will operate together with one motor.

Size Specifications

Minimum Width	19" exact
Maximum Blind Width	96"
Minimum Height	10"
Maximum Height	120"
Maximum Size	2" and 2¾": 7,200 sq. in. 2½": 5,760 sq. in.

Options

MULTIPLE BLINDS ON ONE HEADRAIL



- **Surcharge:** Blinds to the left of the bold line on the Price Charts
- **No charge:** Blinds to the right of the bold line on the Price Charts
- Two or more blinds can be installed on a single headrail to provide a practical treatment for larger windows or sliding patio doors.
- Due to weight limitations, some blinds must be manufactured as two or three blinds on one headrail.

Multiple Blinds	Control Locations	Gap
STANDARD CONTROL		
Two on one headrail	Left panel (tilt and lift left) Right panel (tilt and lift right)	¼" (½" on NoHoles™)
Three on one headrail	Left panel (tilt and lift left) Right panel (tilt and lift right) Center panel (tilt left/lift right)	¼" (½" on NoHoles)
CORDLESS LIFT SYSTEM		
Two on one headrail	Left panel (tilt left) Right panel (tilt right)	¼"
Three on one headrail	Left panel (tilt left) Right panel (tilt right) Center panel (tilt left)	¼"

NOTE: Optional control locations may be requested. Lake Forest® 2" Premium Faux Wood and Faux Wood cannot have same side controls

Measuring:

1. Measure overall width of the area to be covered. If space permits, an overlap of 1½" per side is recommended for outside mounts.
2. Measure the width of the area each blind is to cover. Measure and specify the left blind first, continuing to the right. Allow a minimum of ¼" between blinds for operating clearance.
3. Total width of all blinds, plus clearance(s) must equal overall width.
4. Measure height as follows:
 - a. For windows, use standard inside or outside measuring procedures.
 - b. For patio doors, measure height within ¾" of floor, either from ceiling or a point at least 6½" above the door frame. Check slat count table to see if blind will completely clear the doorway.

Ordering:

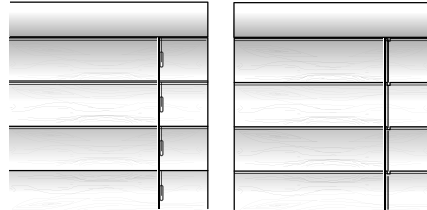
1. Indicate whether two or three blinds are to be mounted on one headrail.
2. Specify total width of headrail.
3. Indicate each panel width separately, specify left blind first, continuing to the right.
4. Specify control positions, if other than standard.
5. Add appropriate surcharge, if to the left of the bold line on the Price Chart.

Options

NOHOLES™ OPTION



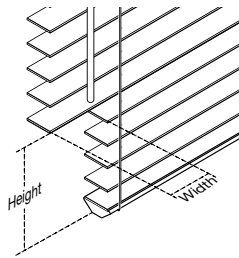
- For surcharge, see Price Charts
- Provides maximum privacy and light control
- The design of the NoHoles option eliminates route holes, providing additional privacy and the best available light control
- Cleaning is simplified by sliding the NoHoles slats out and wiping clean, or keep the slats in place and vacuuming using a soft brush attachment
- Not available on 1" blinds or blinds with Cloth Tape option, Cordless Lift or beaded slat



STANDARD


NOHOLES

CUT-OUT BLINDS



- For surcharge, see Options Pricing
- Maximum cut-out is 1" before route hole or NoHoles™ notch (corner and side cut-outs only)
- Cut-outs are measured with the slats tilted in the closed position for maximum clearance
- The cut-out height may be larger than requested due to slat placement
- Measure height from the bottom of the blind up to the desired location
- Not available with Cordless Lift or Wood Verticals

Note: Standard 3 day manufacturing process time does not apply



Side Cut-out

CONTROL LENGTHS FOR CORDS AND WANDS

Finished Blind Height	Cord Length	Wand Length*
up to 32"	14"	12"
32 $\frac{1}{6}$ – 50"	22"	20"
50 $\frac{1}{6}$ – 70"	32"	30"
70 $\frac{1}{6}$ – 80"	42"	40"
80 $\frac{1}{6}$ – 87"	50"	48"
87 $\frac{1}{6}$ – 99"	62"	60"
99 $\frac{1}{6}$ – 120"	74"	72"

+ Wands over 48" long are a clear plastic

Options

CLOTH TAPES



- For surcharge, see Price Charts
- Large assortment of cloth tapes available
- Decorative option to add to Wood, Composite or Faux Wood Blinds
- See chart below for availability of colors
- Decorative tapes will have pattern visible to room side only

Color Name	Color Number	Backer Color	Elite and Traditions® - 2" Wood - 2" Composite Lake Forest® - 2" Premium Faux Wood - 2" Faux Wood	Elite - 2¾" Wood Traditions - 2¾" Wood - 2½" Shutter Style - 2½" Double Bevel Composite Lake Forest - 2½" Premium Faux Wood - 2½" Faux Wood
1" SOLID TAPES			CLOTH TAPES AVAILABLE AS MARKED	
Beige	1011		✓	
Black	1033		✓	
Cocoa	1297		✓	
Duck White	1136		✓	
Toffee	1296		✓	
1½" SOLID TAPES				
Beige	2011		✓	✓
Black	2033		✓	✓
Chocolate	2353		✓	✓
Cocoa	2297		✓	✓
Dark Grey	2857		✓	✓
Duck White	2136		✓	✓
Light Beige	2137		✓	✓
Light Grey	2861		✓	✓
Maroon	2360		✓	✓
Moss	2500		✓	✓
Navy	2369		✓	✓
Pecan	2403		✓	✓
Taupe	2659		✓	✓
Toffee	2296		✓	✓
Wheat	2710		✓	✓
White	2005		✓	✓
White Smoke	2617	✓	✓	
1½" DECORATIVE TAPES				
Dew Alabaster	N112	Duck White	✓	
Gothic Fawn	L031	White Smoke	✓	
Gothic Nutmeg	L264	Taupe	✓	
Medallion Flax	F541	Light Beige	✓	
Medallion Taupe	F659	Taupe	✓	
Medallion Toffee	F296	Black	✓	
Stripe Nutmeg	H697	Taupe	✓	
Variegated Black	Q033	Black	✓	
Variegated Taupe	Q659	Taupe	✓	
Willow Dark Taupe	G696	Taupe	✓	
Willow Fawn	G031	Light Beige	✓	

NOTE: Not available on speciality shape blinds.

Options

DECORATIVE TASSEL OPTIONS (WOOD BLINDS ONLY)



Standard Tassel

1" wood tassel stained or painted to coordinate with your wood blinds



Brass Tassel

1" antique brass tassel ideal for medium and dark stains and paints

For surcharge, see Options Pricing.

No charge for Elite blinds



Nickel Tassel

1" nickel tassel ideal for light stains and paints

For surcharge, see Options Pricing.

No charge for Elite blinds



Carved Tassel

1" carved wood tassel stained or painted to match color of the blinds

For surcharge, see Options Pricing.

No charge for Elite blinds



Flared Tassel

2¼" long, genuine hardwood tassel painted or stained to match color of the blinds

For surcharge, see Options Pricing.

No charge for Elite blinds

(not available on Authentic Hardwoods)



Ovate Tassel

2¼" long, genuine hardwood tassel painted or stained to match color of the blinds

For surcharge, see Options Pricing.

No charge for Elite blinds

(not available on Authentic Hardwoods)

Options

ACCENT COLOR (TRADITIONS® ELITE WOOD BLINDS ONLY)

- **For surcharge, see Options Pricing**

Complement the window and décor of the room by specifying a different color valance and bottomrail.

Single color only.

CUSTOM COLOR (TRADITIONS ELITE WOOD BLINDS ONLY)

- **For surcharge, see Options Pricing**

Graber® offers the unique option of custom color either paint or stain. Use the following guidelines when placing your order:

1. Complete the Custom Color Match request form. Forms can be found on SWFconnect.com or graberdirect.com.
2. Supply Springs Window Fashions with a color sample labeled with the color name and purchase order number. The sample needs to be at least 2" x 2". For best results, submit a 3" x 3" color sample.
3. Send the order, along with the request form and color sample to:
Springs Window Fashions
ATTN: Graber Custom Color
33 West 3rd Street, Suite 400
Williamsport, PA 17701
4. Approval of the custom color sample is required on orders of six or more blinds. A sample of the custom color will be sent upon request for orders of less than six blinds. If a custom color sample is not requested, the sample provided will be used to manufacture the wood blinds. If the color sample is to be returned, please note this on your order.
5. Custom color samples will be sent for approval approximately two weeks after receiving the original color sample.
6. Once approval is received, fabrication of the custom color blinds will begin.


Options

ELITE WOOD BLINDS

Why Elite Wood Blinds

Carry the magnificence of the room to the window. Elite Wood Blinds are individually finished using a wiping technique to enhance the beauty of the wood and create a truly beautiful blind, as unique as your client. Additional benefits of Elite Wood blinds include:

- Each wood component is finished after being cut and routed for the client's individual blind, creating wood components that are completely sealed from the environment.
- Elite Wood finish is applied using a wiping process rather than flow coat technique. The end result is a hand finished appearance which further enhances the beautiful characteristics of the wood.
- All Graber® Traditions® paint and stain colors are available using this unique finishing style, or create a completely customized blind using the custom color option.



Features

- A unique one of a kind blind featuring slat, valance and bottomrail that are finished after the routing and cutting processes
- Available in all Traditions wood paints and stains
- SureClose® headrail (not available for 1" or cordless) for added strength
- Custom Color is available for 1", 2", 2" Beaded and 2 3/8" slats
- **Beaded Slat:** Enhance the beauty of your blind with the rich double beaded design of the beaded slat (2" only)
- **Accent Valance and Bottomrail:** Complement the window and décor of the room by specifying a different color valance and bottomrail
- Decorative Cloth Tapes (not available on 1" or cordless)
- Cordless lift system – wand tilt standard (not available on 1")
- NoHoles® (not available on 1", 2" Beaded Slat or Cordless blinds)
- High gloss finish
- Sandblast finish
- Decorative tassel selection

How to Order

- Select the finish:
 - Elite
 - Elite High Gloss
 - Sandblast Finish
- Follow the remaining standard ordering instructions to complete the order

NOTE: Due to the nature of the Elite process, blinds and specialty shapes require an extended lead-time. The lead times vary depending on blind sizes and quantities.

Options

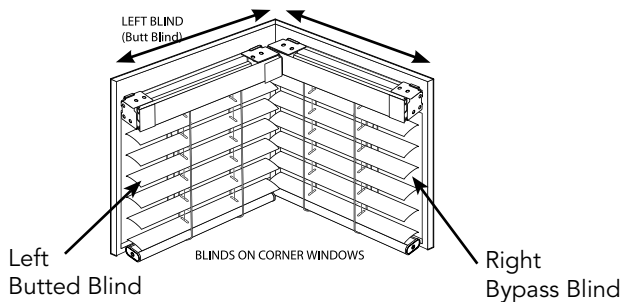
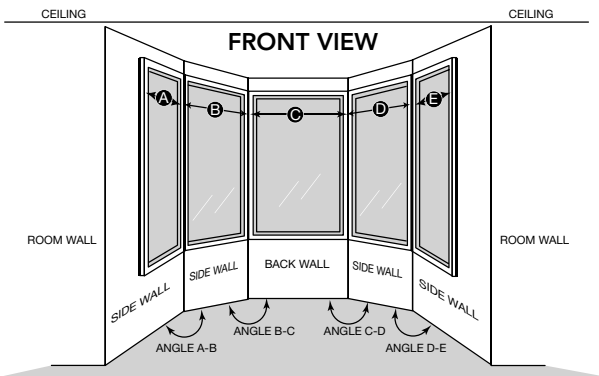
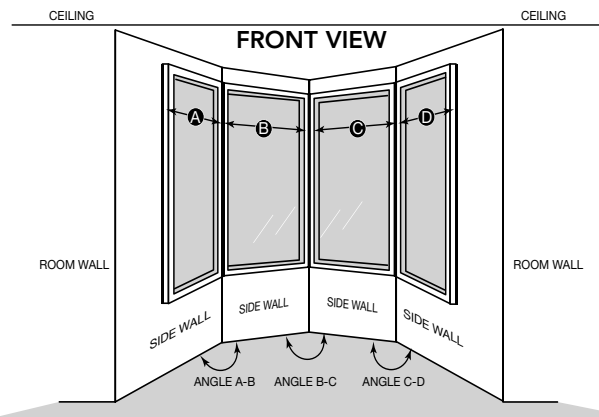
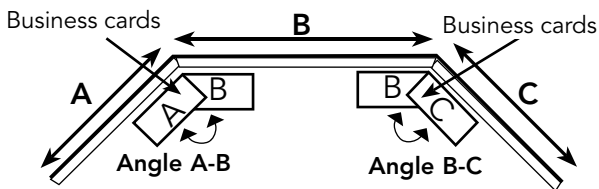
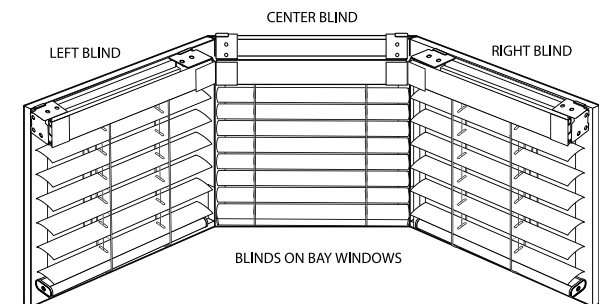
BAY AND CORNER WINDOWS

- Made as individual blinds to fit in bay or corner windows
- Each blind is on an individual headrail and has its own control
- Indicate each blind with bypass or butt. Bypass is the blind mounted into the corner. Butt is the blind butted up to the other blind. Must provide blind location (left and right blind)
- Control locations can be on the right or left side of each blind; placing controls opposite the corner is recommended
- Depending on the angle, some corner blinds cannot be raised to the same height

- Manufacturer will take appropriate deductions for proper fit
- No additional charge
- Valances will be mitered in the corner for finished look
- Cornices and Wood Verticals are not available on bay or corner Windows
- Slat alignment cannot be guaranteed on side by side blinds

Note: If you do not want manufacturer to take deductions DO NOT order as Bay or Corner. Standard manufacturing lead time does not apply.

Measuring Information



Corner Window

Measure:

Width of each window from corner to the point you would like to cover.

Three-sided Bay Window

Measure:

A & C: Width of side windows from the corners to the point you would like the blind to cover.

B: Width of the center window from corner to corner.

Angle A-B: Angle between windows (A) and (B).

Angle B-C: Angle between windows (B) and (C).

Four-sided Bay Window

Measure:

A & D: Width of side windows from the corners to the point you would like the blind to cover.

B & C: Width of each window from corner to corner.

Angle A-B: Angle between windows (A) and (B).

Angle B-C: Angle between windows (B) and (C).

Angle C-D: Angle between windows (C) and (D).

Five-sided Bay Window

Measure:

A & E: Width of side windows from the corners to the point you would like the blind to cover.

B, C & D: Width of each center window from corner to corner.

Angle A-B: Angle between windows (A) and (B).

Angle B-C: Angle between windows (B) and (C).




Angle C-D: Angle between windows (C) and (D).

Angle D-E: Angle between windows (D) and (E).

NOTE: Measure bay angle using protractor or angle finder, or use two business cards in bay corner as illustrated above and fax to customer service.

Options

VALANCE OPTIONS

VALANCE TYPE	BLIND TYPE	Maximum Continuous Width*		TILT TYPE	STANDARD	OPTIONAL	RETURN LENGTH	FULL RECESS DEPTH
		INSIDE MOUNT**	OUTSIDE MOUNT					
 <p>2 1/2" Classic Valance</p> <p>Valance Returns 1/2" to 1": glued 1 1/8" to 4 5/8": optional glued 4 1/4" and greater: not glued Keystone not available</p>	2" Traditions® Bamboo and Barnwood	94 1/4"	93 1/16"	cord	√		2 1/8"	3 1/4"
				wand	√		3 1/16"	3 7/8"
				cordless	√		3 3/8"	3 3/4"
	2" Traditions Composite	106 5/8"	105 3/8"	cord	√		2 1/8"	3 1/4"
				wand	√		3 1/16"	3 7/8"
				cordless		√	3 3/8"	3 3/4"
	2 1/2" Traditions Double Bevel Composite	106 5/8"	105 3/8"	cord	√		3 3/4"	4 1/8"
	2" Lake Forest® Premium Faux Wood and 2" Lake Forest Faux Wood	106 5/8"	105 3/8"	cord	√		2 1/8"	3 1/4"
				wand	√		3 1/16"	3 7/8"
				cordless		√	3 3/8"	3 3/4"
2 1/2" Lake Forest Premium Faux Wood and 2 1/2" Lake Forest Faux Wood	106 5/8"	105 3/8"	cord	√		3 3/4"	4 1/16"	
			cordless		√	3 3/8"	4 3/4"	
 <p>3" Classic Valance</p> <p>Valance Returns 1/2" to 1": glued 1 1/8" to 4 5/8": optional glued 4 1/4" and greater: not glued</p>	1" Traditions Wood	100 1/4"	98 3/8"	wand	√		2 1/8"	2 1/16"
	1" Traditions Elite Wood	100 1/4"	98 3/8"	wand		√	1 3/4"	2 1/16"
	2" Traditions and Elite Wood (optional on Elite for all controls)	100 1/4"	98 3/8"	cord	√		2 1/8"	3 1/4"
				wand	√		3 1/16"	3 7/8"
				cordless		√	3 3/8"	3 3/4"
	2 3/8" Traditions and Elite Wood (Optional on Elite for all controls)	100 1/4"	98 3/8"	cord	√		3 3/4"	4 1/8"
				cordless		√	3 3/8"	3 3/4"
	2 1/2" Traditions Wood Shutter Style	100 1/4"	97 3/4"	cord		√	4"	4 1/16"
				cordless		√	3 5/8"	4"
	Traditions Elite Wood Vertical Blinds	100 1/4"	98 3/8"	N/A		√	5 1/2"	5 13/16"
 <p>3 1/2" Legacy Valance</p> <p>Valance Returns 1/2" to 1": glued 1 1/8" to 4 5/8": optional glued 4 1/4" and greater: not glued</p>	1" Traditions Wood	100 1/4"	98 3/8"	wand		\$	2 1/8"	2 1/2"
	1" Traditions Elite Wood	100 1/4"	98 3/8"	wand		√	1 3/4"	2 1/16"
	2" Traditions and Elite Wood (optional on Elite for all controls and at no charge)	100 1/4"	98 3/8"	cord		\$	2 1/8"	3 1/16"
				wand		\$	3 1/16"	4"
				cordless	√		3 3/8"	4 1/16"
	2" Traditions Elite Authentic American Hardwoods*	100 1/4"	98 3/8"	cord	√		2 1/8"	3 1/16"
				wand	√		3 1/16"	4"
				cordless	√		3 3/8"	4 1/16"
	2" Traditions Distressed*	100 1/4"	98 3/8"	cord	√		2 1/8"	3 1/16"
				wand	√		3 1/16"	4"
				cordless	√		3 3/8"	4 1/16"
	2 3/8" Traditions and Elite Wood (optional on Elite for all controls)	100 1/4"	98 3/8"	cord		√	3 3/4"	4 3/16"
				cordless	√		3 3/8"	4 1/16"
	2 1/2" Traditions Shutter Style	100 1/4"	98 3/8"	cord	√		4"	4 3/4"
				cordless	√		3 3/8"	4 1/16"
Traditions Elite Wood Vertical Blinds	100 1/4"	98 3/8"	N/A		√	5 1/2"	5 13/16"	

√ = No charge

\$ = Surcharge

*Continuous valances wider than sizes shown above will have two or more sections spliced together. Maximum width for spliced valances is 300". Keystones not available with Elite Authentic Hardwood, Distressed, Barnwood, Bamboo, Composite or Faux Wood Valances.

**Assumes no returns on inside mount.

Options

VALANCE OPTIONS

VALANCE TYPE	BLIND TYPE	Maximum Continuous Width*		TILT TYPE	STANDARD	OPTIONAL	RETURN LENGTH	FULL RECESS DEPTH
		INSIDE MOUNT**	OUTSIDE MOUNT					
 <p>4 1/2" Symphony Valance</p> <p>Valance Returns 1/2" to 1": glued 1 1/8" to 4 5/8": optional glued 4 11/16" and greater: not glued</p>	1" Traditions® Wood	100 1/4"	98 3/8"	wand		\$	2 1/8"	2 7/8"
	1" Traditions Elite Wood	100 1/4"	98 3/8"	wand		√	1 3/4"	2 13/16"
	2" Traditions and Elite Wood (No charge for Elite Wood)	100 1/4"	98 3/8"	cord		\$	2 1/8"	3 11/16"
				wand		\$	3 3/8"	4 3/8"
	2 3/8" Traditions and Elite Wood (No charge for Elite Wood)	100 1/4"	98 3/8"	cord		\$	3 3/4"	4 1/16"
				cordless		\$	3 5/8"	4 3/8"
	2 1/2" Traditions Shutter Style	100 1/4"	98 3/8"	cord		\$	4"	4 3/4"
				cordless		\$	3 5/8"	4 3/8"
Traditions Elite Wood Vertical Blinds	100 1/4"	98 3/8"	N/A		\$	5 1/2"	5 13/16"	
 <p>3" Majestic Valance</p> <p>Valance Returns 1/2" to 1": glued 1 1/8" to 4 5/8": optional glued 4 11/16" and greater: not glued Keystone not available</p>	2" Traditions Composite	106 5/8"	105 3/8"	cord		√	2 7/8"	3 5/16"
				wand		√	3 1/8"	4"
				cordless	√		3 1/8"	3 15/16"
	2 1/2" Traditions Double Bevel Composite	106 5/8"	105 3/8"	cord		√	3 3/4"	4 1/2"
	2" Lake Forest® Premium Faux Wood and 2" Lake Forest Faux Wood	106 5/8"	105 3/8"	cord		√	2 7/8"	3 5/16"
				wand		√	3 1/8"	4"
	2 1/2" Lake Forest Premium Faux Wood and 2 1/2" Lake Forest Faux Wood	106 5/8"	105 3/8"	cordless	√		3 1/8"	4"
				cord		√	3 3/4"	4 3/16"
cordless	√		3 5/8"	4 3/16"				
 <p>3 1/8" Beaded Valance</p> <p>Valance Returns 1/2" to 1": glued 1 1/8" to 4 5/8": optional glued 4 11/16" and greater: not glued</p>	1" Traditions Wood	100 1/4"	98 3/8"	wand		√	2 1/8"	2 7/8"
	1" Traditions Elite Wood	100 1/4"	98 3/8"	wand		√	1 3/4"	2 13/16"
	2" Traditions and Elite Wood	100 1/4"	98 3/8"	cord		√	2 1/8"	3 11/16"
				wand		√	3 1/8"	4 3/8"
	2 3/8" Traditions and Elite Wood	100 1/4"	98 3/8"	cordless		√	3 3/8"	4 1/4"
				cord		√	3 3/4"	4 1/16"
	2 1/2" Traditions Shutter Style	100 1/4"	98 3/8"	cordless		√	3 5/8"	4 3/8"
				cord		√	4"	4 3/4"
Traditions Elite Wood Vertical Blinds	100 1/4"	98 3/8"	N/A		√	5 1/2"	6 1/4"	
 <p>3" or 5" Flat Valance</p> <p>Keystone not available</p>	1" Wood Specialty Shape Blinds	N/A	N/A	wand		√	N/A	2 3/4"
	2" Wood Specialty Shape Blinds	N/A	N/A	cord		√	N/A	3 5/8"
				wand		√	N/A	3 5/8"
2 3/8" Wood Specialty Shape Blinds	N/A	N/A	cord		√	N/A	3 5/8"	

√ = No charge

\$ = Surcharge

*Continuous valances wider than sizes shown above will have two or more sections spliced together. Maximum width for spliced valances is 300". Keystones not available with Elite Authentic Hardwood, Distressed, Barnwood, Bamboo, Composite or Faux Wood Valances.

**Assumes no returns on inside mount.

Options

HOW TO MEASURE FOR VALANCE RETURNS

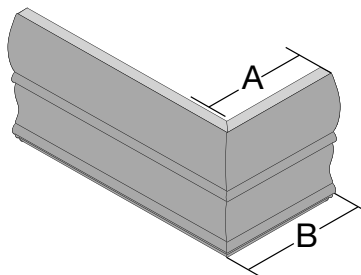
Window depths vary considerably depending on the age and style of the window. **Always** measure the window depth, regardless of the type of window treatment the client is considering. Knowing the depth when the order is placed can help prevent costly errors.

Use the information in your Graber® Pricing and Information Guide for Wood, Composite & Faux Wood to calculate the needed return length (see pages 19 and 20).

To calculate the return length, use this formula:

- [Standard Return Length] minus [Client Window Depth] = Special Return Length to order for Inside Mount Blind

Remember: The smallest return width is ½". The length of a return and the width of a valance are measured on the inside (back side-A) of the valance, not the outside (face-B) of the valance (see diagram at right).



A: Inside Measurement
B: Outside Measurement

HOW TO MEASURE AND ORDER VALANCES

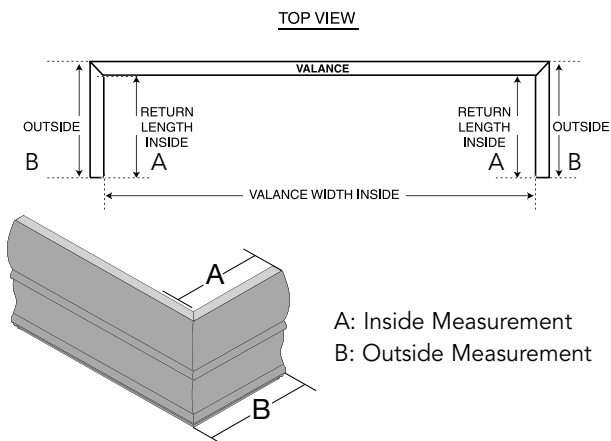
A valance is supplied with your order in one of the following styles, depending on how your blind will be mounted. For a more custom look, the valance and returns may be special ordered to your measurements.

NOTE: Valances with returns are measured and cut from the **INSIDE** of the miter to ensure the most accurate fit when installed over the headrail or window frame.

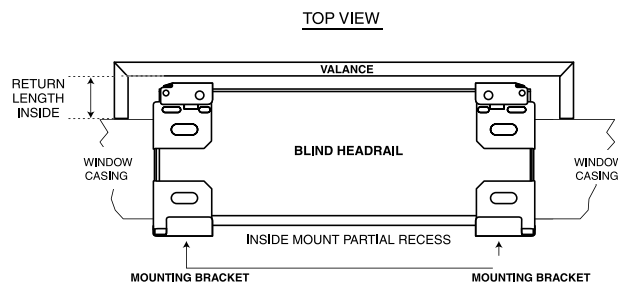
Blinds ordered as an **OUTSIDE MOUNT** will be supplied with returns sized to cover the end of the blind back to the mounting surface. If projection brackets are requested when the blind is ordered, longer returns will be sent automatically. Outside mount blinds are available without returns upon request.

Additional ordering information:

- Please state at the time of order if the valance and return measurements are for the **EXACT** size required so that no additions or deductions are made.
- Different return sizes on the same valance. Always provide **LEFT** return **INSIDE** measurement first when ordering.
- Valance projection is different if the blind has a wand tilter or cord tilter. Please refer to the previous specifications chart for more information.
- **Bay and Corner blinds** - must specify return length on inside mount at time of order.



A: Inside Measurement
B: Outside Measurement



Note: Minimum return length is ½".

Options

SPLICING REQUIREMENTS

Profile	Number of Sections	Number of Keystones	No Returns		With Returns (Inside Dimensions)	
			Minimum	Maximum	Minimum	Maximum
3" Classic Wood Valance	1	0	8"	100 ¹ / ₄ "	8"	98 ³ / ₈ "
3 ⁷ / ₈ " Beaded Wood Valance	2	1	100 ⁵ / ₁₆ "	200 ¹ / ₂ "	98 ⁷ / ₁₆ "	198 ⁵ / ₈ "
3 ¹ / ₂ " Legacy Wood Valance	3	2	200 ⁹ / ₁₆ "	300"	198 ¹¹ / ₁₆ "	298 ⁷ / ₈ "
4 ¹ / ₂ " Symphony Wood Valance						

Outside Mount

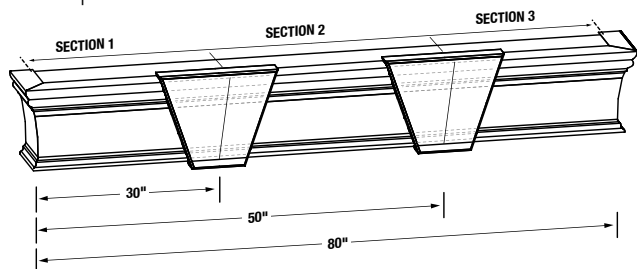
- Wood valances requiring a splice will include a keystone (see chart above for details)
- Keystones are not available on Elite Authentic Hardwood, Distressed Wood, Barnwood and Bamboo Wood, Composite or Faux Wood Valances
- Keystones will be equally spaced unless special splice location is requested
- Optional keystones can be ordered with single piece valances or in addition to required keystones
- Minimum width with a keystone is 12"
- Maximum number of keystones is 3

Inside Mount

- Valances 100¹/₄" exact or wider will require a keystone
- Keystones are not available on Elite Authentic Hardwood, Distressed Wood, Barnwood and Bamboo Wood, Composite or Faux Wood Valances
- Keystones will be equally spaced unless special splice location is requested
- Optional keystones can be ordered with single piece valances or in addition to required keystones
- Minimum width with a keystone is 12"
- Maximum number of keystones is 3

HOW TO MEASURE A SPECIAL SPLICE LOCATION

A keystone is supplied for valance widths that require a splice. Keystones will be equally spaced unless a special splice location is requested at time of order. The placement of the splice will be calculated by the factory using an **INSIDE** measurement from the mitered corner to the location specified on the order.



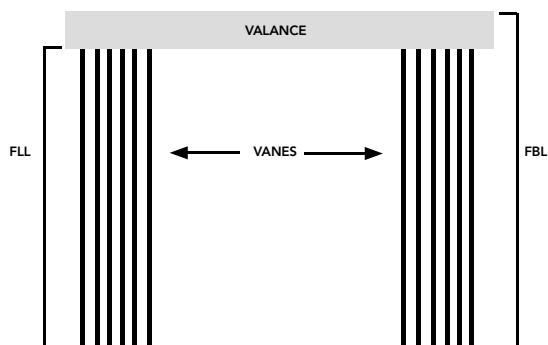
Each splice location should be recorded starting from the **LEFT BACKSIDE** corner.

Example: Overall valance width = 80" backside measurement
 First splice from left = 30" backside measurement
 Second splice from left = 50" backside measurement

For Surcharge, see Options Pricing


NOTE: All measurements need to be from BACKSIDE

REPLACEMENT VANE ORDERING: WOOD VERTICAL BLINDS



FLL = Finished Vane Length/Height – the measurement from the top of the vane to the bottom of the vane. This measurement is approximately 2¹/₄" less than the FBL.

FBL = Finished Blind Length/Height – the measurement from the top of the headrail to the bottom of the vane.



• **For surcharge, see Options Pricing**

How to Measure a Replacement Existing Vane, No Changes

- Measure the vane(s) from tip to tip to determine the exact length/height (FLL)
- Finished vane length (FLL) is measured from top of metal vane clip to the bottom of the vane
- No additional deductions will be taken by manufacturing; vanes will be manufactured to the exact size provided
- Submit the measurement as exact height

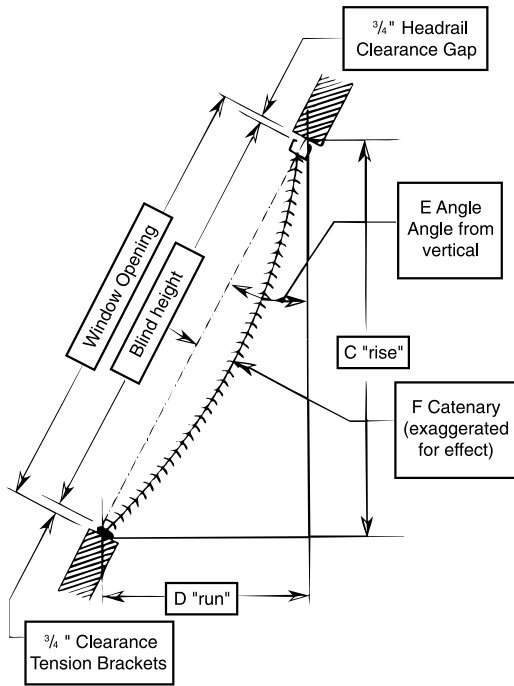
How to Measure a Replacement Existing Vane, Changing the Height of the Vanes

- Measure from top of mounted headrail to bottom of location to be covered
- Record this measurement; this is the Finished Blind Length/Height (FBL)
- Manufacturing will take appropriate deduction so vanes will cover desired area

NOTE: When ordering replacement vanes only, hinge direction must be indicated (up or down).

Options

ELITE WOOD SPECIALTY SHAPES: INCLINE WIRE BLINDS



- Note:** Maximum degree from vertical is 45°.
Blinds over 30° will have marginal tilt.
Blinds over 40° will have marginal lowering.
- Blinds up to 60" will have 2 wires
 - Blinds over 60" will have 4 wires

Options available:

- Decorative Tassels
- Ring Tilt (1" and 2" only)
- Custom Color
- Beaded Slat (2" only)
- High Gloss Finish
- Accent Color

Features

- For pricing see Options Pricing
- Cord tilt standard/wand and ring tilt optional
- Wand control is the Universal Joint attachment
- Width less than 24" cannot have same side controls
- There is a turn buckle in the headrail for adjusting the tension in the wires
- At the bottomrail, there are sill plates that are used to attach the wires to the sill
- Color coordinated box style bracket
- Not available with Cloth Tapes

Incline (tension) Wire Blinds

- Rectangular blinds can lift and tilt; may be used in windows installed vertically to 45 degrees from vertically (maximum)
- Ideal for applications that require stabilized blinds, such as boats

- A. **Width** – Measure the exact inside width of the window casing from one inside edge to the other in three different places. Record the narrowest measurement.
 - B. **Height** – Measure the exact height in three different places from the top edge of the opening to the top of the sill. Record the longest measurement.
 - C. **Rise** – The vertical measurement from the top of a window to the RUN to form a 90 degree angle.
 - D. **Run** – The horizontal measurement from the bottom of a window to the RISE to form a 90 degree angle.
 - E. **Angle** – The degree the window is slanted perpendicular (at a right angle) to the floor.
 - F. **Catenary** – The degree a blind may possibly bow. No measurement needed.
- Must give measurements for A and B. C and D are used to calculate the angle (must be less than 45°).

Measuring Information

Use regular measuring instructions; see Measuring Instructions tab Available on Elite Wood Blinds. 1", 2" and 2 3/8" slats only.

Size Considerations

		Incline Wire	
Minimum Width	16" exact		
Maximum Width	96"		
Minimum Height	10"		
Maximum Height	Blind Width	Max Height	
	16" - 32"	120"	
	32 1/8" - 57"	108"	
	57 1/8" - 92"	102"	
	92 1/8" - 96"	90"	

Depth Requirements

	1"	2"	2 3/8"
Minimum	3/4"	3/4"	3/4"
Flush with Casing	2 1/16"	3 7/8"	3 7/8"

NOTE: Not available with cloth tapes, cordless, cut-outs, multiple blinds on one headrail, NoHoles™ or valances.

Options

ELITE WOOD SPECIALTY SHAPES: ANGLE TOP OR BOTTOM

Features

- For pricing, see Price Charts
- Available in 1", 2" and 2 3/8" slat sizes
- Extruded aluminum headrail
 - 1" slats: 1 1/8" D x 1" H
 - 2" and 2 3/8" slats: 2 1/4" D x 2" H

- SureClose™ headrail is not available
- See below for measuring guidelines
- Not available with cloth tapes, cordless, cut-outs, motorized tilt, NoHoles™ or unique finishes
- Limitations may apply, please contact Customer Service

Controls

- 1" – wand tilt only
- 2" and 2 3/8": cord tilt standard; wand tilt optional
- Standard wood wand lengths are 12", 20", 30" and 40"
- Polycarbonate wands available in lengths over 48"
- Universal joint attachments for wand control
- Wand and cord tilt controls will be approximately one half the length of the long side of the blind. Controls on angle top or angle bottom blinds will be located on the short side of the blind.
- Due to the angle of the headrail, blinds may not operate as smoothly as a standard blind
- Maximum angle is 45°
- Blinds are intended for tilt function only. Due to headrail angle, lift function may not be operable.

Size Considerations

	1"	2"	2 3/8"
Minimum Widths	15"	15"	15"
Minimum Height	10"*	10"*	10"*
Maximum Widths	96"	96"	96"
Maximum Heights	120"	120"	120"

* Long side

Depth Requirements

	1"	2"	2 3/8"
Minimum	3/4"	3/4"	3/4"
Flush with Casing	2 3/4"	3 7/8"	3 7/8"

Mounting Options

- Box mounting brackets available for angle bottom and angle top only
- Blinds under 24" must use hold-down brackets to ensure level installation

NOTE: Due to the nature of the Elite process, blinds and specialty shapes require an extended lead-time. The lead times vary depending on blind sizes and quantities.

Valances



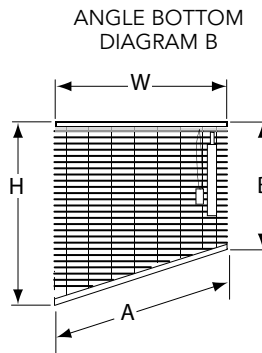
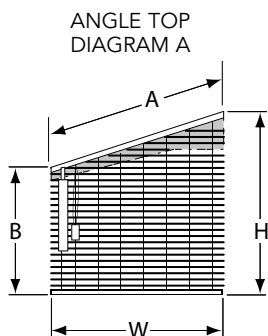
3" FLAT VALANCE

- 1" blinds
- Valance returns are not available.

5" FLAT VALANCE

- 2" and 2 3/8" blinds
- Valance returns are not available.

Angle Top Or Bottom: Measuring Guidelines



Refer to diagrams for illustrations of measurements to include when ordering an angle top or angle bottom blind.

Also specify/include:

- W: Straight width
- B: Length of short side
- H: Length of long side
- A: Angle width

- Inside or outside mount

Options

ELITE WOOD SPECIALTY SHAPES: TRAPEZOID, TRIANGLE AND OCTAGON

Features

- For pricing, see Price Charts
- Available in 1", 2" and 2 3/8" slat sizes
- Extruded aluminum headrail
 - 1" slats: 1 1/8" D x 1" H
 - 2" and 2 3/8" slats: 2 1/4" D x 2" H

- SureClose™ headrail is not available
- See below for measuring guidelines
- Not available with cloth tapes, cordless, cut-outs, motorized tilt, NoHoles™ or unique finishes
- Limitations may apply, please contact Customer Service

Controls

- 1" – wand tilt only
- 2" and 2 3/8": cord tilt standard; wand tilt optional
- Standard wood wand lengths are 12", 20", 30" and 40"
- Polycarbonate wands available in lengths over 48"
- Universal joint attachments for wand control
- Wand and cord tilt controls will be approximately one half the length of the long side of the blind.
- Due to the angle of the headrail, blinds may not operate as smoothly as a standard blind
- Blinds are intended for tilt function only. Due to headrail angle, lift function may not be operable.

Size Considerations

	1"	2"	2 3/8"
Minimum Widths*	15"	15"	15"
Minimum Height	10"	10"	10"
Maximum Widths	96"	96"	96"
Maximum Heights	120"	120"	120"

* Octagon and Trapezoid: 7 1/2" exact minimum for top headrail.

Depth Requirements

	1"	2"	2 3/8"
Minimum	1 1/8"	2 1/4"	2 3/8"
Flush with Casing	2 3/4"	3 3/8"	3 3/8"

Mounting Options

- All shapes receive pre-drilled openings and fasteners for direct mounting.
 - Inside mounts: Pre-drilled openings are located on the underside of the headrail
 - Outside mounts: Pre-drilled openings are located on the front and back face of the headrail

NOTE: Due to the nature of the Elite process, blinds and specialty shapes require an extended lead-time. The lead times vary depending on blind sizes and quantities.

Valances



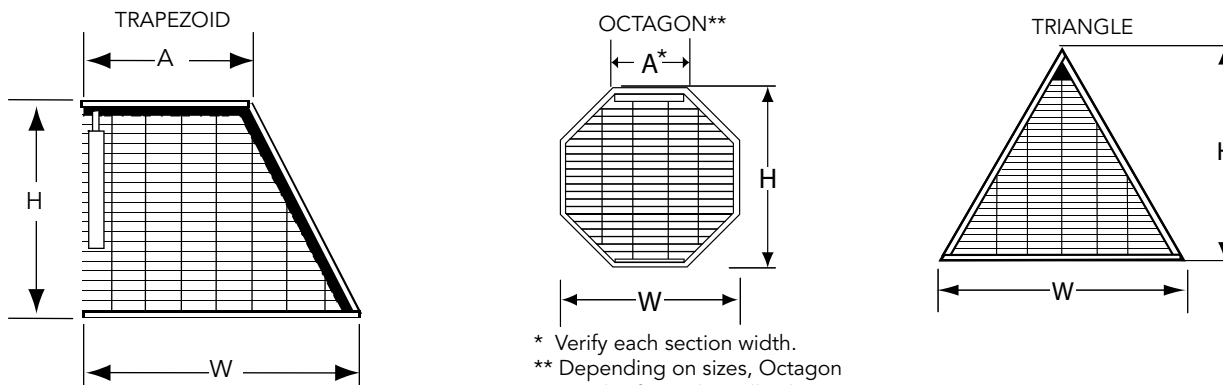
3" FLAT VALANCE

- 1" blinds
- Valance returns are not available.

5" FLAT VALANCE

- 2" and 2 3/8" blinds
- Valance returns are not available.

Trapezoid, Octagon Or Triangle: Measuring Guidelines



* Verify each section width.

** Depending on sizes, Octagon may be framed on all sides. Contact Customer Service.

Refer to diagrams for illustrations of measurements to include when ordering an angle top blind.

W: Bottom width

H: Length of long side

A: Top width

Also specify/include:

- Inside or outside mount
- Control location

Options

ELITE WOOD SPECIALTY SHAPES: ARCHED BLINDS

Features

- For pricing, see Price Charts
- Available in 1", 2" and 2 3/8" slat sizes
- Extruded aluminum headrail
 - 1" slats: 1 1/8" D x 1" H
 - 2" and 2 3/8" slats: 2 1/4" D x 2" H

Controls

- 1" blinds (on 1" headrail): wand tilt only
- 2" and 2 3/8" blinds (on 2" headrail): cord tilt standard; wand tilt optional
- Standard wood wand lengths are 12", 20", 30", and 40"
- Polycarbonate wands are available in lengths over 48"
- Arched blinds as in diagram C, E, F and G (see below) will tilt and lift to the point where the arch begins. Arch blinds as in diagram D will only tilt
- Universal joint wand attachment
- Wand and cord controls will be approximately one half the length of the long side of the blind
- Controls will be located on the low side of the quarter arch
- Due to the angle of the headrail, blinds may not operate as smoothly as a standard blind
- Blinds are intended for tilt function only. Due to headrail angle, lift function may not be operable.

- SureClose™ headrail is not available
- See below for measuring guidelines
- **Not available with cloth tapes, cordless, cut-outs, motorized tilt, NoHoles™ or unique finishes**

NOTE: Due to the nature of the Elite process, blinds and specialty shapes require an extended lead-time. The lead times vary depending on blind sizes and quantities.

Size Considerations

	1"	2"	2 3/8"
Minimum Arch Widths:			
Full Arch	15"	24"	24"
Quarter Arch	13"	15"	15"
Minimum Arch Height:			
Full Arch	10"	12"	12"
Quarter Arch	10"	12"	12"
Maximum Arch Widths	96"		
Maximum Height of Extended Arches, Quarter Arches	120"		

Mounting Options

- When lifting arch blinds over 30 square feet, installation of a safety cleat is recommended to secure the lift cords
- We recommend hold-down brackets for quarter arches less than 24" in width to ensure level installation
- Arches will receive pre-drilled openings and fasteners
 - Inside mounts: Pre-drilled openings are located on the underside of the headrail
 - Outside mounts: Pre-drilled openings are located on the front and back face of the headrail

Depth Requirements

	1"	2"	2 3/8"
Minimum	1 1/8"	2 1/4"	2 3/8"
Flush with Casing	2 3/4"	3 3/8"	3 3/8"

Valances



3" FLAT VALANCE

- 1" blinds
- Valance returns are not available.

5" FLAT VALANCE

- 2" and 2 3/8" blinds
- Valance returns are not available.

Arched Blinds: Measuring Guidelines

DIAGRAM C*
Extended Arch

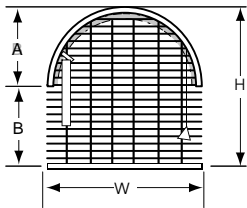


DIAGRAM D
Full Arch or Perfect Arch†

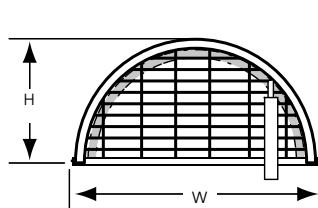


DIAGRAM E
Quarter Arch

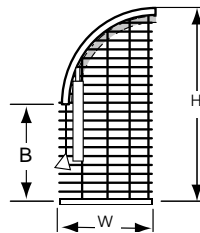


DIAGRAM F*
Eyebrow Arch

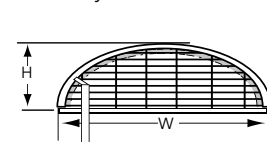
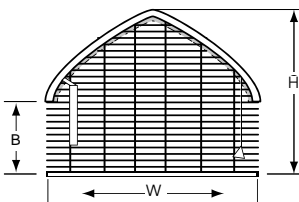


DIAGRAM G^
Gothic Arch



Please refer to diagrams for illustrations of measurements to include when ordering an arched blind.

W: Straight width

B*: Length to springline (point where the arch begins)
Template needs to extend 6" past the springline

H*: Overall height

A: Arch height

Also specify:

- Inside or outside mount
- Control locations

* A + B = H

† Perfect Arch: Height = 1/2 of width

^ Customer must provide template.

Options

ELITE WOOD SPECIALTY SHAPES: OVALS AND CIRCLES

Features

- For pricing, see Price Charts
- Available in 1", 2" and 2½" slat sizes
- Extruded aluminum headrail
 - 1" slats: 1½" D x 1" H
 - 2" and 2½" slats: 2¼" D x 2" H

- SureClose™ headrail is not available
- See below for measuring guidelines
- **Not available with cloth tapes, cordless, cut-outs, motorized tilt, NoHoles™ or unique finishes**

Controls

- 1" blinds (on 1" headrail): Wand tilt only
- 2" and 2½" blinds (on 2" headrail): cord tilt standard; wand tilt optional
- Standard wood wand lengths are 12", 20", 30", and 40"
- Polycarbonate wands are available in lengths over 48"
- Universal joint wand attachment
- Wand and cord controls will be approximately one half the length of the long side of the blind
- Blinds are intended for tilt function only

Size Considerations

	1"	2"	2½"
Minimum Diameter Width or Height	16"	24"	24"
Maximum Diameter Width or Height	72"	72"	72"

Depth Requirements

	1"	2"	2½"
Minimum	1½"	2¼"	2½"
Flush with Casing	2¾"	3⅝"	3⅝"

Mounting Options

- Pre-drilled openings with fasteners
- Inside Mount: Pre-drilled openings are located on the underside of the headrail
- Outside Mount: Pre-drilled openings are located on the front and back face of headrail

NOTE: Blinds less than 16 sq. ft., valance may appear disproportionate in scale.

Due to the nature of the Elite process, blinds and specialty shapes require an extended lead-time. The lead times vary depending on blind sizes and quantities.

Valances



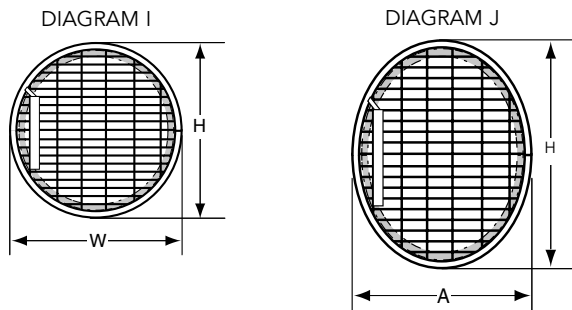
3" FLAT VALANCE

- 1" blinds
- Valance returns are not available.

5" FLAT VALANCE

- 2" and 2½" blinds
- Valance returns are not available.

Circles and Ovals: Measuring Guidelines



Please refer to diagrams for illustrations of measurements to include when ordering a circle or oval blind.

W & H: Provide width and height
 Template required if width and height are not the same

Also specify:

- Inside or outside mount
- Control locations

Options

MAKING A TEMPLATE FOR SPECIALTY BLINDS

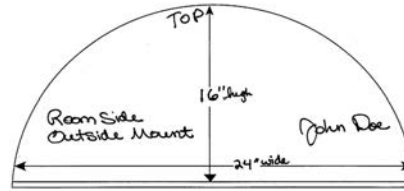
1. Tape butcher paper, Kraft or construction paper over the window opening allowing plenty of overlap.
2. Being careful not to press against the template paper while tracing, draw an exact outline of the window opening. Pressing on the template paper may distort the paper and cause the wrong size to be made.
3. Remove the paper from the window opening. If the shade is an outside mount, add the desired amount of overlap to the window outline and draw a second outline around it to match the shape of the finished shade. **Be sure to erase the inside line.**
4. Mark the dimensions on the template. Check that the template dimensions match your measurements of the actual window opening.

NOTE: Make sure the template is of the window opening, not the glass only measurement.

5. **Cut the shape from the paper.**
6. **PLACE THE TEMPLATE BACK INTO THE WINDOW OPENING TO CHECK FOR PROPER FIT COMPLETELY AROUND.**
7. **Indicate on the template**
 - "room side" and "top" on the template
 - purchase order number
 - customer's name
 - your store name and account number
8. Roll up template and place in a mailing tube.

DO NOT FOLD TEMPLATE.

NOTE: Template of arch top plus 6" beyond springline (point where arch begins). Required for Elongated Arch.



NOTE: This is just a sample for illustration purposes only--other information may be needed for your order.

Mail to: Springs Window Fashions LLC
8467 Rt. 405 Hwy, South
PO Box 500
Montgomery PA 17752-0500
ATTN: Specialty Dept.

NOTE: When mailing, make sure to get a tracking number and note your return address on the mailing tube.

ACCEPTABLE MATERIALS FOR MAKING TEMPLATES:

- Kraft Paper
- Butcher Paper
- Construction Paper

WE WILL NOT ACCEPT TEMPLATES MADE FROM THE FOLLOWING MATERIALS:

- Newspaper
- Plastic
- Wax Paper
- Fabric
- Tissue Paper
- Roofing Paper
- Existing Arch Shades
- Wrapping Paper
- Cardboard
- Poster Board

NOTE: If the material used to make a template stretches, tears easily, will not lay flat or will mark the fabric – **IT WILL NOT BE USED.**

USING THE GRABER TEMPLATE SERVICE

To use the template service, simply:

1. Select Template Service when entering your order online.
2. **Use the template worksheet (located on SWFconnect.com or graberdirect.com) to determine what measurements you need to supply for each shape.**
3. Enter the lettered measurements using line item comments.

For surcharge see Options Pricing

General Information

SLAT COUNT TABLE: 2" WOOD BLINDS

NUMBER OF SLATS	2" Blinds & NoHoles™		2" Blinds with Cordless Lift		NUMBER OF SLATS	2" Blinds & NoHoles	
	Finished Blind Height	Finished Stack Height	Finished Blind Height	Finished Stack Height		Finished Blind Height	Finished Stack Height
5	10 ³ / ₈ "	4 ¹ / ₁₆ "	10 ⁷ / ₈ "	4 ⁷ / ₁₆ "	50	88 ⁵ / ₁₆ "	11 ¹ / ₄ "
6	12 ¹ / ₈ "		12 ⁵ / ₈ "		51	90 ¹ / ₁₆ "	
7	13 ¹³ / ₁₆ "		14 ⁵ / ₁₆ "		52	91 ¹³ / ₁₆ "	
8	15 ¹ / ₁₆ "		16 ¹ / ₁₆ "		53	93 ¹ / ₂ "	
9	17 ⁵ / ₁₆ "		17 ¹³ / ₁₆ "		54	95 ¹ / ₄ "	
10	19 ¹ / ₁₆ "	4 ⁷ / ₈ "	19 ⁹ / ₁₆ "	5 ³ / ₈ "	55	97"	
11	20 ³ / ₄ "		21 ¹ / ₄ "		56	98 ¹¹ / ₁₆ "	
12	22 ¹ / ₂ "		23"		57	100 ⁷ / ₁₆ "	
13	24 ¹ / ₄ "		24 ³ / ₄ "		58	102 ³ / ₁₆ "	
14	25 ¹⁵ / ₁₆ "		26 ⁷ / ₁₆ "		59	103 ⁷ / ₈ "	
15	27 ¹¹ / ₁₆ "		28 ³ / ₁₆ "		60	105 ⁵ / ₈ "	12 ¹³ / ₁₆ "
16	29 ¹ / ₁₆ "		29 ¹⁵ / ₁₆ "		61	107 ³ / ₈ "	
17	31 ³ / ₁₆ "		31 ¹¹ / ₁₆ "		62	109 ¹ / ₈ "	
18	32 ⁷ / ₈ "		33 ³ / ₈ "		63	110 ¹³ / ₁₆ "	
19	34 ⁵ / ₈ "		35 ¹ / ₈ "		64	112 ⁷ / ₁₆ "	
20	36 ³ / ₈ "	6 ¹ / ₂ "	36 ⁷ / ₈ "	7"	65	114 ⁵ / ₁₆ "	
21	38 ¹ / ₁₆ "		38 ¹ / ₁₆ "		66	116"	
22	39 ¹³ / ₁₆ "		40 ¹ / ₁₆ "		67	117 ³ / ₄ "	
23	41 ¹ / ₁₆ "		42 ¹ / ₁₆ "		68	119 ¹ / ₂ "	
24	43 ⁵ / ₁₆ "		43 ¹³ / ₁₆ "		69	121 ¹ / ₄ "	14 ¹ / ₄ "
25	45"		45 ¹ / ₂ "				
26	46 ³ / ₄ "		47 ¹ / ₄ "				
27	48 ¹ / ₂ "		49"				
28	50 ³ / ₁₆ "		50 ¹¹ / ₁₆ "				
29	51 ¹⁵ / ₁₆ "		52 ⁷ / ₁₆ "				
30	53 ¹¹ / ₁₆ "	8 ¹ / ₁₆ "	54 ³ / ₁₆ "	8 ⁵ / ₁₆ "			
31	55 ⁷ / ₁₆ "		55 ¹ / ₁₆ "				
32	57 ¹ / ₈ "		57 ⁵ / ₈ "				
33	58 ³ / ₈ "		59 ³ / ₈ "				
34	60 ⁵ / ₈ "		61 ¹ / ₈ "				
35	62 ⁹ / ₁₆ "		62 ¹³ / ₁₆ "				
36	64 ¹ / ₁₆ "		64 ⁷ / ₁₆ "				
37	65 ¹³ / ₁₆ "		66 ⁹ / ₁₆ "				
38	67 ¹ / ₁₆ "		68 ¹ / ₁₆ "				
39	69 ¹ / ₄ "		69 ³ / ₄ "				
40	71"	9 ⁵ / ₈ "	71 ¹ / ₂ "	10 ¹ / ₈ "			
41	72 ³ / ₄ "		73 ¹ / ₄ "				
42	74 ¹ / ₁₆ "		74 ¹⁵ / ₁₆ "				
43	76 ³ / ₁₆ "		76 ¹¹ / ₁₆ "				
44	77 ¹⁵ / ₁₆ "		78 ¹ / ₁₆ "				
45	79 ¹¹ / ₁₆ "		80 ³ / ₁₆ "				
46	81 ³ / ₈ "		81 ¹ / ₈ "				
47	83 ¹ / ₈ "		83 ³ / ₈ "				
48	84 ⁵ / ₈ "		85 ³ / ₈ "	11 ¹ / ₁₆ "			
49	86 ⁷ / ₁₆ "		N/A				

NOTE: Finished height includes headrail and bottomrail. Excluding Specialty Shapes.

General Information

SLAT COUNT TABLE: 1" WOOD BLINDS

NUMBER OF SLATS	1" Wood Blinds		1" Elite Wood Blinds		NUMBER OF SLATS	1" Wood Blinds		1" Elite Wood Blinds		NUMBER OF SLATS	1" Wood Blinds		1" Elite Wood Blinds	
	Finished Blind Height	Finished Stack Height	Finished Blind Height	Finished Stack Height		Finished Blind Height	Finished Stack Height	Finished Blind Height	Finished Stack Height		Finished Blind Height	Finished Stack Height	Finished Blind Height	Finished Stack Height
10	9 ¹ / ₁₆ "	3 ³ / ₈ "	--	--	56	48 ⁷ / ₁₆ "		48 ⁷ / ₁₆ "		102	87 ¹ / ₂ "		87 ¹ / ₂ "	
11	10 ¹ / ₁₆ "		10 ¹ / ₁₆ "	3 ³ / ₄ "	57	49 ³ / ₈ "		49 ³ / ₈ "		103	88 ³ / ₈ "		88 ³ / ₈ "	
12	11 ¹ / ₄ "		11 ¹ / ₄ "		58	50 ¹ / ₄ "		50 ¹ / ₄ "		104	89 ³ / ₁₆ "		89 ³ / ₁₆ "	
13	12 ¹ / ₈ "		12 ¹ / ₈ "		59	51 ¹ / ₁₆ "		51 ¹ / ₁₆ "		105	90 ¹ / ₁₆ "		90 ¹ / ₁₆ "	
14	12 ¹ / ₁₆ "		12 ¹ / ₁₆ "		60	51 ¹ / ₁₆ "	10 ⁷ / ₈ "	51 ¹ / ₁₆ "	10 ⁷ / ₈ "	106	90 ⁷ / ₈ "		90 ⁷ / ₈ "	
15	13 ¹ / ₁₆ "		13 ¹ / ₁₆ "		61	52 ³ / ₄ "		52 ³ / ₄ "		107	91 ³ / ₄ "		91 ³ / ₄ "	
16	14 ³ / ₈ "		14 ³ / ₈ "		62	53 ³ / ₈ "		53 ³ / ₈ "		108	92 ³ / ₁₆ "		92 ³ / ₁₆ "	
17	15 ¹ / ₂ "		15 ¹ / ₂ "		63	54 ¹ / ₁₆ "		54 ¹ / ₁₆ "		109	93 ¹ / ₁₆ "		93 ¹ / ₁₆ "	
18	16 ³ / ₈ "		16 ³ / ₈ "		64	55 ¹ / ₁₆ "		55 ¹ / ₁₆ "		110	94 ¹ / ₄ "	18 ¹ / ₈ "	94 ¹ / ₄ "	18 ¹ / ₈ "
19	17 ³ / ₁₆ "		17 ³ / ₁₆ "		65	56 ³ / ₁₆ "		56 ³ / ₁₆ "		111	95 ³ / ₈ "		95 ³ / ₈ "	
20	18 ¹ / ₁₆ "	5 ¹ / ₁₆ "	18 ¹ / ₁₆ "	5 ¹ / ₁₆ "	66	57"		57"		112	95 ¹ / ₁₆ "		95 ¹ / ₁₆ "	
21	18 ³ / ₈ "		18 ³ / ₈ "		67	57 ⁷ / ₈ "		57 ⁷ / ₈ "		113	96 ¹ / ₁₆ "		96 ¹ / ₁₆ "	
22	19 ³ / ₄ "		19 ³ / ₄ "		68	58 ¹ / ₁₆ "		58 ¹ / ₁₆ "		114	97 ¹ / ₁₆ "		97 ¹ / ₁₆ "	
23	20 ¹ / ₁₆ "		20 ¹ / ₁₆ "		69	59 ¹ / ₁₆ "		59 ¹ / ₁₆ "		115	98 ¹ / ₂ "		98 ¹ / ₂ "	
24	21 ¹ / ₁₆ "		21 ¹ / ₁₆ "		70	60 ³ / ₈ "	12 ¹ / ₁₆ "	60 ³ / ₈ "	12 ¹ / ₁₆ "	116	99 ³ / ₈ "		99 ³ / ₈ "	
25	22 ¹ / ₄ "		22 ¹ / ₄ "		71	61 ¹ / ₄ "		61 ¹ / ₄ "		117	100 ³ / ₁₆ "		100 ³ / ₁₆ "	
26	23 ¹ / ₈ "		23 ¹ / ₈ "		72	62 ¹ / ₁₆ "		62 ¹ / ₁₆ "		118	101 ¹ / ₁₆ "		101 ¹ / ₁₆ "	
27	24"		24"		73	62 ¹ / ₁₆ "		62 ¹ / ₁₆ "		119	101 ⁷ / ₈ "		101 ⁷ / ₈ "	
28	24 ¹ / ₁₆ "		24 ¹ / ₁₆ "		74	63 ³ / ₄ "		63 ³ / ₄ "		120	102 ³ / ₄ "	19 ¹ / ₁₆ "	102 ³ / ₄ "	19 ¹ / ₁₆ "
29	25 ¹ / ₁₆ "		25 ¹ / ₁₆ "		75	64 ³ / ₈ "		64 ³ / ₈ "		121	103 ³ / ₁₆ "		103 ³ / ₁₆ "	
30	26 ¹ / ₂ "	6 ¹ / ₂ "	26 ¹ / ₂ "	6 ¹ / ₂ "	76	65 ¹ / ₂ "		65 ¹ / ₂ "		122	104 ¹ / ₁₆ "		104 ¹ / ₁₆ "	
31	27 ³ / ₈ "		27 ³ / ₈ "		77	66 ³ / ₁₆ "		66 ³ / ₁₆ "		123	105 ³ / ₁₆ "		105 ³ / ₁₆ "	
32	28 ³ / ₁₆ "		28 ³ / ₁₆ "		78	67 ³ / ₁₆ "		67 ³ / ₁₆ "		124	106 ³ / ₁₆ "		106 ³ / ₁₆ "	
33	29 ¹ / ₁₆ "		29 ¹ / ₁₆ "		79	68"		68"		125	107"		107"	
34	29 ³ / ₈ "		29 ³ / ₈ "		80	68 ⁷ / ₈ "	13 ³ / ₄ "	68 ⁷ / ₈ "	13 ³ / ₄ "	126	107 ¹ / ₁₆ "		107 ¹ / ₁₆ "	
35	30 ³ / ₄ "		30 ³ / ₄ "		81	69 ¹ / ₁₆ "		69 ¹ / ₁₆ "		127	108 ¹ / ₁₆ "		108 ¹ / ₁₆ "	
36	31 ¹ / ₈ "		31 ¹ / ₈ "		82	70 ¹ / ₁₆ "		70 ¹ / ₁₆ "		128	109 ¹ / ₂ "		109 ¹ / ₂ "	
37	32 ¹ / ₁₆ "		32 ¹ / ₁₆ "		83	71 ³ / ₈ "		71 ³ / ₈ "		129	110 ³ / ₈ "		110 ³ / ₈ "	
38	33 ³ / ₁₆ "		33 ³ / ₁₆ "		84	72 ¹ / ₄ "		72 ¹ / ₄ "		130	111 ³ / ₁₆ "	21"	111 ³ / ₁₆ "	21"
39	34 ¹ / ₈ "		34 ¹ / ₈ "		85	73 ³ / ₈ "		73 ³ / ₈ "		131	112 ¹ / ₁₆ "		112 ¹ / ₁₆ "	
40	35"	7 ¹ / ₁₆ "	35"	7 ¹ / ₁₆ "	86	73 ¹ / ₁₆ "		73 ¹ / ₁₆ "		132	112 ¹ / ₁₆ "		112 ¹ / ₁₆ "	
41	35 ¹ / ₁₆ "		35 ¹ / ₁₆ "		87	74 ¹ / ₁₆ "		74 ¹ / ₁₆ "		133	113 ³ / ₄ "		113 ³ / ₄ "	
42	36 ¹ / ₁₆ "		36 ¹ / ₁₆ "		88	75 ³ / ₈ "		75 ³ / ₈ "		134	114 ³ / ₈ "		114 ³ / ₈ "	
43	37 ¹ / ₂ "		37 ¹ / ₂ "		89	76 ¹ / ₂ "		76 ¹ / ₂ "		135	115 ¹ / ₁₆ "		115 ¹ / ₁₆ "	
44	38 ³ / ₈ "		38 ³ / ₈ "		90	77 ¹ / ₁₆ "	15 ³ / ₁₆ "	77 ¹ / ₁₆ "	15 ³ / ₁₆ "	136	116 ³ / ₁₆ "		116 ³ / ₁₆ "	
45	39 ³ / ₁₆ "		39 ³ / ₁₆ "		91	78 ³ / ₁₆ "		78 ³ / ₁₆ "		137	117 ³ / ₈ "		117 ³ / ₈ "	
46	40 ¹ / ₁₆ "		40 ¹ / ₁₆ "		92	79"		79"		138	118"		118"	
47	40 ¹ / ₁₆ "		40 ¹ / ₁₆ "		93	79 ⁷ / ₈ "		79 ⁷ / ₈ "		139	118 ³ / ₁₆ "		118 ³ / ₁₆ "	
48	41 ³ / ₄ "		41 ³ / ₄ "		94	80 ³ / ₄ "		80 ³ / ₄ "		140	119 ¹ / ₁₆ "	22 ¹ / ₁₆ "	119 ¹ / ₁₆ "	22 ¹ / ₁₆ "
49	42 ³ / ₈ "		42 ³ / ₈ "		95	81 ¹ / ₁₆ "		81 ¹ / ₁₆ "		141	120 ¹ / ₂ "		120 ¹ / ₂ "	
50	43 ¹ / ₁₆ "	9 ³ / ₈ "	43 ¹ / ₁₆ "	9 ³ / ₈ "	96	82 ¹ / ₁₆ "		82 ¹ / ₁₆ "						
51	44 ³ / ₁₆ "		44 ³ / ₁₆ "		97	83 ¹ / ₄ "		83 ¹ / ₄ "						
52	45 ¹ / ₈ "		45 ¹ / ₈ "		98	84 ¹ / ₈ "		84 ¹ / ₈ "						
53	46"		46"		99	84 ¹ / ₁₆ "		84 ¹ / ₁₆ "						
54	46 ¹ / ₁₆ "		46 ¹ / ₁₆ "		100	85 ¹ / ₁₆ "	16 ³ / ₈ "	85 ¹ / ₁₆ "	16 ³ / ₈ "					
55	47 ¹ / ₁₆ "		47 ¹ / ₁₆ "		101	86 ³ / ₈ "		86 ³ / ₈ "						

General Information

SLAT COUNT TABLE: 2½" SHUTTER STYLE AND 2¾" WOOD BLINDS

Number of slats	2¾" Wood and 2¾" Elite Wood Blinds & NoHoles™/Cloth Tapes		2½" Wood Blinds & NoHoles/Cloth Tapes		Number of slats	2¾" Wood and 2¾" Elite Wood Blinds & NoHoles/Cloth Tapes		2½" Wood Blinds & NoHoles/Cloth Tapes	
	Finished Blind Height	Finished Stack Height	Finished Blind Height	Finished Stack Height		Finished Blind Height	Finished Stack Height	Finished Blind Height	Finished Stack Height
5	11 ³ / ₁₆ "	4 ¹ / ₁₆ "	11 ¹ / ₄ "	4 ¹ / ₁₆ "	33	71 ³ / ₈ "		71 ¹ / ₁₆ "	
6	13 ⁵ / ₁₆ "		13 ³ / ₈ "		34	73 ¹ / ₂ "		73 ³ / ₁₆ "	
7	16 ¹ / ₁₆ "		16		35	75 ⁵ / ₈ "		75 ¹ / ₁₆ "	
8	18 ³ / ₁₆ "		18 ¹ / ₈ "		36	77 ³ / ₄ "		77 ¹¹ / ₁₆ "	
9	20 ⁵ / ₁₆ "		20 ¹ / ₄ "		37	79 ⁵ / ₈ "		79 ¹³ / ₁₆ "	
10	22 ⁷ / ₁₆ "	4 ⁷ / ₈ "	22 ³ / ₈ "	4 ⁷ / ₈ "	38	82		81 ¹⁵ / ₁₆ "	
11	24 ⁹ / ₁₆ "		24 ⁹ / ₁₆ "		39	84 ¹ / ₈ "		84 ¹ / ₁₆ "	
12	26 ¹¹ / ₁₆ "		26 ¹¹ / ₁₆ "		40	86 ¹ / ₄ "	9 ⁵ / ₈ "	86 ³ / ₁₆ "	9 ⁵ / ₈ "
13	28 ¹³ / ₁₆ "		28 ¹³ / ₁₆ "		41	88 ³ / ₈ "		88 ⁵ / ₁₆ "	
14	30 ¹⁵ / ₁₆ "		30 ¹⁵ / ₁₆ "		42	90 ¹ / ₂ "		90 ⁷ / ₁₆ "	
15	33 ¹ / ₈ "		33 ¹ / ₁₆ "		43	92 ³ / ₈ "		92 ¹ / ₁₆ "	
16	35 ¹ / ₄ "		35 ³ / ₁₆ "		44	94 ³ / ₄ "		94 ¹¹ / ₁₆ "	
17	37 ³ / ₈ "		37 ⁵ / ₁₆ "		45	96 ⁵ / ₈ "		96 ¹³ / ₁₆ "	
18	39 ¹ / ₂ "		39 ¹ / ₁₆ "		46	99		98 ¹⁵ / ₁₆ "	
19	41 ⁵ / ₈ "		41 ⁹ / ₁₆ "		47	101 ¹ / ₈ "		101 ¹ / ₁₆ "	
20	43 ³ / ₄ "	6 ¹ / ₂ "	43 ¹¹ / ₁₆ "	6 ¹ / ₂ "	48	103 ¹ / ₄ "		103 ³ / ₁₆ "	
21	45 ⁵ / ₈ "		45 ¹³ / ₁₆ "		49	105 ³ / ₈ "		105 ⁵ / ₁₆ "	
22	48		47 ¹⁵ / ₁₆ "		50	107 ¹ / ₂ "	11 ¹ / ₄ "	107 ⁷ / ₁₆ "	11 ¹ / ₄ "
23	50 ⁵ / ₈ "		50 ¹ / ₁₆ "		51	109 ⁵ / ₈ "		109 ⁹ / ₁₆ "	
24	52 ¹ / ₄ "		52 ³ / ₁₆ "		52	111 ³ / ₄ "		111 ¹¹ / ₁₆ "	
25	54 ³ / ₈ "		54 ⁵ / ₁₆ "		53	113 ⁵ / ₈ "		113 ¹³ / ₁₆ "	
26	56 ¹ / ₂ "		56 ⁷ / ₁₆ "		54	116		115 ¹⁵ / ₁₆ "	
27	58 ⁵ / ₈ "		58 ⁹ / ₁₆ "		55	118 ⁵ / ₈ "		118 ¹ / ₁₆ "	
28	60 ³ / ₄ "		60 ¹¹ / ₁₆ "		56	120 ¹ / ₄ "	12 ³ / ₁₆ "	120 ³ / ₁₆ "	12 ³ / ₁₆ "
29	62 ⁵ / ₈ "		62 ¹³ / ₁₆ "						
30	65"	8 ¹ / ₁₆ "	64 ¹⁵ / ₁₆ "	8 ¹ / ₁₆ "					
31	67 ¹ / ₈ "		67 ¹ / ₁₆ "						
32	69 ¹ / ₄ "		69 ³ / ₁₆ "						

General Information

STACKING CHART AND HOW TO MEASURE FOR AN UNCOVERED WINDOW: WOOD VERTICAL BLINDS

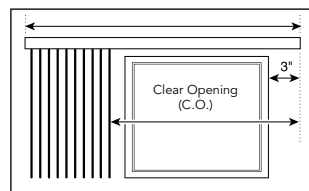
No. of Louvers	Vertical Vane Stacking Chart			
	One-Way		Split-Stack	
	CO	FBW	CO	FBW
3	7 $\frac{1}{8}$	10 $\frac{1}{2}$		
4	9 $\frac{3}{4}$	13 $\frac{5}{8}$	7 $\frac{7}{8}$	13 $\frac{1}{4}$
5	12 $\frac{3}{8}$	16 $\frac{3}{4}$		
6	15 $\frac{1}{8}$	19 $\frac{7}{8}$	13 $\frac{3}{8}$	19 $\frac{1}{2}$
7	17 $\frac{3}{4}$	23		
8	20 $\frac{5}{8}$	26 $\frac{1}{8}$	18 $\frac{5}{8}$	25 $\frac{3}{4}$
9	23	29 $\frac{1}{4}$		
10	25 $\frac{5}{8}$	32 $\frac{3}{8}$	23 $\frac{3}{8}$	32
11	28 $\frac{1}{4}$	35 $\frac{1}{2}$		
12	30 $\frac{3}{8}$	38 $\frac{5}{8}$	29	38 $\frac{1}{4}$
13	33 $\frac{1}{2}$	41 $\frac{3}{4}$		
14	36 $\frac{1}{8}$	44 $\frac{7}{8}$	34 $\frac{1}{4}$	44 $\frac{1}{2}$
15	38 $\frac{3}{4}$	48		
16	41 $\frac{3}{8}$	51 $\frac{1}{8}$	39 $\frac{1}{2}$	50 $\frac{3}{4}$
17	44	54 $\frac{1}{4}$		
18	46 $\frac{5}{8}$	57 $\frac{3}{8}$	44 $\frac{3}{4}$	57
19	49 $\frac{1}{4}$	60 $\frac{1}{2}$		
20	51 $\frac{5}{8}$	63 $\frac{5}{8}$	50	63 $\frac{1}{4}$
21	54 $\frac{1}{2}$	66 $\frac{3}{4}$		
22	57 $\frac{1}{4}$	69 $\frac{5}{8}$	55 $\frac{1}{4}$	69 $\frac{1}{2}$
23	59 $\frac{5}{8}$	73		
24	62 $\frac{1}{2}$	76 $\frac{1}{8}$	60 $\frac{1}{2}$	75 $\frac{3}{4}$
25	65 $\frac{5}{8}$	79 $\frac{1}{4}$		
26	67 $\frac{3}{4}$	82 $\frac{3}{8}$	65 $\frac{3}{4}$	82
27	70 $\frac{5}{8}$	85 $\frac{1}{2}$		
28	73	88 $\frac{5}{8}$	71 $\frac{1}{8}$	88 $\frac{1}{4}$
29	75 $\frac{5}{8}$	91 $\frac{3}{4}$		
30	78 $\frac{1}{4}$	94 $\frac{7}{8}$	76 $\frac{5}{8}$	94 $\frac{1}{2}$
31	80 $\frac{5}{8}$	98		
32	83 $\frac{1}{2}$	101 $\frac{1}{8}$	81 $\frac{1}{2}$	100 $\frac{3}{4}$
33	86 $\frac{1}{8}$	104 $\frac{1}{4}$		
34	88 $\frac{3}{4}$	107 $\frac{5}{8}$	86 $\frac{5}{8}$	107
35	91 $\frac{3}{8}$	110 $\frac{1}{2}$		
36	94	113 $\frac{5}{8}$	92 $\frac{5}{8}$	113 $\frac{1}{4}$
37	96 $\frac{5}{8}$	116 $\frac{3}{4}$		
38	99 $\frac{1}{4}$	119 $\frac{5}{8}$	97 $\frac{5}{8}$	119 $\frac{1}{2}$
39	101 $\frac{5}{8}$	123		
40	104 $\frac{5}{8}$	126 $\frac{1}{8}$	102 $\frac{5}{8}$	125 $\frac{3}{4}$
41	107 $\frac{1}{4}$	129 $\frac{1}{4}$		
42	109 $\frac{5}{8}$	132 $\frac{3}{8}$	107 $\frac{5}{8}$	132
43	112 $\frac{1}{2}$	135 $\frac{1}{2}$		
44	115 $\frac{1}{8}$	138 $\frac{5}{8}$	113 $\frac{1}{8}$	138 $\frac{1}{4}$
45	117 $\frac{3}{4}$	141 $\frac{3}{4}$		
46	119 $\frac{1}{2}$	144	117 $\frac{5}{8}$	144

1. Determine the clear opening width for one-way stack or split stack (See diagrams) - the additional 3" shown for privacy is recommended if ordering one-way stack.
2. Match the clear opening width dimension found under CO column. For even spacing, round up width measurement to the next size in the stack chart. Split stack will have even numbers of vanes.
3. Order the corresponding dimension found in the FBW (Finished Blind Width) column.

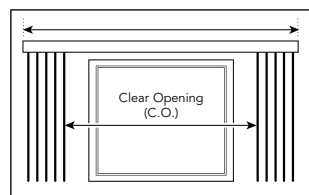
Example: One-Way Stack if determined width for clear opening window view is 54 $\frac{1}{2}$ ", order width needed to provide full unobstructed view is 66 $\frac{3}{4}$ ".

NOTE: For one-way stack blinds add an additional 3" to the Clear Opening) **before** calculating the Finished Blind Width.

One-Way Stack Finished Blind Width (FBW)



Split-Stack
(recommended for balanced appearance)
Finished Blind Width (FBW)



General Information

SLAT COUNT TABLE: TRADITIONS® COMPOSITE WOOD

NUMBER OF SLATS	2" Traditions Composite Blinds & NoHoles™/ Cloth Tapes		2½" Traditions Double Bevel Blinds & NoHoles/ Cloth Tapes		NUMBER OF SLATS	2" Traditions Composite Blinds & NoHoles/ Cloth Tapes		2½" Traditions Double Bevel Blinds & NoHoles/ Cloth Tapes	
	Finished Blind Height	Finished Stack Height	Finished Blind Height	Finished Stack Height		Finished Blind Height	Finished Stack Height	Finished Blind Height	Finished Stack Height
4	10⅞"	4⅛"	11⅛"	4⅛"	45	81⅞"		99⅞"	
5	12⅞"		14⅛"		46	83⅞"		101¼"	
6	13⅞"		16⅛"		47	84⅞"		103⅞"	
7	15⅞"		18⅞"		48	86⅞"		105½"	
8	17⅞"		20⅞"		49	88⅞"		107⅞"	
9	19⅞"		22⅞"		50	90⅞"	11⅞"	109¼"	11⅞"
10	20¾"	5⅞"	24⅛"	5⅞"	51	91⅛"		111⅞"	
11	22½"		26⅛"		52	93½"		114"	
12	24¼"		28⅞"		53	95¼"		116⅞"	
13	25⅞"		31⅞"		54	97"		118¼"	
14	27⅞"		33⅞"		55	98⅞"		120⅞"	12⅞"
15	29⅞"		35⅞"		56	100⅞"			
16	31⅞"		37⅞"		57	102⅞"			
17	32⅞"		39⅞"		58	103⅞"			
18	34⅞"		41⅞"		59	105⅞"			
19	36⅞"		43⅞"		60	107⅞"	13"		
20	38⅞"	6⅞"	46"	6⅞"	61	109⅞"			
21	39⅞"		48⅞"		62	110⅞"			
22	41⅞"		50¼"		63	112⅞"			
23	43⅞"		52⅞"		64	114⅞"			
24	45"		54½"		65	116"			
25	46¾"		56⅞"		66	117¼"			
26	48½"		58¼"		67	119½"			
27	50⅞"		60⅞"		68	121¼"	14¼"		
28	51⅞"		63"						
29	53⅞"		65⅞"						
30	55⅞"	8¼"	67¼"	8¼"					
31	57⅞"		69⅞"						
32	58⅞"		71½"						
33	60⅞"		73⅞"						
34	62⅞"		75¾"						
35	64⅞"		77⅞"						
36	65⅞"		80"						
37	67⅞"		82⅞"						
38	69¼"		84¼"						
39	71"		86⅞"						
40	72¾"	9⅞"	88½"	9⅞"					
41	74⅞"		90⅞"						
42	76⅞"		92¼"						
43	77⅞"		94⅞"						
44	79⅞"		97"						

General Information

SLAT COUNT TABLE: LAKE FOREST® FAUX WOOD

NUMBER OF SLATS	2" Lake Forest Premium Faux Wood and Faux Wood Blinds & NoHoles™/Cloth Tapes		2½" Lake Forest Premium Faux Wood and Faux Wood Blinds & NoHoles/Cloth Tapes		NUMBER OF SLATS	2" Lake Forest Premium Faux Wood and Faux Wood Blinds & NoHoles/Cloth Tapes		2½" Lake Forest Premium Faux Wood and Faux Wood Blinds & NoHoles/Cloth Tapes	
	Finished Blind Height	Finished Stack Height	Finished Blind Height	Finished Stack Height		Finished Blind Height	Finished Stack Height	Finished Blind Height	Finished Stack Height
4	10⅝"	4⅛"	11⅛"	4⅛"	45	81⅝"		99⅝"	
5	12⅝"		14⅛"		46	83⅝"		101¼"	
6	13⅜"		16⅜"		47	84⅞"		103⅜"	
7	15⅛"		18⅞"		48	86⅞"		105½"	
8	17⅛"		20⅞"		49	88⅞"		107⅝"	
9	19⅛"		22⅞"		50	90⅞"	11⅜"	109¾"	11⅜"
10	20¾"	5⅛"	24⅞"	5⅛"	51	91⅞"		111⅞"	
11	22½"		26⅞"		52	93½"		114"	
12	24¼"		28⅞"		53	95¼"		116⅞"	
13	25⅝"		31⅞"		54	97"		118¼"	
14	27⅞"		33⅞"		55	98⅞"		120⅞"	12⅝"
15	29⅞"		35⅞"		56	100⅞"			
16	31⅞"		37⅞"		57	102⅞"			
17	32⅞"		39⅞"		58	103⅞"			
18	34⅞"		41⅞"		59	105⅞"			
19	36⅞"		43⅞"		60	107⅞"	13"		
20	38⅞"	6⅞"	46"	6⅞"	61	109⅞"			
21	39⅞"		48⅞"		62	110⅞"			
22	41⅞"		50⅞"		63	112⅞"			
23	43⅞"		52⅞"		64	114⅞"			
24	45"		54⅞"		65	116"			
25	46¾"		56⅞"		66	117¾"			
26	48½"		58¾"		67	119½"			
27	50⅞"		60⅞"		68	121¼"	14¼"		
28	51⅞"		63"						
29	53⅞"		65⅞"						
30	55⅞"	8¼"	67¼"	8¼"					
31	57⅞"		69⅞"						
32	58⅞"		71½"						
33	60⅞"		73⅞"						
34	62⅞"		75¾"						
35	64⅞"		77⅞"						
36	65⅞"		80"						
37	67⅞"		82⅞"						
38	69¼"		84¼"						
39	71"		86⅞"						
40	72¾"	9⅞"	88½"	9⅞"					
41	74⅞"		90⅞"						
42	76⅞"		92¼"						
43	77⅞"		94⅞"						
44	79⅞"		97"						

General Information

SLAT ROUTE AND LADDER COUNT

Take any inside mount deductions before determining ladder quantity. Inside mount - 1/2"; Outside mount - no deduction. Excludes specialty shapes.

TRADITIONS® 1" WOOD BLINDS

For Standard or Reverse Controls

Finished Blind Width	Slat End Route	# of Ladders	# of Lifts	# of Center Brackets
7 to 8 ¹⁵ / ₁₆ "	2"	2	2	0
9 to 13 ³ / ₄ "	3 ¹ / ₄ "	2	2	0
13 ¹³ / ₁₆ to 20 ³ / ₄ "	4"	2	2	0
20 ³ / ₁₆ to 35"	6"	2	2	0
35 ¹ / ₁₆ to 58"	6"	3	2	1 over 48" FBW
58 ¹ / ₁₆ to 81"	6"	4	4	2 over 78" FBW
81 ¹ / ₁₆ to 96"	6"	5	4	2

For Same Side Controls

13 ¹³ / ₁₆ to 20 ³ / ₄ "	4 ¹ / ₈ "	As stated above		
20 ³ / ₁₆ to 96"	6"	As stated above		

Notes:

1. Maximum spacing between ladders is 23".
2. Standard control positions: Lift right/Tilt left.
3. Maximum slat width is 96". Wider blinds must be multiple stack.

TRADITIONS 2", 2³/₈" WOOD BLINDS AND 2¹/₂" SHUTTER STYLE WOOD BLINDS

For Standard or Reverse Controls

Finished Blind Width	Slat End Route	# of Ladders	# of Lifts	NoHoles™ # of Cords	# of Center Brackets
7 to 8 ¹⁵ / ₁₆ "	1 ³ / ₈ "	2	2	4	0
9 to 11 ¹⁵ / ₁₆ "	2 ³ / ₈ "	2	2	4	0
12 to 24"	4"	2	2	4	0
24 ¹ / ₁₆ to 36"	6"	2	2	4	0
36 ¹ / ₁₆ to 60"	6"	3	2	3	1 over 48" FBW
60 ¹ / ₁₆ to 84"	6"	4	4	4	2 over 72" FBW
84 ¹ / ₁₆ to 96"	6"	5	4	4	2

For Same Side Controls

16 ¹ / ₁₆ to 96"	6"	As stated above			
--	----	-----------------	--	--	--

Notes:

1. Maximum spacing between ladders is 24".
2. Standard control positions: Lift right/ Tilt left.
3. Maximum slat width is 96". Wider blinds must be multiple stack.
4. 7" to 8¹⁵/₁₆" not available with cloth tapes or NoHoles.
5. Cloth tape ladder quantity is the same as number of ladders listed above.

TRADITIONS 2", 2³/₈" AND 2¹/₂" SHUTTER STYLE WOOD BLINDS WITH CORDLESS LIFT SYSTEM

For Standard or Reverse Controls

Finished Blind Width	Slat End Route	# of Ladders	# of Lifts	# of Center Brackets
12 to 24"	4"	2	2	0
24 ¹ / ₁₆ to 36 ¹ / ₂ "	6 ¹ / ₂ "	2	2	0
36 ¹ / ₁₆ to 50"	6 ¹ / ₂ "	3	2	1 over 48" FBW
50 ¹ / ₁₆ to 60"	6 ¹ / ₂ "	3	3	1
60 ¹ / ₁₆ to 84"	6 ¹ / ₂ "	4	4	2 over 72" FBW

Notes:

1. Maximum spacing between ladders is 23¹/₂".
2. Standard control positions is left.
3. Maximum slat width is 84". Wider blinds must be multiple stack.

TRADITIONS 2" BAMBOO WOOD BLINDS

For Standard or Reverse Controls

Finished Blind Width	Slat End Route	# of Ladders	# of Lifts	NoHoles™ # of Cords	# of Center Brackets
7 to 8 ¹⁵ / ₁₆ "	1 ³ / ₈ "	2	2	4	0
9 to 11 ¹⁵ / ₁₆ "	2 ³ / ₈ "	2	2	4	0
12 to 24"	4"	2	2	4	0
24 ¹ / ₁₆ to 28"	6"	2	2	4	0
28 ¹ / ₁₆ to 44"	6"	3	2	3	0
44 ¹ / ₁₆ to 60"	6"	4	4	4	1 over 48" FBW
60 ¹ / ₁₆ to 76"	6"	5	3	4	2 over 72" FBW
76 ¹ / ₁₆ to 92"	6"	6	4	4	2
92 ¹ / ₁₆ to 96"	6"	7	4	5	2

For Same Side Controls

16 ¹ / ₁₆ to 96"	6"	As stated above			
--	----	-----------------	--	--	--

Notes:

1. Maximum spacing between ladders is 16".
2. Standard control positions: Lift right/ Tilt left.
3. Maximum slat width is 96". Wider blinds must be multiple stack.
4. 7" to 8¹⁵/₁₆" not available with cloth tapes or NoHoles.
5. Cloth tape ladder quantity is the same as number of ladders listed above.

General Information

SLAT ROUTE AND LADDER COUNT

Take any inside mount deductions before determining ladder quantity. Inside mount - 1/2"; Outside mount - no deduction. Excludes specialty shapes.

1" ELITE WOOD BLINDS

For Standard or Reverse Controls

Finished Blind Width	Slat End Route	# of Ladders	# of Lifts	# of Center Brackets
7 to 9"	2"	2	2	0
9 1/16 to 15"	3"	2	2	0
15 1/16 to 24"	4 1/4"	2	2	0
24 1/16 to 30"	6"	2	2	0
30 1/16 to 48"	6"	3	2	1 over 36" FBW
48 1/16 to 66"	6"	4	4	1
66 1/16 to 84"	6"	5	4	2 over 72" FBW
84 1/16 to 96"	6"	6	4	2

For Same Side Controls

15 1/16 to 24"	4 1/4"	As stated above		
24 1/16 to 96"	6"	As stated above		

Notes:

1. Maximum spacing between ladders is 18".
2. Standard control positions: Lift right/Tilt left.
3. Maximum slat width is 96". Wider blinds must be multiple stack.

2" AND 2 3/8" ELITE WOOD BLINDS

For Standard or Reverse Controls

Finished Blind Width	Slat End Route	# of Ladders	# of Lifts	NoHoles™ # of Cords	# of Center Brackets
7 to 8 15/16"	1 3/8"	2	2	4	0
9 to 11 15/16"	2 3/8"	2	2	4	0
12 to 24"	4 1/4"	2	2	4	0
24 1/16 to 36"	6"	2	2	4	0
36 1/16 to 60"	6"	3	2	3	1 over 48" FBW
60 1/16 to 84"	6"	4	4	4	2 over 72" FBW
84 1/16 to 96"	6"	5	4	4	2

For Same Side Controls

16 1/16 to 96"	6"	As stated above			
----------------	----	-----------------	--	--	--

Notes:

1. Maximum spacing between ladders is 24".
2. Standard control positions: Lift right/Tilt left.
3. Maximum slat width is 96". Wider blinds must be multiple stack.
4. 7" to 8 15/16" not available with cloth tapes or NoHoles.
5. Cloth tape ladder quantity is the same as number of ladders listed above.

2" ELITE BLINDS WITH CORDLESS LIFT SYSTEM

For Standard or Reverse Controls

Finished Blind Width	Slat & Bottomrail End Route	# of Ladders	# of Lifts	# of Center Brackets
12 to 24"	4"	2	2	0
24 1/16 to 36 1/2"	6 1/2"	2	2	0
36 1/16 to 50"	6 1/2"	3	2	1 over 48" FBW
50 1/16 to 60"	6 1/2"	3	3	1
60 1/16 to 84"	6 1/2"	4	4	2 over 72" FBW

Notes:

1. Maximum spacing between ladders is 23 1/2".
2. Standard control positions is left.
3. Maximum slat width is 84". Wider blinds must be multiple stack.

General Information

SLAT ROUTE AND LADDER COUNT

Take any inside mount deductions before determining ladder quantity. Inside mount - 1/2"; Outside mount - no deduction. Excludes specialty shapes.

TRADITIONS® 2" AND 2½" DOUBLE BEVEL COMPOSITE BLINDS

For Standard or Reverse Controls

Finished Blind Width	Slat End Route	# of Ladders	# of Lifts	NoHoles™ # of Cords	# of Center Brackets
7 to 8½"	1¾"	2	2	4	0
9 to 11½"	2¾"	2	2	4	0
12 to 22"	4"	2	2	4	0
22½ to 38"	5"	3	2	3	0
38½ to 52"	5"	4	4	4	1 over 48" FBW
52½ to 66"	5"	5	3	4	1
66½ to 80"	5"	6	4	4	2 over 72" FBW
80½ to 94"	5"	7	4	5	2
94½ to 96"	5"	8	4	6	2

For Same Side Controls

16½ to 96"	6"	As stated above			
------------	----	-----------------	--	--	--

Notes:

1. Maximum spacing between ladders is 14".
2. Standard control positions: Lift right/ Tilt left.
3. Maximum slat width is 96". Wider blinds must be multiple stack.
4. 7" to 8½" not available with cloth tapes or NoHoles.
5. Cloth tape ladder quantity is the same as number of ladders listed above.

2" COMPOSITE WITH CORDLESS LIFT SYSTEM

For Standard or Reverse Controls

Finished Blind Width	Slat End Route	# of Ladders	# of Lifts	# of Center Brackets
12 to 22"	4"	2	2	0
22½ to 38"	5"	3	3	0
38½ to 52"	5"	4	4	1 over 48" FBW
52½ to 66"	5"	5	5	1

Notes:

1. Maximum spacing between ladders is 14"
2. Standard control positions: Left
3. Maximum slat width is 66". Wider blinds must be multiple stack.

General Information

SLAT ROUTE AND LADDER COUNT

Take any inside mount deductions before determining ladder quantity. Inside mount - ½"; Outside mount - no deduction. Excludes specialty shapes.

LAKE FOREST® 2" & 2½" PREMIUM FAUX WOOD AND FAUX WOOD

For Standard or Reverse Controls

Finished Blind Width	Slat End Route	# of Ladders	# of Lifts	NoHoles™ # of Cords	# of Center Brackets
7 to 8 ⁵ / ₁₆ "	1 ¹ / ₈ "	2	4	4	0
9 to 11 ⁵ / ₁₆ "	2 ³ / ₈ "	2	4	4	0
12 to 19"	4"	2	4	4	0
19 ¹ / ₁₆ to 30"	4"	3	2	3	0
30 ¹ / ₁₆ to 41"	4"	4	4	4	0
41 ¹ / ₁₆ to 52"	4"	5	3	4	1 over 48" FBW
52 ¹ / ₁₆ to 63"	4"	6	4	4	1
63 ¹ / ₁₆ to 74"	4"	7	4	5	1
74 ¹ / ₁₆ to 85"	4"	8	4	6	2
85 ¹ / ₁₆ to 96"	4"	9	4	5	2

Notes:

1. Maximum spacing between ladders is 11".
2. Standard control positions: Lift right/Tilt left.
3. Maximum slat width is 96". Wider blinds must be multiple stack.
4. 7" to 8⁵/₁₆" not available with cloth tapes or NoHoles.
5. Cloth tape ladder quantity is the same as number of ladders listed above.

LAKE FOREST 2" PREMIUM FAUX WOOD AND FAUX WOOD WITH CORDLESS LIFT SYSTEM

For Standard or Reverse Controls

Finished Blind Width	Slat End Route	# of Ladders	# of Lifts	# of Center Brackets
12 to 19"	4"	2	2	0
19 ¹ / ₁₆ to 30"	4"	3	2	0
30 ¹ / ₁₆ to 41"	4"	4	4	0
41 ¹ / ₁₆ to 52"	4"	5	3	1 over 48" FBW
52 ¹ / ₁₆ to 63"	4"	6	4	1

Notes:

1. Maximum spacing between ladders is 11".
2. Standard control positions: Left
3. Maximum slat width is 63". Wider blinds must be multiple stack.

LAKE FOREST 2½" PREMIUM FAUX WOOD AND FAUX WOOD WITH CORDLESS LIFT SYSTEM

For Standard or Reverse Controls

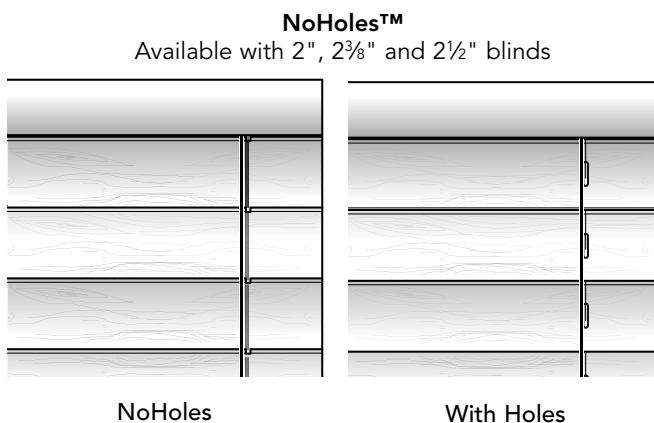
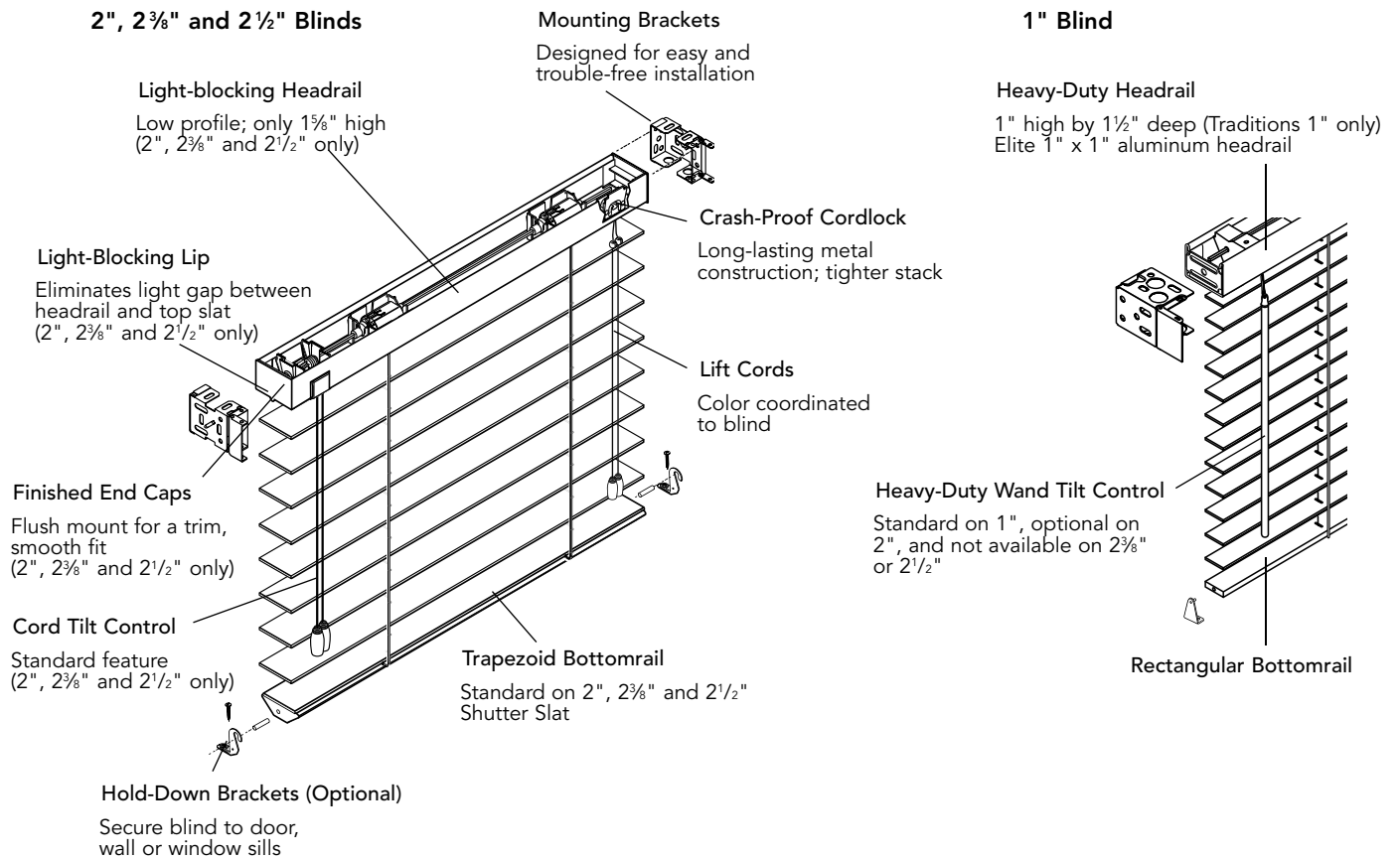
Finished Blind Width	Slat End Route	# of Ladders	# of Lifts	# of Center Brackets
12 to 19"	4"	2	2	0
19 ¹ / ₁₆ to 30"	4"	3	2	0
30 ¹ / ₁₆ to 41"	4"	4	4	0
41 ¹ / ₁₆ to 52"	4"	5	3	1 over 48" FBW
52 ¹ / ₁₆ to 63"	4"	6	6	1

Notes:

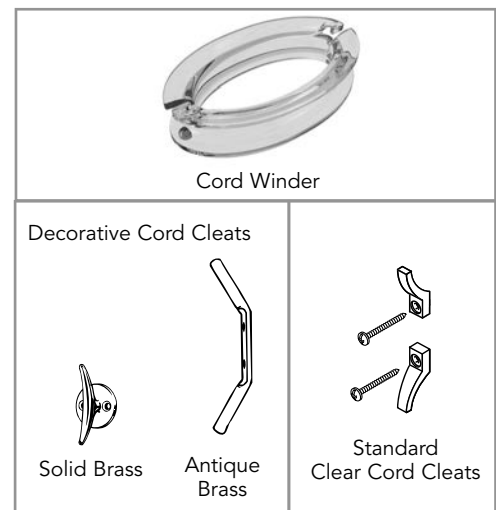
1. Maximum spacing between ladders is 11".
2. Standard control positions: Left
3. Maximum slat width is 63". Wider blinds must be multiple stack.

General Information

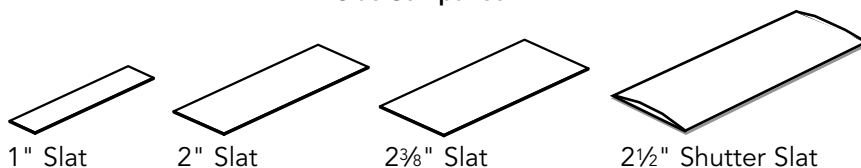
GRABER® TRADITIONS® AND ELITE 1", 2", 2 3/8" AND 2 1/2" WOOD BLINDS PRODUCT DETAIL



Cord Management Options

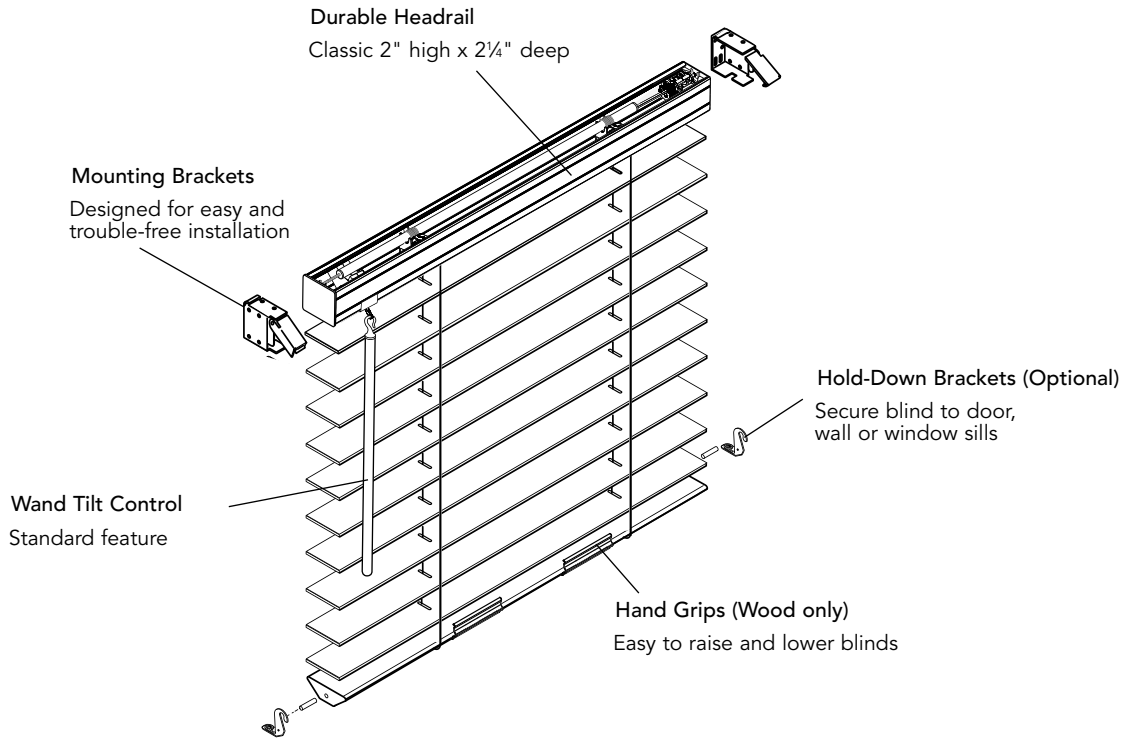


Slat Comparison



General Information

CORDLESS BLINDS PRODUCT DETAIL: WOOD, COMPOSITE AND FAUX WOOD

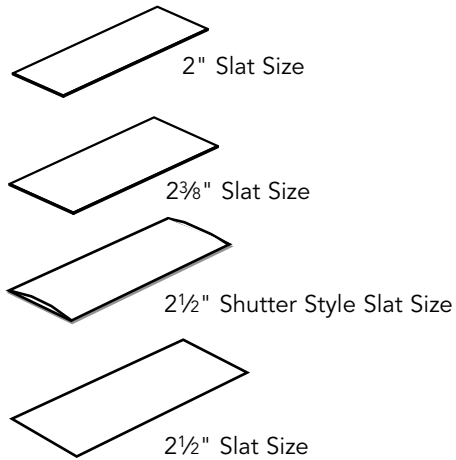


Cordless blinds offer a safe alternative for homes with children and pets. The standard wand tilt eliminates all dangling cords.

To lower blind simply pull down on the bottomrail. To raise the blind, simply guide the blind into the desired location by gently lifting the bottomrail.

Not available with Sky Pole option.

SLAT COMPARISON

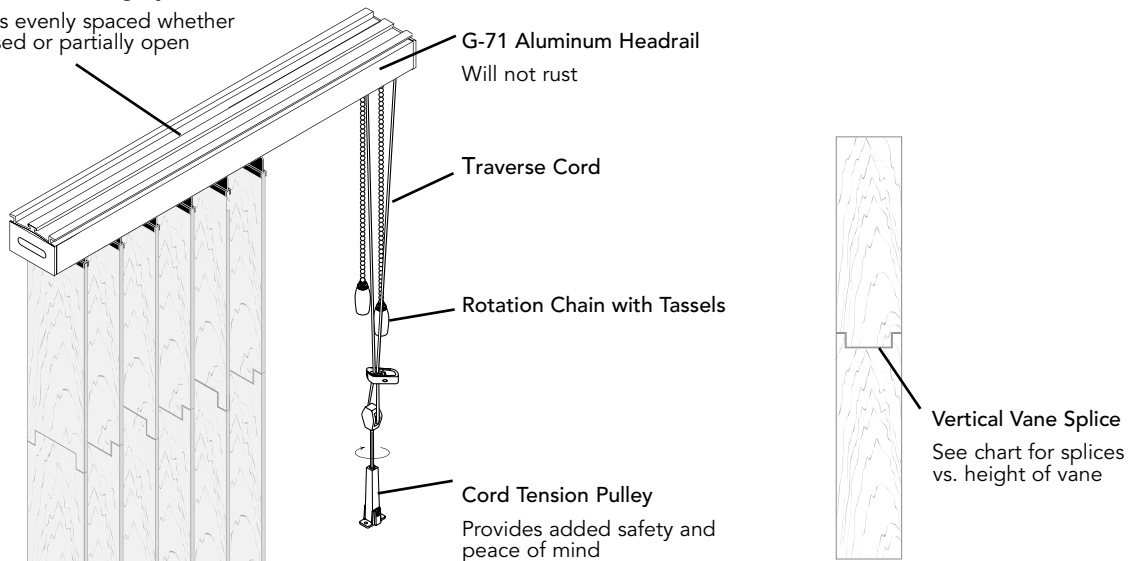


General Information

GRABER® TRADITIONS® ELITE WOOD VERTICAL BLINDS PRODUCT DETAIL

Pantograph Traversing System

Keeps vanes evenly spaced whether blind is closed or partially open



Height of vanes with- out metal clip	Number of splices per vane
0" – 24"	0
24 ¹ / ₁₆ " – 47 ¹ / ₈ "	1
47 ⁵ / ₁₆ " – 70 ¹ / ₂ "	2
70 ⁹ / ₁₆ " – 93 ³ / ₄ "	3
93 ¹³ / ₁₆ " – 117"	4

Diagram labels: 5/8" Clip, Height of Vane, 3 1/2"

Installation Hardware for Vertical Wood Blinds

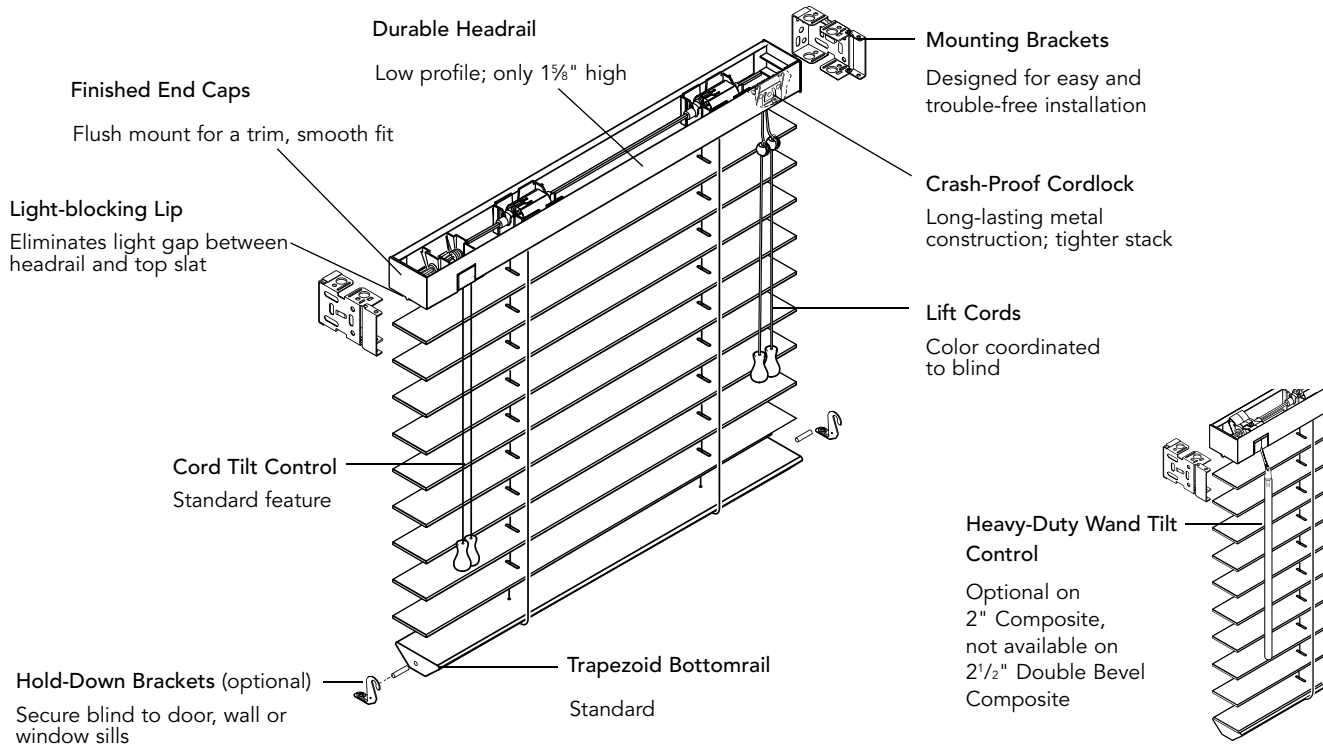
Track Clip for Inside or Ceiling Mount	
Angle Bracket for Outside or Wall Mount	
Optional 4" Angle Bracket (Note: Must be requested at time of order.)	

Mount	Standard/ Option	Hardware
Inside	Standard	Track Clip
Outside	Standard Optional	3 1/4" angle bracket with track clip 4" angle bracket with track clip

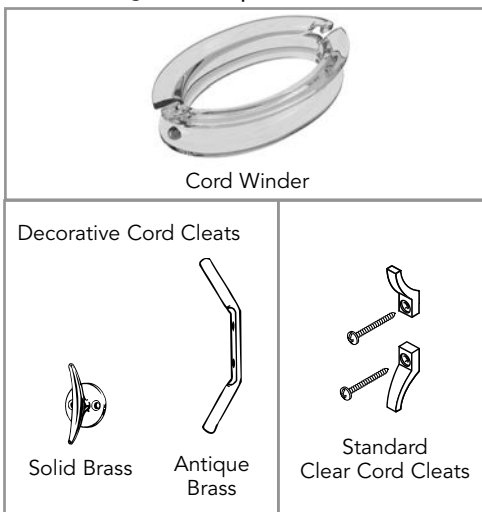
General Information

GRABER® TRADITIONS® 2" AND 2½" DOUBLE BEVEL COMPOSITE BLINDS PRODUCT DETAIL

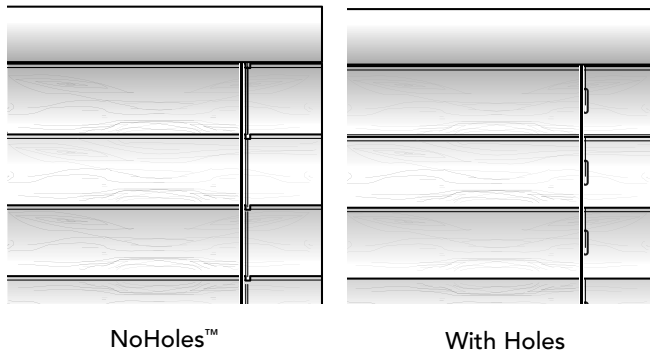
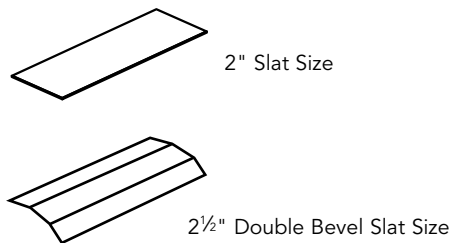
2" Slat shown



Cord Management Options



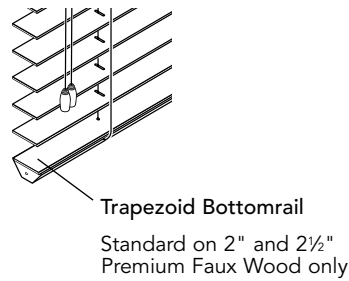
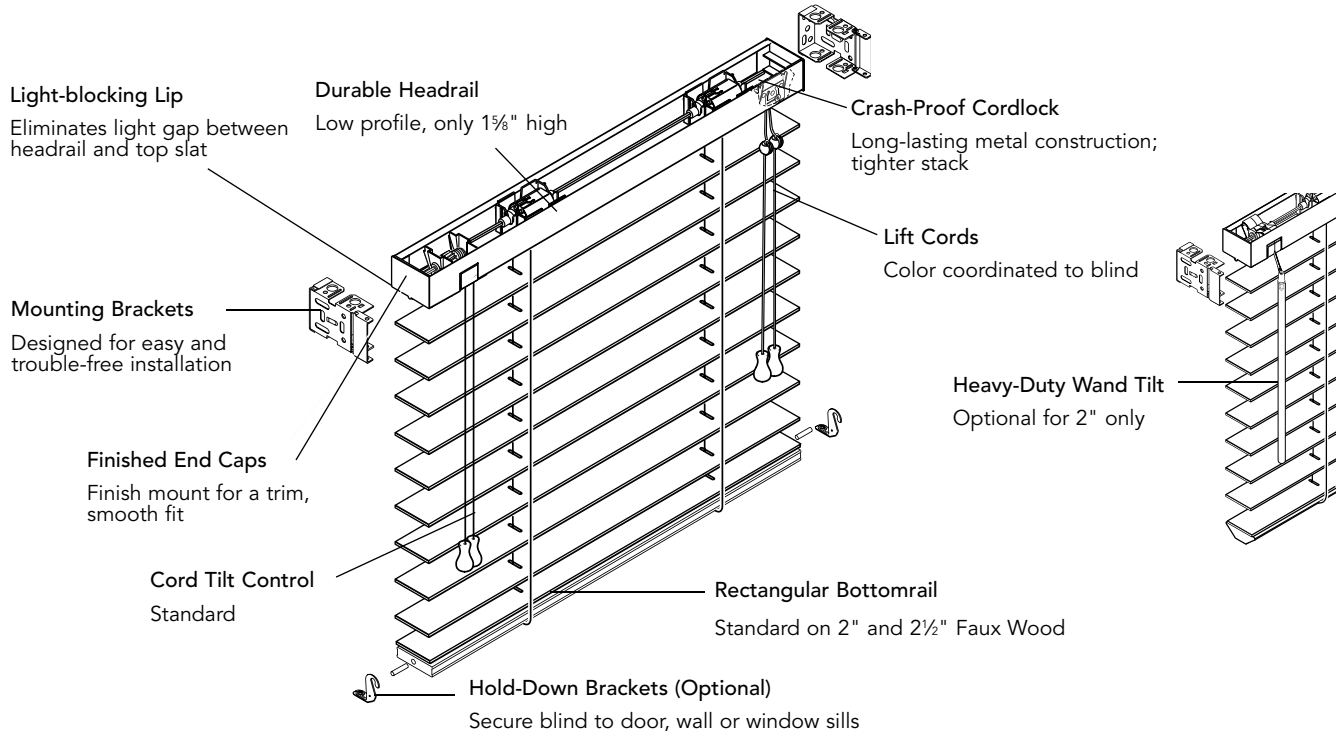
Slat Comparison



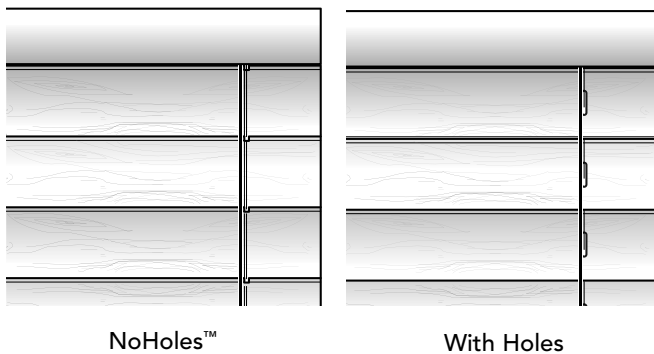
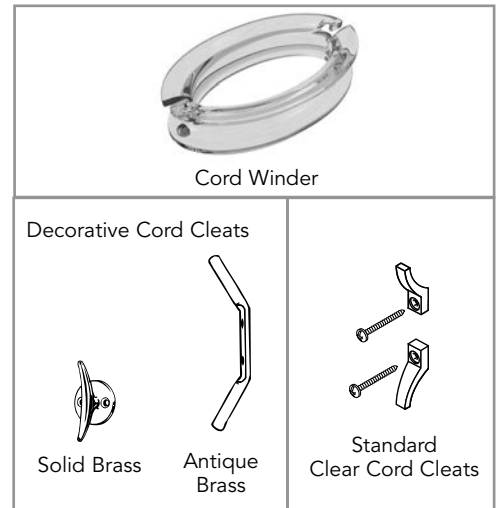
General Information

GRABER® LAKE FOREST® 2" AND 2½" PREMIUM AND FAUX WOOD BLINDS PRODUCT DETAIL

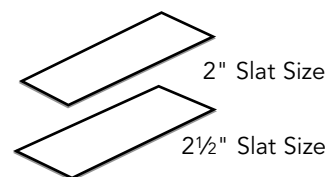
2" Slat shown



Cord Management Options



Slat Comparison



Price Charts

PRICE GROUP A: TRADITIONS® 1" & 2 3/8" WOOD BLINDS

1" STANDARD BLIND, 2 3/8" STANDARD BLIND AND 2 3/8" CORDLESS BLIND PRICING

HEIGHT UP TO ↓	WIDTH UP TO →																
	12"	24"	32"	36"	42"	48"	54"	60"	66"	72"	78"	84"*	90"	96"	106"	116"	120"
30"	\$146	131	158	184	201	217	246	287	298	308	371	394	420	441	486	531	576
36"	166	150	176	205	224	242	282	327	339	349	422	439	468	492	542	592	642
42"	180	165	195	225	249	269	314	363	372	393	458	495	529	555	613	671	729
48"	195	178	214	247	272	298	346	397	420	441	509	556	595	625	691	757	823
54"	213	198	235	268	301	327	382	430	468	495	571	615	656	689	761	833	905
60"	233	216	253	290	324	354	419	467	509	538	619	670	714	750	828	906	984
66"	251	236	273	311	346	390	457	513	557	593	675	727	803	844	932	1020	1108
72"	272	256	290	334	377	422	496	558	592	628	718	774	830	871	962	1053	1144
78"	281	265	301	344	386	438	510	574	610	671	766	830	886	930	1026	1122	1218
84"	301	285	318	365	416	469	538	585	655	724	818	885	947	994	1097	1200	1303
90"*	322	306	338	388	439	496	569	619	694	763	860	942	1007	1059	1169	1279	1389
96"	333	317	349	398	458	518	597	660	746	814	923	999	1067	1123	1239	1355	1471
102"	347	332	370	422	487	554	637	701	786	867	977	1059	1135	1192	1317	1442	1567
108"	365	348	384	442	512	581	668	734	828	909	1024	1110	1190	1250	1381	1512	1643
114"	379	364	403	468	540	613	702	777	869	960	1083	1169	1254	1313	1449	1585	1721
120"	398	382	421	487	563	642	735	800	915	1002	1129	1224	1311	1378	1520	1662	1804

1" Wood
2 3/8" Wood

ADD SURCHARGE TO BLIND PRICE		
Cordless*	\$112 (single blind)	\$224 (multiple blinds)

***NOTE: 2 3/8" Wood Blinds only: Cordless blinds are available in the outlined area above; multiple blinds on one headrail required for cordless blinds over 84" wide. Cordless maximum height 86".**

2 3/8" SLATS WITH NOHOLES™ OR CLOTH TAPES (See page 14 for color selection)

HEIGHT UP TO ↓	WIDTH UP TO →																
	12"	24"	32"	36"	42"	48"	54"	60"	66"	72"	78"	84"	90"	96"	106"	116"	120"
30"	\$168	151	182	212	231	250	283	330	343	354	427	453	483	507	559	611	663
36"	191	173	202	236	258	278	324	376	390	401	485	505	538	566	624	682	740
42"	207	190	224	259	286	309	361	417	428	452	527	569	608	638	705	772	839
48"	224	205	246	284	313	343	398	457	483	507	585	639	684	719	795	871	947
54"	245	228	270	308	346	376	439	495	538	569	657	707	754	792	875	958	1041
60"	268	248	291	334	373	407	482	537	585	619	712	771	821	863	953	1043	1133
66"	289	271	314	358	398	449	526	590	641	682	776	836	923	971	1072	1173	1274
72"	313	294	334	384	434	485	570	642	681	722	826	890	955	1002	1107	1212	1317
78"	323	305	346	396	444	504	587	660	702	772	881	955	1019	1070	1180	1290	1400
84"	346	328	366	420	478	539	619	673	753	833	941	1018	1089	1143	1261	1379	1497
90"	370	352	389	446	505	570	654	712	798	877	989	1083	1158	1218	1345	1472	1599
96"	383	365	401	458	527	596	687	759	858	936	1061	1149	1227	1291	1424	1557	1690
102"	399	382	426	485	560	637	733	806	904	997	1124	1218	1305	1371	1515	1659	1803
108"	420	400	442	508	589	668	768	844	952	1045	1178	1277	1369	1438	1589	1740	1891
114"	436	419	463	538	621	705	807	894	999	1104	1245	1344	1442	1510	1666	1822	1978
120"	458	439	484	560	647	738	845	920	1052	1152	1298	1408	1508	1585	1748	1911	2074

NOTE: Due to weight limitations, blinds to right of heavy line will be manufactured as two or three blinds on one headrail. Single blinds over 43 sq. ft. will be heavy and difficult to lift and may have light gaps toward the bottom of the blind.

ADD SURCHARGE TO BLIND PRICE																	
WIDTH UP TO →	12"	24"	32"	36"	42"	48"	54"	60"	66"	72"	78"	84"	90"	96"	106"	116"	120"
Legacy Valance (1" only)	\$6	6	8	9	11	14	18	20	22	24	26	28	30	31	34	37	40
Symphony Valance	8	8	9	15	18	22	24	26	28	31	35	37	38	42	46	50	54

COLORS			
1" PAINT COLORS	2 3/8" PAINT COLORS	1" STAIN COLORS	2 3/8" STAIN COLORS
Angora 0052	Antique White 3026	Golden Oak 0030	Golden Oak 3030
Antique White 0026	Base White 3051	Honey Maple 0013	Honey Maple 3013
Base White 0051	Dover White 3683	Natural 0007	Natural 3007
Dover White 0683	Snowflake 3603	Saddle Brown 0694	Saddle Brown 3694
Snowflake 0603		Walnut 0012	Walnut 3012
		Wheat 0710	Wheat 3710

NOTE: Color of wood may vary slightly due to the natural characteristics of wood. See page 2 for more information.

Price Charts

PRICE GROUP B: TRADITIONS® 2" WOOD BLINDS

STANDARD BLIND AND CORDLESS BLIND PRICING – 2" SLATS

HEIGHT UP TO ↓	WIDTH UP TO →																	
	12"	24"	32"	36"	42"	48"	54"	60"	66"	72"	78"	84"*	90"	96"	106"	116"	120"	
30"	\$117	100	119	141	155	165	187	219	226	236	285	304	323	339	373	408	443	
36"	132	114	135	158	172	185	215	249	260	268	324	337	359	375	414	453	492	
42"	144	128	148	173	190	207	242	277	285	303	353	380	404	424	468	512	556	
48"	155	138	163	189	208	226	267	305	323	339	390	425	457	479	529	579	629	
54"	168	151	179	206	230	249	293	330	359	379	437	470	503	536	592	648	704	
60"	182	165	192	222	247	271	320	357	390	414	474	514	548	582	643	703	763	
66"	198	180	209	240	267	301	352	393	426	454	517	557	616	646	713	780	848	
72"	214	198	222	255	288	326	383	427	453	483	551	593	636	669	738	808	877	
78"	220	204	230	263	296	336	391	440	467	515	589	636	678	712	786	861	935	
84"	236	218	245	281	316	359	414	448	501	554	627	677	726	763	843	922	1002	
90"*	250	233	259	297	337	383	436	474	530	587	660	723	773	812	897	981	1066	
96"	260	244	269	306	353	397	458	505	569	625	706	765	819	860	950	1039	1129	
102"	271	254	284	324	373	423	487	537	601	664	750	811	870	913	1008	1103	1197	
108"	285	267	293	340	392	446	512	564	634	698	784	851	913	957	1057	1157	1257	
114"	296	278	308	359	415	468	539	596	666	735	829	896	959	1008	1113	1218	1323	
120"	309	292	323	373	432	493	565	612	701	768	864	937	1005	1057	1167	1277	1387	

ADD SURCHARGE TO BLIND PRICE

Cordless*	\$112 (single blind)	\$224 (multiple blinds)
-----------	----------------------	-------------------------

*Cordless blinds are available in the outlined area above; multiple blinds on one headrail required for cordless blinds over 84" wide. Cordless maximum height 86".

BLIND PRICING WITH NOHOLES™ OR CLOTH TAPE OPTION (See page 14 for color selection)

HEIGHT UP TO ↓	WIDTH UP TO →																	
	12"	24"	32"	36"	42"	48"	54"	60"	66"	72"	78"	84"	90"	96"	106"	116"	120"	
30"	\$135	115	137	162	178	190	215	252	260	271	328	350	371	390	429	469	509	
36"	152	131	155	182	198	213	247	286	299	308	373	388	413	431	476	521	566	
42"	166	147	170	199	219	238	278	319	328	348	406	437	465	488	538	589	639	
48"	178	159	187	217	239	260	307	351	371	390	449	489	526	551	608	666	723	
54"	193	174	206	237	265	286	337	380	413	436	503	541	578	616	681	745	810	
60"	209	190	221	255	284	312	368	411	449	476	545	591	630	669	739	808	877	
66"	228	207	240	276	307	346	405	452	490	522	595	641	708	743	820	897	975	
72"	246	228	255	293	331	375	440	491	521	555	634	682	731	769	849	929	1009	
78"	253	235	265	302	340	386	450	506	537	592	677	731	780	819	904	990	1075	
84"	271	251	282	323	363	413	476	515	576	637	721	779	835	877	969	1060	1152	
90"	288	268	298	342	388	440	501	545	610	675	759	831	889	934	1032	1128	1226	
96"	299	281	309	352	406	457	527	581	654	719	812	880	942	989	1093	1195	1298	
102"	312	292	327	373	429	486	560	618	691	764	863	933	1001	1050	1159	1268	1377	
108"	328	307	337	391	451	513	589	649	729	803	902	979	1050	1101	1216	1331	1446	
114"	340	320	354	413	477	538	620	685	766	845	953	1030	1103	1159	1280	1401	1521	
120"	355	336	371	429	497	567	650	704	806	883	994	1078	1156	1216	1342	1469	1595	

NOTE: Due to weight limitations, blinds to right of heavy line will be manufactured as two or three blinds on one headrail. Single blinds over 43 sq. ft. will be heavy and difficult to lift and may have light gaps toward the bottom of the blind.

ADD SURCHARGE TO BLIND PRICE

WIDTH UP TO →	12"	24"	32"	36"	42"	48"	54"	60"	66"	72"	78"	84"	90"	96"	106"	116"	120"
Legacy Valance	\$6	6	8	9	11	14	18	20	22	24	26	28	30	31	34	37	40
Symphony Valance	8	8	9	15	18	22	24	26	28	31	35	37	38	42	46	50	54

* Standard with Cordless

COLORS

2" PAINT COLORS				2" STAIN COLORS			
Almond.....1724	Ivory.....1325	Cappuccino.....1546	Henna.....1949	Pickled White.....1762			
Angora.....1052	Manatee.....1765	Cherry Wood.....1014	Homestead Oak.....1943	Saddle Brown.....1694			
Antique White.....1026	Overcast.....1764	Cognac.....1465	Honey Maple.....1013	Sienna.....1685			
Base Black.....1767	Sandblast Base White. SB051	Dark Cherry.....1316	Horseshoe.....1760	Truffle.....1054			
Base White.....1051	Sandblast Snowflake . SB603	Dark Walnut.....1641	Knotty Pine.....1515	Walnut.....1012			
Crisp White.....1712	Snowflake.....1603	Espresso.....1716	Light Pecan.....1020	Wheat.....1710			
Dover White.....1683	Stucco.....1963	Golden Oak.....1030	Natural.....1007				
		Harbor Grey.....1761	Peru.....1688				

NOTE: Color of wood may vary slightly due to the natural characteristics of wood. See page 2 for more information.

PRICE GROUP C: TRADITIONS® 2" WOOD BLINDS – UNIQUE FINISHES: BAMBOO, BARNWOOD, DISTRESSED

STANDARD BLIND AND CORDLESS BLIND PRICING – 2" SLATS

HEIGHT UP TO ↓	WIDTH UP TO →																
	12"	24"	32"	36"	42"	48"	54"	60"	66"	72"	78"	84"*	90"	96"	106"	116"	120"
30"	\$156	139	167	197	214	232	261	307	316	328	396	421	448	470	519	568	617
36"	177	161	188	218	240	258	300	346	360	373	451	467	500	523	578	633	689
42"	192	175	206	242	265	288	336	387	396	420	489	528	563	592	653	714	775
48"	208	190	225	264	290	316	371	423	448	470	542	593	635	668	738	809	879
54"	226	210	249	286	317	346	408	459	500	527	607	655	700	745	822	900	977
60"	249	232	269	310	345	378	447	498	542	573	659	714	762	810	894	977	1061
66"	268	251	293	334	371	416	487	547	594	632	720	774	857	901	995	1088	1182
72"	291	273	310	355	400	451	528	596	630	672	767	825	885	931	1028	1125	1222
78"	301	284	317	368	413	466	545	612	651	716	817	884	945	991	1094	1197	1301
84"	321	305	340	390	443	501	573	622	698	771	873	944	1010	1061	1172	1283	1394
90"*	341	323	359	413	467	528	606	659	740	813	917	1004	1075	1128	1246	1365	1483
96"	355	339	374	425	489	553	636	703	793	868	983	1064	1139	1195	1321	1446	1572
102"	372	354	394	451	520	590	677	747	836	922	1042	1127	1210	1271	1404	1536	1669
108"	389	372	410	473	546	619	712	783	881	971	1091	1183	1269	1333	1472	1611	1749
114"	406	389	429	500	576	653	748	828	924	1024	1155	1246	1335	1403	1548	1694	1840
120"	425	408	449	520	602	684	784	852	975	1069	1203	1304	1397	1469	1622	1775	1928
ADD SURCHARGE TO BLIND PRICE																	
Cordless*	\$112 (single blind)												\$224 (multiple blinds)				

*Cordless blinds are available in the outlined area above; multiple blinds on one headrail required for cordless blinds over 84" wide. Cordless maximum height 86".

2" SLATS WITH NOHOLES™ OR CLOTH TAPES (See page 14 for color selection)

HEIGHT UP TO ↓	WIDTH UP TO →																
	12"	24"	32"	36"	42"	48"	54"	60"	66"	72"	78"	84"	90"	96"	106"	116"	120"
30"	\$179	160	192	227	246	267	300	353	363	377	455	484	515	541	597	653	710
36"	204	185	216	251	276	297	345	398	414	429	519	537	575	601	665	728	792
42"	221	201	237	278	305	331	386	445	455	483	562	607	647	681	751	821	891
48"	239	219	259	304	334	363	427	486	515	541	623	682	730	768	849	930	1011
54"	260	242	286	329	365	398	469	528	575	606	698	753	805	857	945	1035	1124
60"	286	267	309	357	397	435	514	573	623	659	758	821	876	932	1028	1124	1220
66"	308	289	337	384	427	478	560	629	683	727	828	890	986	1036	1144	1251	1359
72"	335	314	357	408	460	519	607	685	725	773	882	949	1018	1071	1182	1294	1405
78"	346	327	365	423	475	536	627	704	749	823	940	1017	1087	1140	1258	1377	1496
84"	369	351	391	449	509	576	659	715	803	887	1004	1086	1162	1220	1348	1475	1603
90"	392	371	413	475	537	607	697	758	851	935	1055	1155	1236	1297	1433	1570	1705
96"	408	390	430	489	562	636	731	808	912	998	1130	1224	1310	1374	1519	1663	1808
102"	428	407	453	519	598	679	779	859	961	1060	1198	1296	1392	1462	1615	1766	1919
108"	447	428	472	544	628	712	819	900	1013	1117	1255	1360	1459	1533	1693	1853	2011
114"	467	447	493	575	662	751	860	952	1063	1178	1328	1433	1535	1613	1780	1948	2116
120"	489	469	516	598	692	787	902	980	1121	1229	1383	1500	1607	1689	1865	2041	2217

NOTE: Due to weight limitations, blinds to right of heavy line will be manufactured as two or three blinds on one headrail. Single blinds over 43 sq. ft. will be heavy and difficult to lift and may have light gaps toward the bottom of the blind.

COLORS

2" BAMBOO	2" BARNWOOD	2" DISTRESSED
Light Oak B010	Sunbleached 1073	Armoire 1076
Natural B007	Windswept 1072	Chipotle 1077
		Twig 1070

NOTE: Color of wood may vary slightly due to the natural characteristics of wood. See page 2 for more information.

Price Charts

PRICE GROUP D: TRADITIONS® 2½" SHUTTER STYLE WOOD BLINDS

STANDARD BLIND – 2½" SLATS

HEIGHT UP TO ↓	WIDTH UP TO →																
	12"	24"	32"	36"	42"	48"	54"	60"	66"	72"	78"	84"	90"	96"	106"	116"	120"
30"	\$210	192	231	272	297	319	362	425	440	456	550	584	621	652	720	788	857
36"	240	221	260	304	332	358	416	479	501	516	625	649	693	726	803	879	956
42"	260	244	286	335	368	398	465	536	551	583	677	732	780	819	904	988	1073
48"	282	264	313	364	400	440	514	588	621	652	751	820	880	926	1022	1118	1214
54"	308	291	345	395	441	479	565	636	693	731	843	908	971	1034	1142	1251	1359
60"*	338	319	373	429	477	524	619	691	751	796	914	989	1057	1123	1239	1356	1472
66"	363	347	405	461	514	576	675	758	822	876	999	1074	1188	1248	1379	1510	1640
72"	397	380	429	493	556	626	733	825	873	932	1063	1144	1228	1290	1425	1560	1694
78"	411	393	441	509	570	646	755	849	902	991	1132	1226	1309	1375	1518	1661	1803
84"	440	422	470	540	614	695	795	864	968	1069	1211	1308	1400	1471	1624	1777	1930
90"	465	448	499	571	649	733	842	914	1026	1127	1272	1392	1491	1565	1729	1893	2057
96"	486	468	517	590	677	766	883	975	1099	1204	1364	1475	1579	1656	1829	2001	2174
102"	509	491	548	625	722	816	939	1036	1160	1280	1445	1564	1677	1762	1945	2129	2312
108"	531	515	567	655	757	860	986	1086	1223	1344	1514	1641	1761	1848	2040	2232	2424
114"	556	539	596	693	801	905	1037	1149	1283	1421	1600	1728	1851	1944	2147	2350	2553
120"	583	565	622	722	834	949	1088	1181	1350	1481	1669	1809	1938	2036	2248	2460	2672
ADD SURCHARGE TO BLIND PRICE																	
Cordless*	\$112 (single blind)											\$224 (multiple blinds)					

*Cordless blinds are available in the outlined area above; multiple blinds on one headrail required for cordless blinds over 84" wide. Cordless maximum height 60".

2½" SHUTTER STYLE SLATS WITH NOHOLES™ OR CLOTH TAPES (See page 14 for color selection)

HEIGHT UP TO ↓	WIDTH UP TO →																
	12"	24"	32"	36"	42"	48"	54"	60"	66"	72"	78"	84"	90"	96"	106"	116"	120"
30"	\$242	221	266	313	342	367	416	489	506	524	633	672	714	750	828	906	986
36"	276	254	299	350	382	412	478	551	576	593	719	746	797	835	923	1011	1099
42"	299	281	329	385	423	458	535	616	634	670	779	842	897	942	1040	1136	1234
48"	324	304	360	419	460	506	591	676	714	750	864	943	1012	1065	1175	1286	1396
54"	354	335	397	454	507	551	650	731	797	841	969	1044	1117	1189	1313	1439	1563
60"	389	367	429	493	549	603	712	795	864	915	1051	1137	1216	1291	1425	1559	1693
66"	417	399	466	530	591	662	776	872	945	1007	1149	1235	1366	1435	1586	1737	1886
72"	457	437	493	567	639	720	843	949	1004	1072	1222	1316	1412	1484	1639	1794	1948
78"	473	452	507	585	656	743	868	976	1037	1140	1302	1410	1505	1581	1746	1910	2073
84"	506	485	541	621	706	799	914	994	1113	1229	1393	1504	1610	1692	1868	2044	2220
90"	535	515	574	657	746	843	968	1051	1180	1296	1463	1601	1715	1800	1988	2177	2366
96"	559	538	595	679	779	881	1015	1121	1264	1385	1569	1696	1816	1904	2103	2301	2500
102"	585	565	630	719	830	938	1080	1191	1334	1472	1662	1799	1929	2026	2237	2448	2659
108"	611	592	652	753	871	989	1134	1249	1406	1546	1741	1887	2025	2125	2346	2567	2788
114"	639	620	685	797	921	1041	1193	1321	1475	1634	1840	1987	2129	2236	2469	2703	2936
120"	670	650	715	830	959	1091	1251	1358	1553	1703	1919	2080	2229	2341	2585	2829	3073

NOTE: Due to weight limitations, blinds to right of heavy line will be manufactured as two or three blinds on one headrail. Single blinds over 43 sq. ft. will be heavy and difficult to lift and may have light gaps toward the bottom of the blind.

ADD SURCHARGE TO BLIND PRICE

WIDTH UP TO →	12"	24"	32"	36"	42"	48"	54"	60"	66"	72"	78"	84"	90"	96"	106"	116"	120"
Symphony Valance	\$8	8	9	15	18	22	24	26	28	31	35	37	38	42	46	50	54

COLORS

2½" SHUTTER STYLE PAINT COLORS

Antique White S026 Dover White S683
 Base White S051 Snowflake S603

2½" SHUTTER STYLE STAIN COLORS

Golden Oak S030 Walnut S012
 Honey Maple S013 Wheat S710
 Saddle Brown S694

NOTE: Color of wood may vary slightly due to the natural characteristics of wood. See page 2 for more information.

Price Charts

PRICE GROUP E: TRADITIONS® ELITE WOOD VERTICAL BLINDS

STANDARD BLIND

HEIGHT UP TO ↓	WIDTH UP TO →									
	27"	39"	52"	66"	78"	96"	108"	120"	132"	144"
36"	\$529	761	1006	1295	1417	1636	1918	2087	2169	2324
48"	646	919	1224	1535	1598	1953	2171	2411	2627	2869
60"	757	1088	1436	1871	1889	2317	2585	2867	3128	3410
72"	860	1243	1652	1969	2209	2712	2992	3323	3633	3964
84"	978	1408	1871	2235	2475	3076	3403	3786	4129	4510
96"	1086	1567	1904	2498	2801	3443	3814	4239	4634	5057
108"	1222	1767	2141	2811	3121	3842	4293	4766	5210	
120"	1361	1920	2385	3123	3471	4270	4771	5299		

ADD SURCHARGE TO BLIND PRICE

WIDTH UP TO →	27"	39"	52"	66"	78"	96"	108"	120"	132"	144"
Symphony Valance	\$9	18	24	28	35	42	46	54	58	62

COLORS

2" PAINT COLORS

Almond 1724	Dover White 1683
Angora 1052	Ivory 1325
Antique White 1026	Manatee 1765
Base Black 1767	Overcast 1764
Base White 1051	Snowflake 1603
Crisp White 1712	Stucco 1963
Custom Color CUSP	

2" STAIN COLORS

Cappuccino 1546	Harbor Grey 1761	Peru 1688
Cherry Wood 1014	Henna 1949	Pickled White 1762
Cognac 1465	Homestead Oak 1943	Saddle Brown 1694
Custom Color CUSS	Honey Maple 1013	Sienna 1685
Dark Cherry 1316	Horseshoe 1760	Truffle 1054
Dark Walnut 1641	Knotty Pine 1515	Walnut 1012
Espresso 1716	Light Pecan 1020	Wheat 1710
Golden Oak 1030	Natural 1007	

NOTE: Color of wood may vary slightly due to the natural characteristics of wood. See page 2 for more information.

Price Charts

PRICE GROUP F: TRADITIONS® ELITE 2" WOOD BLINDS

STANDARD BLIND AND CORDLESS BLIND PRICING

HEIGHT UP TO ↓	WIDTH UP TO →																
	12"	24"	32"	36"	42"	48"	54"	60"	66"	72"	78"	84"*	90"	96"	106"	116"	120"
30"	\$166	148	165	207	242	274	304	330	361	398	426	455	490	524	579	634	690
36"	171	154	187	223	260	295	329	363	396	428	464	493	523	559	617	675	733
42"	187	170	210	251	291	328	368	405	442	476	513	550	584	622	687	753	818
48"	203	185	231	271	313	356	400	441	485	529	571	617	661	705	778	852	925
54"	221	205	251	300	348	396	446	497	547	594	644	693	743	794	876	959	1041
60"	242	223	274	329	386	441	497	550	606	661	716	769	825	879	971	1063	1155
66"	258	242	302	363	424	485	547	606	665	726	785	847	909	970	1071	1172	1273
72"	283	265	329	396	464	529	594	661	726	792	860	923	990	1056	1166	1276	1386
78"	304	287	356	428	500	571	644	716	785	860	933	1002	1073	1166	1287	1409	1530
84"	325	308	386	464	539	617	693	769	847	923	1002	1077	1176	1255	1385	1516	1646
90"*	347	329	414	497	575	661	743	825	909	990	1073	1176	1260	1344	1484	1624	1764
96"	369	351	441	529	617	704	792	879	972	1056	1166	1255	1343	1435	1584	1733	1882
102"	392	375	467	561	653	747	843	935	1028	1142	1238	1333	1429	1524	1683	1842	2001
108"	414	396	497	594	693	792	894	990	1089	1211	1311	1411	1512	1614	1782	1950	2119
114"	435	418	522	627	732	836	941	1044	1170	1276	1384	1490	1596	1704	1882	2059	2237
120"	458	441	550	661	769	879	990	1102	1232	1344	1457	1568	1679	1792	1978	2163	2349
ADD SURCHARGE TO BLIND PRICE																	
Cordless*	\$112 (single blind)												\$224 (multiple blinds)				

*Cordless blinds are available in the outlined area above; multiple blinds on one headrail required for cordless blinds over 84" wide. Cordless maximum height 86".

WITH NOHOLES™ OR CLOTH TAPES (See page 14 for color selection)

HEIGHT UP TO ↓	WIDTH UP TO →																
	12"	24"	32"	36"	42"	48"	54"	60"	66"	72"	78"	84"	90"	96"	106"	116"	120"
30"	\$191	170	190	238	278	315	350	380	415	458	490	523	564	603	666	729	794
36"	197	177	215	256	299	339	378	417	455	492	534	567	601	643	710	776	843
42"	215	196	242	289	335	377	423	466	508	547	590	633	672	715	790	866	941
48"	233	213	266	312	360	409	460	507	558	608	657	710	760	811	895	980	1064
54"	254	236	289	345	400	455	513	572	629	683	741	797	854	913	1007	1103	1197
60"	278	256	315	378	444	507	572	633	697	760	823	884	949	1011	1117	1222	1328
66"	297	278	347	417	488	558	629	697	765	835	903	974	1045	1116	1232	1348	1464
72"	325	305	378	455	534	608	683	760	835	911	989	1061	1139	1214	1341	1467	1594
78"	350	330	409	492	575	657	741	823	903	989	1073	1152	1234	1341	1480	1620	1760
84"	374	354	444	534	620	710	797	884	974	1061	1152	1239	1352	1443	1593	1743	1893
90"	399	378	476	572	661	760	854	949	1045	1139	1234	1352	1449	1546	1707	1868	2029
96"	424	404	507	608	710	810	911	1011	1118	1214	1341	1443	1544	1650	1822	1993	2164
102"	451	431	537	645	751	859	969	1075	1182	1313	1424	1533	1643	1753	1935	2118	2301
108"	476	455	572	683	797	911	1028	1139	1252	1393	1508	1623	1739	1856	2049	2243	2437
114"	500	481	600	721	842	961	1082	1201	1346	1467	1592	1714	1835	1960	2164	2368	2573
120"	527	507	633	760	884	1011	1139	1267	1417	1546	1676	1803	1931	2061	2275	2487	2701

NOTE: Due to weight limitations, blinds to right of heavy line will be manufactured as two or three blinds on one headrail. Single blinds over 43 sq. ft. will be heavy and difficult to lift and may have light gaps toward the bottom of the blind.

COLORS

2" PAINT COLORS

Almond	1724	Dover White	1683
Angora	1052	Ivory	1325
Antique White	1026	Manatee	1765
Base Black	1767	Overcast	1764
Base White	1051	Snowflake	1603
Crisp White	1712	Stucco	1963
Custom Color	CUSP		

2" STAIN COLORS

Cappuccino	1546	Harbor Grey	1761	Peru	1688
Cherry Wood	1014	Henna	1949	Pickled White	1762
Cognac	1465	Homestead Oak	1943	Saddle Brown	1694
Custom Color	CUSS	Honey Maple	1013	Sienna	1685
Dark Cherry	1316	Horseshoe	1760	Truffle	1054
Dark Walnut	1641	Knotty Pine	1515	Walnut	1012
Espresso	1716	Light Pecan	1020	Wheat	1710
Golden Oak	1030	Natural	1007		

NOTE: Color of wood may vary slightly due to the natural characteristics of wood. See page 2 for more information.

Price Charts

PRICE GROUP G: TRADITIONS® ELITE 1" & 2 3/8" AND 2" GLAZED BEADED SLAT WOOD BLINDS

1", 2 3/8" AND 2" GLAZED BEADED SLAT STANDARD BLIND PRICING

2 3/8" AND 2" GLAZED BEADED SLAT CORDLESS BLIND PRICING

HEIGHT UP TO ↓	WIDTH UP TO →																
	12"	24"	32"	36"	42"	48"	54"	60"	66"	72"	78"	84"*	90"	96"	106"	116"	120"
30"	\$210	194	206	258	302	343	380	413	452	500	531	569	613	655	724	793	862
36"	217	201	234	281	327	370	411	455	496	536	580	618	653	698	771	844	917
42"	228	211	262	312	362	410	457	505	552	596	642	686	728	776	857	938	1019
48"	248	231	286	340	392	446	501	550	604	661	715	770	827	882	974	1066	1158
54"	272	255	312	374	434	496	556	621	683	743	804	864	929	989	1092	1195	1298
60"	298	281	343	411	481	550	621	687	758	827	894	961	1030	1099	1213	1327	1441
66"	319	302	377	455	529	604	683	758	831	906	983	1057	1135	1211	1337	1463	1589
72"	347	331	411	496	580	661	743	827	906	987	1072	1154	1237	1317	1454	1591	1728
78"	374	356	446	536	624	715	804	894	983	1072	1165	1251	1340	1457	1609	1761	1913
84"	402	384	481	580	673	770	864	961	1057	1154	1251	1345	1469	1567	1731	1895	2059
90"*	427	411	517	621	721	827	929	1030	1135	1237	1340	1469	1574	1680	1855	2030	2205
96"	455	438	550	661	770	881	987	1099	1213	1317	1457	1567	1679	1793	1979	2165	2351
102"	487	470	583	700	815	935	1053	1168	1284	1428	1549	1666	1785	1906	2105	2304	2503
108"	513	496	621	743	864	987	1113	1237	1362	1512	1638	1763	1890	2016	2226	2436	2646
114"	541	523	651	783	915	1045	1175	1306	1463	1594	1728	1862	1993	2128	2349	2570	2791
120"	567	550	687	827	961	1099	1237	1377	1538	1680	1819	1958	2098	2238	2472	2706	2940

ADD SURCHARGE TO BLIND PRICE	
Cordless*	\$112 (single blind) / \$224 (multiple blinds)

*2 3/8" Wood Blinds only: Cordless blinds are available in the outlined area above; multiple blinds on one headrail required for cordless blinds over 84" wide. Cordless maximum height 86".

2 3/8" SLAT WITH NOHOLES™ OR CLOTH TAPES (See page 14 for color selection)

HEIGHT UP TO ↓	WIDTH UP TO →																
	12"	24"	32"	36"	42"	48"	54"	60"	66"	72"	78"	84"	90"	96"	106"	116"	120"
30"	\$242	223	237	297	347	394	437	475	520	575	611	654	705	753	832	911	990
36"	250	231	269	323	376	426	473	523	570	616	667	711	751	803	887	971	1055
42"	262	243	301	359	416	472	526	581	635	685	738	789	837	892	985	1078	1171
48"	285	266	329	391	451	513	576	633	695	760	822	886	951	1014	1120	1226	1332
54"	313	293	359	430	499	570	639	714	785	854	925	994	1068	1137	1255	1373	1491
60"	343	323	394	473	553	633	714	790	872	951	1028	1105	1185	1264	1395	1526	1657
66"	367	347	434	523	608	695	785	872	956	1042	1130	1216	1305	1393	1538	1683	1828
72"	399	381	473	570	667	760	854	951	1042	1135	1233	1327	1423	1515	1673	1831	1989
78"	430	409	513	616	718	822	925	1028	1130	1233	1340	1439	1541	1676	1851	2026	2201
84"	462	442	553	667	774	886	994	1105	1216	1327	1439	1547	1689	1802	1991	2180	2369
90"	491	473	595	714	829	951	1068	1185	1305	1423	1541	1689	1810	1932	2133	2334	2535
96"	523	504	633	760	886	1013	1135	1264	1395	1515	1676	1802	1931	2062	2276	2490	2704
102"	560	541	670	805	937	1075	1211	1343	1477	1642	1781	1916	2053	2192	2421	2650	2879
108"	590	570	714	854	994	1135	1280	1423	1566	1739	1884	2027	2174	2318	2560	2802	3044
114"	622	601	749	900	1052	1202	1351	1502	1682	1833	1987	2141	2292	2447	2701	2955	3209
120"	652	633	790	951	1105	1264	1423	1584	1769	1932	2092	2252	2413	2574	2843	3112	3381

NOTE: Due to weight limitations, blinds to right of heavy line will be manufactured as two or three blinds on one headrail. Single blinds over 43 sq. ft. will be heavy and difficult to lift and may have light gaps toward the bottom of the blind.

COLORS

1" AND 2 3/8" COLORS

Available in all Traditions paints and stains as well as Custom Color
 Custom Color PaintCUSP
 Custom Color StainCUSS

2" GLAZED COLORS

Brown1074
 White1098

NOTE: Color of wood may vary slightly due to the natural characteristics of wood. See page 2 for more information.

Price Charts

PRICE GROUP H: TRADITIONS® ELITE AUTHENTIC AMERICAN HARDWOODS

STANDARD BLIND AND CORDLESS BLIND PRICING

HEIGHT UP TO ↓	WIDTH UP TO →																
	12"	24"	32"	36"	42"	48"	54"	60"	66"	72"	78"	84"	90"	96"	106"	116"	120"
30"	\$381	362	435	480	524	566	640	750	775	801	967	1029	1088	1149	1268	1386	1505
36"	430	412	488	532	583	631	733	849	886	909	1062	1143	1212	1280	1414	1549	1683
42"	470	452	535	590	648	703	822	943	970	1026	1194	1289	1366	1442	1593	1744	1895
48"	504	488	583	644	711	780	906	1033	1096	1149	1323	1447	1537	1629	1799	1970	2140
54"	555	537	639	701	780	849	995	1122	1219	1286	1484	1597	1695	1793	1979	2165	2351
60"	608	591	700	763	841	929	1090	1219	1323	1401	1612	1738	1845	1951	2155	2359	2563
66"	653	635	747	816	906	1016	1191	1332	1450	1543	1758	1893	2044	2194	2422	2650	2878
72"*	712	694	806	874	980	1104	1291	1453	1539	1637	1867	2016	2141	2269	2506	2744	2981
78"*	731	713	829	898	1008	1140	1327	1493	1592	1750	1993	2154	2287	2419	2671	2922	3174
84"	783	764	882	951	1082	1221	1399	1525	1700	1880	2131	2298	2442	2585	2855	3124	3394
90"	836	818	938	1008	1143	1292	1480	1612	1809	1992	2239	2448	2602	2756	3043	3330	3617
96"	864	848	967	1038	1194	1351	1555	1716	1929	2118	2400	2597	2782	2967	3277	3587	3897
102"	904	886	1020	1098	1272	1440	1654	1822	2042	2253	2544	2739	2936	3131	3458	3785	4111
108"	948	930	1069	1152	1331	1510	1738	1912	2151	2369	2567	2764	2962	3158	3488	3818	4148
114"	986	967	1128	1219	1404	1593	1828	2022	2261	2496	2705	2912	3121	3328	3674	4021	4367
120"	1033	1014	1178	1272	1472	1670	1916	2079	2369	2585	2801	3034	3266	3501	3865	4229	4593
ADD SURCHARGE TO BLIND PRICE																	
Cordless*	\$112 (single blind)												\$224 (multiple blinds)				

*Cordless blinds are available in the outlined area above; multiple blinds on one headrail required for cordless blinds over 84" wide. Cordless maximum height 78" for Cherry and Maple; 68" for Walnut.

NOHOLES™ OR CLOTH TAPES (See page 14 for color selection)

HEIGHT UP TO ↓	WIDTH UP TO →																
	12"	24"	32"	36"	42"	48"	54"	60"	66"	72"	78"	84"	90"	96"	106"	116"	120"
30"	\$438	416	500	552	603	651	736	863	891	921	1112	1183	1251	1321	1458	1594	1731
36"	495	474	561	612	670	726	843	976	1019	1045	1221	1314	1394	1472	1626	1781	1935
42"	541	520	615	679	745	808	945	1084	1116	1180	1373	1482	1571	1658	1832	2006	2179
48"	580	561	670	741	818	897	1042	1188	1260	1321	1521	1664	1768	1873	2069	2266	2461
54"	638	618	735	806	897	976	1144	1290	1402	1479	1707	1837	1949	2062	2276	2490	2704
60"	699	680	805	877	967	1068	1254	1402	1521	1611	1854	1999	2122	2244	2478	2713	2947
66"	751	730	859	938	1042	1168	1370	1532	1668	1774	2022	2177	2351	2523	2785	3048	3310
72"	819	798	927	1005	1127	1270	1485	1671	1770	1883	2147	2318	2462	2609	2882	3156	3428
78"	841	820	953	1033	1159	1311	1526	1717	1831	2013	2292	2477	2630	2782	3072	3360	3650
84"	900	879	1014	1094	1244	1404	1609	1754	1955	2162	2451	2643	2808	2973	3283	3593	3903
90"	961	941	1079	1159	1314	1486	1702	1854	2080	2291	2575	2815	2992	3169	3499	3830	4160
96"	994	975	1112	1194	1373	1554	1788	1973	2218	2436	2760	2987	3199	3412	3769	4125	4482
102"	1040	1019	1173	1263	1463	1656	1902	2095	2348	2591	2926	3150	3376	3601	3977	4353	4728
108"	1090	1070	1229	1325	1531	1737	1999	2199	2474	2724	2952	3179	3406	3632	4011	4391	4770
114"	1134	1112	1297	1402	1615	1832	2102	2325	2600	2870	3111	3349	3589	3827	4225	4624	5022
120"	1188	1166	1355	1463	1693	1921	2203	2391	2724	2973	3221	3489	3756	4026	4445	4863	5282

NOTE: Due to weight limitations, blinds to right of heavy line will be manufactured as two or three blinds on one headrail. Single blinds over 43 sq. ft. will be heavy and difficult to lift and may have light gaps toward the bottom of the blind.

COLORS

- Cherry C007
- Maple M007
- Walnut W007

NOTE: Color of wood may vary slightly due to the natural characteristics of wood. See page 2 for more information. These authentic hardwood blinds will undergo a degree of color change over time, further enhancing the beauty of the wood.

Price Charts

PRICE GROUP I & J: ELITE WOOD SPECIALTY SHAPE BLINDS

PRICE GROUP I: ARCHED BLINDS, ANGLE TOP OR BOTTOM, TRAPEZOID, TRIANGLE, OCTAGON

HEIGHT UP TO ↓	WIDTH UP TO →												
	24"	32"	36"	42"	48"	54"	60"	66"	72"	78"	84"	90"	96"
30"	\$1894	1923	1957	1984	2013	2042	2074	2102	2131	2160	2192	2221	2250
36"	1911	1942	1980	2013	2045	2078	2115	2147	2181	2214	2250	2282	2314
42"	1927	1964	2006	2042	2079	2115	2157	2192	2229	2265	2307	2343	2380
48"	1944	1984	2031	2071	2112	2153	2198	2237	2280	2320	2365	2406	2445
54"	1963	2007	2057	2102	2147	2192	2243	2287	2334	2379	2429	2473	2518
60"	1978	2028	2083	2131	2181	2229	2284	2332	2382	2432	2487	2581	2689
66"	1995	2049	2107	2160	2214	2267	2325	2377	2432	2504	2623	2746	2867
72"	2011	2071	2131	2188	2246	2303	2366	2423	2481	2648	2777	2908	3035
78"	2027	2090	2157	2217	2279	2341	2408	2468	2531	2793	2929	3071	3255
84"	2045	2109	2181	2246	2312	2377	2449	2513	2580	2929	3078	3276	3430
90"	2061	2131	2207	2274	2344	2415	2488	2558	2630	3071	3276	3441	3607
96"	2078	2150	2229	2303	2377	2451	2530	2602	2678	3255	3430	3606	3788
102"	2093	2172	2255	2332	2411	2488	2571	2650	2729	3399	3585	3776	3963
108"	2109	2192	2280	2361	2444	2524	2612	2695	2839	3541	3738	3939	4140
114"	2128	2214	2305	2389	2475	2561	2653	2760	2970	3685	3894	4106	4317
120"	2143	2233	2329	2418	2508	2599	2695	2882	3105	3828	4049	4269	4492

Template Service Fee: \$25 net

PRICE GROUP J: CIRCLE AND OVAL BLINDS

DIAMETER UP TO →									
24"	32"	36"	42"	48"	54"	60"	66"	72"	
\$4371	4424	4516	4641	4742	4902	5023	5152	5359	

Template Service Fee: \$25 net

COLORS

2" PAINT COLORS

Almond.....	1724	Dover White	1683
Angora	1052	Ivory	1325
Antique White	1026	Manatee	1765
Base Black	1767	Overcast	1764
Base White	1051	Snowflake	1603
Crisp White.....	1712	Stucco.....	1963
Custom Color	CUSP		

2" STAIN COLORS

Cappuccino.....	1546	Harbor Grey.....	1761	Peru.....	1688
Cherry Wood	1014	Henna	1949	Pickled White.....	1762
Cognac	1465	Homestead Oak ...	1943	Saddle Brown	1694
Custom Color	CUSS	Honey Maple.....	1013	Sienna	1685
Dark Cherry.....	1316	Horseshoe.....	1760	Truffle	1054
Dark Walnut.....	1641	Knotty Pine	1515	Walnut	1012
Espresso	1716	Light Pecan	1020	Wheat	1710
Golden Oak.....	1030	Natural	1007		

Note: Color of wood may vary slightly due to the natural characteristics of wood. See page 2 for more information.
 Use appropriate Traditions® color numbers for 1" and 2½" slats, see Price Charts for those products.

Price Charts

PRICE GROUP K: TRADITIONS® 2" COMPOSITE BLINDS

STANDARD BLIND AND CORDLESS BLIND PRICING – 2" SLATS

HEIGHT UP TO ↓	WIDTH UP TO →																
	12"	24"	32"	36"	42"	48"	54"	60"	66"*	72"	78"	84"	90"	96"	106"	116"	120"
30"	\$113	96	114	135	148	159	177	210	218	225	272	288	308	322	356	390	425
36"	127	111	129	151	164	176	205	236	249	255	309	320	341	361	399	437	475
42"	138	120	143	165	181	197	229	264	272	287	335	363	386	405	447	490	532
48"	149	130	156	178	199	218	254	290	308	322	372	406	434	459	506	554	601
54"	161	145	169	196	219	236	279	315	341	363	417	448	478	503	556	608	661
60"	176	159	186	212	234	259	307	340	372	394	452	488	522	546	604	662	720
66"	189	170	200	227	254	284	334	375	406	432	493	530	588	615	678	741	804
72"*	208	191	212	246	274	309	363	407	431	461	524	565	606	635	702	770	837
78"	212	195	219	253	281	319	372	420	443	490	560	604	646	679	750	821	893
84"	225	209	231	265	304	343	393	428	478	529	597	646	690	726	803	879	956
90"	241	223	248	283	320	363	415	452	508	558	628	688	737	773	854	936	1018
96"	249	230	256	291	335	378	435	481	542	593	674	730	778	819	906	993	1079
102"	260	244	270	309	358	404	464	512	572	632	713	773	828	871	962	1053	1144
108"	272	255	280	323	373	425	488	536	603	664	747	811	870	910	1006	1102	1198
114"	282	265	293	341	394	446	513	567	633	701	791	853	912	959	1059	1159	1259
120"	298	279	308	358	412	470	537	584	666	732	822	893	958	1005	1110	1216	1321

ADD SURCHARGE TO BLIND PRICE

Cordless*	\$112 (single blind)	\$224 (multiple blinds)
-----------	----------------------	-------------------------

*Cordless blinds are available in the outlined area above; multiple blinds on one headrail required for cordless blinds over 66" wide. Cordless maximum height 72"; maximum square foot: 29 sq. ft.

2" SLATS WITH NOHOLES™ OR CLOTH TAPES (See page 14 for color selection)

HEIGHT UP TO ↓	WIDTH UP TO →																
	12"	24"	32"	36"	42"	48"	54"	60"	66"	72"	78"	84"	90"	96"	106"	116"	120"
30"	\$130	110	131	155	170	183	204	242	251	259	313	331	354	370	409	449	489
36"	146	128	148	174	189	202	236	271	286	293	355	368	392	415	459	503	546
42"	159	138	164	190	208	227	263	304	313	330	385	417	444	466	514	564	612
48"	171	150	179	205	229	251	292	334	354	370	428	467	499	528	582	637	691
54"	185	167	194	225	252	271	321	362	392	417	480	515	550	578	639	699	760
60"	202	183	214	244	269	298	353	391	428	453	520	561	600	628	695	761	828
66"	217	196	230	261	292	327	384	431	467	497	567	610	676	707	780	852	925
72"	239	220	244	283	315	355	417	468	496	530	603	650	697	730	807	886	963
78"	244	224	252	291	323	367	428	483	509	564	644	695	743	781	863	944	1027
84"	259	240	266	305	350	394	452	492	550	608	687	743	794	835	923	1011	1099
90"	277	256	285	325	368	417	477	520	584	642	722	791	848	889	982	1076	1171
96"	286	265	294	335	385	435	500	553	623	682	775	840	895	942	1042	1142	1241
102"	299	281	311	355	412	465	534	589	658	727	820	889	952	1002	1106	1211	1316
108"	313	293	322	371	429	489	561	616	693	764	859	933	1001	1047	1157	1267	1378
114"	324	305	337	392	453	513	590	652	728	806	910	981	1049	1103	1218	1333	1448
120"	343	321	354	412	474	541	618	672	766	842	945	1027	1102	1156	1277	1398	1519

NOTE: Due to weight limitations, blinds to right of heavy line will be manufactured as two or three blinds on one headrail. Single blinds over 43 sq. ft. will be heavy and difficult to lift and may have light gaps toward the bottom of the blind.

COLORS

- | | |
|------------------------------|-----------------------------------|
| Antique White 2026 | Streaked Cream 2715 |
| Arctic White 2539 | Streaked Prairie 2787 |
| Designer White. 2055 | Streaked Sandstone 2686 |
| Snowflake 2603 | Swiss Coffee 2692 |

Price Charts

PRICE GROUP L: TRADITIONS® 2½" DOUBLE BEVEL COMPOSITE BLINDS

STANDARD BLIND – 2½" SLATS

HEIGHT UP TO ↓	WIDTH UP TO →																
	12"	24"	32"	36"	42"	48"	54"	60"	66"	72"	78"	84"	90"	96"	106"	116"	120"
30"	\$150	134	157	186	205	221	247	293	301	312	375	402	426	447	493	540	587
36"	168	152	179	209	226	246	283	328	346	354	427	445	473	498	550	602	654
42"	186	167	198	229	252	273	320	368	375	400	465	503	534	560	618	676	734
48"	198	180	216	249	274	301	353	404	426	447	517	562	604	636	703	770	837
54"	217	201	235	271	303	328	386	434	473	503	579	621	665	699	771	843	916
60"	240	221	258	295	327	360	423	471	517	547	628	677	726	760	840	921	1001
66"	254	236	275	318	353	398	464	521	562	600	684	735	814	851	940	1029	1119
72"	278	262	295	338	380	427	503	564	597	638	728	782	840	882	975	1069	1162
78"	286	269	303	349	390	444	517	582	615	680	775	839	897	940	1038	1137	1235
84"	309	292	322	370	420	476	545	591	665	734	828	897	959	1005	1109	1214	1318
90"	327	311	345	393	445	503	577	628	703	773	873	956	1020	1072	1182	1293	1404
96"	338	321	355	406	465	526	605	667	753	824	934	1011	1081	1136	1255	1373	1492
102"	352	334	374	427	495	558	640	709	791	877	988	1072	1150	1206	1330	1453	1577
108"	370	354	389	450	519	588	677	742	837	923	1036	1125	1205	1262	1393	1524	1654
114"	387	370	408	473	547	620	711	787	878	972	1096	1182	1265	1330	1470	1610	1750
120"	404	386	426	495	570	651	743	810	926	1014	1142	1238	1328	1394	1540	1686	1832

2½" SLATS WITH NOHOLES™ OR CLOTH TAPES (See page 14 for color selection)

HEIGHT UP TO ↓	WIDTH UP TO →																
	12"	24"	32"	36"	42"	48"	54"	60"	66"	72"	78"	84"	90"	96"	106"	116"	120"
30"	\$173	154	181	214	236	254	284	337	346	359	431	462	490	514	567	621	675
36"	193	175	206	240	260	283	325	377	398	407	491	512	544	573	633	692	752
42"	214	192	228	263	290	314	368	423	431	460	535	578	614	644	711	777	844
48"	228	207	248	286	315	346	406	465	490	514	595	646	695	731	808	886	963
54"	250	231	270	312	348	377	444	499	544	578	666	714	765	804	887	969	1053
60"	276	254	297	339	376	414	486	542	595	629	722	779	835	874	966	1059	1151
66"	292	271	316	366	406	458	534	599	646	690	787	845	936	979	1081	1183	1287
72"	320	301	339	389	437	491	578	649	687	734	837	899	966	1014	1121	1229	1336
78"	329	309	348	401	449	511	595	669	707	782	891	965	1032	1081	1194	1308	1420
84"	355	336	370	426	483	547	627	680	765	844	952	1032	1103	1156	1275	1396	1516
90"	376	358	397	452	512	578	664	722	808	889	1004	1099	1173	1233	1359	1487	1615
96"	389	369	408	467	535	605	696	767	866	948	1074	1163	1243	1306	1443	1579	1716
102"	405	384	430	491	569	642	736	815	910	1009	1136	1233	1323	1387	1530	1671	1814
108"	426	407	447	518	597	676	779	853	963	1061	1191	1294	1386	1451	1602	1753	1902
114"	445	426	469	544	629	713	818	905	1010	1118	1260	1359	1455	1530	1691	1852	2013
120"	465	444	490	569	656	749	854	932	1065	1166	1313	1424	1527	1603	1771	1939	2107

NOTE: Due to weight limitations, blinds to right of heavy line will be manufactured as two or three blinds on one headrail.
Single blinds over 43 sq. ft. will be heavy and difficult to lift and may have light gaps toward the bottom of the blind.

COLORS

- Antique White 9026
- Arctic White 9539
- Dark Cherry 9316
- Designer White. 9055
- Golden Oak 9030
- Honey Maple 9013
- Snowflake 9603

Price Charts

PRICE GROUP M: LAKE FOREST® 2" PREMIUM FAUX WOOD BLINDS

STANDARD BLIND AND CORDLESS BLIND PRICING – 2" SLATS

HEIGHT UP TO ↓	WIDTH UP TO →																
	12"	24"	32"	36"	42"	48"	54"	60"	66"*	72"	78"	84"	90"	96"	106"	116"	120"
30"	\$104	88	104	124	136	145	164	194	199	205	249	265	281	296	328	360	392
36"	118	102	117	138	150	162	188	216	228	236	282	294	313	328	363	398	433
42"	126	110	132	150	167	181	211	242	249	264	307	332	353	369	409	449	489
48"	136	118	145	165	183	199	232	266	281	296	341	372	399	418	462	506	550
54"	150	134	154	180	200	216	255	288	313	332	381	411	438	461	510	559	608
60"	161	145	168	196	215	239	279	312	341	360	414	447	477	501	554	607	660
66"	173	157	185	208	232	263	305	342	372	395	451	486	536	563	622	681	740
72"*	189	171	196	222	251	283	332	373	395	420	479	517	555	582	643	704	765
78"	195	177	200	230	257	292	341	384	408	450	513	554	590	629	695	761	827
84"	210	194	213	246	278	313	358	391	438	483	548	590	635	681	752	823	894
90"	220	204	227	257	294	333	380	414	464	512	574	638	703	767	847	927	1007
96"	230	213	236	267	307	348	399	441	497	545	616	689	762	833	921	1009	1097
102"	238	220	248	282	324	369	423	468	523	579	632	713	792	871	964	1057	1150
108"	252	236	256	298	342	387	447	491	554	616	680	741	803	880	974	1068	1162
114"	261	245	270	313	361	409	470	519	568	625	684	757	829	902	997	1092	1187
120"	270	254	282	324	378	429	492	533	576	641	709	775	843	909	1005	1101	1197
ADD SURCHARGE TO BLIND PRICE																	
Cordless*	\$112 (single blind)									\$224 (multiple blinds)							

*Cordless blinds are available in the outlined area above; multiple blinds on one headrail required for cordless blinds over 63" wide. Cordless maximum height 72".

2" SLATS WITH NOHOLES™ OR CLOTH TAPES (See page 14 for color selection)

HEIGHT UP TO ↓	WIDTH UP TO →																
	12"	24"	32"	36"	42"	48"	54"	60"	66"	72"	78"	84"	90"	96"	106"	116"	120"
30"	\$120	101	120	143	156	167	189	223	229	236	286	305	323	340	377	414	451
36"	136	117	135	159	173	186	216	248	262	271	324	338	360	377	417	457	497
42"	145	127	152	173	192	208	243	278	286	304	353	382	406	424	470	516	562
48"	156	136	167	190	210	229	267	306	323	340	392	428	459	481	532	583	634
54"	173	154	177	207	230	248	293	331	360	382	438	473	504	530	586	642	698
60"	185	167	193	225	247	275	321	359	392	414	476	514	549	576	637	698	759
66"	199	181	213	239	267	302	351	393	428	454	519	559	616	647	715	783	851
72"	217	197	225	255	289	325	382	429	454	483	551	595	638	669	739	809	879
78"	224	204	230	265	296	336	392	442	469	518	590	637	679	723	799	875	951
84"	242	223	245	283	320	360	412	450	504	555	630	679	730	783	865	947	1029
90"	253	235	261	296	338	383	437	476	534	589	660	734	808	882	974	1066	1158
96"	265	245	271	307	353	400	459	507	572	627	708	792	876	958	1059	1160	1261
102"	274	253	285	324	373	424	486	538	601	666	727	820	911	1002	1109	1216	1323
108"	290	271	294	343	393	445	514	565	637	708	782	852	923	1012	1120	1228	1336
114"	300	282	311	360	415	470	541	597	653	719	787	871	953	1037	1146	1255	1364
120"	311	292	324	373	435	493	566	613	662	737	815	891	969	1045	1155	1265	1375

NOTE: Due to weight limitations, blinds to right of heavy line will be manufactured as two or three blinds on one headrail. Single blinds over 43 sq. ft. will be heavy and difficult to lift and may have light gaps toward the bottom of the blind.

COLORS

Cognac	2465	Phantom	2707
Dark Cherry	2316	Saddle Brown	2694
Golden Oak	2030	Sienna	2685
Honey Maple	2013	Walnut	2012
Morel	2706	Wheat	2710
Natural	2007		

Price Charts

PRICE GROUP N: LAKE FOREST® 2½" PREMIUM FAUX WOOD BLINDS

STANDARD BLIND AND CORDLESS BLIND PRICING – 2½" SLATS

HEIGHT UP TO ↓	WIDTH UP TO →																
	12"	24"	32"	36"	42"	48"	54"	60"	66"*	72"	78"	84"	90"	96"	106"	116"	120"
30"	\$124	106	125	149	162	174	195	230	236	246	295	316	335	352	390	428	465
36"	140	122	139	164	179	193	226	260	272	280	339	351	374	392	433	474	515
42"	150	130	157	181	197	218	251	291	298	316	367	397	421	446	492	539	586
48"	163	143	172	196	220	236	277	317	335	352	408	447	477	499	551	602	653
54"	176	157	187	217	237	260	304	344	374	393	456	491	524	551	608	665	722
60"	193	174	201	233	259	285	335	372	408	428	495	536	571	600	661	723	784
66"	209	188	221	250	277	311	366	410	447	474	540	581	643	676	747	817	888
72"*	223	204	233	266	300	339	397	448	472	505	575	616	663	698	771	844	917
78"	233	214	237	276	309	350	408	458	487	536	612	662	708	752	830	907	985
84"	246	228	253	292	332	375	428	466	523	577	652	707	758	811	895	979	1064
90"	263	244	271	310	351	399	456	495	555	611	689	766	841	920	1017	1114	1211
96"	274	253	280	317	367	415	478	526	594	650	736	823	910	994	1098	1202	1305
102"	285	266	294	337	390	443	508	560	629	692	757	848	942	1033	1140	1247	1354
108"	299	280	307	353	409	464	535	587	659	735	808	882	958	1057	1166	1276	1385
114"	309	291	323	374	430	488	561	619	679	752	828	902	975	1088	1200	1313	1426
120"	324	304	337	390	451	514	589	640	689	773	858	942	1027	1110	1226	1341	1456
ADD SURCHARGE TO BLIND PRICE																	
Cordless*	\$112 (single blind)									\$224 (multiple blinds)							

*Cordless blinds are available in the outlined area above; multiple blinds on one headrail required for cordless blinds over 63" wide. Cordless maximum height 72".

2½" SLATS WITH NOHOLES™ OR CLOTH TAPES (See page 14 for color selection)

HEIGHT UP TO ↓	WIDTH UP TO →																
	12"	24"	32"	36"	42"	48"	54"	60"	66"	72"	78"	84"	90"	96"	106"	116"	120"
30"	\$143	122	144	171	186	200	224	265	271	283	339	363	385	405	449	492	535
36"	161	140	160	189	206	222	260	299	313	322	390	404	430	451	498	545	592
42"	173	150	181	208	227	251	289	335	343	363	422	457	484	513	566	620	674
48"	187	164	198	225	253	271	319	365	385	405	469	514	549	574	634	692	751
54"	202	181	215	250	273	299	350	396	430	452	524	565	603	634	699	765	830
60"	222	200	231	268	298	328	385	428	469	492	569	616	657	690	760	831	902
66"	240	216	254	288	319	358	421	472	514	545	621	668	739	777	859	940	1021
72"	256	235	268	306	345	390	457	515	543	581	661	708	762	803	887	971	1055
78"	268	246	273	317	355	403	469	527	560	616	704	761	814	865	955	1043	1133
84"	283	262	291	336	382	431	492	536	601	664	750	813	872	933	1029	1126	1224
90"	302	281	312	357	404	459	524	569	638	703	792	881	967	1058	1170	1281	1393
96"	315	291	322	365	422	477	550	605	683	748	846	946	1047	1143	1263	1382	1501
102"	328	306	338	388	449	509	584	644	723	796	871	975	1083	1188	1311	1434	1557
108"	344	322	353	406	470	534	615	675	758	845	929	1014	1102	1216	1341	1467	1593
114"	355	335	371	430	495	561	645	712	781	865	952	1037	1121	1251	1380	1510	1640
120"	373	350	388	449	519	591	677	736	792	889	987	1083	1181	1277	1410	1542	1674

NOTE: Due to weight limitations, blinds to right of heavy line will be manufactured as two or three blinds on one headrail. Single blinds over 43 sq. ft. will be heavy and difficult to lift and may have light gaps toward the bottom of the blind.

COLORS

Cognac 7465	Morel 7706	Sienna 7685
Dark Cherry 7316	Natural 7007	Walnut 7012
Golden Oak 7030	Phantom 7707	Wheat 7710
Honey Maple 7013	Saddle Brown 7694	

Price Charts

PRICE GROUP O: LAKE FOREST® 2" FAUX WOOD BLINDS

STANDARD BLIND AND CORDLESS BLIND PRICING – 2" SLATS

HEIGHT UP TO ↓	WIDTH UP TO →																
	12"	24"	32"	36"	42"	48"	54"	60"	66"*	72"	78"	84"	90"	96"	106"	116"	120"
30"	\$99	83	97	114	125	135	153	177	186	191	230	246	259	272	301	330	359
36"	110	94	109	128	139	150	172	200	212	216	261	271	291	304	337	370	403
42"	118	102	120	139	155	167	195	223	230	245	284	307	326	343	379	415	451
48"	126	110	135	154	168	186	215	247	259	272	315	345	368	387	428	469	510
54"	139	121	143	165	187	200	238	266	291	307	353	380	407	425	469	513	557
60"	151	135	156	181	199	220	258	289	315	333	383	414	443	463	512	561	610
66"	162	146	169	194	215	243	282	317	345	365	417	450	497	521	575	629	683
72"*	176	160	181	207	232	263	307	347	365	391	445	477	514	540	597	654	711
78"	181	164	187	213	240	270	315	356	377	416	474	513	548	581	641	701	761
84"	195	177	197	226	257	291	332	361	407	447	506	548	588	630	695	760	825
90"	206	190	211	240	271	308	352	383	429	472	531	590	651	710	783	856	929
96"	213	197	216	248	284	321	368	409	460	504	571	638	706	771	852	933	1014
102"	220	204	228	261	301	343	393	434	486	536	585	659	733	807	892	977	1062
108"	233	216	239	274	317	359	414	455	513	571	629	685	744	816	902	988	1074
114"	242	224	250	291	334	378	436	479	525	579	633	700	768	834	921	1008	1095
120"	253	237	261	301	351	398	457	495	533	595	657	718	779	843	931	1019	1107
ADD SURCHARGE TO BLIND PRICE																	
Cordless*	\$112 (single blind)									\$224 (multiple blinds)							

*Cordless blinds are available in the outlined area above; multiple blinds on one headrail required for cordless blinds over 63" wide. Cordless maximum height 72".

2" SLATS WITH NOHOLES™ OR CLOTH TAPES (See page 14 for color selection)

HEIGHT UP TO ↓	WIDTH UP TO →																
	12"	24"	32"	36"	42"	48"	54"	60"	66"	72"	78"	84"	90"	96"	106"	116"	120"
30"	\$114	95	112	131	144	155	176	204	214	220	265	283	298	313	346	379	412
36"	127	108	125	147	160	173	198	230	244	248	300	312	335	350	388	426	464
42"	136	117	138	160	178	192	224	256	265	282	327	353	375	394	435	476	517
48"	145	127	155	177	193	214	247	284	298	313	362	397	423	445	492	539	586
54"	160	139	164	190	215	230	274	306	335	353	406	437	468	489	540	591	642
60"	174	155	179	208	229	253	297	332	362	383	440	476	509	532	588	644	700
66"	186	168	194	223	247	279	324	365	397	420	480	518	572	599	661	723	785
72"	202	184	208	238	267	302	353	399	420	450	512	549	591	621	687	753	819
78"	208	189	215	245	276	311	362	409	434	478	545	590	630	668	737	806	875
84"	224	204	227	260	296	335	382	415	468	514	582	630	676	725	800	875	950
90"	237	219	243	276	312	354	405	440	493	543	611	679	749	817	901	985	1069
96"	245	227	248	285	327	369	423	470	529	580	657	734	812	887	980	1073	1166
102"	253	235	262	300	346	394	452	499	559	616	673	758	843	928	1026	1124	1222
108"	268	248	275	315	365	413	476	523	590	657	723	788	856	938	1037	1136	1235
114"	278	258	288	335	384	435	501	551	604	666	728	805	883	959	1059	1159	1259
120"	291	273	300	346	404	458	526	569	613	684	756	826	896	969	1070	1171	1272

NOTE: Due to weight limitations, blinds to right of heavy line will be manufactured as two or three blinds on one headrail. Single blinds over 43 sq. ft. will be heavy and difficult to lift and may have light gaps toward the bottom of the blind.

COLORS

Almond	5724	Milky Way	5058	Textured Milky Way*	5304
Buttermilk	5078	Natural	5007	Textured White*	5951
Cherry	5655	Nutmeg	5264	White	5035
Coconut	5630	Textured Buttermilk*	5953		
Marshmallow	5742	Textured Coconut*	5299		

*Classic Valance will be textured to coordinate with textured slats. Majestic Valance will be color coordinated in a smooth finish.

Price Charts

PRICE GROUP P: LAKE FOREST® 2½" FAUX WOOD BLINDS

STANDARD BLIND AND CORDLESS BLIND PRICING – 2½" SLATS

HEIGHT UP TO ↓	WIDTH UP TO →																
	12"	24"	32"	36"	42"	48"	54"	60"	66"*	72"	78"	84"	90"	96"	106"	116"	120"
30"	\$109	93	110	131	142	153	171	202	207	216	259	277	294	309	342	375	408
36"	123	107	122	144	157	169	198	228	239	246	297	308	328	344	380	416	452
42"	132	114	138	159	173	191	220	255	261	277	322	348	369	391	432	473	514
48"	143	125	151	172	193	207	243	278	294	309	358	392	418	438	483	528	573
54"	154	138	164	190	208	228	267	302	328	345	400	431	460	483	533	583	633
60"	169	153	176	204	227	250	294	326	358	375	434	470	501	526	580	634	688
66"	183	165	194	219	243	273	321	360	392	416	474	510	564	593	655	717	779
72"*	196	179	204	233	263	297	348	393	414	443	504	540	582	612	676	740	804
78"	204	188	208	242	271	307	358	402	427	470	537	581	621	660	728	796	864
84"	216	200	222	256	291	329	375	409	459	506	572	620	665	711	785	859	933
90"	231	214	238	272	308	350	400	434	487	536	604	672	738	807	892	977	1062
96"	240	222	246	278	322	364	419	461	521	570	646	722	798	872	963	1054	1145
102"	250	233	258	296	342	389	446	491	552	607	664	744	826	906	1000	1094	1188
108"	262	246	269	310	359	407	469	515	578	645	709	774	840	927	1023	1119	1215
114"	271	255	283	328	377	428	492	543	596	660	726	791	855	954	1053	1152	1251
120"	284	267	296	342	396	451	517	561	604	678	753	826	901	974	1075	1176	1277
ADD SURCHARGE TO BLIND PRICE																	
Cordless*	\$112 (single blind)									\$224 (multiple blinds)							

*Cordless blinds are available in the outlined area above; multiple blinds on one headrail required for cordless blinds over 63" wide. Cordless maximum height 72".

2½" SLATS WITH NOHOLES™ OR CLOTH TAPES (See page 14 for color selection)

HEIGHT UP TO ↓	WIDTH UP TO →																
	12"	24"	32"	36"	42"	48"	54"	60"	66"	72"	78"	84"	90"	96"	106"	116"	120"
30"	\$125	107	127	151	163	176	197	232	238	248	298	319	338	355	393	431	469
36"	141	123	140	166	181	194	228	262	275	283	342	354	377	396	437	478	519
42"	152	131	159	183	199	220	253	293	300	319	370	400	424	450	497	544	591
48"	164	144	174	198	222	238	279	320	338	355	412	451	481	504	556	608	660
54"	177	159	189	219	239	262	307	347	377	397	460	496	529	555	613	671	729
60"	194	176	202	235	261	288	338	375	412	431	499	541	576	605	667	729	791
66"	210	190	223	252	279	314	369	414	451	478	545	587	649	682	753	824	895
72"	225	206	235	268	302	342	400	452	476	509	580	621	669	704	778	852	926
78"	235	216	239	278	312	353	412	462	491	541	618	668	714	759	837	915	993
84"	248	230	255	294	335	378	431	470	528	582	658	713	765	818	903	988	1073
90"	266	246	274	313	354	403	460	499	560	616	695	773	849	928	1026	1124	1222
96"	276	255	283	320	370	419	482	530	599	656	743	830	918	1003	1108	1213	1318
102"	288	268	297	340	393	447	513	565	635	698	764	856	950	1042	1150	1258	1366
108"	301	283	309	357	413	468	539	592	665	742	815	890	966	1066	1176	1286	1396
114"	312	293	325	377	434	492	566	624	685	759	835	910	983	1097	1211	1325	1439
120"	327	307	340	393	455	519	595	645	695	780	866	950	1036	1120	1236	1352	1468

NOTE: Due to weight limitations, blinds to right of heavy line will be manufactured as two or three blinds on one headrail. Single blinds over 43 sq. ft. will be heavy and difficult to lift and may have light gaps toward the bottom of the blind.

COLORS

Buttermilk 7078	Marshmallow 7742
Coconut 7630	Milky Way 7058
Coconut Textured* 7299	White 7035

*Classic Valance will be textured to coordinate with textured slats. Majestic valance will be color coordinated in a smooth finish.

Price Charts

OPTIONS PRICING

OPTION	SURCHARGE
Accent Color (Valance/Bottomrail)	\$51 per blind (Elite Blinds and Specialty Shapes only)
Bay and Corner Window	No Charge
Beaded Slat	15% (2" Elite Blinds only)
Cloth Tapes	See Price Charts
Cord Management Cleats	Cord Winder: \$8 Solid Brass Cleat: \$10 Antique Brass Cleat: \$5
Cordless Lift Control	See Price Charts for Surcharge
Custom Color	\$99 net per color
Cut-outs	\$66
Decorative Tassels	\$35 per blind panel (Standard on Elite Blinds and Specialty Shapes)
High Gloss Finish (Elite Blinds only)	No Charge
Hold-down Brackets	No Charge
Incline Wire Blind	Double the price of the blind
Motorized Tilt	See Motorization Tab
Multiple Blinds on One Headrail	Two or Three on One Headrail: Right of the heavy line on the price charts: No charge Two on One Headrail: Left of the heavy line on the price charts: \$37 Three on One Headrail: Left of the heavy line on the price charts: \$51
NoHoles™	See Price Charts
Projection Brackets (2¾" and 4¾")	No Charge
Ring Tilt (1" and 2" only)	No Charge
Shims (¾")	No Charge
Sky Poles	3 to 6½ ft.: \$44 5 to 9½ ft.: \$67
Specialty Shapes	See Price Charts
Template Fee Service	\$25 net
Valance Keystones	\$22
Wood Cornices and Valances	See Cornices and Valances Tab
Wood Vertical Vanes Only	\$21 per foot

CUSTOM COLOR (TRADITIONS ELITE WOOD BLINDS ONLY)

• **For surcharge, see Options Pricing**

Graber® offers the unique option of custom color either paint or stain. Use the following guidelines when placing your order:

- Complete the Custom Color Match request form. Forms can be found on SWFconnect.com or graberdirect.com.
- Supply Springs Window Fashions with a color sample labeled with the color name and purchase order number. The sample needs to be at least 2" x 2". For best results, submit a 3" x 3" color sample.
- Send the order, along with the request form and color sample to:
Springs Window Fashions
ATTN: Graber Custom Color
33 West 3rd Street, Suite 400
Williamsport, PA 17701
- Approval of the custom color sample is required on orders of six or more blinds. A sample of the custom color will be sent upon request for orders of less than six blinds. If a custom color sample is not requested, the sample provided will be used to manufacture the wood blinds. If the color sample is to be returned, please note this on your order.
- Custom color samples will be sent for approval approximately two weeks after receiving the original color sample.
- Once approval is received, fabrication of the custom color blinds will begin.

Options Pricing

VALANCES AVAILABLE WITH BLIND ORDER



2 1/2" Classic Valance

- 2" Traditions® Bamboo and Barnwood (all controls)
Standard, No charge
- 2" Composite
Standard, No charge
- 2" Composite Cordless
Optional, No charge
- 2 1/2" Double Bevel Composite
Standard, No charge
- 2" Premium Faux Wood
Standard, No charge
- 2" Faux Wood
Standard, No charge
- 2 1/2" Premium Faux Wood
Standard, No charge
- 2 1/2" Faux Wood
Standard, No charge
- All Faux Wood Cordless
Optional, No charge



3" Classic Valance

- 1" Traditions Wood
Standard, No charge
- 1" Elite Wood
Optional, No charge
- 2" Traditions Wood
Standard, No charge
- 2" Traditions Cordless
Optional, No charge
- 2" Elite Wood (all controls)
Optional, No charge
- 2 3/8" Traditions Wood
Standard, No charge
- 2 3/8" Traditions Cordless
Optional, No charge
- 2 3/8" Elite Wood (all controls)
Optional, No charge
- 2 1/2" Traditions Wood Shutter Style (all controls)
Optional, No charge
- Elite Wood Verticals
Optional, No charge



3" Majestic Valance

- 2" Composite
Optional, No charge
- 2" Composite Cordless
Standard, No charge
- 2 1/2" Double Bevel Composite
Optional, No charge
- 2" Premium Faux Wood
Optional, No charge
- 2" Faux Wood
Optional, No charge
- 2 1/2" Premium Faux Wood
Optional, No charge
- 2 1/2" Faux Wood
Optional, No charge
- All Faux Wood Cordless
Standard, No charge



3 1/8" Beaded Valance

- 1" Traditions Wood
Optional, No charge
- 1" Elite Wood
Optional, No charge
- 2" Traditions Wood (all controls)
Optional, No charge
- 2" Elite Wood (all controls)
Optional, No charge
- 2 3/8" Traditions Wood (all controls)
Optional, No charge
- 2 3/8" Elite Wood (all controls)
Optional, No charge
- 2 1/2" Traditions Wood Shutter Style (all controls)
Optional, No charge
- Elite Wood Verticals
Optional, No charge



3 1/2" Legacy Valance

- 1" Traditions Wood
Optional, Surcharge
- 1" Elite Wood
Optional, No charge
- 2" Traditions Wood
Optional, Surcharge
- 2" Traditions Wood Cordless
Standard, No charge
- 2" Elite Wood (all controls)
Optional, No charge
- 2" Elite Authentic American Hardwoods
Standard, No charge
- 2" Traditions Distressed Wood (all controls)
Standard, No charge
- 2 3/8" Traditions Wood
Optional, No charge
- 2 3/8" Traditions Cordless
Standard, No charge
- 2 3/8" Elite Wood (all controls)
Optional, No charge
- 2 1/2" Traditions Wood Shutter Style (all controls)
Standard, No charge
- Elite Wood Verticals
Optional, No charge



4 1/2" Symphony Valance

- 1" Traditions Wood
Optional, Surcharge
- 1" Elite Wood
Optional, No charge
- 2" Traditions Wood (all controls)
Optional, Surcharge
- 2" Elite Wood (all controls)
Optional, No charge
- 2 3/8" Traditions Wood (all controls)
Optional, Surcharge
- 2 3/8" Elite Wood (all controls)
Optional, No charge
- 2 1/2" Traditions Wood Shutter Style (all controls)
Optional, Surcharge
- Elite Wood Verticals
Optional, Surcharge



Graber is a brand of Springs Window Fashions, the Best Experience Company



graberblinds.com