

highmark

PRICE LIST

Effective March 1, 2017

Table of Contents

Mission Statement	6
Value Proposition	7
Product Options	8-9

Task, Conference and Executive

airus	10-17
bolero	18-19
camber	20-21
emme	22-31
fino	32-35
gēnus	36-47
hb	48-67
insync	68-73
intouch	74-75
kadet	76-79
modela	80-85
repose	86-87
revel	88-93
valence	94-97

Guest, Multi-Purpose

airus (sc)	14-17, 98-101
ciro	102-103
gēnus (sc)	40-41, 104-113
hb (sc)	114-115
intu	116-117
lynx	118-121
quickstacker	122-129
team up	130-133
ten	134-145

Information

Warranty	146
Sales and Order Procedures	147
COM Program and Worksheet	148
CAL133 Seating	149
OFS Brands Carded Textiles	150
Program Featuring – Momentum Fabrics	151
Program Featuring – Maharam Fabrics	152
Program Featuring – Designtex Fabrics	152
Highmark Fabrics	153
Custom Plastic Color Program	153
Arm Kits and Arm Pads	154-155
Additional Options	156-160
Control Guide	161-162
Heavy-Duty and Sit-To-Stand Chair Configurations	163

All chairs are ANSI/BIFMA X5.1-2011 certified by an independent laboratory, and are engineered, designed and constructed to conform to the proper ergonomic dimensions as defined in BIFMA G1-2013, "Ergonomics Guideline For Furniture Used In Office Work Spaces Designed For Computer Use."

Directory

Products by Application

TASK SEATING

airus	10-13	kadet	76-79
bolero	18-19	modela	80-85
emme	22-31	quickstacker	124-127
gēnus	36-47	repose	86-87
hb	48-67	revel	88-93
insync	68-73	ten	140-143
intouch	74-75	valence	94-97

CONFERENCE SEATING

airus	10-13	insync	68-73
bolero	18-19	intouch	74-75
camber	20-21	kadet	76-79
emme	22-31	modela	80-85
fino	32-35	repose	86-87
gēnus	36-47	revel	88-93
hb	48-67	valence	94-97

EXECUTIVE SEATING

bolero	18-19	hb	48-67
camber	20-21	insync	68-73
emme	22-31	repose	86-87
fino	32-35	revel	88-93
gēnus	36-47	valence	94-97

GUEST | MULTI-PURPOSE SEATING

airus (sc)	14-17, 100-103	lynx	118-121
ciro	104-105	quickstacker	122-129
gēnus (sc)	40-41, 106-113	team up	130-133
hb (sc)	114-115	ten	134-145
intu	116-117		


SPECIALTY SEATING

bolero	18-19	insync	68-73
emme	22-31		

Products in Alphabetical Order

airus	10-17, 100-103	lynx	118-121
bolero	18-19	modela	80-85
camber	20-21	quickstacker	122-129
ciro	104-105	repose	86-87
emme	22-31	revel	88-93
fino	32-35	team up	130-133
gēnus	36-47, 106-113	ten	134-145
hb	48-67, 114-115	valence	94-97
insync	68-73		
intouch	74-75		
intu	116-117		
kadet	76-79		

Mission Statement



Our goal is to make every customer feel like our only customer. To show how integrity and ingenuity can solve problems. To prove that dedication and loyalty are still the best ways to build relationships. To find ways of increasing productivity, while decreasing our environmental footprint. To continually evolve our family of brands to meet today's furniture needs and anticipate tomorrow's.

Our Value Proposition

At Highmark, we believe seating should be simple.

Simple Sell
 Simple Service
 Simple Design

Highmark. Seating Made Simple.

Simple Sell:	Simple Service:	Simple Design:
<ul style="list-style-type: none"> • Limited Distribution: <i>Specification Fee Program and Market or Region driven decision making</i> • Comprehensive Product Offering: <i>Breadth and depth of product lines across multiple categories</i> • Good, Better and Best <i>Guide / Price List provide easy specification</i> 	<ul style="list-style-type: none"> • Out Perform, Out Deliver the Competition <ul style="list-style-type: none"> - Responsiveness and Flexibility-98% COT, 2-10 day standard lead times - Ease of Installation - no tools required • Effortless Resolution <ul style="list-style-type: none"> - JPS and PAL - Job number, Problem, Ship to address - PAL: Parts And Labor reimbursement 	<ul style="list-style-type: none"> • Consistent Design Criteria <i>Intuitive, Clean, Affordable, Green</i> • Superior Performance <i>bodybalance® Technology in multiple mid-market price points, creating ease of use</i> • Quality Ingredients Matter <i>Focus on North American component suppliers with all products manufactured in the USA.</i>

It's that simple!

Product Options

		Low Back	Mid Back	High Back	Executive Back	Upholstered Back	Knit Back	Mesh Back	*Elastomer / Plastic Back	Plastic Seat	Upholstered Seat	Upholstered Seat Pad	Swivel Control	Swivel Tilt Control	Synchro Tilt Control	Body Balance Control	Multi-Function Control	Heavy-Duty / 24/7 Upgrade	24/7 Upgrade
TASK/CONFERENCE	airus		●	●				●			●		●	●	●	●			
	bolero		●					●			●			●	●	●		●	
	emme	●	●	●		●					●			●	●	●	●	●	
	genus			●		●		●	●		●				●	●			
	hb		●	●		●	●	●			●			●	●	●			
	insync		●	●		●	●				●					●			●
	intouch		●						●		●					●			
	kadet		●			●					●		●	●	●		●		
	modela		●	●		●	●	●			●				●	●			
	revel		●	●	●	●					●				●	●	●		
valence		●	●		●					●				●	●		●		
EXECUTIVE/CONFERENCE	camber			●		●					●			●	●				
	fino		●	●		●					●			●	●				
	hb		●	●		●	●	●			●			●	●	●			
	insync		●	●		●	●				●					●			●
	repose		●	●		●					●			●	●	●			
	revel		●	●	●	●					●			●	●	●			
	valence		●	●		●					●			●	●		●		
GUEST/MULTI-PURPOSE	airus (sc)					●		●	●	●	●								
	ciro					●			●	●	●								
	genus (sc)					●		●		●		●	●						
	hb (sc)					●	●	●		●									
	intu								●	●		●							
	lynx					●					●							●	
	quickstacker					●		●	●	●		●	●	●					
	team up					●	●	●			●								
	ten					●		●	●	●	●		●	●					

*NOTE: Elastomer available on genus task only.

Internal Back Height Adjustment	Seat Slider	Mid and Counter Height Stool	Counter Height Stool	Bar Height Stool	Sit-To-Stand	Armless	Fixed Arms	Height Adjustable Arms	Height and Width Adjustable Arms	Black Conference Arms	Polished Conference Arms	Upholstered Arm Pad	Lumbar Support	Aluminum Base	Head Rest	Stackable	Nesting	
●	●	●				●	●	●	●	●				●				airus
	●	●				●	●	●	●	●			●	●				bolero
●	●	●				●	●	●	●	●				●	●			emme
	●					●		●	●		●		●	●	●			genus
	●					●	●	●	●	●	●	●		●				hb
		●			●	●	●	●	●	●			●	●				insync
		●			●	●	●	●	●	●				●				intouch
●	●	●				●	●	●	●	●				●				kadet
	●	●				●	●	●	●	●				●				modela
●	●					●		●	●		●			●				revel
	●					●	●	●	●	●				●				valence
							●	●	●	●	●	●		●				camber
	●							●	●		●			●				fino
	●					●	●	●	●	●	●	●		●				hb
		●				●	●	●	●	●			●	●				insync
							●		●	●				●				repose
●	●					●		●	●		●			●				revel
	●					●	●	●	●	●				●				valence
						●	●									●		airus (sc)
						●	●										●	ciro
			●	●		●	●							●		●		genus (sc)
						●	●			●	●							hb (sc)
			●	●		●										●		intu
			●	●		●	●									●		lynx
		●				●	●							●		●		quickstacker
						●	●									●		team up
		●		●		●	●							●		●		ten

TASK/CONFERENCE

EXECUTIVE/CONFERENCE

GUEST/MULTI-PURPOSE

airus

Mid Back and Stool SIN # 711-18

- Available in mid back or high back with four control and three arm options.
- Molded seat foam.
- Internal back height adjustment.
- Additional options include seat slider (on E1 and R3 control only) and polished aluminum base.
- Rated up to 300 lbs. on mechanisms.











1507

1519

Backed by Highmark's Lifetime warranty.

Price Range: \$409 - \$984

Lead Time: 48-Hour Speed Ship* or Express Ten Day Turnaround

*Bold type indicates a Good, Better or Best chair. †Pitch, Platinum and Storm Mesh only.			FABRIC / VINYL GRADES							
MODEL	CONTROL	ARMS	A COM COV	B	C	D	E	F	G	J
Mid Back										
1507 S2 Swivel Tilt										
		N/A No Arms	409	438	467	500	542	589	640	677
		A68 Fixed Arms: GOOD*	475	504	533	566	608	655	706	743
		A70 Height Adjustable Arms	490	519	548	581	623	670	721	758
		A71 Height and Width Adjustable Arms	521	550	579	612	654	701	752	789
1507 E1 Basic Synchro Tilt										
		N/A No Arms	445	474	503	536	578	625	676	713
		A68 Fixed Arms	511	540	569	602	644	691	742	779
		A70 Height Adjustable Arms	526	555	584	617	659	706	757	794
		A71 Height and Width Adjustable Arms	557	586	615	648	690	737	788	825
1507 R3 Body Balance										
		N/A No Arms	507	536	565	598	640	687	738	775
		A68 Fixed Arms	573	602	631	664	706	753	804	841
		A70 Height Adjustable Arms	588	617	646	679	721	768	819	856
		A71 Height and Width Adjustable Arms	619	648	677	710	752	799	850	887
Mid Height / Counter Height										
1519 T5 G5 / G6 Basic Task										
		N/A No Arms	500	529	558	591	633	680	731	768
		A68 Fixed Arms	566	595	624	657	699	746	797	834
		A70 Height Adjustable Arms	581	610	639	672	714	761	812	849
		A71 Height and Width Adjustable Arms	612	641	670	703	745	792	843	880

All Mid Height Stools are standard with a 8" cylinder (G5) and 20" Footring (F2).

All Counter Height Stools are standard with a 10" cylinder (G6) and 20" Footring (F2)

Mesh Back Colors:

- Pitch (MPI)
- Storm (MST)
- Platinum (MPL)
- Snow (MSO)
- Scarlet (MSC)
- Oxford (MOX)
- Oasis (MOS)

Please view mesh back colors at: www.highmarkergo.com/products/highmark-seating/task/airus

Add \$80 List for fully assembled chairs in carton.



Airus guest chair is the perfect companion to the Airus mid back chair or any other task chair. See Page 14 or 98.

1509UB



See Page 154 - 162 for full descriptions of arms, options and chair controls.

LEATHER GRADES			DIMENSIONS†			
3 COL Helvetia Basic	5 Helvetia Hampton	6 Green Hides Vulcano				
594	706	774	W	27.5"	BW	18.25"
660	772	840	D	27.5"	BH	20.25-22.25"
675	787	855	H	36.25-42.5"	WT	37.6 lbs. Armless
706	818	886	SW	20"		44.5 lbs. w/Arms
			SD	19.25"	COM/COV	0.97 yds.
			SH	16.5-20.5"	COL	19 sq. ft.
630	742	810	W	27.5"	BW	18.25"
696	808	876	D	27.5"	BH	19.25-21.25"
711	823	891	H	35.25-41.5"	WT	39.6 lbs. Armless
742	854	922	SW	20"		46.5 lbs. w/Arms
			SD	19.25"	COM/COV	0.97 yds.
			SH	16.5-20.5"	COL	19 sq. ft.
692	804	872	W	27.5"	BW	18.25"
758	870	938	D	27.5"	BH	19.25-21.25"
773	885	953	H	35.5-41.75"	WT	41.6 lbs. Armless
804	916	984	SW	20"		48.5 lbs. w/Arms
			SD	19.25"	COM/COV	0.97 yds.
			SH	16-20"	COL	19 sq. ft.
685	797	865	W	27.5"	BW	18.25"
751	863	931	D	27.5"	BH	20.25-22.25"
766	878	946	H	40-49.75" (G5)	WT	43 lbs. Armless (G5)
797	909	977		43.75-56.25" (G6)		44 lbs. Armless (G6)
			SW	20"		49.9 lbs. w/Arms (G5)
			SD	19.25"		50.9 lbs. w/Arms (G6)
			SH	20.5-28.25" (G5)	COM/COV	0.97 yds.
				24.5-34.5" (G6)	COL	19 sq. ft.

†Dimensions shown above are for standard chairs only. Additional options will change dimensions.

HOW TO ORDER

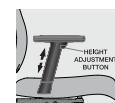
Model # and Control: 1507 S2
 Arm Option: A70
 Additional Options: -
 Upholstery Option: Insight Ebony

1507 S2 A70 Insight Ebony = \$490

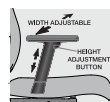
ARM OPTIONS



A68
Fixed Arms



A70
Height Adjustable Arms



A71
Height and Width Adjustable Arms

ADDITIONAL OPTIONS



BASE
(Add \$100)
B12 - Polished Aluminum



SOFT WHEEL CASTER & GLIDE
(Set of 5 - Add \$30)
W25 - Soft Wheel Caster
W6 - 2 1/4" Glide



SEAT SLIDERS
(Add \$79)
S53 - Seat Slider for E1
S56 - Seat Slider for R3

airus

High Back SIN # 711-18

- Available in mid back or high back with three control and three arm options.
- Molded seat foam.
- Internal back height adjustment.
- Additional options include seat slider (on E1 and R3 control only) and polished aluminum base.
- Rated up to 300 lbs. on mechanisms.



1510

Backed by Highmark's Lifetime warranty.

Price Range: \$440 - \$1,115

Lead Time: 48-Hour Speed Ship* or Express Ten Day Turnaround

*Bold type indicates a Good, Better or Best chair. †Pitch, Platinum and Storm Mesh only.			FABRIC / VINYL GRADES							
MODEL	CONTROL	ARMS	A COM COV	B	C	D	E	F	G	J
High Back										
1510 S2 Swivel Tilt										
		N/A No Arms	440	469	498	531	573	620	671	708
		A68 Fixed Arms	506	535	564	597	639	686	737	774
		A70 Height Adjustable Arms	521	550	579	612	654	701	752	789
		A71 Height and Width Adjustable Arms	552	581	610	643	685	732	783	820
1510 E1 Basic Synchro Tilt										
		N/A No Arms	476	505	534	567	609	656	707	744
		A68 Fixed Arms	542	571	600	633	675	722	773	810
		A70 Height Adjustable Arms: BETTER*	557	586	615	648	690	737	788	825
		A71 Height and Width Adjustable Arms	588	617	646	679	721	768	819	856
1510 R3 Body Balance										
		N/A No Arms	538	567	596	629	671	718	769	806
		A68 Fixed Arms	604	633	662	695	737	784	835	872
		A70 Height Adjustable Arms	619	648	677	710	752	799	850	887
		A71 Height and Width Adjustable Arms	650	679	708	741	783	830	881	918
		A71 Height and Width Adjustable Arms, Polished Aluminum Base: BEST*	750	779	808	841	883	930	981	1018

Mesh Back Colors:

- Pitch (MPI)
- Storm (MST)
- Platinum (MPL)
- Snow (MSO)
- Scarlet (MSC)
- Oxford (MOX)
- Oasis (MOS)

Please view mesh back colors at: www.highmarkergo.com/products/highmark-seating/task/airus

Add \$80 List for fully assembled chairs in carton.



Airus guest chair is the perfect companion to Airus or any other task chair. See Page 14 or 98.

1509



See Page 154 - 162 for full descriptions of arms, options and chair controls.

LEATHER GRADES			DIMENSIONS [†]			
3 COL Helvetia Basic	5 Helvetia Hampton	6 Green Hides Vulcano				
625	737	805	W	27.5"	BW	18.25"
691	803	871	D	27.5"	BH	22.5-24.5"
706	818	886	H	38.5-44.75"	WT	38.1 lbs. Armless
737	849	917	SW	20"		45 lbs. w/Arms
			SD	19.25"	COM/COV	0.97 yds.
			SH	16.5-20.5"	COL	19 sq. ft.
661	773	841	W	27.5"	BW	18.25"
727	839	907	D	27.5"	BH	21.75-23.75"
742	854	922	H	37.75-44"	WT	40.1 lbs. Armless
773	885	953	SW	20"		47 lbs. w/Arms
			SD	19.25"	COM/COV	0.97 yds.
			SH	16.5-20.5"	COL	19 sq. ft.
723	835	903	W	27.5"	BW	18.25"
789	901	969	D	27.5"	BH	22-24"
804	916	984	H	38-44.25"	WT	42.1 lbs. Armless
835	947	1015	SW	20"		49 lbs. w/Arms
935	1047	1115	SD	19.25"	COM/COV	0.97 yds.
			SH	16-20"	COL	19 sq. ft.

[†]Dimensions shown above are for standard chairs only. Additional options will change dimensions.

HOW TO ORDER

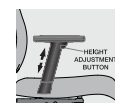
Model # and Control: 1510 S2
 Arm Option: A70
 Additional Options: -
 Upholstery Option: Insight Ebony

1510 S2 A70 Insight Ebony = \$521

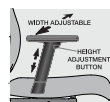
ARM OPTIONS



A68
Fixed Arms



A70
Height Adjustable Arms



A71
Height and Width Adjustable Arms

ADDITIONAL OPTIONS



BASE
(Add \$100)
B12 - Polished Aluminum



SOFT WHEEL CASTER & GLIDE
(Set of 5 - Add \$30)
W25 - Soft Wheel Caster
W6 - 2 1/4" Glide



SEAT SLIDERS
(Add \$79)
SS3 - Seat Slider for E1
SS6 - Seat Slider for R3

airus

Guest/Stacking SIN # 711-18

- Available in all plastic, mesh back or fully upholstered with or without arms, glides or casters.
- Offered in three plastic colors, seven mesh colors and unlimited upholstered colors.
- Available in silver or black frame.
- Additional options include ganging device.
- Rated up to 300 lbs. with glides or casters.















Backed by Highmark's Lifetime warranty.

Price Range: \$260 - \$812

Lead Time: 48-Hour Speed Ship[†] or Express Ten Day Turnaround

*** Bold type indicates a Good, Better or Best chair. [†]Pitch, Platinum and Storm Mesh and Pitch Plastic only.** FABRIC / VINYL GRADES

MODEL	FRAME COLOR	ARMS	GLIDES	ALL PLASTIC SEAT & BACK	A COM COV	B	C	D	E	F	G	J		
Plastic Back					UPHOLSTERED SEAT - PLASTIC BACK									
		1512	BF or SF	N/A	W47: GOOD*	260	290	327	349	389	441	482	517	576
		1509	BF or SF	Arms	W47	286	316	353	375	415	467	508	543	602
Mesh Back					UPHOLSTERED SEAT - MESH BACK									
		1512M	BF or SF	N/A	W47	275	305	342	364	404	456	497	532	591
		1509M	BF or SF	Arms	W47: BETTER*	301	331	368	390	430	482	523	558	617
Upholstered Back					UPHOLSTERED SEAT AND BACK									
		1512UB	BF or SF	N/A	W47	N/A	350	387	409	449	501	542	577	636
		1509UB	BF or SF	Arms	W47	N/A	376	413	435	475	527	568	603	662

SHIPPING NOTES: Chairs are packed three (3) to a carton. Order quantities not divisible by three (3) are subject to a carton breakage charge of \$30.00 list per order, per chair model upcharge.

Plastic Colors:

- Pitch (PIT)
- Snow (SNO)
- Platinum (PLT)

Mesh Back Colors:

- Pitch (MPI)
- Storm (MST)
- Platinum (MPL)
- Snow (MSO)
- Scarlet (MSC)
- Oxford (MOX)
- Oasis (MOS)

Prices shown are per chair.

Please view plastic and mesh colors at:


www.highmarkergo.com/products/highmark-seating/task/airus



Airus is the perfect companion to the Airus guest chair or any other task chair.
See Page 10.

1507

See Page 154 - 162 for full descriptions of arms, options and chair controls.

LEATHER GRADES			DIMENSIONS [†]				HOW TO ORDER	
3 COL Helvetia Basic	5 Helvetia Hampton	6 Green Hides Vulcano						
523	620	726	W	19.75" Armless 23.25" w/Arms	BW	17" 15.25"		Model # and Control: 1509M
			D	21"	BH	15.25"		Frame Color: BF
			H	30.75"	WT	48 lbs. Armless		Plastic Color: PIT
			SW	18.25"		53 lbs. w/Arms		Mesh Back Color: MPI
			SD	17"	COM/COV	0.80 yds.		Additional Options: -
549	646	752	SH	16" (PP Seat) 16.75" (UPH Seat)	COL	12 sq. ft.		Upholstery Option: Insight Ebony
1509M BF PIT MPI Insight Ebony = \$331								
ADDITIONAL OPTIONS 								
GANGING DEVICE (Add \$30) GD8 - 2 Pair Per Set								
538	635	741	W	19.75" Armless 23.25" w/Arms	BW	17" 15.25"		
			D	21"	WT	48 lbs. Armless		
			H	30.75"		53 lbs. w/Arms		
			SW	18.25"		(3 Chairs)		
			SD	17"	COM/COV	0.80 yds.		
564	661	767	SH	16" (PP Seat) 16.75" (UPH Seat)	COL	12 sq. ft.		
583	680	786	W	19.75" Armless 23.25" w/Arms	BW	17" 15.25"		
			D	21"	WT	51 lbs. Armless		
			H	30.75"		56 lbs. w/Arms		
			SW	18.25"		(3 Chairs)		
			SD	17"	COM/COV	0.80 yds.		
609	706	812	SH	16.75"	COL	24 sq. ft.		
[†] Dimensions shown above are for standard chairs only. Additional options will change dimensions. NOTE: Due to the nature of vinyl and leather upholstery, stacking process may cause impressions on the seat assembly. Highmark does not warrant the effects of stacking on vinyl and leather upholstery.								

airus

Guest/Stacking SIN # 711-18

- Available in all plastic, mesh back or fully upholstered and with or without arms, glides or casters.
- Offered in three plastic colors, seven mesh colors and unlimited upholstered colors.
- Available in silver or black frame.
- Additional options include ganging device.
- Rated up to 300 lbs. with glides or casters.









Backed by Highmark's Lifetime warranty.

Price Range: \$290 - \$842

Lead Time: 48-Hour Speed Ship[†] or Express Ten Day Turnaround

*** Bold type indicates a Good, Better or Best chair. [†]Pitch, Platinum and Storm Mesh and Pitch Plastic only.** FABRIC / VINYL GRADES

MODEL	FRAME COLOR	ARMS	CASTERS	ALL PLASTIC SEAT & BACK	A COM COV	B	C	D	E	F	G	J	
Plastic Back					UPHOLSTERED SEAT - PLASTIC BACK								
	1522	BF or SF	N/A	W48	290	320	357	379	419	471	512	547	606
	1529	BF or SF	Arms	W48	316	346	383	405	445	497	538	573	632
Mesh Back					UPHOLSTERED SEAT - MESH BACK								
	1522M	BF or SF	N/A	W48	305	335	372	394	434	486	527	562	621
	1529M	BF or SF	Arms	W48	331	361	398	420	460	512	553	588	647
Upholstered Back					UPHOLSTERED SEAT AND BACK								
	1522UB	BF or SF	N/A	W48	N/A	380	417	439	479	531	572	607	666
	1529UB	BF or SF	Arms	W48: BEST*	N/A	406	443	465	505	557	598	633	692

SHIPPING NOTES: Chairs are packed three (3) to a carton. Order quantities not divisible by three (3) are subject to a carton breakage charge of \$30.00 list per order, per chair model upcharge.

Plastic Colors:

- Pitch (PIT)
- Snow (SNO)
- Platinum (PLT)

Please view plastic and mesh colors at:

www.highmarkergo.com/products/highmark-seating/task/airus

Mesh Back Colors:

- Pitch (MPI)
- Storm (MST)
- Platinum (MPL)
- Snow (MSO)
- Scarlet (MSC)
- Oxford (MOX)
- Oasis (MOS)

NOTE: Stacking side chairs with the caster option is not recommended.





Prices shown are per chair.



Airus is the perfect companion to the Airus guest chair or any other task chair.
See Page 10.

1507

See Page 154 - 162 for full descriptions of arms, options and chair controls.

LEATHER GRADES			DIMENSIONS [†]				HOW TO ORDER	
3 COL Helvetia Basic	5 Helvetia Hampton	6 Green Hides Vulcano						
553	650	756	W	19.75" Armless 23.25" w/Arms	BW	17"	Model # and Control:	1529M
			D	21"	BH	15.25"	Frame Color:	BF
			H	30.75"	WT	50 lbs. Armless	Plastic Color:	PIT
			SW	18.25"		56 lbs. w/Arms	Mesh Back Color:	MPI
			SD	17"	COM/COV	0.80 yds.	Additional Options:	-
579	676	782	SH	16" (PP Seat) 16.75" (UPH Seat)	COL	12 sq. ft.	Upholstery Option:	Insight Ebony
								1529M BF PIT MPI Insight Ebony = \$361
ADDITIONAL OPTIONS								
								
				GANGING DEVICE (Add \$30) GD8 - 2 Pair Per Set		SOFT WHEEL CASTER (Set of 4 - Add \$30) W49 - Soft Wheel Caster.		
568	665	771	W	19.75" Armless 23.25" w/Arms	BW	17"		
			D	21"	BH	15.25"		
			H	30.75"	WT	50 lbs. Armless		
			SW	18.25"		56 lbs. w/Arms		
			SD	17"	COM/COV	0.80 yds.		
594	691	797	SH	16" (PP Seat) 16.75" (UPH Seat)	COL	12 sq. ft.		
ADDITIONAL OPTIONS								
								
				GANGING DEVICE (Add \$30) GD8 - 2 Pair Per Set		SOFT WHEEL CASTER (Set of 4 - Add \$30) W49 - Soft Wheel Caster.		
613	710	816	W	19.75" Armless 23.25" w/Arms	BW	17"		
			D	21"	BH	15.25"		
			H	30.75"	WT	53 lbs. Armless		
			SW	18.25"		56 lbs. w/Arms		
			SD	17"	COM/COV	0.80 yds.		
639	736	842	SH	16.75"	COL	24 sq. ft.		

[†]Dimensions shown above are for standard chairs only. Additional options will change dimensions.

NOTE:

Due to the nature of vinyl and leather upholstery, stacking process may cause impressions on the seat assembly. Highmark does not warrant the effects of stacking on vinyl and leather upholstery.

bolero™

Mid Back and Stools SIN # 711-18

- Mesh back available in three different colors.
- Available with seven arm and four control options.
- Molded seat foam.
- Additional options include polished aluminum base and adjustable lumbar support.
- Rated up to 300 lbs. on mechanisms.
- Seat sliders available on E1 and R3.



Backed by Highmark's Lifetime warranty.

Price Range: \$517 - \$1,471

Lead Time: 48-Hour Speed Ship or Express Ten Day Turnaround

			SEAT FABRIC / VINYL GRADES							
MODEL	CONTROL	ARMS	A COM COV	B	C	D	E	F	G	J
*Bold type indicates a Good, Better or Best chair.										
Mid Back										
607 S2 Swivel Tilt										
		N/A No Arms	517	547	581	627	676	734	785	853
		A7 Fixed Cantilever Arms: GOOD*	605	635	669	715	764	822	873	941
		A40 Fixed "T" Arms	611	641	675	721	770	828	879	947
		A55 Height Adjustable Arms	611	641	675	721	770	828	879	947
		A56 Height and Width Adjustable Arms	647	677	711	757	806	864	915	983
		A23 Height & Width Adj. Arms w/ Sliding & Lockable Pivot Pads	660	690	724	770	819	877	928	996
		A60 Height Adjustable Arms – Black/Chrome	637	667	701	747	796	854	905	973
		A61 Height and Width Adjustable Arms – Black/Chrome	672	702	736	782	831	889	940	1008
607 E1 Basic Synchro Tilt										
		N/A No Arms	560	590	624	670	719	777	828	896
		A7 Fixed Cantilever Arms	648	678	712	758	807	865	916	984
		A40 Fixed "T" Arms	654	684	718	764	813	871	922	990
		A55 Height Adjustable Arms: BETTER*	654	684	718	764	813	871	922	990
		A56 Height and Width Adjustable Arms	690	720	754	800	849	907	958	1026
		A23 Height & Width Adj. Arms w/ Sliding & Lockable Pivot Pads	703	733	767	813	862	920	971	1039
		A60 Height Adjustable Arms – Black/Chrome	680	710	744	790	839	897	948	1016
		A61 Height and Width Adjustable Arms – Black/Chrome	715	745	779	825	874	932	983	1051
607 R3 Body Balance										
		N/A No Arms	707	737	771	817	866	924	975	1043
		A7 Fixed Cantilever Arms	795	825	859	905	954	1012	1063	1131
		A40 Fixed "T" Arms	801	831	865	911	960	1018	1069	1137
		A55 Height Adjustable Arms	801	831	865	911	960	1018	1069	1137
		A56 Height and Width Adjustable Arms	837	867	901	947	996	1054	1105	1173
		A23 Height & Width Adj. Arms w/ Sliding & Lockable Pivot Pads	850	880	914	960	1009	1067	1118	1186
		A60 Height Adjustable Arms – Black/Chrome	827	857	891	937	986	1044	1095	1163
		A61 Height and Width Adjustable Arms – Black/Chrome	862	892	926	972	1021	1079	1130	1198
		A61 Height and Width Adjustable Arms – Black/Chrome,* Lumbar Support, Polished Aluminum Base: BEST	1022	1052	1086	1132	1181	1239	1290	1358
Mid Height / Counter Height										
619 D5 G5 / G6 Posture Back										
		N/A No Arms	673	703	737	783	832	890	941	1009
		A7 Fixed Cantilever Arms	761	791	825	871	920	978	1029	1097
		A40 Fixed "T" Arms	767	797	831	877	926	984	1035	1103
		A55 Height Adjustable Arms	767	797	831	877	926	984	1035	1103
		A56 Height and Width Adjustable Arms	803	833	867	913	962	1020	1071	1139
		A23 Height & Width Adj. Arms w/ Sliding & Lockable Pivot Pads	816	846	880	926	975	1033	1084	1152
		A60 Height Adjustable Arms – Black/Chrome	793	823	857	903	952	1010	1061	1129
		A61 Height and Width Adjustable Arms – Black/Chrome	828	858	892	938	987	1045	1096	1164

All Mid Height Stools are standard with a 8" cylinder (G5) and 20" Footring (F2).
All Counter Height Stools are standard with a 10" cylinder (G6) and 20" Footring (F2).

Lined Mesh Back Colors:

- Black (LBK)
- Silver (LSL)
- Dark Grey (LDG)

Please view mesh back colors at: www.highmarkergo.com/products/highmark-seating/task/bolero

Add \$80 List for fully assembled chairs in carton.



909LM

Team Up™ guest chair with lined mesh back is the perfect companion to the Bolero™ or any conference or task chair. See Page 130.



See Page 154 - 162 for full descriptions of arms, options and chair controls.

LEATHER GRADES			DIMENSIONS†		
3 COL Helvetia Basic	5 Helvetia Hampton	6 Green Hides Vulcano			
772	917	966	W	27.5"	BW 20.25"
860	1005	1054	D	27.5"	BH 22"
866	1011	1060	H	39.5-44.5"	WT 32.4 lbs. Armless
866	1011	1060	SW	21"	41.4 lbs. w/Arms
902	1047	1096	SD	19"	COM/COV 0.99 yds.
915	1060	1109	SH	16.75-22"	COL 17.3 sq. ft.
892	1037	1086			
927	1072	1121			
815	960	1009	W	27.5"	BW 20.25"
903	1048	1097	D	27.5"	BH 22"
909	1054	1103	H	39.5-44.5"	WT 35.5 lbs. Armless
909	1054	1103	SW	21"	43.5 lbs. w/Arms
945	1090	1139	SD	19"	COM/COV 0.99 yds.
958	1103	1152	SH	17-22"	COL 17.3 sq. ft.
935	1080	1129			
970	1115	1164			
962	1107	1156	W	27.5"	BW 20.25"
1050	1195	1244	D	27.5"	BH 22"
1056	1201	1250	H	39.5-44.5"	WT 37.8 lbs. Armless
1056	1201	1250	SW	21"	45.8 lbs. w/Arms
1092	1237	1286	SD	19"	COM/COV 0.99 yds.
1105	1250	1299	SH	17-22"	COL 17.3 sq. ft.
1082	1227	1276			
1117	1262	1311			
1277	1422	1471			
928	1073	1122	W	27.5"	BW 20.25"
1016	1161	1210	D	27.5"	BH 22"
1022	1167	1216	H	42-49.25" (G5)	WT 51.2 lbs. Armless (G5)
1022	1167	1216	H	45.5-55.75" (G6)	60.2 lbs. w/Arms (G5)
1058	1203	1252	SW	21"	52.2 lbs. Armless (G6)
1071	1216	1265	SD	19"	61.2 lbs. w/Arms (G6)
1048	1193	1242	SH	20-27.25" (G5)	COM/COV 0.99 yds.
1083	1228	1277	SH	23.5-33.75" (G6)	COL 17.3 sq. ft.

†Dimensions shown above are for standard chairs only. Additional options will change dimensions.

For recommended Heavy-Duty Fabrics, see page 153.

For all Heavy-Duty chair specifications, see page 163.

HOW TO ORDER

Model # and Control: 607 S2
 Mesh Color: LBK
 Arm Option: A40
 Additional Options: -
 Upholstery Option: Insight Ebony

607 S2 LBK A40 Insight Ebony = \$611

ARM OPTIONS



A7
Fixed Cantilever Arm



A40
Fixed "T" Arms



A55
Height Adjustable Arms



A56
Height and Width Adjustable Arms



A23
Height and Width Adjustable Arms with Sliding and Lockable Pivot Pads



A60
Height Adjustable Arms - Black/Chrome



A61
Height and Width Adjustable Arms - Black/Chrome

ADDITIONAL OPTIONS



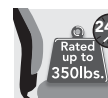
BASE
(Add \$100)
B12 - Polished Aluminum



SOFT WHEEL CASTER & GLIDE
(Set of 5 - Add \$30)
W25 - Soft Wheel Caster
W6 - 2 1/4" Glide
Bolero Stool Only
W4 - Soft Wheel Caster
W6 - 2 1/4" Glide



LUMBAR SUPPORT
(Add \$60)
L5 - Adjustable Lumbar



HEAVY-DUTY UPGRADE
(Upcharge added to 607-R3-NA pricing)
HD1 - No Arms (Add \$115)
HD2 - A55 Arms (Add \$290)
HD3 - A56 Arms (Add \$330)



SEAT SLIDERS
(Add \$79)
S53 - Seat Slider for E1
S56 - Seat Slider for R3

camber™

High Back SIN # 711-18







- Camber™ provides advanced back support with a built-in webbed lumbar system.
- Molded seat foam with a Dacron covering for a luxurious sit.
- Available in high back with multiple control and arm options.
- Additional polished aluminum base available.
- Rated up to 300 lbs. on mechanisms.



Backed by Highmark's Lifetime warranty.







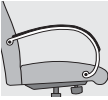


Price Range: \$952 - \$1,748

Lead Time: Express Ten Day Turnaround

*Bold type indicates a Good, Better or Best chair.			FABRIC / VINYL GRADES							
MODEL	CONTROL	ARMS	A COM COV	B	C	D	E	F	G	J
High Back with Standard Seat										
2910 S2 Swivel Tilt										
		A53 Fixed Cantilever Arms: GOOD*	952	999	1057	1139	1226	1320	1401	1433
		A55 Height Adjustable Arms	1015	1062	1120	1202	1289	1383	1464	1496
		A56 Height and Width Adjustable Arms	1037	1084	1142	1224	1311	1405	1486	1518
		A60 Height Adjustable Arms – Black/Chrome	1040	1087	1145	1227	1314	1408	1489	1521
		A61 Height and Width Adjustable Arms – Black/Chrome	1064	1111	1169	1251	1338	1432	1513	1545
		A33 Polished Aluminum Shell Arms and Polished Aluminum Base	1086	1133	1191	1273	1360	1454	1535	1567
2910 E2 Simple Synchro Tilt										
		A53 Fixed Cantilever Arms	988	1035	1093	1175	1262	1356	1437	1469
		A55 Height Adjustable Arms	1051	1098	1156	1238	1325	1419	1500	1532
		A56 Height and Width Adjustable Arms: BETTER*	1073	1120	1178	1260	1347	1441	1522	1554
		A60 Height Adjustable Arms – Black/Chrome	1076	1123	1181	1263	1350	1444	1525	1557
		A61 Height and Width Adjustable Arms – Black/Chrome	1100	1147	1205	1287	1374	1468	1549	1581
2910 K3 Knee Tilt										
		A53 Fixed Cantilever Arms	1060	1107	1165	1247	1334	1428	1509	1541
		A55 Height Adjustable Arms	1123	1170	1228	1310	1397	1491	1572	1604
		A56 Height and Width Adjustable Arms	1145	1192	1250	1332	1419	1513	1594	1626
		A60 Height Adjustable Arms – Black/Chrome	1148	1195	1253	1335	1422	1516	1597	1629
		A61 Height and Width Adjustable Arms – Black/Chrome	1172	1219	1277	1359	1446	1540	1621	1653
		A33 Polished Aluminum Shell Arms and Polished Aluminum Base: BEST	1194	1241	1299	1381	1468	1562	1643	1675

Add \$80 List for fully assembled chairs in carton.

See Page 154 - 162 for full descriptions of arms, options and chair controls.

LEATHER GRADES			DIMENSIONS†			HOW TO ORDER		
3 COL Helvetia Basic	5 Helvetia Hampton	6 Green Hides Vulcano				Model # and Control:	2910 K3	
1171	1439	1506	W	26.5"	BW	20"	Arm Option:	A56
1234	1502	1569	D	26.5"	BH	22"	Additional Options:	B3
1256	1524	1591	H	38.25-43.25"	WT	55 lbs. w/Arms	Upholstery Option:	Helvetia Basic
1259	1527	1594	SW	20"	COM/COV	2.01 yds.	2910 K3 A56 B3 Helvetia Basic = \$1,464	
1283	1551	1618	SD	18.25"	COL	34.5 sq. ft.	ARM OPTIONS	
1305	1573	1640	SH	16.25-21.25"			 A53 Fixed Cantilever Arms	
1207	1475	1542	W	26.5"	BW	20"	 A55 Height Adjustable Arms	
1270	1538	1605	D	26.5"	BH	22"	 A56 Height and Width Adjustable Arms	
1292	1560	1627	H	38.25-43.25"	WT	58.5 lbs. w/Arms	 A60 Height Adjustable Arms – Black/Chrome	
1295	1563	1630	SW	20"	COM/COV	2.01 yds.	 A61 Height and Width Adjustable Arms – Black/Chrome	
1319	1587	1654	SD	18.25"	COL	34.5 sq. ft.	 A33 Polished Aluminum Shell Arms	
1279	1547	1614	W	26.5"	BW	20"	 A33-UP Pad Upholstered with any Leather (add \$65)	
1342	1610	1677	D	26.5"	BH	22"	Pad Upholstered with any Vinyl (add \$45)	
1364	1632	1699	H	39.25-44.25"	WT	58.5 lbs. w/Arms	ADDITIONAL OPTIONS	
1367	1635	1702	SW	20"	COM/COV	2.01 yds.	 BASE (Add \$100) B3 - Polished Aluminum (Standard with A33 Arms)	
1391	1659	1726	SD	18.25"	COL	34.5 sq. ft.	 SOFT WHEEL CASTERS & GLIDES (Set of 5 - Add \$30) W3 - Soft Wheel Caster w/ Safety Brake W4 - Soft Wheel Caster W6 - 2 1/4" Glide	
1413	1681	1748	SH	17.25-22.25"				

†Dimensions shown above are for standard chairs only. Additional options will change dimensions.

emme™

Low Back with Small Seat SIN # 711-18

- Emme™ is built to accommodate up to 95% of all users.
- Offered with two seat and three back sizes, six arm and seven control options.
- Oversized bases and casters.
- Molded seat and back foam.
- Internal back height adjustment on D5, E2, E7, M2 and R3 controls.
- Two sizes of stools and conference seating.
- Rated up to 300 lbs. on mechanisms and is available with Heavy-Duty option.
- Seat sliders on D5, E2, E7, M2 and R3.



Backed by Highmark's Lifetime warranty.

Price Range: \$572 - \$1,441

Lead Time: 48-Hour Speed Ship or Express Ten Day Turnaround

			FABRIC / VINYL GRADES							
MODEL	CONTROL	ARMS	A COM COV	B	C	D	E	F	G	J
*Bold type indicates a Good, Better or Best chair.										
Low Back with Small Seat										
4105	S2	Swivel Tilt								
		N/A No Arms	572	606	651	704	765	839	903	993
		A34 Fixed Cantilever Arms	682	716	761	814	875	949	1013	1103
		A27 Height Adjustable Arms	681	715	760	813	874	948	1012	1102
		A28 Height and Width Adjustable Arms	717	751	796	849	910	984	1048	1138
		A55 Height Adjustable Arms	692	726	771	824	885	959	1023	1113
		A56 Height and Width Adjustable Arms	716	750	795	848	909	983	1047	1137
		A23 Height and Width Adjustable Arms with Sliding and Lockable Pivot Pads	728	762	807	860	921	995	1059	1149
4105	D5-SS2	Posture Back with Seat Slider								
		N/A No Arms	641	675	720	773	834	908	972	1062
		A34 Fixed Cantilever Arms	751	785	830	883	944	1018	1082	1172
		A27 Height Adjustable Arms	750	784	829	882	943	1017	1081	1171
		A28 Height and Width Adjustable Arms	786	820	865	918	979	1053	1117	1207
		A55 Height Adjustable Arms	761	795	840	893	954	1028	1092	1182
		A56 Height and Width Adjustable Arms	785	819	864	917	978	1052	1116	1206
		A23 Height and Width Adjustable Arms with Sliding and Lockable Pivot Pads	797	831	876	929	990	1064	1128	1218
4105	E2-SS3	Simple Synchro Tilt with Seat Slider								
		N/A No Arms	669	703	748	801	862	936	1000	1090
		A34 Fixed Cantilever Arms	779	813	858	911	972	1046	1110	1200
		A27 Height Adjustable Arms	778	812	857	910	971	1045	1109	1199
		A28 Height and Width Adjustable Arms	814	848	893	946	1007	1081	1145	1235
		A55 Height Adjustable Arms	789	823	868	921	982	1056	1120	1210
		A56 Height and Width Adjustable Arms	813	847	892	945	1006	1080	1144	1234
		A23 Height and Width Adjustable Arms with Sliding and Lockable Pivot Pads	825	859	904	957	1018	1092	1156	1246
4105	R3-SS6	Body Balance with Seat Slider								
		N/A No Arms	693	727	772	825	886	960	1024	1114
		A34 Fixed Cantilever Arms	803	837	882	935	996	1070	1134	1224
		A27 Height Adjustable Arms	802	836	881	934	995	1069	1133	1223
		A28 Height and Width Adjustable Arms	838	872	917	970	1031	1105	1169	1259
		A55 Height Adjustable Arms	813	847	892	945	1006	1080	1144	1234
		A56 Height and Width Adjustable Arms	837	871	916	969	1030	1104	1168	1258
		A23 Height and Width Adjustable Arms with Sliding and Lockable Pivot Pads	849	883	928	981	1042	1116	1180	1270
4105	E7-SS4	Advanced Synchro Tilt with Side Tension Knob and Seat Slider								
		N/A No Arms	693	727	772	825	886	960	1024	1114
		A34 Fixed Cantilever Arms	803	837	882	935	996	1070	1134	1224
		A27 Height Adjustable Arms	802	836	881	934	995	1069	1133	1223
		A28 Height and Width Adjustable Arms	838	872	917	970	1031	1105	1169	1259
		A55 Height Adjustable Arms	813	847	892	945	1006	1080	1144	1234
		A56 Height and Width Adjustable Arms	837	871	916	969	1030	1104	1168	1258
		A23 Height and Width Adjustable Arms with Sliding and Lockable Pivot Pads	849	883	928	981	1042	1116	1180	1270
4105	M2-SS2	Multi-Function with Seat Slider								
		N/A No Arms	729	763	808	861	922	996	1060	1150
		A34 Fixed Cantilever Arms	839	873	918	971	1032	1106	1170	1260
		A27 Height Adjustable Arms	838	872	917	970	1031	1105	1169	1259
		A28 Height and Width Adjustable Arms	874	908	953	1006	1067	1141	1205	1295
		A55 Height Adjustable Arms	849	883	928	981	1042	1116	1180	1270
		A56 Height and Width Adjustable Arms	873	907	952	1005	1066	1140	1204	1294
		A23 Height and Width Adjustable Arms with Sliding and Lockable Pivot Pads	885	919	964	1017	1078	1152	1216	1306

NOTE:

- Outer back is standard with black FOAMMESH™ fabric.
- No charge for fully upholstered or ballistic back.

Add \$80 List for fully assembled chairs in carton.



909UB

Team Up™ fully upholstered guest chair is the perfect companion to the Emme™ or any conference or task chair.
See Page 130.

See Page 154 - 162 for full descriptions of arms, options and chair controls.

LEATHER GRADES			DIMENSIONS†			HOW TO ORDER		
3 COL Helvetia Basic	5 Helvetia Hampton	6 Green Hides Vulcano				Model # and Control:	4105 D5-SS2	
873	1025	1128	W	28.5"	BH	18.5"	Arm Option:	A23
983	1135	1238	D	28.5"	WT	42.5 lbs. Armless	Additional Options:	-
982	1134	1237	H	34.75-39.75"		49.5 lbs. w/Arms	Upholstery Option:	Insight Ebony
1018	1170	1273	SW	19"	COM/COV	1.15 yds.	4105 D5-SS2 A23 Insight Ebony = \$797	
993	1145	1248	SD	17"	COL	20.7 sq. ft.	ARM OPTIONS	
1017	1169	1272	SH	16.25-21.25"	COM/COV	1.73 yds. (Fully Uph.)		
1029	1181	1284	BW	18"	COL	32.2 sq. ft. (Fully Uph.)		
942	1094	1197	W	28.5"	BH	17.75-20.25"		
1052	1204	1307	D	28.5"	WT	48 lbs. Armless		
1051	1203	1306	H	34-41.5"		55 lbs. w/Arms		
1087	1239	1342	SW	19"	COM/COV	1.15 yds.		
1062	1214	1317	SD	17.5-20"	COL	20.7 sq. ft.		
1086	1238	1341	SH	16.25-21.25"	COM/COV	1.73 yds. (Fully Uph.)		
1098	1250	1353	BW	18"	COL	32.2 sq. ft. (Fully Uph.)		
970	1122	1225	W	28.5"	BH	19-21.5"		
1080	1232	1335	D	28.5"	WT	51 lbs. Armless		
1079	1231	1334	H	35-41.5"		58 lbs. w/Arms		
1115	1267	1370	SW	19"	COM/COV	1.15 yds.		
1090	1242	1345	SD	17-19"	COL	20.7 sq. ft.		
1114	1266	1369	SH	16-20"	COM/COV	1.73 yds. (Fully Uph.)		
1126	1278	1381	BW	18"	COL	32.2 sq. ft. (Fully Uph.)		
994	1146	1249	W	28.5"	BH	19-21.5"	ADDITIONAL OPTIONS	
1104	1256	1359	D	28.5"	WT	49.5 lbs. Armless		
1103	1255	1358	H	35.5-43.5"		56.5 lbs. w/Arms		
1139	1291	1394	SW	19"	COM/COV	1.15 yds.		
1114	1266	1369	SD	17-19.5"	COL	20.7 sq. ft.	BASE (Add \$100)	
1138	1290	1393	SH	16.75-21.75"	COM/COV	1.73 yds. (Fully Uph.)	B3 - Polished Aluminum	
1150	1302	1405	BW	18"	COL	32.2 sq. ft. (Fully Uph.)	W3 - Soft Wheel Caster w/ Safety Brake W4 - Soft Wheel Caster W6 - 2 1/4" Glide	
994	1146	1249	W	28.5"	BH	19-21.5"	BLACK BALLISTIC NYLON BACK (No Upcharge)	
1104	1256	1359	D	28.5"	WT	51 lbs. Armless		
1103	1255	1358	H	35.75-43.25"		58 lbs. w/Arms		
1139	1291	1394	SW	19"	COM/COV	1.15 yds.		
1114	1266	1369	SD	17-19.5"	COL	20.7 sq. ft.		
1138	1290	1393	SH	16.75-21.75"	COM/COV	1.73 yds. (Fully Uph.)		
1150	1302	1405	BW	18"	COL	32.2 sq. ft. (Fully Uph.)		
1030	1182	1285	W	28.5"	BH	18-20.5"		
1140	1292	1395	D	28.5"	WT	56 lbs. Armless		
1139	1291	1394	H	34.25-40.75"		63 lbs. w/Arms		
1175	1327	1430	SW	19"	COM/COV	1.15 yds.		
1150	1302	1405	SD	17.5-20"	COL	20.7 sq. ft.		
1174	1326	1429	SH	16.25-20.25"	COM/COV	1.73 yds. (Fully Uph.)		
1186	1338	1441	BW	18"	COL	32.2 sq. ft. (Fully Uph.)		

†Dimensions shown above are for standard chairs only. Additional options will change dimensions.

emme™

Mid Back with Small Seat SIN # 711-18

- Emme™ is built to accommodate up to 95% of all users.
- Offered with two seat and three back sizes, six arm and seven control options.
- Oversized bases and casters.
- Molded seat and back foam.
- Internal back height adjustment on D5, E2, E7, M2 and R3 controls.
- Two sizes of stools and conference seating.
- Rated up to 300 lbs. on mechanisms and is available with Heavy-Duty option.
- Seat sliders on D5, E2, E7, M2 and R3.









4106

Backed by Highmark's Lifetime warranty.

Price Range: \$572 - \$1,441

Lead Time: 48-Hour Speed Ship or Express Ten Day Turnaround

			FABRIC / VINYL GRADES							
MODEL	CONTROL	ARMS	A COM COV	B	C	D	E	F	G	J
*Bold type indicates a Good, Better or Best chair.										
Mid Back with Small Seat										
4106 S2 Swivel Tilt										
	N/A	No Arms	572	606	651	704	765	839	903	993
	A34	Fixed Cantilever Arms: GOOD*	682	716	761	814	875	949	1013	1103
	A27	Height Adjustable Arms	681	715	760	813	874	948	1012	1102
	A28	Height and Width Adjustable Arms	717	751	796	849	910	984	1048	1138
	A55	Height Adjustable Arms	692	726	771	824	885	959	1023	1113
	A56	Height and Width Adjustable Arms	716	750	795	848	909	983	1047	1137
A23	Height and Width Adjustable Arms with Sliding and Lockable Pivot Pads	728	762	807	860	921	995	1059	1149	
4106 D5-SS2 Posture Back with Seat Slider										
	N/A	No Arms	641	675	720	773	834	908	972	1062
	A34	Fixed Cantilever Arms	751	785	830	883	944	1018	1082	1172
	A27	Height Adjustable Arms	750	784	829	882	943	1017	1081	1171
	A28	Height and Width Adjustable Arms	786	820	865	918	979	1053	1117	1207
	A55	Height Adjustable Arms	761	795	840	893	954	1028	1092	1182
	A56	Height and Width Adjustable Arms	785	819	864	917	978	1052	1116	1206
A23	Height and Width Adjustable Arms with Sliding and Lockable Pivot Pads	797	831	876	929	990	1064	1128	1218	
4106 E2-SS3 Simple Synchro Tilt with Seat Slider										
	N/A	No Arms	669	703	748	801	862	936	1000	1090
	A34	Fixed Cantilever Arms	779	813	858	911	972	1046	1110	1200
	A27	Height Adjustable Arms	778	812	857	910	971	1045	1109	1199
	A28	Height and Width Adjustable Arms	814	848	893	946	1007	1081	1145	1235
	A55	Height Adjustable Arms	789	823	868	921	982	1056	1120	1210
	A56	Height and Width Adjustable Arms	813	847	892	945	1006	1080	1144	1234
A23	Height and Width Adjustable Arms with Sliding and Lockable Pivot Pads	825	859	904	957	1018	1092	1156	1246	
4106 R3-SS6 Body Balance with Seat Slider										
	N/A	No Arms	693	727	772	825	886	960	1024	1114
	A34	Fixed Cantilever Arms	803	837	882	935	996	1070	1134	1224
	A27	Height Adjustable Arms	802	836	881	934	995	1069	1133	1223
	A28	Height and Width Adjustable Arms	838	872	917	970	1031	1105	1169	1259
	A55	Height Adjustable Arms	813	847	892	945	1006	1080	1144	1234
	A56	Height and Width Adjustable Arms	837	871	916	969	1030	1104	1168	1258
A23	Height and Width Adjustable Arms with Sliding and Lockable Pivot Pads	849	883	928	981	1042	1116	1180	1270	
4106 E7-SS4 Advanced Synchro Tilt with Side Tension Knob and Seat Slider										
	N/A	No Arms	693	727	772	825	886	960	1024	1114
	A34	Fixed Cantilever Arms	803	837	882	935	996	1070	1134	1224
	A27	Height Adjustable Arms	802	836	881	934	995	1069	1133	1223
	A28	Height and Width Adjustable Arms	838	872	917	970	1031	1105	1169	1259
	A55	Height Adjustable Arms	813	847	892	945	1006	1080	1144	1234
	A56	Height and Width Adjustable Arms	837	871	916	969	1030	1104	1168	1258
A23	Height and Width Adjustable Arms with Sliding and Lockable Pivot Pads	849	883	928	981	1042	1116	1180	1270	
4106 M2-SS2 Multi-Function with Seat Slider										
	N/A	No Arms	729	763	808	861	922	996	1060	1150
	A34	Fixed Cantilever Arms	839	873	918	971	1032	1106	1170	1260
	A27	Height Adjustable Arms	838	872	917	970	1031	1105	1169	1259
	A28	Height and Width Adjustable Arms	874	908	953	1006	1067	1141	1205	1295
	A55	Height Adjustable Arms	849	883	928	981	1042	1116	1180	1270
	A56	Height and Width Adjustable Arms	873	907	952	1005	1066	1140	1204	1294
A23	Height and Width Adjustable Arms with Sliding and Lockable Pivot Pads	885	919	964	1017	1078	1152	1216	1306	

NOTE:

- Outer back is standard with black FOAMMESH™ fabric.
- No charge for fully upholstered or ballistic back.

Add \$80 List for fully assembled chairs in carton.



909UB

Team Up™ fully upholstered guest chair is the perfect companion to the Emme™ or any conference or task chair.
See Page 130.

See Page 154 - 162 for full descriptions of arms, options and chair controls.

LEATHER GRADES			DIMENSIONS†			HOW TO ORDER		
3 COL Helvetia Basic	5 Helvetia Hampton	6 Green Hides Vulcano				Model # and Control:	4106 D5-SS2	
873	1025	1128	W	28.5"	BH	20.5"	Arm Option:	A23
983	1135	1238	D	28.5"	WT	46 lbs. Armless	Additional Options:	-
982	1134	1237	H	36.75-41.75"		53 lbs. w/Arms	Upholstery Option:	Insight Ebony
1018	1170	1273	SW	19"	COM/COV	1.15 yds.	4106 D5-SS2 A23 Insight Ebony = \$797	
993	1145	1248	SD	17"	COL	20.7 sq. ft.	ARM OPTIONS	
1017	1169	1272	SH	16.25-21.25"	COM/COV	1.79 yds. (Fully Uph.)		
1029	1181	1284	BW	20.25"	COL	32.2 sq. ft. (Fully Uph.)		
942	1094	1197	W	28.5"	BH	19.25-21.75"		
1052	1204	1307	D	28.5"	WT	51.5 lbs. Armless		
1051	1203	1306	H	35.5-43"		58.5 lbs. w/Arms		
1087	1239	1342	SW	19"	COM/COV	1.15 yds.		
1062	1214	1317	SD	17.5-20"	COL	20.7 sq. ft.	A34 Fixed Cantilever Arms	
1086	1238	1341	SH	16.25-21.25"	COM/COV	1.79 yds. (Fully Uph.)	A27 Height Adjustable Arms	
1098	1250	1353	BW	20.25"	COL	32.2 sq. ft. (Fully Uph.)	A28 Height and Width Adjustable Arms	
970	1122	1225	W	28.5"	BH	21-23.5"	A55 Height Adjustable Arms	
1080	1232	1335	D	28.5"	WT	54.5 lbs. Armless	A56 Height and Width Adjustable Arms	
1079	1231	1334	H	37-43.5"		61.5 lbs. w/Arms	A23 Height and Width Adjustable Arms with Sliding and Lockable Pivot Pads	
1115	1267	1370	SW	19"	COM/COV	1.15 yds.	BASE (Add \$100)	
1090	1242	1345	SD	17-19"	COL	20.7 sq. ft.	B3 - Polished Aluminum	
1114	1266	1369	SH	16-20"	COM/COV	1.79 yds. (Fully Uph.)	SOFT WHEEL CASTERS & GLIDES (Set of 5 - Add \$30)	
1126	1278	1381	BW	20.25"	COL	32.2 sq. ft. (Fully Uph.)	W3 - Soft Wheel Caster w/ Safety Brake	
994	1146	1249	W	28.5"	BH	21-23.5"	W4 - Soft Wheel Caster	
1104	1256	1359	D	28.5"	WT	53 lbs. Armless	W6 - 2 1/4" Glide	
1103	1255	1358	H	37.75-45.5"		60 lbs. w/Arms	BLACK BALLISTIC NYLON BACK (No Upcharge)	
1139	1291	1394	SW	19"	COM/COV	1.15 yds.		
1114	1266	1369	SD	17-19.5"	COL	20.7 sq. ft.		
1138	1290	1393	SH	16.75-21.75"	COM/COV	1.79 yds. (Fully Uph.)		
1150	1302	1405	BW	20.25"	COL	32.2 sq. ft. (Fully Uph.)		
994	1146	1249	W	28.5"	BH	21-23.5"		
1104	1256	1359	D	28.5"	WT	54.5 lbs. Armless		
1103	1255	1358	H	37.75-45.25"		66.5 lbs. w/Arms		
1139	1291	1394	SW	19"	COM/COV	1.15 yds.		
1114	1266	1369	SD	17-19.5"	COL	20.7 sq. ft.		
1138	1290	1393	SH	16.75-21.75"	COM/COV	1.79 yds. (Fully Uph.)		
1150	1302	1405	BW	20.25"	COL	32.2 sq. ft. (Fully Uph.)		
1030	1182	1285	W	28.5"	BH	20-22.5"		
1140	1292	1395	D	28.5"	WT	59.5 lbs. Armless		
1139	1291	1394	H	36.25-42.75"		66.5 lbs. w/Arms		
1175	1327	1430	SW	19"	COM/COV	1.15 yds.		
1150	1302	1405	SD	17.5-20"	COL	20.7 sq. ft.		
1174	1326	1429	SH	16.25-20.25"	COM/COV	1.79 yds. (Fully Uph.)		
1186	1338	1441	BW	20.25"	COL	32.2 sq. ft. (Fully Uph.)		

†Dimensions shown above are for standard chairs only. Additional options will change dimensions.

emme™

Mid Back with Standard Seat SIN # 711-18

- Emme™ is built to accommodate up to 95% of all users.
- Offered with two seat and three back sizes, six arm and seven control options.
- Oversized bases and casters.
- Molded seat and back foam.
- Internal back height adjustment on D5, E2, E7, M2 and R3 controls.
- Two sizes of stools and conference seating.
- Rated up to 300 lbs. on mechanisms and is available with Heavy-Duty option.
- Seat sliders on D5, E2, E7, M2 and R3.















4107

Backed by Highmark's Lifetime warranty.

Price Range: \$584 - \$1,453

Lead Time: 48-Hour Speed Ship* or Express Ten Day Turnaround

				FABRIC / VINYL GRADES							
MODEL	CONTROL	ARMS		A COM COV	B	C	D	E	F	G	J
* Bold type indicates a Good, Better or Best chair. †Not available with HD options.											
Mid Back with Standard Seat											
4107	S2	Swivel Tilt									
		N/A	No Arms	584	618	663	716	777	851	915	1005
		A34	Fixed Cantilever Arms	694	728	773	826	887	961	1025	1115
		A27	Height Adjustable Arms	693	727	772	825	886	960	1024	1114
		A28	Height and Width Adjustable Arms	729	763	808	861	922	996	1060	1150
		A55	Height Adjustable Arms	704	738	783	836	897	971	1035	1125
		A56	Height and Width Adjustable Arms	728	762	807	860	921	995	1059	1149
		A23	Height and Width Adjustable Arms with Sliding and Lockable Pivot Pads	740	774	819	872	933	1007	1071	1161
4107	D5-SS2	Posture Back with Seat Slider									
		N/A	No Arms	653	687	732	785	846	920	984	1074
		A34	Fixed Cantilever Arms	763	797	842	895	956	1030	1094	1184
		A27	Height Adjustable Arms	762	796	841	894	955	1029	1093	1183
		A28	Height and Width Adjustable Arms	798	832	877	930	991	1065	1129	1219
		A55	Height Adjustable Arms	773	807	852	905	966	1040	1104	1194
		A56	Height and Width Adjustable Arms	797	831	876	929	990	1064	1128	1218
		A23	Height and Width Adjustable Arms with Sliding and Lockable Pivot Pads	809	843	888	941	1002	1076	1140	1230
4107	E2-SS3	Simple Synchro Tilt with Seat Slider									
		N/A	No Arms	681	715	760	813	874	948	1012	1102
		A34	Fixed Cantilever Arms	791	825	870	923	984	1058	1122	1212
		A27	Height Adjustable Arms	790	824	869	922	983	1057	1121	1211
		A28	Height and Width Adjustable Arms	826	860	905	958	1019	1093	1157	1247
		A55	Height Adjustable Arms	801	835	880	933	994	1068	1132	1222
		A56	Height and Width Adjustable Arms: BETTER*	825	859	904	957	1018	1092	1156	1246
		A23	Height and Width Adjustable Arms with Sliding and Lockable Pivot Pads	837	871	916	969	1030	1104	1168	1258
4107	R3-SS6	Body Balance with Seat Slider									
		N/A	No Arms	705	739	784	837	898	972	1036	1126
		A34	Fixed Cantilever Arms	815	849	894	947	1008	1082	1146	1236
		A27	Height Adjustable Arms	814	848	893	946	1007	1081	1145	1235
		A28	Height and Width Adjustable Arms	850	884	929	982	1043	1117	1181	1271
		A55	Height Adjustable Arms	825	859	904	957	1018	1092	1156	1246
		A56	Height and Width Adjustable Arms	849	883	928	981	1042	1116	1180	1270
		A23	Height and Width Adjustable Arms with Sliding and Lockable Pivot Pads	861	895	940	993	1054	1128	1192	1282
4107	E7-SS4	Advanced Synchro Tilt with Side Tension Knob and Seat Slider									
		N/A	No Arms	705	739	784	837	898	972	1036	1126
		A34	Fixed Cantilever Arms	815	849	894	947	1008	1082	1146	1236
		A27	Height Adjustable Arms	814	848	893	946	1007	1081	1145	1235
		A28	Height and Width Adjustable Arms	850	884	929	982	1043	1117	1181	1271
		A55	Height Adjustable Arms	825	859	904	957	1018	1092	1156	1246
		A56	Height and Width Adjustable Arms	849	883	928	981	1042	1116	1180	1270
		A23	Height and Width Adjustable Arms with Sliding and Lockable Pivot Pads	861	895	940	993	1054	1128	1192	1282
4107	M2-SS2	Multi-Function with Seat Slider									
		N/A	No Arms	741	775	820	873	934	1008	1072	1162
		A34	Fixed Cantilever Arms	851	885	930	983	1044	1118	1182	1272
		A27	Height Adjustable Arms	850	884	929	982	1043	1117	1181	1271
		A28	Height and Width Adjustable Arms	886	920	965	1018	1079	1153	1217	1307
		A55	Height Adjustable Arms	861	895	940	993	1054	1128	1192	1282
		A56	Height and Width Adjustable Arms	885	919	964	1017	1078	1152	1216	1306
		A23	Height and Width Adjustable Arms with Sliding and Lockable Pivot Pads	897	931	976	1029	1090	1164	1228	1318

NOTE:

- Outer back is standard with black FOAMMESH™ fabric.
- No charge for fully upholstered or ballistic back.

Add \$80 List for fully assembled chairs in carton.



909UB

Team Up™ fully upholstered guest chair is the perfect companion to the Emme™ or any conference or task chair.
See Page 130.

bodybalance®

See Page 154 - 162 for full descriptions of arms, options and chair controls.

LEATHER GRADES			DIMENSIONS†		
3 COL Helvetia Basic	5 Helvetia Hampton	6 Green Hides Vulcano			
885	1037	1140	W	28.5"	BH 20.5"
995	1147	1250	D	28.5"	WT 47.5 lbs. Armless
994	1146	1249	H	37-42"	54.5 lbs. w/Arms
1030	1182	1285	SW	20.75"	COM/COV 1.31 yds.
1005	1157	1260	SD	18"	COL 23 sq. ft.
1029	1181	1284	SH	16.5-21.5"	COM/COV 1.89 yds. (Fully Uph.)
1041	1193	1296	BW	20.25"	COL 34.5 sq. ft. (Fully Uph.)
954	1106	1209	W	28.5"	BH 19.25-21.75"
1064	1216	1319	D	28.5"	WT 53 lbs. Armless
1063	1215	1318	H	35.75-43.25"	60.5 lbs. w/Arms
1099	1251	1354	SW	20.75"	COM/COV 1.31 yds.
1074	1226	1329	SD	18.5-21"	COL 23 sq. ft.
1098	1250	1353	SH	16.5-21.5"	COM/COV 1.89 yds. (Fully Uph.)
1110	1262	1365	BW	20.25"	COL 34.5 sq. ft. (Fully Uph.)
982	1134	1237	W	28.5"	BH 21-23.5"
1092	1244	1347	D	28.5"	WT 56 lbs. Armless
1091	1243	1346	H	37.5-44"	63 lbs. w/Arms
1127	1279	1382	SW	20.75"	COM/COV 1.31 yds.
1102	1254	1357	SD	18-20"	COL 23 sq. ft.
1126	1278	1381	SH	16.5-20.5"	COM/COV 1.89 yds. (Fully Uph.)
1138	1290	1393	BW	20.25"	COL 34.5 sq. ft. (Fully Uph.)
1006	1158	1261	W	28.5"	BH 21-23.5"
1116	1268	1371	D	28.5"	WT 54.5 lbs. Armless
1115	1267	1370	H	36.5-43"	61.5 lbs. w/Arms
1151	1303	1406	SW	20.75"	COM/COV 1.31 yds.
1126	1278	1381	SD	18-20.5"	COL 23 sq. ft.
1150	1302	1405	SH	16-20"	COM/COV 1.89 yds. (Fully Uph.)
1162	1314	1417	BW	20.25"	COL 34.5 sq. ft. (Fully Uph.)
1006	1158	1261	W	28.5"	BH 21-23.5"
1116	1268	1371	D	28.5"	WT 56 lbs. Armless
1115	1267	1370	H	38-45.5"	63 lbs. w/Arms
1151	1303	1406	SW	20.75"	COM/COV 1.31 yds.
1126	1278	1381	SD	18-20.5"	COL 23 sq. ft.
1150	1302	1405	SH	17-22"	COM/COV 1.89 yds. (Fully Uph.)
1162	1314	1417	BW	20.25"	COL 34.5 sq. ft. (Fully Uph.)
1042	1194	1297	W	28.5"	BH 20-22.5"
1152	1304	1407	D	28.5"	WT 61 lbs. Armless
1151	1303	1406	H	37.25-43.75"	68 lbs. w/Arms
1187	1339	1442	SW	20.75"	COM/COV 1.31 yds.
1162	1314	1417	SD	18.5-21"	COL 23 sq. ft.
1186	1338	1441	SH	17.25-21.25"	COM/COV 1.89 yds. (Fully Uph.)
1198	1350	1453	BW	20.25"	COL 34.5 sq. ft. (Fully Uph.)

†Dimensions shown above are for standard chairs only. Additional options will change dimensions.

HOW TO ORDER

Model # and Control: 4107 E2-SS3

Arm Option: A23

Additional Options: -

Upholstery Option: Insight Ebony

4107 E2-SS3 A23 Insight Ebony = \$837

ARM OPTIONS



A34
Fixed Cantilever Arms



A27
Height Adjustable Arms



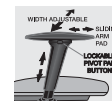
A28
Height and Width Adjustable Arms



A55
Height Adjustable Arms



A56
Height and Width Adjustable Arms



A23
Height and Width Adjustable Arms with Sliding and Lockable Pivot Pads

ADDITIONAL OPTIONS



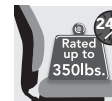
BASE
(Add \$100)
B3 - Polished Aluminum



SOFT WHEEL CASTERS & GLIDES
(Set of 5 - Add \$30)
W3 - Soft Wheel Caster w/ Safety Brake
W4 - Soft Wheel Caster
W6 - 2 1/4" Glide



BLACK BALLISTIC NYLON BACK
(No Upcharge)



HEAVY-DUTY UPGRADE
(Upcharge added to 4107-M2-SS2-NA pricing)
HD1 - No Arms (Add \$135)
HD2 - A62 Arms (Add \$310)
HD3 - A63 Arms (Add \$350)

Heavy-Duty options available:

- Optional A62, Heavy-Duty height adjustable arms.
- Optional A63, Heavy-Duty height and width adjustable arms.

For recommended Heavy-Duty Fabrics, see page 153.

For all Heavy-Duty chair specifications, see page 163.

emme™

High Back with Standard Seat SIN # 711-18

- Emme™ is built to accommodate up to 95% of all users.
- Offered with two seat and three back sizes, six arm and seven control options.
- Oversized bases and casters.
- Molded seat and back foam.
- Internal back height adjustment on D5, E2, E7, M2 and R3 controls.
- Two sizes of stools and conference seating.
- Rated up to 300 lbs. on mechanisms and is available with Heavy-Duty option.
- Seat sliders on D5, E2, E7, M2 and R3.



4110

Backed by Highmark's Lifetime warranty.

Price Range: \$647 - \$1,516

Lead Time: 48-Hour Speed Ship* or Express Ten Day Turnaround

*Bold type indicates a Good, Better or Best chair. †Not available with HD options.

FABRIC / VINYL GRADES

MODEL	CONTROL	ARMS	A COM COV	B	C	D	E	F	G	J
High Back with Standard Seat										
4110 S2 Swivel Tilt										
		N/A No Arms	647	681	726	779	840	914	978	1068
		A34 Fixed Cantilever Arms	757	791	836	889	950	1024	1088	1178
		A27 Height Adjustable Arms	756	790	835	888	949	1023	1087	1177
		A28 Height and Width Adjustable Arms	792	826	871	924	985	1059	1123	1213
		A55 Height Adjustable Arms	767	801	846	899	960	1034	1098	1188
		A56 Height and Width Adjustable Arms	791	825	870	923	984	1058	1122	1212
		A23 Height and Width Adjustable Arms with Sliding and Lockable Pivot Pads	803	837	882	935	996	1070	1134	1224
4110 D5-SS2 Posture Back with Seat Slider										
		N/A No Arms	716	750	795	848	909	983	1047	1137
		A34 Fixed Cantilever Arms	826	860	905	958	1019	1093	1157	1247
		A27 Height Adjustable Arms	825	859	904	957	1018	1092	1156	1246
		A28 Height and Width Adjustable Arms	861	895	940	993	1054	1128	1192	1282
		A55 Height Adjustable Arms	836	870	915	968	1029	1103	1167	1257
		A56 Height and Width Adjustable Arms	860	894	939	992	1053	1127	1191	1281
		A23 Height and Width Adjustable Arms with Sliding and Lockable Pivot Pads	872	906	951	1004	1065	1139	1203	1293
4110 E2-SS3 Simple Synchro Tilt with Seat Slider										
		N/A No Arms	744	778	823	876	937	1011	1075	1165
		A34 Fixed Cantilever Arms	854	888	933	986	1047	1121	1185	1275
		A27 Height Adjustable Arms	853	887	932	985	1046	1120	1184	1274
		A28 Height and Width Adjustable Arms	889	923	968	1021	1082	1156	1220	1310
		A55 Height Adjustable Arms	864	898	943	996	1057	1131	1195	1285
		A56 Height and Width Adjustable Arms	888	922	967	1020	1081	1155	1219	1309
		A23 Height and Width Adjustable Arms with Sliding and Lockable Pivot Pads	900	934	979	1032	1093	1167	1231	1321
4110 R3-SS6 Body Balance with Seat Slider										
		N/A No Arms	768	802	847	900	961	1035	1099	1189
		A34 Fixed Cantilever Arms	878	912	957	1010	1071	1145	1209	1299
		A27 Height Adjustable Arms	877	911	956	1009	1070	1144	1208	1298
		A28 Height and Width Adjustable Arms	913	947	992	1045	1106	1180	1244	1334
		A55 Height Adjustable Arms	888	922	967	1020	1081	1155	1219	1309
		A56 Height and Width Adjustable Arms	912	946	991	1044	1105	1179	1243	1333
		A23 Height and Width Adjustable Arms with Sliding* and Lockable Pivot Pads: BEST	924	958	1003	1056	1117	1191	1255	1345
4110 E7-SS4 Advanced Synchro Tilt with Side Tension Knob and Seat Slider										
		N/A No Arms	768	802	847	900	961	1035	1099	1189
		A34 Fixed Cantilever Arms	878	912	957	1010	1071	1145	1209	1299
		A27 Height Adjustable Arms	877	911	956	1009	1070	1144	1208	1298
		A28 Height and Width Adjustable Arms	913	947	992	1045	1106	1180	1244	1334
		A55 Height Adjustable Arms	888	922	967	1020	1081	1155	1219	1309
		A56 Height and Width Adjustable Arms	912	946	991	1044	1105	1179	1243	1333
		A23 Height and Width Adjustable Arms with Sliding and Lockable Pivot Pads	924	958	1003	1056	1117	1191	1255	1345
4110 M2-SS2 Multi-Function with Seat Slider										
		N/A No Arms	804	838	883	936	997	1071	1135	1225
		A34 Fixed Cantilever Arms	914	948	993	1046	1107	1181	1245	1335
		A27 Height Adjustable Arms	913	947	992	1045	1106	1180	1244	1334
		A28 Height and Width Adjustable Arms	949	983	1028	1081	1142	1216	1280	1370
		A55 Height Adjustable Arms	924	958	1003	1056	1117	1191	1255	1345
		A56 Height and Width Adjustable Arms	948	982	1027	1080	1141	1215	1279	1369
		A23 Height and Width Adjustable Arms with Sliding and Lockable Pivot Pads	960	994	1039	1092	1153	1227	1291	1381

NOTE:

- Outer back is standard with black FOAMMESH™ fabric.
- No charge for fully upholstered or ballistic back.

Add \$80 List for fully assembled chairs in carton.



909UB

Team Up™ fully upholstered guest chair is the perfect companion to the Emme™ or any conference or task chair.
See Page 130.

bodybalance®

See Page 154 - 162 for full descriptions of arms, options and chair controls.

LEATHER GRADES			DIMENSIONS†			HOW TO ORDER		
3 COL Helvetia Basic	5 Helvetia Hampton	6 Green Hides Vulcano				Model # and Control:	4110 E2-SS3	
948	1100	1203	W	28.5"	BH	24.5"	Arm Option:	A23
1058	1210	1313	D	28.5"	WT	48.5 lbs. Armless	Additional Options:	-
1057	1209	1312	H	41-46"		55.5 lbs. w/Arms	Upholstery Option:	Insight Ebony
1093	1245	1348	SW	20.75"	COM/COV	1.44 yds.	4110 E2-SS3 A23 Insight Ebony = \$900	
1068	1220	1323	SD	18"	COL	25.3 sq. ft.	ARM OPTIONS	
1092	1244	1347	SH	16.5-21.5"	COM/COV	1.90 yds. (Fully Uph.)		
1104	1256	1359	BW	20.25"	COL	36.8 sq. ft. (Fully Uph.)		
1017	1169	1272	W	28.5"	BH	23.25-25.75"		
1127	1279	1382	D	28.5"	WT	54 lbs. Armless	ADDITIONAL OPTIONS	
1126	1278	1381	H	39.75-47.25"		61 lbs. w/Arms		
1162	1314	1417	SW	20.75"	COM/COV	1.44 yds.		
1137	1289	1392	SD	18.5-21"	COL	25.3 sq. ft.	<p>BASE (Add \$100)</p> <p>B3 - Polished Aluminum</p> <p>SOFT WHEEL CASTERS & GLIDES (Set of 5 - Add \$30)</p> <p>W3 - Soft Wheel Caster w/ Safety Brake</p> <p>W4 - Soft Wheel Caster</p> <p>W6 - 2 1/4" Glide</p> <p>BLACK BALLISTIC NYLON BACK (No Upcharge)</p> <p>HEAVY-DUTY UPGRADE (Upcharge added to 4110-M2-SS2-NA pricing)</p> <p>HD1 - No Arms (Add \$135)</p> <p>HD2 - A62 Arms (Add \$310)</p> <p>HD3 - A63 Arms (Add \$350)</p>	
1161	1313	1416	SH	16.5-21.5"	COM/COV	1.90 yds. (Fully Uph.)		
1173	1325	1428	BW	20.25"	COL	36.8 sq. ft. (Fully Uph.)		
1045	1197	1300	W	28.5"	BH	25-27.5"		
1155	1307	1410	D	28.5"	WT	57 lbs. Armless		
1154	1306	1409	H	41.5-48"		64 lbs. w/Arms		
1190	1342	1445	SW	20.75"	COM/COV	1.44 yds.		
1165	1317	1420	SD	18-20"	COL	25.3 sq. ft.		
1189	1341	1444	SH	16.5-20.5"	COM/COV	1.90 yds. (Fully Uph.)		
1201	1353	1456	BW	20.25"	COL	36.8 sq. ft. (Fully Uph.)		
1069	1221	1324	W	28.5"	BH	25-27.5"		
1179	1331	1434	D	28.5"	WT	57 lbs. Armless		
1178	1330	1433	H	40.5-47"		62.5 lbs. w/Arms		
1214	1366	1469	SW	20.75"	COM/COV	1.44 yds.		
1189	1341	1444	SD	18-20.5"	COL	25.3 sq. ft.		
1213	1365	1468	SH	16-20"	COM/COV	1.90 yds. (Fully Uph.)		
1225	1377	1480	BW	20.25"	COL	36.8 sq. ft. (Fully Uph.)		
1069	1221	1324	W	28.5"	BH	25-27.5"		
1179	1331	1434	D	28.5"	WT	57 lbs. Armless		
1178	1330	1433	H	42-49.5"		69 lbs. w/Arms		
1214	1366	1469	SW	20.75"	COM/COV	1.44 yds.		
1189	1341	1444	SD	18-20.5"	COL	25.3 sq. ft.		
1213	1365	1468	SH	17-22"	COM/COV	1.90 yds. (Fully Uph.)		
1225	1377	1480	BW	20.25"	COL	36.8 sq. ft. (Fully Uph.)		
1105	1257	1360	W	28.5"	BH	24-26.5"		
1215	1367	1470	D	28.5"	WT	62 lbs. Armless		
1214	1366	1469	H	41.25-47.75"		69 lbs. w/Arms		
1250	1402	1505	SW	20.75"	COM/COV	1.44 yds.		
1225	1377	1480	SD	18.5-21"	COL	25.3 sq. ft.		
1249	1401	1504	SH	17.25-21.25"	COM/COV	1.90 yds. (Fully Uph.)		
1261	1413	1516	BW	20.25"	COL	36.8 sq. ft. (Fully Uph.)		

†Dimensions shown above are for standard chairs only. Additional options will change dimensions.

Heavy-duty options available:
• Optional A62, Heavy-Duty height adjustable arms.
• Optional A63, Heavy-Duty height and width adjustable arms.

For recommended Heavy-Duty Fabrics, see page 153.

For all Heavy-Duty chair specifications, see page 163.

emme™

Mid and High Back Conference with Standard Seat and Stools SIN # 711-18

- Emme™ is built to accommodate up to 95% of all users.
- Offered with two seat and three back sizes, six arm and seven control options.
- Oversized bases and casters.
- Molded seat and back foam.
- Internal back height adjustment on D5, E2, E7, M2 and R3 controls.
- Two sizes of stools and conference seating.
- Rated up to 300 lbs. on mechanisms and is available with Heavy-Duty option.
- Seat sliders on D5, E2, E7, M2 and R3.



Backed by Highmark's Lifetime warranty.

Price Range: \$694 - \$1,421

Lead Time: 48-Hour Speed Ship* or Express Ten Day Turnaround

			FABRIC / VINYL GRADES							
MODEL	CONTROL	ARMS	A COM COV	B	C	D	E	F	G	J
Mid Back										
4114	S2	Swivel Tilt								
		A34 Fixed Cantilever Arms (Standard)	694	728	773	826	887	961	1025	1115
4114	K3	Knee Tilt								
		A34 Fixed Cantilever Arms (Standard)	784	818	863	916	977	1051	1115	1205
High Back										
4116	S2	Swivel Tilt								
		A34 Fixed Cantilever Arms (Standard)	757	791	836	889	950	1024	1088	1178
4116	K3	Knee Tilt								
		A34 Fixed Cantilever Arms (Standard)	847	881	926	979	1040	1114	1178	1268
Mid Height / Counter Height										
4119	D5	G5/G6 Posture Back								
		N/A No Arms	709	743	788	841	902	976	1040	1130
		A34 Fixed Cantilever Arms	819	853	898	951	1012	1086	1150	1240
		A27 Height Adjustable Arms	818	852	897	950	1011	1085	1149	1239
		A28 Height and Width Adjustable Arms	854	888	933	986	1047	1121	1185	1275
		A55 Height Adjustable Arms	829	863	908	961	1022	1096	1160	1250
		A56 Height and Width Adjustable Arms	853	887	932	985	1046	1120	1184	1274
		A23 Height and Width Adjustable Arms with Sliding and Lockable Pivot Pads	865	899	944	997	1058	1132	1196	1286

All Mid Height Stools are standard with a 8" cylinder (G5) and 20" Footring (F2).
 All Counter Height Stools are standard with a 10" cylinder (G6) and 20" Footring (F2)

NOTE:

- Outer back is standard with black FOAMMESH™ fabric.
- No charge for fully upholstered or ballistic back.

Add \$80 List for fully assembled chairs in carton.



909UB

Team Up™ fully upholstered guest chair is the perfect companion to the Emme™ or any conference or task chair.
See Page 130.

See Page 154 - 162 for full descriptions of arms, options and chair controls.

LEATHER GRADES			DIMENSIONS†		HOW TO ORDER	
3 COL Helvetia Basic	5 Helvetia Hampton	6 Green Hides Vulcano			Model # and Control:	4114 S2
995	1147	1250	W 28.5"	BH 20.5"	Arm Option:	A34
			D 28.5"	WT 54.5 lbs. w/Arms	Additional Options:	-
			H 37-42"	COM/COV 1.31 yds.	Upholstery Option:	Insight Ebony
			SW 20.75"	COL 23 sq. ft.	4114 S2 A34 Insight Ebony = \$694	
			SD 18"	COM/COV 1.89 yds. (Fully Uph.)	ARM OPTIONS	
			SH 16.5-21.5"	COL 34.5 sq. ft. (Fully Uph.)	 A34 Fixed Cantilever Arms	
			BW 20.25"		 A27 Height Adjustable Arms	
1085	1237	1340	W 28.5"	BH 20.5"	 A28 Height and Width Adjustable Arms	
			D 28.5"	WT 58 lbs. w/Arms	 A55 Height Adjustable Arms	
			H 36.5-40.5"	COM/COV 1.31 yds.	 A56 Height and Width Adjustable Arms	
			SW 20.75"	COL 23 sq. ft.	 A23 Height and Width Adjustable Arms with Sliding and Lockable Pivot Pads	
			SD 18"	COM/COV 1.89 yds. (Fully Uph.)	ADDITIONAL OPTIONS	
			SH 16-20"	COL 34.5 sq. ft. (Fully Uph.)	 BASE (Add \$100) B3 - Polished Aluminum	
			BW 20.25"		 SOFT WHEEL CASTERS & GLIDES (Set of 5 - Add \$30) W3 - Soft Wheel Caster w/ Safety Brake W4 - Soft Wheel Caster W6 - 2 1/4" Glide	
1058	1210	1313	W 28.5"	BH 24.5"	 BLACK BALLISTIC NYLON BACK (No Upcharge)	
			D 28.5"	WT 55.5 lbs. w/Arms	 HEAVY-DUTY UPGRADE (Upcharge added to 4119-D5-NA pricing) HD1 - No Arms (Add \$135) HD2 - A62 Arms (Add \$310) HD3 - A63 Arms (Add \$350)	
			H 41-46"	COM/COV 1.44 yds.		
			SW 20.75"	COL 25.3 sq. ft.		
			SD 18"	COM/COV 1.90 yds. (Fully Uph.)		
			SH 16.5-21.5"	COL 36.8 sq. ft. (Fully Uph.)		
			BW 20.25"			
1148	1300	1403	W 28.5"	BH 24.5"		
			D 28.5"	WT 59 lbs. w/Arms		
			H 40.5-44.5"	COM/COV 1.44 yds.		
			SW 20.75"	COL 25.3 sq. ft.		
			SD 18"	COM/COV 1.90 yds. (Fully Uph.)		
			SH 16-20"	COL 36.8 sq. ft. (Fully Uph.)		
			BW 20.25"			
1010	1162	1265	W 28.5"	BH 20.75-23.25"		
1120	1272	1375	D 28.5"	WT 52 lbs. Armless (G5)		
1119	1271	1374	H 43.5-56" (G5)	59 lbs. w/Arms (G5)		
1155	1307	1410	H 39.75-49.75" (G6)	53 lbs. Armless (G6)		
1130	1282	1385	SW 20.75"	60 lbs. w/Arms (G6)		
1154	1306	1409	SD 18.5"	COM/COV 1.31 yds.		
1166	1318	1421	SH 19-26.5" (G5)	COL 23 sq. ft.		
			SH 22.75-32.75" (G6)	COM/COV 1.89 yds. (Fully Uph.)		
			BW 20.25"	COL 34.5 sq. ft. (Fully Uph.)		

†Dimensions shown above are for standard chairs only. Additional options will change dimensions.

- Heavy-Duty options available:
- Optional A62, Heavy-Duty height adjustable arms.
 - Optional A63, Heavy-Duty height and width adjustable arms.

For recommended Heavy-Duty Fabrics, see page 153.

For all Heavy-Duty chair specifications, see page 163.

fino®

Mid Back SIN # 711-18

- Fino® offers timeless styling.
- Available in mid back and high back with four control and five arm options.
- Molded seat foam.
- Additional options include seat slider (on E2 and E7 controls only) and polished aluminum base.
- Rated up to 300 lbs. on mechanisms.



3307

Backed by Highmark's Lifetime warranty.

Price Range: \$948 - \$1,672








Lead Time: Express Ten Day Turnaround

		VINYL GRADES									
MODEL	CONTROL	ARMS	A COV	B	C	D	E	F	G	J	
*Bold type indicates a Good, Better or Best chair.											
Mid Back with Standard Seat											
3307 S2 Swivel Tilt											
	A55	Height Adjustable Arms	948	982	1016	1068	1132	1207	1271	1362	
	A56	Height and Width Adjustable Arms: GOOD*	990	1024	1058	1110	1174	1249	1313	1404	
	A60	Height Adjustable Arms – Black/Chrome	974	1008	1042	1094	1158	1233	1297	1388	
	A61	Height and Width Adjustable Arms – Black/Chrome	1016	1050	1084	1136	1200	1275	1339	1430	
	A52	Polished Aluminum Loop Arms with Urethane Cap	1012	1046	1080	1132	1196	1271	1335	1426	
3307 E2 Simple Synchro Tilt											
	A55	Height Adjustable Arms	1010	1044	1078	1130	1194	1269	1333	1424	
	A56	Height and Width Adjustable Arms	1052	1086	1120	1172	1236	1311	1375	1466	
	A60	Height Adjustable Arms – Black/Chrome	1036	1070	1104	1156	1220	1295	1359	1450	
	A61	Height and Width Adjustable Arms – Black/Chrome	1078	1112	1146	1198	1262	1337	1401	1492	
	A52	Polished Aluminum Loop Arms with Urethane* Cap, Polished Aluminum Base: BETTER	1174	1208	1242	1294	1358	1433	1497	1588	
3307 E7 Advanced Synchro Tilt with Side Tension Knob											
	A55	Height Adjustable Arms	1045	1079	1113	1165	1229	1304	1368	1459	
	A56	Height and Width Adjustable Arms	1087	1121	1155	1207	1271	1346	1410	1501	
	A60	Height Adjustable Arms – Black/Chrome	1071	1105	1139	1191	1255	1330	1394	1485	
	A61	Height and Width Adjustable Arms – Black/Chrome	1113	1147	1181	1233	1297	1372	1436	1527	
	A52	Polished Aluminum Loop Arms with Urethane Cap	1109	1143	1177	1229	1293	1368	1432	1523	
3307 K3 Knee Tilt											
	A55	Height Adjustable Arms	1070	1104	1138	1190	1254	1329	1393	1484	
	A56	Height and Width Adjustable Arms	1112	1146	1180	1232	1296	1371	1435	1526	
	A60	Height Adjustable Arms – Black/Chrome	1096	1130	1164	1216	1280	1355	1419	1510	
	A61	Height and Width Adjustable Arms – Black/Chrome	1138	1172	1206	1258	1322	1397	1461	1552	
	A52	Polished Aluminum Loop Arms with Urethane Cap	1134	1168	1202	1254	1318	1393	1457	1548	

NOTE: Fino® is not available in fabric.

Add \$80 List for fully assembled chairs in carton.

See Page 154 - 162 for full descriptions of arms, options and chair controls.

LEATHER GRADES			DIMENSIONS [†]			HOW TO ORDER		
3 COL Helvetia Basic	5 Helvetia Hampton	6 Green Hides Vulcano				Model # and Control:	3307 E2	
1181	1395	1446	W	27.5"	BW	21.5"	Arm Option:	A56
1223	1437	1488	D	27.5"	BH	22"	Additional Options:	-
1207	1421	1472	H	38.75-42.75"	WT	37.2 lbs. Armless	Upholstery Option:	Helvetia Basic
1249	1463	1514	SW	20"	COV	45.5 lbs. w/Arms	3307 E2 A56 Helvetia Basic = \$1,285	
1245	1459	1510	SD	19"	COL	1.73 yds.		
			SH	15.75-19.75"		34.5 sq. ft.		
1243	1457	1508	W	27.5"	BW	21.5"	ARM OPTIONS	
1285	1499	1550	D	27.5"	BH	22"		
1269	1483	1534	H	39.5-43.5"	WT	40.2 lbs. Armless	A55 Height Adjustable Arms	A56 Height and Width Adjustable Arms
1311	1525	1576	SW	20"	COV	48.5 lbs. w/Arms		
1307	1521	1572	SD	19"	COL	1.73 yds.	A60 Height Adjustable Arms - Black/Chrome	A61 Height and Width Adjustable Arms - Black/Chrome
1407	1621	1672	SH	16.5-20.5"		34.5 sq. ft.		
1278	1492	1543	W	27.5"	BW	21.5"	A52 Polished Aluminum Loop Arms with Urethane Cap	
1320	1534	1585	D	27.5"	BH	22"	ADDITIONAL OPTIONS	
1304	1518	1569	H	39-43"	WT	39.2 lbs. Armless		
1346	1560	1611	SW	20"	COV	47.5 lbs. w/Arms	BASE (Add \$100) B12 - Polished Aluminum	SOFT WHEEL CASTER & GLIDE (Set of 5 - Add \$30) W25 - Soft Wheel Caster W6 - 2 1/4" Glide
1342	1556	1607	SD	19"	COL	1.73 yds.		
			SH	16.5-20.5"		34.5 sq. ft.		
1303	1517	1568	W	27.5"	BW	21.5"		
1345	1559	1610	D	27.5"	BH	22"		
1329	1543	1594	H	39.5-43.5"	WT	40.3 lbs. Armless		
1371	1585	1636	SW	20"	COV	48.6 lbs. w/Arms		
1367	1581	1632	SD	19"	COL	1.73 yds.		
			SH	16.5-20.5"		34.5 sq. ft.		

[†]Dimensions shown above are for standard chairs only. Additional options will change dimensions.



SEAT SLIDERS
(Add \$79)
SS3 - Seat Slider for E2
SS4 - Seat Slider for E7

fino®

High Back SIN # 711-18

- Fino® offers timeless styling.
- Available in mid back and high back with four control and five arm options.
- Molded seat foam.
- Additional options include seat slider (on E2 and E7 controls only) and polished aluminum base.
- Rated up to 300 lbs. on mechanisms.



3310

Backed by Highmark's Lifetime warranty.

Price Range: \$1014 - \$1,773









Lead Time: Express Ten Day Turnaround

*Bold type indicates a Good, Better or Best chair.			VINYL GRADES							
MODEL	CONTROL	ARMS	A COV	B	C	D	E	F	G	J
High Back with Standard Seat										
3310 S2 Swivel Tilt										
	A55	Height Adjustable Arms	1014	1048	1082	1134	1198	1273	1337	1428
	A56	Height and Width Adjustable Arms	1056	1090	1124	1176	1240	1315	1379	1470
	A60	Height Adjustable Arms – Black/Chrome	1040	1074	1108	1160	1224	1299	1363	1454
	A61	Height and Width Adjustable Arms – Black/Chrome	1082	1116	1150	1202	1266	1341	1405	1496
	A52	Polished Aluminum Loop Arms with Urethane Cap	1078	1112	1146	1198	1262	1337	1401	1492
3310 E2 Simple Synchro Tilt										
	A55	Height Adjustable Arms	1076	1110	1144	1196	1260	1335	1399	1490
	A56	Height and Width Adjustable Arms	1118	1152	1186	1238	1302	1377	1441	1532
	A60	Height Adjustable Arms – Black/Chrome	1102	1136	1170	1222	1286	1361	1425	1516
	A61	Height and Width Adjustable Arms – Black/Chrome	1144	1178	1212	1264	1328	1403	1467	1558
	A52	Polished Aluminum Loop Arms with Urethane Cap	1140	1174	1208	1260	1324	1399	1463	1554
3310 E7 Advanced Synchro Tilt with Side Tension Knob										
	A55	Height Adjustable Arms	1111	1145	1179	1231	1295	1370	1434	1525
	A56	Height and Width Adjustable Arms	1153	1187	1221	1273	1337	1412	1476	1567
	A60	Height Adjustable Arms – Black/Chrome	1137	1171	1205	1257	1321	1396	1460	1551
	A61	Height and Width Adjustable Arms – Black/Chrome	1179	1213	1247	1299	1363	1438	1502	1593
	A52	Polished Aluminum Loop Arms with Urethane Cap	1175	1209	1243	1295	1359	1434	1498	1589
	A52	Polished Aluminum Loop Arms with Urethane Cap, Polished Aluminum Base: BEST	1275	1309	1343	1395	1459	1534	1598	1689
3310 K3 Knee Tilt										
	A55	Height Adjustable Arms	1136	1170	1204	1256	1320	1395	1459	1550
	A56	Height and Width Adjustable Arms	1178	1212	1246	1298	1362	1437	1501	1592
	A60	Height Adjustable Arms – Black/Chrome	1162	1196	1230	1282	1346	1421	1485	1576
	A61	Height and Width Adjustable Arms – Black/Chrome	1204	1238	1272	1324	1388	1463	1527	1618
	A52	Polished Aluminum Loop Arms with Urethane Cap	1200	1234	1268	1320	1384	1459	1523	1614

NOTE: Fino® is not available in fabric.

Add \$80 List for fully assembled chairs in carton.

See Page 154 - 162 for full descriptions of arms, options and chair controls.

LEATHER GRADES						HOW TO ORDER		
3 COL Helvetia Basic	5 Helvetia Hampton	6 Green Hides Vulcano	DIMENSIONS [†]			Model # and Control:	3310 E2	
1247	1461	1512	W	27.5"	BW	21.5"	Arm Option:	A56
1289	1503	1554	D	27.5"	BH	26"	Additional Options:	-
1273	1487	1538	H	42-46.75"	WT	38 lbs. Armless	Upholstery Option:	Helvetia Basic
1315	1529	1580	SW	20"	COV	46.5 lbs. w/Arms	3310 E2 A56 Helvetia Basic = \$1,351	
1311	1525	1576	SD	19"	COL	1.82 yds.	ARM OPTIONS	
			SH	15.75-19.75"		34.5 sq. ft.	 	
1309	1523	1574	W	27.5"	BW	21.5"	A55 Height Adjustable Arms	
1351	1565	1616	D	27.5"	BH	26"	A56 Height and Width Adjustable Arms	
1335	1549	1600	H	42.5-46.5"	WT	41 lbs. Armless	 	
1377	1591	1642	SW	20"	COV	49.5 lbs. w/Arms	A60 Height Adjustable Arms - Black/Chrome	
1373	1587	1638	SD	19"	COL	1.82 yds.	A61 Height and Width Adjustable Arms - Black/Chrome	
			SH	16.5-20.5"		34.5 sq. ft.		
1344	1558	1609	W	27.5"	BW	21.5"	A52 Polished Aluminum Loop Arms with Urethane Cap	
1386	1600	1651	D	27.5"	BH	26"	ADDITIONAL OPTIONS	
1370	1584	1635	H	42.5-46.5"	WT	40 lbs. Armless	 	
1412	1626	1677	SW	20"	COV	48.5 lbs. w/Arms	BASE (Add \$100) B12 - Polished Aluminum	
1408	1622	1673	SD	19"	COL	1.82 yds.	SOFT WHEEL CASTER & GLIDE (Set of 5 - Add \$30) W25 - Soft Wheel Caster W6 - 2 1/4" Glide	
1508	1722	1773	SH	16.5-20.5"		34.5 sq. ft.		
1369	1583	1634	W	27.5"	BW	21.5"	SEAT SLIDERS (Add \$79) SS3 - Seat Slider for E2 SS4 - Seat Slider for E7	
1411	1625	1676	D	27.5"	BH	26"		
1395	1609	1660	H	42.25-46.25"	WT	41 lbs. Armless		
1437	1651	1702	SW	20"	COV	49.6 lbs. w/Arms		
1433	1647	1698	SD	19"	COL	1.82 yds.		
			SH	16-20"		34.5 sq. ft.		

[†]Dimensions shown above are for standard chairs only. Additional options will change dimensions.

genus™

High Back with Tailored seat

- Choice of seven mesh back colors, eight elastomer back colors, fabric, vinyl or leather with unlimited upholstered seat options
- Available in black or white frame for an additional upcharge
- Molded seat foam
- Available with two control and three different arm options.
- Additional options include adjustable lumbar, head rest, polished aluminum base and seat slider
- Rated up to 300 lbs. on mechanisms



3615

Backed by Highmark's Lifetime warranty.

Price Range: \$566 - \$1,503

Lead Time: 48-Hour Speed Ship* or Express Ten Day Turnaround

			*Bold type indicates a Good, Better or Best chair. †Pitch, Platinum and Storm Mesh and Black Frame only.									
			FABRIC / VINYL GRADES									
MODEL	CONTROL	ARMS	A COM COV	B	C	D	E	F	G	J		
Mesh Back												
3615M	E8	Synchro Tilt with Side Tension Knob										
		N/A No Arms	566	594	623	656	696	743	793	830		
		A64 Height Adjustable Arms, Lumbar Support: GOOD *	667	695	724	757	797	844	894	931		
		A65 Height & Width Adjustable Arms w/ Lockable 3D Pads	718	746	775	808	848	895	945	982		
		A72 Polished Aluminum Cantilever Arms	766	794	823	856	896	943	993	1030		
3615M R3 Body Balance												
		N/A No Arms	606	634	663	696	736	783	833	870		
		A64 Height Adjustable Arms	717	745	774	807	847	894	944	981		
		A65 Height & Width Adjustable Arms w/ Lockable 3D Pads	768	796	825	858	898	945	995	1032		
		A72 Polished Aluminum Cantilever Arms	806	834	863	896	936	983	1033	1070		
Elastomer Back												
3615E E8 Synchro Tilt with Side Tension Knob												
		N/A No Arms	626	654	683	716	756	803	853	890		
		A64 Height Adjustable Arms	727	755	784	817	857	904	954	991		
		A65 Height & Width Adjustable Arms w/ Lockable 3D Pads	778	806	835	868	908	955	1005	1042		
		A72 Polished Aluminum Cantilever Arms	826	854	883	916	956	1003	1053	1090		
3615E R3 Body Balance												
		N/A No Arms	676	704	733	766	806	853	903	940		
		A64 Height Adjustable Arms	787	815	844	877	917	964	1014	1051		
		A65 Height & Width Adjustable Arms w/ Lockable 3D Pads: BETTER *	838	866	895	928	968	1015	1065	1102		
		A72 Polished Aluminum Cantilever Arms	876	904	933	966	1006	1053	1103	1140		
Upholstered Back												
3615 E8 Synchro Tilt with Side Tension Knob												
		N/A No Arms	626	659	703	753	814	885	945	1016		
		A64 Height Adjustable Arms	747	780	824	874	935	1006	1066	1137		
		A65 Height & Width Adjustable Arms w/ Lockable 3D Pads	798	831	875	925	986	1057	1117	1188		
		A72 Polished Aluminum Cantilever Arms	826	859	903	953	1014	1085	1145	1216		
3615 R3 Body Balance												
		N/A No Arms	686	719	763	813	874	945	1005	1076		
		A64 Height Adjustable Arms	797	830	874	924	985	1056	1116	1187		
		A65 Height & Width Adjustable Arms w/ Lockable 3D Pads	848	881	925	975	1036	1107	1167	1238		
		A65 Height & Width Adjustable Arms w/ Lockable 3D Pads, Lumbar Support, Polished Aluminum Base: BEST *	1008	1041	1085	1135	1196	1267	1327	1398		
		A72 Polished Aluminum Cantilever Arms	886	919	963	1013	1074	1145	1205	1276		

Frame Colors:

- Black (BF)
- White (WF)

Mesh Back Colors:

- Pitch (MPI)
- Storm (MST)
- Platinum (MPL)
- Snow (MSO)
- Scarlet (MSC)
- Oxford (MOX)
- Oasis (MOS)

Please view mesh back colors at:

www.highmarkergo.com/products/highmark-seating/body-balance/genus

Elastomer Back Colors:

- Pitch (EPI)
- Storm (EST)
- Platinum (EPL)
- Snow (ESO)
- Scarlet (ESC)
- Oxford (EOX)
- Oasis (EOS)
- Poppy (EPO)

NOTE: Although extremely durable, white surfaces are more susceptible to showing dirt and scuff marks. Regular cleaning with standard cleaning materials may be needed to maintain the desired white aesthetic.

Add \$80 List for fully assembled chairs in carton.



3701M

Genus side chair is the perfect companion to the Genus high Back chair or any other task chair. See Page 40 or 104.



See Page 154 - 162 for full descriptions of arms, options and chair controls.

LEATHER GRADES			DIMENSIONS [†]			
3 COL Helvetia Basic	5 Helvetia Hampton	6 Green Hides Vulcano				
748	858	925	W	27.5"	BW	19.25"
849	959	1026	D	27.5"	BH	23.25"
900	1010	1077	H	39.75-43.75"	WT	41.4 lbs. Armless
			SW	20.25"		45.7 lbs. w/Arms
948	1058	1125	SD	19"	COM/COV	.93 yds.
			SH	16.5-20.5"	COL	17.3 sq. ft.
788	898	965	W	27.5"	BW	19.25"
899	1009	1076	D	27.5"	BH	23.25"
950	1060	1127	H	39.25-43.25"	WT	43.7 lbs. Armless
			SW	20.25"		48 lbs. w/Arms
988	1098	1165	SD	19"	COM/COV	.93 yds.
			SH	16-20"	COL	17.3 sq. ft.
808	918	985	W	27.5"	BW	19.25"
909	1019	1086	D	27.5"	BH	23.25"
960	1070	1137	H	39.75-43.75"	WT	43.2 lbs. Armless
			SW	20.25"		47.5 lbs. w/Arms
1008	1118	1185	SD	19"	COM/COV	.93 yds.
			SH	16.5-20.5"	COL	17.3 sq. ft.
858	968	1035	W	27.5"	BW	19.25"
969	1079	1146	D	27.5"	BH	23.25"
1020	1130	1197	H	39.25-43.25"	WT	45.5 lbs. Armless
			SW	20.25"		49.8 lbs. w/Arms
1058	1168	1235	SD	19"	COM/COV	.93 yds.
			SH	16-20"	COL	17.3 sq. ft.
879	1055	1121	W	27.5"	BW	19.25"
1000	1176	1242	D	27.5"	BH	23.25"
1051	1227	1293	H	39.75-43.75"	WT	43.4 lbs. Armless
			SW	20.25"		47.7 lbs. w/Arms
1079	1255	1321	SD	19"	COM/COV	1.01 yds.
			SH	16.5-20.5"	COL	20 sq. ft.
939	1115	1181	W	27.5"	BW	19.25"
1050	1226	1292	D	27.5"	BH	23.25"
1101	1277	1343	H	39.25-43.25"	WT	45.7 lbs. Armless
			SW	20.25"		50 lbs. w/Arms
1261	1437	1503	SD	19"	COM/COV	1.01 yds.
			SH	16-20"	COL	20 sq. ft.
1139	1315	1381				

[†]Dimensions shown above are for standard chairs only. Additional options will change dimensions.

NOTE: Dye transfer is difficult to regulate with light colors and in some circumstances not preventable.

HOW TO ORDER

Model # and Control: 3615M E8
 Arm Option: A64
 Additional Options: -
 Upholstery Option: Insight Ebony

3610 E8 A64 Insight Ebony = \$667

ARM OPTIONS



A64
Height Adjustable Arms



A65
Height and Width Adjustable Arms with Lockable 3D Pads



A72
Polished Aluminum Cantilever Arms

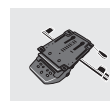
ADDITIONAL OPTIONS



BASE
(Add \$100)
B18 - Polished Aluminum



SOFT WHEEL CASTERS & GLIDES
(Set of 5 - Add \$30)
W25 - Soft Wheel Caster
W35 - Hollow Soft Wheel Caster
W6 - 2 1/4" Glide



SEAT SLIDER
(Add \$79)
SS6 - Seat Slider for R3
SS7 - Seat Slider for E8



LUMBAR SUPPORT
(Add \$60)
L6 - Black or white adjustable lumbar depending on frame color selection



WHITE FRAME
(Add \$80)
WF - Includes white base, arm extensions, seat pan and frame



HEAD REST
(Add \$98)
HRI - Adjustable Head Rest
COM/COV 0.28 yds.
COL 8.1 sq. ft.

gēnus™

High Back with Standard seat

- Choice of seven mesh back colors, eight elastomer back colors, fabric, vinyl or leather with unlimited upholstered seat options
- Available in black or white frame for an additional upcharge
- Molded seat foam
- Available with two control and three different arm options.
- Additional options include adjustable lumbar, head rest, polished aluminum base and seat slider
- Rated up to 300 lbs. on mechanisms



Backed by Highmark's Lifetime warranty.

Price Range: \$566 - \$1,343

Lead Time: 48-Hour Speed Ship* or Express Ten Day Turnaround

* Bold type indicates a Good, Better or Best chair. †Pitch, Platinum and Storm Mesh and Black Frame only.			FABRIC / VINYL GRADES							
MODEL	CONTROL	ARMS	A	B	C	D	E	F	G	J
			COM							
			COV							
Mesh Back										
3610M	E8	Synchro Tilt with Side Tension Knob								
		N/A No Arms	566	594	623	656	696	743	793	830
		A64 Height Adjustable Arms	667	695	724	757	797	844	894	931
		A67 Height & Width Adjustable Arms w/ Lockable 3D Pads	718	746	775	808	848	895	945	982
3610M	R3	Body Balance								
		N/A No Arms	606	634	663	696	736	783	833	870
		A64 Height Adjustable Arms	717	745	774	807	847	894	944	981
		A67 Height & Width Adjustable Arms w/ Lockable 3D Pads	768	796	825	858	898	945	995	1032
Elastomer Back										
3610E	E8	Synchro Tilt with Side Tension Knob								
		N/A No Arms	626	654	683	716	756	803	853	890
		A64 Height Adjustable Arms	727	755	784	817	857	904	954	991
		A67 Height & Width Adjustable Arms w/ Lockable 3D Pads	778	806	835	868	908	955	1005	1042
3610E	R3	Body Balance								
		N/A No Arms	676	704	733	766	806	853	903	940
		A64 Height Adjustable Arms	787	815	844	877	917	964	1014	1051
		A67 Height & Width Adjustable Arms w/ Lockable 3D Pads:	838	866	895	928	968	1015	1065	1102
Upholstered Back										
3610	E8	Synchro Tilt with Side Tension Knob								
		N/A No Arms	626	659	703	753	814	885	945	1016
		A64 Height Adjustable Arms	747	780	824	874	935	1006	1066	1137
		A67 Height & Width Adjustable Arms w/ Lockable 3D Pads	798	831	875	925	986	1057	1117	1188
3610	R3	Body Balance								
		N/A No Arms	686	719	763	813	874	945	1005	1076
		A64 Height Adjustable Arms	797	830	874	924	985	1056	1116	1187
		A67 Height & Width Adjustable Arms w/ Lockable 3D Pads	848	881	925	975	1036	1107	1167	1238

Frame Colors:

- Black (BF)
- White (WF)

Mesh Back Colors:

- Pitch (MPI)
- Storm (MST)
- Platinum (MPL)
- Snow (MSO)
- Scarlet (MSC)
- Oxford (MOX)
- Oasis (MOS)

Elastomer Back Colors:

- Pitch (EPI)
- Storm (EST)
- Platinum (EPL)
- Snow (ESO)
- Scarlet (ESC)
- Oxford (EOX)
- Oasis (EOS)
- Poppy (EPO)

NOTE: Although extremely durable, white surfaces are more susceptible to showing dirt and scuff marks. Regular cleaning with standard cleaning materials may be needed to maintain the desired white aesthetic.

Please view mesh back colors at:

www.highmarkergo.com/products/highmark-seating/body-balance/genus

Add \$80 List for fully assembled chairs in carton.



3701M

Genus side chair is the perfect companion to the Genus high back chair or any other task chair. See Page 40 or 104.



See Page 154 - 162 for full descriptions of arms, options and chair controls.

LEATHER GRADES			DIMENSIONS [†]			
3 COL Helvetia Basic	5 Helvetia Hampton	6 Green Hides Vulcano				
748	858	925	W	27.5"	BW	19.25"
849	959	1026	D	27.5"	BH	23.25"
900	1010	1077	H	39.75-43.75"	WT	43.4 lbs. Armless
			SW	21"		47.7 lbs. w/Arms
			SD	20"	COM/COV	.93 yds.
			SH	16.5-20.5"	COL	17.3 sq. ft.
788	898	965	W	27.5"	BW	19.25"
899	1009	1076	D	27.5"	BH	23.25"
950	1060	1127	H	39.25-43.25"	WT	45.7 lbs. Armless
			SW	21"		50 lbs. w/Arms
			SD	20"	COM/COV	.93 yds.
			SH	16-20"	COL	17.3 sq. ft.
808	918	985	W	27.5"	BW	19.25"
909	1019	1086	D	27.5"	BH	23.25"
960	1070	1137	H	39.75-43.75"	WT	45.2 lbs. Armless
			SW	21"		49.5 lbs. w/Arms
			SD	20"	COM/COV	.93 yds.
			SH	16.5-20.5"	COL	17.3 sq. ft.
858	968	1035	W	27.5"	BW	19.25"
969	1079	1146	D	27.5"	BH	23.25"
1020	1130	1197	H	39.25-43.25"	WT	45.7 lbs. Armless
			SW	21"		50 lbs. w/Arms
			SD	20"	COM/COV	.93 yds.
			SH	16-20"	COL	17.3 sq. ft.
879	1055	1121	W	27.5"	BW	19.25"
1000	1176	1242	D	27.5"	BH	23.25"
1051	1227	1293	H	39.75-43.75"	WT	45.4 lbs. Armless
			SW	21"		49.7 lbs. w/Arms
			SD	20"	COM/COV	1.01 yds.
			SH	16.5-20.5"	COL	20 sq. ft.
939	1115	1181	W	27.5"	BW	19.25"
1050	1226	1292	D	27.5"	BH	23.25"
1101	1277	1343	H	39.25-43.25"	WT	47.7 lbs. Armless
			SW	21"		52 lbs. w/Arms
			SD	20"	COM/COV	1.01 yds.
			SH	16-20"	COL	20 sq. ft.

[†]Dimensions shown above are for standard chairs only. Additional options will change dimensions.

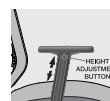
NOTE: Dye transfer is difficult to regulate with light colors and in some circumstances not preventable.

HOW TO ORDER

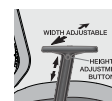
Model # and Control: 3610M E8
 Arm Option: A64
 Additional Options: -
 Upholstery Option: Insight Ebony

3610M E8 A64 Insight Ebony = \$667

ARM OPTIONS



A64
Height Adjustable Arms



A67
Height and Width Adjustable Arms with Lockable 3D Pads

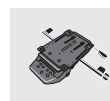
ADDITIONAL OPTIONS



BASE
(Add \$100)
B18 - Polished Aluminum



SOFT WHEEL CASTERS & GLIDES
(Set of 5 - Add \$30)
W25 - Soft Wheel Caster
W35 - Hollow Soft Wheel Caster
W6 - 2 1/4" Glide



SEAT SLIDER
(Add \$79)
SS6 - Seat Slider for R3
SS7 - Seat Slider for E8



LUMBAR SUPPORT
(Add \$60)
L6 - Black or white adjustable lumbar depending on frame color selection



WHITE FRAME
(Add \$80)
WF - Includes white base, arm extensions, seat pan and frame



HEAD REST
(Add \$98)
HRI - Adjustable Head Rest
COM/COV .28 yds.
COL 8.1 sq. ft.

gēnus™

Guest SIN # 711-19

- Genus side transcends into task, side and stool versions.
- Wall saver frame in silver or black.
- Offered in seven different mesh colors
- Molded seat foam.
- Available in a mesh or upholstered back, with or without arms and with glides or casters.
- Stacks four high on the floor
- Rated up to 300 lbs. with glides or casters.



Backed by Highmark's Lifetime warranty.

Price Range: \$375 - \$1,001

Lead Time: 48-Hour Speed Ship* or Express Ten Day Turnaround

*** Bold type indicates a Good, Better or Best chair. *Pitch, Platinum and Storm Mesh and Black Frame only.** SEAT FABRIC / VINYL GRADES

MODEL	FRAME COLOR	ARMS	GLIDES OR CASTERS	A COM COV	B	C	D	E	F	G	J
Mesh Back				UPHOLSTERED SEAT – MESH BACK							
3701M											
	BF or SF	N/A	W39 (Glide): GOOD*	375	403	432	465	505	552	602	639
	BF or SF	A9	W39 (Glide): BETTER*	425	453	482	515	555	602	652	689
	BF or SF	N/A	W40 (Caster)	416	444	473	506	546	593	643	680
	BF or SF	A9	W40 (Caster)	466	494	523	556	596	643	693	730
Upholstered Back				UPHOLSTERED SEAT AND BACK							
3701											
	BF or SF	N/A	W39 (Glide)	415	448	492	542	603	674	734	805
	BF or SF	A9	W39 (Glide)	465	498	542	592	653	724	784	855
	BF or SF	N/A	W40 (Caster)	456	489	533	583	644	715	775	846
	BF or SF	A9	W40 (Caster): BEST*	506	539	583	633	694	765	825	896

SHIPPING NOTES: Chairs are packed three (3) to a carton. Order quantities not divisible by three (3) are subject to a carton breakage charge of \$30.00 list per order, per chair model upcharge.

Frame Colors:

- Black (BF)
- Silver (SF)

Mesh Back Colors:

- Pitch (MPI)
- Storm (MST)
- Platinum (MPL)
- Snow (MSO)
- Scarlet (MSC)
- Oxford (MOX)
- Oasis (MOS)

NOTE: Stacks four on the floor. Stacking side chairs with the caster option is not recommended.



Please view mesh back colors at: www.highmarkergo.com/products/highmark-seating/body-balance/genus



Genus high back chair is the perfect companion to the Genus side chair or any other task chair. See Page 36.

3615

See Page 154 - 162 for full descriptions of arms, options and chair controls.

LEATHER GRADES			DIMENSIONS†			HOW TO ORDER	
3 COL Helvetia Basic	5 Helvetia Hampton	6 Green Hides Vulcano					
557	667	734	W	20.25 Armless 23.5 w/Arms	BW	19.75" 13.25"	Model # and Control: 3701M
			D	24"	BH	58.4 lbs. Armless	Frame Color: BF
			H	33"	WT	62 lbs. w/Arms	Mesh Color: MPI
			SW	19.25"		(3 Chairs)	Arm Option: A9
			SD	18"	COM/COV	.90 yds.	Caster: W39
607	717	784	SH	17.5"	COL	17.3 sq. ft.	Additional Options: -
							Upholstery Option: Insight Ebony
							3701M BF MPI A9 W39 Insight Ebony = \$425
598	708	775					ARM OPTIONS
							
							A9 Fixed Arms (Black only)
648	758	825					ADDITIONAL OPTIONS
							
							CASTERS (Set of 4 - Add \$30) W42 - Hard Wheel Caster with Safety Brake W43 - Soft Wheel Caster with Safety Brake W41 - Soft Wheel Caster
668	844	910	W	20.25 Armless 23.5 w/Arms	BW	19.75" 13.25"	
			D	24"	WT	59.9 lbs. Armless	
			H	33"		63.5 lbs. w/Arms	
			SW	19.25"		(3 chairs)	
			SD	17"	COM/COV	.90 yds.	
718	894	960	SH	17.5"	COL	28.8 sq. ft.	
709	885	951					
759	935	1001					

†Dimensions shown above are for standard chairs only. Additional options will change dimensions.

genus™

Task SIN # 711-18

- Genus side transcends into task, side and stool versions.
- Offered in a black or silver frame color.
- Offered in seven different mesh colors .
- Molded seat foam.
- Available in a mesh or upholstered back, with or without arms and glides or casters.
- Rated up to 300 lbs. with glides or casters.



Backed by Highmark's Lifetime warranty.
 Price Range: \$500 - \$989
 Lead Time: Express Ten Day Turnaround

* Bold type indicates a Good, Better or Best chair.

MODEL	CONTROL	FRAME COLOR	ARMS	CASTERS	FABRIC / VINYL GRADES							
					A COM COV	B	C	D	E	F	G	J
Mesh Back												
3703M												
UPHOLSTERED SEAT AND BACK												
	T4 Basic Task	BF or SF	N/A	W24	500	528	557	590	630	677	727	764
	T4 Basic Task	BF or SF	A9	W24	550	578	607	640	680	727	777	814
	S1 Swivel Tilt	BF or SF	N/A	W24	530	558	587	620	660	707	757	794
	S1 Swivel Tilt	BF or SF	A9	W24	580	608	637	670	710	757	807	844
	S5 Swivel Tilt	BF or SF	N/A	W24	580	608	637	670	710	757	807	844
	S5 Swivel Tilt	BF or SF	A9	W24	630	658	687	720	760	807	857	894

- Frame Colors:**
- Black (BF)
 - Silver (SF)

- Mesh Back Colors:**
- Pitch (MPI)
 - Storm (MST)
 - Platinum (MPL)
 - Snow (MSO)
 - Scarlet (MSC)
 - Oxford (MOX)
 - Oasis (MOS)

Please view mesh back colors at: www.highmarkergo.com/products/highmark-seating/body-balance/genus




Add \$80 list for fully assembled chairs in carton



3701M

Genus side chair is the perfect companion to the Genus high back chair or any other task chair. See Page 40 or 104.

See Page 154 - 162 for full descriptions of arms, options and chair controls.

LEATHER GRADES			DIMENSIONS [†]						HOW TO ORDER			
3 COL Helvetia Basic	5 Helvetia Hampton	6 Green Hides Vulcano							Model # and Control:	3703M T4		
682	792	859	W	27.5"	BW	19.75"	D	27.5"	BH	13.25"	Frame Color:	BF
			H	31.25-36.25"	WT	31.8 lbs. Armless	SW	19.25"		33 lbs. w/Arms	Mesh Color:	MPI
			SD	18"	COM/COV	0.90 yds.	SH	15.25-20.25"	COL	17.3 sq. ft.	Arm Option:	A9
732	842	909									Caster:	W24
											Additional Options:	-
											Upholstery Option:	Insight Ebony
											3703M T4 BF MPI A9 W24	
											Insight Ebony = \$550	
712	822	889	W	27.5"	BW	19.75"	D	27.5"	BH	13.25"	ARM OPTIONS	
			H	31.5-36.25"	WT	33.8 lbs. Armless	SW	19.25"		35 lbs. w/Arms		
			SD	18"	COM/COV	0.90 yds.	SH	15.5-20.5"	COL	17.3 sq. ft.	A9 Fixed Arms (Black only)	
762	872	939									ADDITIONAL OPTIONS	
												
											BASE (Add \$100) B18 - Polished Aluminum	SOFT WHEEL CASTER & GLIDE (Set of 5 - Add \$30) W25 - Soft Wheel Caster W35 - Hollow Soft Wheel Caster W6 - 2 1/4" Glide
762	872	939	W	27.5"	BW	19.75"	D	27.5"	BH	13.25"		
			H	32-37"	WT	33.6 lbs. Armless	SW	19.25"		34.8 lbs. w/Arms		
			SD	18"	COM/COV	0.90 yds.	SH	15.75-20.75"	COL	17.3 sq. ft.		
812	922	989										






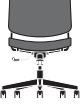






[†]Dimensions shown above are for standard chairs only. Additional options will change dimensions.

genus™

Task SIN # 711-18

- Genus side transcends into task, side and stool versions.
- Offered in a silver or black frame color.
- Offered in seven different mesh colors
- Molded seat foam.
- Available in a mesh or upholstered back, with or without arms and glides or casters.
- Rated up to 300 lbs. with glides or casters.




Backed by Highmark's Lifetime warranty.
 Price Range: \$540 - \$1,165
 Lead Time: Express Ten Day Turnaround

* Bold type indicates a Good, Better or Best chair.					FABRIC / VINYL GRADES									
MODEL	CONTROL	FRAME COLOR	ARMS	CASTERS	A COM COV	B	C	D	E	F	G	J		
Upholstered Back														
3703					UPHOLSTERED SEAT AND BACK									
		T4 Basic Task	BF or SF	N/A	W24	540	573	617	667	728	799	859	930	
		T4 Basic Task	BF or SF	A9	W24	590	623	667	717	778	849	909	980	
		S1 Swivel Tilt	BF or SF	N/A	W24	570	603	647	697	758	829	889	960	
		S1 Swivel Tilt	BF or SF	A9	W24	620	653	697	747	808	879	939	1010	
		S5 Swivel Tilt	BF or SF	N/A	W24	620	653	697	747	808	879	939	1010	
		S5 Swivel Tilt	BF or SF	A9	W24	670	703	747	797	858	929	989	1060	

Frame Colors:
 • Black (BF) • Silver (SF)

Add \$80 list for fully assembled chairs in carton

See Page 154 - 162 for full descriptions of arms, options and chair controls.

LEATHER GRADES			DIMENSIONS [†]				HOW TO ORDER		
3 COL Helvetia Basic	5 Helvetia Hampton	6 Green Hides Vulcano					Model # and Control:	3703 T4	
793	969	1035	W	27.5"	BW	19.75"	Frame Color:	BF	
			D	27.5"	BH	13.25"	Mesh Color:	MPI	
			H	31.25-36.25"	WT	32.3 lbs. Armless	Arm Option:	A9	
			SW	19.25"		33.5 lbs. w/Arms	Caster:	W24	
			SD	17"	COM/COV	0.90 yds.	Additional Options:	-	
			SH	15.25-20.25"	COL	28.8 sq. ft.	Upholstery Option:	Insight Ebony	
843	1019	1085							3703 T4 BF MPI A9 W24 Insight Ebony = \$590
823	999	1065	W	27.5"	BW	19.75"	ARM OPTIONS		
			D	27.5"	BH	13.25"			
			H	31.5-36.5"	WT	34.3 lbs. Armless	A9 Fixed Arms (Black only)		
			SW	19.25"		35.5 lbs. w/Arms			
			SD	17"	COM/COV	0.90 yds.			
			SH	15.5-20.5"	COL	28.8 sq. ft.			
873	1049	1115							ADDITIONAL OPTIONS
873	1049	1115	W	27.5"	BW	19.75"			
			D	27.5"	BH	13.25"	BASE (Add \$100)		
			H	32-37"	WT	34.1 lbs. Armless	B18 - Polished Aluminum		
			SW	19.25"		35.3 lbs. w/Arms			
			SD	17"	COM/COV	0.90 yds.	SOFT WHEEL CASTER & GLIDE (Set of 5 - Add \$30)		
			SH	15.75-20.75"	COL	28.8 sq. ft.	W25 - Soft Wheel Caster		
923	1099	1165							W35 - Hollow Soft Wheel Caster
									W6 - 2 1/4" Glide










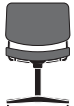



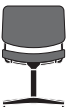


[†]Dimensions shown above are for standard chairs only. Additional options will change dimensions.

genus™

Conference Task SIN # 711-18

- Genus side transcends into task, side and stool versions.
- Offered in a silver or black frame color.
- Offered in seven different mesh colors.
- Molded seat foam.
- Available in a mesh or upholstered back, with or without arms and glides or casters.
- Rated up to 300 lbs. with glides or casters.

Backed by Highmark's Lifetime warranty.
 Price Range: \$600 - \$1,265
 Lead Time: Express Ten Day Turnaround

* Bold type indicates a Good, Better or Best chair.						SEAT FABRIC / VINYL GRADES							
MODEL	CONTROL	FRAME COLOR	ARMS	GLIDES	A COM COV	B	C	D	E	F	G	J	
Mesh Back						UPHOLSTERED SEAT – MESH BACK							
3705M													
		T4 Basic Task	BF or SF	N/A	W44	600	628	657	690	730	777	827	864
		T4 Basic Task	BF or SF	A9	W44	650	678	707	740	780	827	877	914
		S6 Basic Swivel	BF or SF	N/A	W44	680	708	737	770	810	857	907	944
		S6 Basic Swivel	BF or SF	A9	W44	730	758	787	820	860	907	957	994
Upholstered Back						UPHOLSTERED SEAT AND BACK							
3705													
		T4 Basic Task	BF or SF	N/A	W44	640	673	717	767	828	899	959	1030
		T4 Basic Task	BF or SF	A9	W44	690	723	767	817	878	949	1009	1080
		S6 Basic Swivel	BF or SF	N/A	W44	720	753	797	847	908	979	1039	1110
		S6 Basic Swivel	BF or SF	A9	W44	770	803	847	897	958	1029	1089	1160

Frame Colors:

- Black (BF)
- Silver (SF)

Mesh Back Colors:


- Pitch (MPI)
- Storm (MST)
- Platinum (MPL)
- Snow (MSO)
- Scarlet (MSC)
- Oxford (MOX)
- Oasis (MOS)

Please view mesh back colors at: www.highmarkergo.com/products/highmark-seating/body-balance/genus

NOTE: There is no height adjustment on the 3705M, 3705

Add \$80 list for fully assembled chairs in carton

See Page 154 - 162 for full descriptions of arms, options and chair controls.

LEATHER GRADES			DIMENSIONS [†]				HOW TO ORDER		
3 COL Helvetia Basic	5 Helvetia Hampton	6 Green Hides Vulcano					Model # and Control:	3705 T4	
782	892	959	W	29.25"	BW	19.75"	Frame Color:	BF	
			D	29.25"	BH	13.25"	Mesh Color:	MPI	
			H	33"	WT	32 lbs. Armless	Arm Option:	A9	
			SW	19.25"		33.2 lbs. w/Arms	Glide:	W44	
			SD	18"	COM/COV	0.90 yds.	Additional Options:	-	
			SH	18"	COL	17.3 sq. ft.	Upholstery Option:	Insight Ebony	
832	942	1009							3705 T4 BF MPI A9 W44 Insight Ebony = \$690
862	972	1039	W	29.25"	BW	19.75"	ARM OPTIONS		
			D	29.25"	BH	13.25"			
			H	34"	WT	33.4 lbs. Armless	A9		
			SW	19.25"		34.6 lbs. w/Arms	Fixed Arms		
			SD	18"	COM/COV	0.90 yds.	(Black only)		
			SH	18.25"	COL	17.3 sq. ft.			
912	1022	1089							
893	1069	1135	W	29.25"	BW	19.75"			
			D	29.25"	BH	13.25"			
			H	33"	WT	32.5 lbs. Armless			
			SW	19.25"		33.7 lbs. w/Arms			
			SD	17"	COM/COV	0.90 yds.			
			SH	18"	COL	28.8 sq. ft.			
943	1119	1185							
973	1149	1215	W	29.25"	BW	19.75"			
			D	29.25"	BH	13.25"			
			H	34"	WT	33.9 lbs. Armless			
			SW	19.25"		35.1 lbs. w/Arms			
			SD	17"	COM/COV	0.90 yds.			
			SH	18.25"	COL	28.8 sq. ft.			
1023	1199	1265							

[†]Dimensions shown above are for standard chairs only. Additional options will change dimensions.

hb™ with Mesh Back

Mid Back with Small Seat SIN # 711-18

- Choice of six 3D knit or mesh back colors, fabric, leather or vinyl with unlimited upholstered seat options.
- Available in mid back and high back with two seat and nine arm options.
- Molded seat foam.
- Additional options include seat slider (on E1, E7 and R3 controls only) and polished aluminum base.
- Rated up to 300 lbs. on mechanisms.



Backed by Highmark's Lifetime warranty.

Price Range: \$610 - \$1,141

Lead Time: 48-Hour Speed Ship or Express Ten Day Turnaround

*Bold type indicates a Good, Better or Best chair.			SEAT FABRIC / VINYL GRADES							
MODEL	CONTROL	ARMS	A COM COV	B	C	D	E	F	G	J
7106M S2 Swivel Tilt										
		N/A No Arms	610	627	644	674	703	737	767	806
		A40 Fixed "T" Arms	701	718	735	765	794	828	858	897
		A55 Height Adjustable Arms: GOOD, Task*	715	732	749	779	808	842	872	911
		A56 Height and Width Adjustable Arms	748	765	782	812	841	875	905	944
		A23 Height & Width Adj. Arms w/ Sliding & Lockable Pivot Pads	760	777	794	824	853	887	917	956
		A60 Height Adjustable Arms – Black/Chrome	741	758	775	805	834	868	898	937
		A61 Height and Width Adjustable Arms – Black/Chrome	773	790	807	837	866	900	930	969
		A57 Polished Aluminum Loop Arms w/ Urethane Cap	760	777	794	824	853	887	917	956
		A58 Fixed Loop Arms	716	733	750	780	809	843	873	912
		A59 Polished Aluminum Loop Arms w/ Insert Pad	783	800	817	847	876	910	940	979
7106M E1 Basic Synchro Tilt										
		N/A No Arms	639	656	673	703	732	766	796	835
		A40 Fixed "T" Arms	730	747	764	794	823	857	887	926
		A55 Height Adjustable Arms	744	761	778	808	837	871	901	940
		A56 Height and Width Adjustable Arms	777	794	811	841	870	904	934	973
		A23 Height & Width Adj. Arms w/ Sliding & Lockable Pivot Pads	789	806	823	853	882	916	946	985
		A60 Height Adjustable Arms – Black/Chrome	770	787	804	834	863	897	927	966
		A61 Height and Width Adjustable Arms – Black/Chrome	802	819	836	866	895	929	959	998
		A57 Polished Aluminum Loop Arms w/ Urethane Cap	789	806	823	853	882	916	946	985
		A58 Fixed Loop Arms	745	762	779	809	838	872	902	941
		A59 Polished Aluminum Loop Arms w/ Insert Pad	812	829	846	876	905	939	969	1008
7106M K3 Knee Tilt										
		N/A No Arms	670	687	704	734	763	797	827	866
		A40 Fixed "T" Arms	761	778	795	825	854	888	918	957
		A55 Height Adjustable Arms	775	792	809	839	868	902	932	971
		A56 Height and Width Adjustable Arms	808	825	842	872	901	935	965	1004
		A23 Height & Width Adj. Arms w/ Sliding & Lockable Pivot Pads	820	837	854	884	913	947	977	1016
		A60 Height Adjustable Arms – Black/Chrome	801	818	835	865	894	928	958	997
		A61 Height and Width Adjustable Arms – Black/Chrome	833	850	867	897	926	960	990	1029
		A57 Polished Aluminum Loop Arms w/ Urethane Cap	820	837	854	884	913	947	977	1016
		A58 Fixed Loop Arms	776	793	810	840	869	903	933	972
		A59 Polished Aluminum Loop Arms w/ Insert Pad	843	860	877	907	936	970	1000	1039
7106M R3 Body Balance										
		N/A No Arms	701	718	735	765	794	828	858	897
		A40 Fixed "T" Arms	792	809	826	856	885	919	949	988
		A55 Height Adjustable Arms	806	823	840	870	899	933	963	1002
		A56 Height and Width Adjustable Arms	839	856	873	903	932	966	996	1035
		A23 Height & Width Adj. Arms w/ Sliding & Lockable Pivot Pads	851	868	885	915	944	978	1008	1047
		A60 Height Adjustable Arms – Black/Chrome	832	849	866	896	925	959	989	1028
		A61 Height and Width Adjustable Arms – Black/Chrome	864	881	898	928	957	991	1021	1060
		A57 Polished Aluminum Loop Arms w/ Urethane Cap	851	868	885	915	944	978	1008	1047
		A58 Fixed Loop Arms	807	824	841	871	900	934	964	1003
		A59 Polished Aluminum Loop Arms w/ Insert Pad	874	891	908	938	967	1001	1031	1070
7106M E7 Advanced Synchro Tilt with Side Tension Knob										
		N/A No Arms	701	718	735	765	794	828	858	897
		A40 Fixed "T" Arms	792	809	826	856	885	919	949	988
		A55 Height Adjustable Arms	806	823	840	870	899	933	963	1002
		A56 Height and Width Adjustable Arms	839	856	873	903	932	966	996	1035
		A23 Height & Width Adj. Arms w/ Sliding & Lockable Pivot Pads	851	868	885	915	944	978	1008	1047
		A60 Height Adjustable Arms – Black/Chrome	832	849	866	896	925	959	989	1028
		A61 Height and Width Adjustable Arms – Black/Chrome	864	881	898	928	957	991	1021	1060
		A57 Polished Aluminum Loop Arms w/ Urethane Cap	851	868	885	915	944	978	1008	1047
		A58 Fixed Loop Arms	807	824	841	871	900	934	964	1003
		A59 Polished Aluminum Loop Arms w/ Insert Pad	874	891	908	938	967	1001	1031	1070

Mesh Back Colors:

- Black (MBK)
- Tan (MTN)
- Green (MGR)
- White (MWH)
- Orange (MOR)
- Charcoal (MCC)

Please view mesh back colors at: www.highmarkergo.com/products/highmark-seating/body-balance/hb

Add \$80 List for fully assembled chairs in carton.



HB™ guest chair with mesh back is the perfect companion to the HB™ or any conference or task chair.
See Page 66 or 114.



See Page 154 - 162 for full descriptions of arms, options and chair controls.

LEATHER GRADES			DIMENSIONS†			
3 COL Helvetia Basic	5 Helvetia Hampton	6 Green Hides Vulcano				
767	847	877	W	28.25"	BW	19"
858	938	968	D	28.25"	BH	21"
872	952	982	H	37-42"	WT	32.6 lbs. Armless
905	985	1015	SW	19.75"		40.8 lbs. w/Arms
917	997	1027	SD	18"	COM/COV	0.93 yds.
898	978	1008	SH	16-21"	COL	11.5 sq. ft.
930	1010	1040				
917	997	1027				
873	953	983				
940	1020	1050				
796	876	906	W	28.25"	BW	19"
887	967	997	D	28.25"	BH	21"
901	981	1011	H	38.5-43.75"	WT	34.5 lbs. Armless
934	1014	1044	SW	19.75"		42.7 lbs. w/Arms
946	1026	1056	SD	18"	COM/COV	0.93 yds.
927	1007	1037	SH	17-22"	COL	11.5 sq. ft.
959	1039	1069				
946	1026	1056				
902	982	1012				
969	1049	1079				
827	907	937	W	28.25"	BW	19"
918	998	1028	D	28.25"	BH	21"
932	1012	1042	H	37.5-42.5"	WT	34.8 lbs. Armless
965	1045	1075	SW	19.75"		43 lbs. w/Arms
977	1057	1087	SD	18"	COM/COV	0.93 yds.
958	1038	1068	SH	17-22"	COL	11.5 sq. ft.
990	1070	1100				
977	1057	1087				
933	1013	1043				
1000	1080	1110				
858	938	968	W	28.25"	BW	19"
949	1029	1059	D	28.25"	BH	21"
963	1043	1073	H	37.5-41.5"	WT	36.4 lbs. Armless
996	1076	1106	SW	19.75"		44.6 lbs. w/Arms
1008	1088	1118	SD	18"	COM/COV	0.93 yds.
989	1069	1099	SH	16.5-20.5"	COL	11.5 sq. ft.
1021	1101	1131				
1008	1088	1118				
964	1044	1074				
1031	1111	1141				
858	938	968	W	28.25"	BW	19"
949	1029	1059	D	28.25"	BH	21"
963	1043	1073	H	38.5-43.5"	WT	35.8 lbs. Armless
996	1076	1106	SW	19.75"		44 lbs. w/Arms
1008	1088	1118	SD	18"	COM/COV	0.93 yds.
989	1069	1099	SH	17-22"	COL	11.5 sq. ft.
1021	1101	1131				
1008	1088	1118				
964	1044	1074				
1031	1111	1141				

†Dimensions shown above are for standard chairs only. Additional options will change dimensions.

HOW TO ORDER

Model # and Control: 7106M S2
 Mesh Back Color: MBK
 Arm Option: A55
 Additional Options: -
 Seat Upholstery Option: Insight Ebony

7106M S2 MBK A55 Insight Ebony = \$715

ARM OPTIONS



A40
Fixed "T" Arms



A55
Height Adjustable Arms



A56
Height and Width Adjustable Arms



A23
Height and Width Adjustable Arms with Sliding and Lockable Pivot Pads



A60
Height Adjustable Arms - Black/Chrome



A61
Height and Width Adjustable Arms - Black/Chrome



A57
Polished Aluminum Loop Arms with Urethane Cap



A58
Fixed Loop Arms



A59
Polished Aluminum Loop Arms with Insert Pad

ADDITIONAL OPTIONS



BASE CASTER & GLIDE
(Add \$100)
B12 - Polished Aluminum



SOFT WHEEL CASTER & GLIDE
(Set of 5 - Add \$30)
W25 - Soft Wheel Caster
W6 - 2 1/4" Glide



SEAT SLIDERS
(Add \$79)
S53 - Seat Slider for E1
S54 - Seat Slider for E7
S56 - Seat Slider for R3



UPHOLSTERED ARM PAD
(Add \$45)
UH - Upholstered Arm Pad for A23, A40, A55, A56, A60 and A61

hb™ with Mesh Back

Mid Back SIN # 711-18

- Choice of six 3D knit or mesh back colors, fabric, leather or vinyl with unlimited upholstered seat options.
- Available in mid back and high back with two seat and nine arm options.
- Molded seat foam.
- Additional options include seat slider (on E1, E7 and R3 controls only) and polished aluminum base.
- Rated up to 300 lbs. on mechanisms.



Backed by Highmark's Lifetime warranty.

Price Range: \$652 - \$1,206

Lead Time: 48-Hour Speed Ship or Express Ten Day Turnaround

*Bold type indicates a Good, Better or Best chair.			SEAT FABRIC / VINYL GRADES							
MODEL	CONTROL	ARMS	A COM COV	B	C	D	E	F	G	J
7107M S2 Swivel Tilt										
		N/A No Arms	652	675	697	734	773	819	864	886
		A40 Fixed "T" Arms	747	770	792	829	868	914	959	981
		A55 Height Adjustable Arms	762	785	807	844	883	929	974	996
		A56 Height and Width Adjustable Arms	796	819	841	878	917	963	1008	1030
		A23 Height & Width Adj. Arms w/ Sliding & Lockable Pivot Pads	808	831	853	890	929	975	1020	1042
		A60 Height Adjustable Arms – Black/Chrome	788	811	833	870	909	955	1000	1022
		A61 Height and Width Adjustable Arms – Black/Chrome	822	845	867	904	943	989	1034	1056
		A57 Polished Aluminum Loop Arms w/ Urethane Cap	808	831	853	890	929	975	1020	1042
		A58 Fixed Loop Arms	763	786	808	845	884	930	975	997
		A59 Polished Aluminum Loop Arms w/ Insert Pad	832	855	877	914	953	999	1044	1066
7107M E1 Basic Synchro Tilt										
		N/A No Arms	685	708	730	767	806	852	897	919
		A40 Fixed "T" Arms	780	803	825	862	901	947	992	1014
		A55 Height Adjustable Arms	795	818	840	877	916	962	1007	1029
		A56 Height and Width Adjustable Arms	829	852	874	911	950	996	1041	1063
		A23 Height & Width Adj. Arms w/ Sliding & Lockable Pivot Pads	841	864	886	923	962	1008	1053	1075
		A60 Height Adjustable Arms – Black/Chrome	821	844	866	903	942	988	1033	1055
		A61 Height and Width Adjustable Arms – Black/Chrome	855	878	900	937	976	1022	1067	1089
		A57 Polished Aluminum Loop Arms w/ Urethane Cap	841	864	886	923	962	1008	1053	1075
		A58 Fixed Loop Arms	796	819	841	878	917	963	1008	1030
		A59 Polished Aluminum Loop Arms w/ Insert Pad	865	888	910	947	986	1032	1077	1099
7107M K3 Knee Tilt										
		N/A No Arms	715	738	760	797	836	882	927	949
		A40 Fixed "T" Arms	810	833	855	892	931	977	1022	1044
		A55 Height Adjustable Arms	825	848	870	907	946	992	1037	1059
		A56 Height and Width Adjustable Arms	859	882	904	941	980	1026	1071	1093
		A23 Height & Width Adj. Arms w/ Sliding & Lockable Pivot Pads	871	894	916	953	992	1038	1083	1105
		A60 Height Adjustable Arms – Black/Chrome	851	874	896	933	972	1018	1063	1085
		A61 Height and Width Adjustable Arms – Black/Chrome	885	908	930	967	1006	1052	1097	1119
		A57 Polished Aluminum Loop Arms w/ Urethane Cap	871	894	916	953	992	1038	1083	1105
		A58 Fixed Loop Arms	826	849	871	908	947	993	1038	1060
		A59 Polished Aluminum Loop Arms w/ Insert Pad	895	918	940	977	1016	1062	1107	1129
7107M R3 Body Balance										
		N/A No Arms	748	771	793	830	869	915	960	982
		A40 Fixed "T" Arms	843	866	888	925	964	1010	1055	1077
		A55 Height Adjustable Arms	858	881	903	940	979	1025	1070	1092
		A56 Height and Width Adjustable Arms	892	915	937	974	1013	1059	1104	1126
		A23 Height & Width Adj. Arms w/ Sliding & Lockable Pivot Pads	904	927	949	986	1025	1071	1116	1138
		A60 Height Adjustable Arms – Black/Chrome	884	907	929	966	1005	1051	1096	1118
		A61 Height and Width Adjustable Arms – Black/Chrome	918	941	963	1000	1039	1085	1130	1152
		A57 Polished Aluminum Loop Arms w/ Urethane Cap	904	927	949	986	1025	1071	1116	1138
		A58 Fixed Loop Arms	859	882	904	941	980	1026	1071	1093
		A59 Polished Aluminum Loop Arms w/ Insert Pad	928	951	973	1010	1049	1095	1140	1162
7107M E7 Advanced Synchro Tilt with Side Tension Knob										
		N/A No Arms	748	771	793	830	869	915	960	982
		A40 Fixed "T" Arms	843	866	888	925	964	1010	1055	1077
		A55 Height Adjustable Arms	858	881	903	940	979	1025	1070	1092
		A56 Height and Width Adjustable Arms	892	915	937	974	1013	1059	1104	1126
		A23 Height & Width Adj. Arms w/ Sliding & Lockable Pivot Pads	904	927	949	986	1025	1071	1116	1138
		A60 Height Adjustable Arms – Black/Chrome	884	907	929	966	1005	1051	1096	1118
		A61 Height and Width Adjustable Arms – Black/Chrome	918	941	963	1000	1039	1085	1130	1152
		A57 Polished Aluminum Loop Arms w/ Urethane Cap	904	927	949	986	1025	1071	1116	1138
		A58 Fixed Loop Arms	859	882	904	941	980	1026	1071	1093
		A59 Polished Aluminum Loop Arms w/ Insert Pad	928	951	973	1010	1049	1095	1140	1162

Mesh Back Colors:

- Black (MBK)
- Tan (MTN)
- Green (MGR)
- White (MWH)
- Orange (MOR)
- Charcoal (MCC)

Please view mesh back colors at: www.highmarkergo.com/products/highmark-seating/body-balance/hb

Add \$80 List for fully assembled chairs in carton.



HB™ guest chair with mesh back is the perfect companion to the HB™ or any conference or task chair.
See Page 66 or 114.



See Page 154 - 162 for full descriptions of arms, options and chair controls.

LEATHER GRADES			DIMENSIONS†			
3 COL Helvetia Basic	5 Helvetia Hampton	6 Green Hides Vulcano				
815	900	930	W	28.5"	BW	19"
910	995	1025	D	28.5"	BH	21"
925	1010	1040	H	37-42"	WT	33.2 lbs. Armless
959	1044	1074	SW	20.5"		41.4 lbs. w/Arms
971	1056	1086	SD	19.25"	COM/COV	0.93 yds.
951	1036	1066	SH	16-21"	COL	11.5 sq. ft.
985	1070	1100				
971	1056	1086				
926	1011	1041				
995	1080	1110				
848	933	963	W	28.5"	BW	19"
943	1028	1058	D	28.5"	BH	21"
958	1043	1073	H	38.5-43.75"	WT	35.1 lbs. Armless
992	1077	1107	SW	20.5"		43.3 lbs. w/Arms
1004	1089	1119	SD	19.25"	COM/COV	0.93 yds.
984	1069	1099	SH	17-22"	COL	11.5 sq. ft.
1018	1103	1133				
1004	1089	1119				
959	1044	1074				
1028	1113	1143				
878	963	993	W	28.5"	BW	19"
973	1058	1088	D	28.5"	BH	21"
988	1073	1103	H	37.5-42.5"	WT	35.4 lbs. Armless
1022	1107	1137	SW	20.5"		43.6 lbs. w/Arms
1034	1119	1149	SD	19.25"	COM/COV	0.93 yds.
1014	1099	1129	SH	17-22"	COL	11.5 sq. ft.
1048	1133	1163				
1034	1119	1149				
989	1074	1104				
1058	1143	1173				
911	996	1026	W	28.5"	BW	19"
1006	1091	1121	D	28.5"	BH	21"
1021	1106	1136	H	36-40"	WT	37 lbs. Armless
1055	1140	1170	SW	20.5"		45.2 lbs. w/Arms
1067	1152	1182	SD	19.25"	COM/COV	0.93 yds.
1047	1132	1162	SH	16-20"	COL	11.5 sq. ft.
1081	1166	1196				
1067	1152	1182				
1022	1107	1137				
1091	1176	1206				
911	996	1026	W	28.5"	BW	19"
1006	1091	1121	D	28.5"	BH	21"
1021	1106	1136	H	38.5-43.5"	WT	36.4 lbs. Armless
1055	1140	1170	SW	20.5"		44.6 lbs. w/Arms
1067	1152	1182	SD	19.25"	COM/COV	0.93 yds.
1047	1132	1162	SH	17-22"	COL	11.5 sq. ft.
1081	1166	1196				
1067	1152	1182				
1022	1107	1137				
1091	1176	1206				

†Dimensions shown above are for standard chairs only. Additional options will change dimensions.

HOW TO ORDER

Model # and Control: 7107M S2
 Mesh Back Color: MBK
 Arm Option: A55
 Additional Options: -
 Seat Upholstery Option: Insight Ebony

7107M S2 MBK A55 Insight Ebony = \$762

ARM OPTIONS



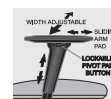
A40
Fixed "T" Arms



A55
Height Adjustable Arms



A56
Height and Width Adjustable Arms



A23
Height and Width Adjustable Arms with Sliding and Lockable Pivot Pads



A60
Height Adjustable Arms - Black/Chrome



A61
Height and Width Adjustable Arms - Black/Chrome



A57
Polished Aluminum Loop Arms with Urethane Cap



A58
Fixed Loop Arms



A59
Polished Aluminum Loop Arms with Insert Pad

ADDITIONAL OPTIONS



BASE CASTER & GLIDE
(Add \$100)
B12 - Polished Aluminum



SOFT WHEEL CASTER & GLIDE
(Set of 5 - Add \$30)
W25 - Soft Wheel Caster
W6 - 2 1/4" Glide



SEAT SLIDERS
(Add \$79)
S53 - Seat Slider for E1
S54 - Seat Slider for E7
S56 - Seat Slider for R3



UPHOLSTERED ARM PAD
(Add \$45)
UH - Upholstered Arm Pad for A23, A40, A55, A56, A60 and A61

hb™ with Mesh Back

High Back SIN # 711-18

- Choice of six 3D knit or mesh back colors, fabric, leather or vinyl with unlimited upholstered seat options.
- Available in mid back and high back with two seat and nine arm options.
- Molded seat foam.
- Additional options include seat slider (on E1, E7 and R3 controls only) and polished aluminum base.
- Rated up to 300 lbs. on mechanisms.



Backed by Highmark's Lifetime warranty.

Price Range: \$738 - \$1,292

Lead Time: 48-Hour Speed Ship or Express Ten Day Turnaround

		SEAT FABRIC / VINYL GRADES								
MODEL	CONTROL	ARMS	A COM COV	B	C	D	E	F	G	J
*Bold type indicates a Good, Better or Best chair.										
High Back										
7110M S2 Swivel Tilt										
		N/A No Arms	738	761	783	820	859	905	950	972
		A40 Fixed "T" Arms	833	856	878	915	954	1000	1045	1067
		A55 Height Adjustable Arms	848	871	893	930	969	1015	1060	1082
		A56 Height and Width Adjustable Arms	882	905	927	964	1003	1049	1094	1116
		A23 Height & Width Adj. Arms w/ Sliding & Lockable Pivot Pads	894	917	939	976	1015	1061	1106	1128
		A60 Height Adjustable Arms – Black/Chrome	874	897	919	956	995	1041	1086	1108
		A61 Height and Width Adjustable Arms – Black/Chrome	908	931	953	990	1029	1075	1120	1142
		A57 Polished Aluminum Loop Arms w/ Urethane Cap	894	917	939	976	1015	1061	1106	1128
		A58 Fixed Loop Arms	849	872	894	931	970	1016	1061	1083
		A59 Polished Aluminum Loop Arms w/ Insert Pad	918	941	963	1000	1039	1085	1130	1152
7110M E1 Basic Synchro Tilt										
		N/A No Arms	771	794	816	853	892	938	983	1005
		A40 Fixed "T" Arms	866	889	911	948	987	1033	1078	1100
		A55 Height Adjustable Arms	881	904	926	963	1002	1048	1093	1115
		A56 Height and Width Adjustable Arms	915	938	960	997	1036	1082	1127	1149
		A23 Height & Width Adj. Arms w/ Sliding & Lockable Pivot Pads	927	950	972	1009	1048	1094	1139	1161
		A60 Height Adjustable Arms – Black/Chrome	907	930	952	989	1028	1074	1119	1141
		A61 Height and Width Adjustable Arms – Black/Chrome	941	964	986	1023	1062	1108	1153	1175
		A57 Polished Aluminum Loop Arms w/ Urethane Cap	927	950	972	1009	1048	1094	1139	1161
		A58 Fixed Loop Arms	882	905	927	964	1003	1049	1094	1116
		A59 Polished Aluminum Loop Arms w/ Insert Pad	951	974	996	1033	1072	1118	1163	1185
7110M K3 Knee Tilt										
		N/A No Arms	802	825	847	884	923	969	1014	1036
		A40 Fixed "T" Arms	897	920	942	979	1018	1064	1109	1131
		A55 Height Adjustable Arms	912	935	957	994	1033	1079	1124	1146
		A56 Height and Width Adjustable Arms	946	969	991	1028	1067	1113	1158	1180
		A23 Height & Width Adj. Arms w/ Sliding & Lockable Pivot Pads	958	981	1003	1040	1079	1125	1170	1192
		A60 Height Adjustable Arms – Black/Chrome	938	961	983	1020	1059	1105	1150	1172
		A61 Height and Width Adjustable Arms – Black/Chrome	972	995	1017	1054	1093	1139	1184	1206
		A57 Polished Aluminum Loop Arms w/ Urethane Cap	958	981	1003	1040	1079	1125	1170	1192
		A58 Fixed Loop Arms	913	936	958	995	1034	1080	1125	1147
		A59 Polished Aluminum Loop Arms w/ Insert Pad	982	1005	1027	1064	1103	1149	1194	1216
7110M R3 Body Balance										
		N/A No Arms	834	857	879	916	955	1001	1046	1068
		A40 Fixed "T" Arms	929	952	974	1011	1050	1096	1141	1163
		A55 Height Adjustable Arms	944	967	989	1026	1065	1111	1156	1178
		A56 Height and Width Adjustable Arms	978	1001	1023	1060	1099	1145	1190	1212
		A23 Height & Width Adj. Arms w/ Sliding & Lockable Pivot Pads	990	1013	1035	1072	1111	1157	1202	1224
		A60 Height Adjustable Arms – Black/Chrome	970	993	1015	1052	1091	1137	1182	1204
		A61 Height and Width Adjustable Arms – Black/Chrome	1004	1027	1049	1086	1125	1171	1216	1238
		A57 Polished Aluminum Loop Arms w/ Urethane Cap	990	1013	1035	1072	1111	1157	1202	1224
		A58 Fixed Loop Arms	945	968	990	1027	1066	1112	1157	1179
		A59 Polished Aluminum Loop Arms w/ Insert Pad	1014	1037	1059	1096	1135	1181	1226	1248
7110M E7 Advanced Synchro Tilt with Side Tension Knob										
		N/A No Arms	834	857	879	916	955	1001	1046	1068
		A40 Fixed "T" Arms	929	952	974	1011	1050	1096	1141	1163
		A55 Height Adjustable Arms	944	967	989	1026	1065	1111	1156	1178
		A56 Height and Width Adjustable Arms	978	1001	1023	1060	1099	1145	1190	1212
		A23 Height & Width Adj. Arms w/ Sliding & Lockable Pivot Pads	990	1013	1035	1072	1111	1157	1202	1224
		A60 Height Adjustable Arms – Black/Chrome	970	993	1015	1052	1091	1137	1182	1204
		A61 Height and Width Adjustable Arms – Black/Chrome	1004	1027	1049	1086	1125	1171	1216	1238
		A57 Polished Aluminum Loop Arms w/ Urethane Cap	990	1013	1035	1072	1111	1157	1202	1224
		A58 Fixed Loop Arms	945	968	990	1027	1066	1112	1157	1179
		A59 Polished Aluminum Loop Arms w/ Insert Pad	1014	1037	1059	1096	1135	1181	1226	1248

Mesh Back Colors:

- Black (MBK)
- Tan (MTN)
- Green (MGR)
- White (MWH)
- Orange (MOR)
- Charcoal (MCC)

Please view mesh back colors at: www.highmarkergo.com/products/highmark-seating/body-balance/hb

Add \$80 List for fully assembled chairs in carton.



HB™ guest chair with mesh back is the perfect companion to the HB™ or any conference or task chair.
See Page 66 or 114.



See Page 154 - 162 for full descriptions of arms, options and chair controls.

LEATHER GRADES			DIMENSIONS†			
3 COL Helvetia Basic	5 Helvetia Hampton	6 Green Hides Vulcano				
901	986	1016	W	28.5"	BW	19"
996	1081	1111	D	28.5"	BH	27"
1011	1096	1126	H	43-48"	WT	34.2 lbs. Armless
1045	1130	1160	SW	20.5"		42.4 lbs. w/Arms
1057	1142	1172	SD	19.25"	COM/COV	0.93 yds.
1037	1122	1152	SH	16-21"	COL	11.5 sq. ft.
1071	1156	1186				
1057	1142	1172				
1012	1097	1127				
1081	1166	1196				
934	1019	1049	W	28.5"	BW	19"
1029	1114	1144	D	28.5"	BH	27"
1044	1129	1159	H	44-49"	WT	36.1 lbs. Armless
1078	1163	1193	SW	20.5"		44.3 lbs. w/Arms
1090	1175	1205	SD	19.25"	COM/COV	0.93 yds.
1070	1155	1185	SH	17-22"	COL	11.5 sq. ft.
1104	1189	1219				
1090	1175	1205				
1045	1130	1160				
1114	1199	1229				
965	1050	1080	W	28.5"	BW	19"
1060	1145	1175	D	28.5"	BH	27"
1075	1160	1190	H	43.5-48.5"	WT	36.4 lbs. Armless
1109	1194	1224	SW	20.5"		44.6 lbs. w/Arms
1121	1206	1236	SD	19.25"	COM/COV	0.93 yds.
1101	1186	1216	SH	17-22"	COL	11.5 sq. ft.
1135	1220	1250				
1121	1206	1236				
1076	1161	1191				
1145	1230	1260				
997	1082	1112	W	28.5"	BW	19"
1092	1177	1207	D	28.5"	BH	27"
1107	1192	1222	H	42-46"	WT	38 lbs. Armless
1141	1226	1256	SW	20.5"		46.2 lbs. w/Arms
1153	1238	1268	SD	19.25"	COM/COV	0.93 yds.
1133	1218	1248	SH	16-20"	COL	11.5 sq. ft.
1167	1252	1282				
1153	1238	1268				
1108	1193	1223				
1177	1262	1292				
997	1082	1112	W	28.5"	BW	19"
1092	1177	1207	D	28.5"	BH	27"
1107	1192	1222	H	44.5-49.5"	WT	37.4 lbs. Armless
1141	1226	1256	SW	20.5"		45.6 lbs. w/Arms
1153	1238	1268	SD	19.25"	COM/COV	0.93 yds.
1133	1218	1248	SH	17-22"	COL	11.5 sq. ft.
1167	1252	1282				
1153	1238	1268				
1108	1193	1223				
1177	1262	1292				

†Dimensions shown above are for standard chairs only. Additional options will change dimensions.

HOW TO ORDER

Model # and Control: 7110M S2
 Mesh Back Color: MBK
 Arm Option: A55
 Additional Options: -
 Seat Upholstery Option: Insight Ebony

7110M S2 MBK A55 Insight Ebony = \$848

ARM OPTIONS



A40
Fixed "T" Arms



A55
Height Adjustable Arms



A56
Height and Width Adjustable Arms



A23
Height and Width Adjustable Arms with Sliding and Lockable Pivot Pads



A60
Height Adjustable Arms - Black/Chrome



A61
Height and Width Adjustable Arms - Black/Chrome



A57
Polished Aluminum Loop Arms with Urethane Cap



A58
Fixed Loop Arms



A59
Polished Aluminum Loop Arms with Insert Pad

ADDITIONAL OPTIONS



BASE
(Add \$100)
B12 - Polished Aluminum



SOFT WHEEL CASTER & GLIDE
(Set of 5 - Add \$30)
W25 - Soft Wheel Caster
W6 - 2 1/4" Glide



SEAT SLIDERS
(Add \$79)
S53 - Seat Slider for E1
S54 - Seat Slider for E7
S56 - Seat Slider for R3



UPHOLSTERED ARM PAD
(Add \$45)
UH - Upholstered Arm Pad for A23, A40, A55, A56, A60 and A61

hb™ with Knit Back

Mid Back with Small Seat SIN # 711-18

- Choice of six 3D knit or mesh back colors, fabric, leather or vinyl with unlimited upholstered seat options.
- Available in mid back and high back with two seat and nine arm options.
- Molded seat foam.
- Additional options include seat slider (on E1, E7 and R3 controls only) and polished aluminum base.
- Rated up to 300 lbs. on mechanisms.



Backed by Highmark's Lifetime warranty.

Price Range: \$615 - \$1,146

Lead Time: 48-Hour Speed Ship* or Express Ten Day Turnaround

* Bold type indicates a Good, Better or Best chair. †Black knit only.			SEAT FABRIC / VINYL GRADES							
MODEL	CONTROL	ARMS	A COM COV	B	C	D	E	F	G	J
7106K S2 Swivel Tilt										
		N/A No Arms	615	632	649	679	708	742	772	811
		A40 Fixed "T" Arms	706	723	740	770	799	833	863	902
		A55 Height Adjustable Arms	720	737	754	784	813	847	877	916
		A56 Height and Width Adjustable Arms	753	770	787	817	846	880	910	949
		A23 Height & Width Adj. Arms w/ Sliding & Lockable Pivot Pads	765	782	799	829	858	892	922	961
		A60 Height Adjustable Arms – Black/Chrome	746	763	780	810	839	873	903	942
		A61 Height and Width Adjustable Arms – Black/Chrome	778	795	812	842	871	905	935	974
		A57 Polished Aluminum Loop Arms w/ Urethane Cap	765	782	799	829	858	892	922	961
		A58 Fixed Loop Arms	721	738	755	785	814	848	878	917
		A59 Polished Aluminum Loop Arms w/ Insert Pad	788	805	822	852	881	915	945	984
7106K E1 Basic Synchro Tilt										
		N/A No Arms	644	661	678	708	737	771	801	840
		A40 Fixed "T" Arms	735	752	769	799	828	862	892	931
		A55 Height Adjustable Arms	749	766	783	813	842	876	906	945
		A56 Height and Width Adjustable Arms	782	799	816	846	875	909	939	978
		A23 Height & Width Adj. Arms w/ Sliding & Lockable Pivot Pads	794	811	828	858	887	921	951	990
		A60 Height Adjustable Arms – Black/Chrome	775	792	809	839	868	902	932	971
		A61 Height and Width Adjustable Arms – Black/Chrome	807	824	841	871	900	934	964	1003
		A57 Polished Aluminum Loop Arms w/ Urethane Cap	794	811	828	858	887	921	951	990
		A58 Fixed Loop Arms	750	767	784	814	843	877	907	946
		A59 Polished Aluminum Loop Arms w/ Insert Pad	817	834	851	881	910	944	974	1013
7106K K3 Knee Tilt										
		N/A No Arms	675	692	709	739	768	802	832	871
		A40 Fixed "T" Arms	766	783	800	830	859	893	923	962
		A55 Height Adjustable Arms	780	797	814	844	873	907	937	976
		A56 Height and Width Adjustable Arms	813	830	847	877	906	940	970	1009
		A23 Height & Width Adj. Arms w/ Sliding & Lockable Pivot Pads	825	842	859	889	918	952	982	1021
		A60 Height Adjustable Arms – Black/Chrome	806	823	840	870	899	933	963	1002
		A61 Height and Width Adjustable Arms – Black/Chrome	838	855	872	902	931	965	995	1034
		A57 Polished Aluminum Loop Arms w/ Urethane Cap	825	842	859	889	918	952	982	1021
		A58 Fixed Loop Arms	781	798	815	845	874	908	938	977
		A59 Polished Aluminum Loop Arms w/ Insert Pad	848	865	882	912	941	975	1005	1044
7106K R3 Body Balance										
		N/A No Arms	706	723	740	770	799	833	863	902
		A40 Fixed "T" Arms	797	814	831	861	890	924	954	993
		A55 Height Adjustable Arms	811	828	845	875	904	938	968	1007
		A56 Height and Width Adjustable Arms	844	861	878	908	937	971	1001	1040
		A23 Height & Width Adj. Arms w/ Sliding & Lockable Pivot Pads	856	873	890	920	949	983	1013	1052
		A60 Height Adjustable Arms – Black/Chrome	837	854	871	901	930	964	994	1033
		A61 Height and Width Adjustable Arms – Black/Chrome	869	886	903	933	962	996	1026	1065
		A57 Polished Aluminum Loop Arms w/ Urethane Cap	856	873	890	920	949	983	1013	1052
		A58 Fixed Loop Arms	812	829	846	876	905	939	969	1008
		A59 Polished Aluminum Loop Arms w/ Insert Pad	879	896	913	943	972	1006	1036	1075
7106K E7 Advanced Synchro Tilt with Side Tension Knob										
		N/A No Arms	706	723	740	770	799	833	863	902
		A40 Fixed "T" Arms	797	814	831	861	890	924	954	993
		A55 Height Adjustable Arms	811	828	845	875	904	938	968	1007
		A56 Height and Width Adjustable Arms	844	861	878	908	937	971	1001	1040
		A23 Height & Width Adj. Arms w/ Sliding & Lockable Pivot Pads	856	873	890	920	949	983	1013	1052
		A60 Height Adjustable Arms – Black/Chrome	837	854	871	901	930	964	994	1033
		A61 Height and Width Adjustable Arms – Black/Chrome	869	886	903	933	962	996	1026	1065
		A57 Polished Aluminum Loop Arms w/ Urethane Cap	856	873	890	920	949	983	1013	1052
		A58 Fixed Loop Arms	812	829	846	876	905	939	969	1008
		A59 Polished Aluminum Loop Arms w/ Insert Pad	879	896	913	943	972	1006	1036	1075

Knit Back Colors:

- Black (3BK)
- Tan (3TN)
- Green (3GR)
- White (3WH)
- Orange (3OR)
- Charcoal (3CC)

Please view knit back colors at: www.highmarkergo.com/products/highmark-seating/body-balance/hb

Add \$80 List for fully assembled chairs in carton.



7109K

HB™ guest chair with 3D knit back is the perfect companion to the HB™ or any conference or task chair.
See Page 66 or 114.



See Page 154 - 162 for full descriptions of arms, options and chair controls.

LEATHER GRADES			DIMENSIONS†			
3 COL Helvetia Basic	5 Helvetia Hampton	6 Green Hides Vulcano				
772	852	882	W	28.25"	BW	19"
863	943	973	D	28.25"	BH	21"
877	957	987	H	37-42"	WT	32.6 lbs. Armless
910	990	1020	SW	19.75"		40.8 lbs. w/Arms
922	1002	1032	SD	18"	COM/COV	0.93 yds.
903	983	1013	SH	16-21"	COL	11.5 sq. ft.
935	1015	1045				
922	1002	1032				
878	958	988				
945	1025	1055				
801	881	911	W	28.25"	BW	19"
892	972	1002	D	28.25"	BH	21"
906	986	1016	H	38.5-43.75"	WT	34.5 lbs. Armless
939	1019	1049	SW	19.75"		42.7 lbs. w/Arms
951	1031	1061	SD	18"	COM/COV	0.93 yds.
932	1012	1042	SH	17-22"	COL	11.5 sq. ft.
964	1044	1074				
951	1031	1061				
907	987	1017				
974	1054	1084				
832	912	942	W	28.25"	BW	19"
923	1003	1033	D	28.25"	BH	21"
937	1017	1047	H	37.5-42.5"	WT	34.8 lbs. Armless
970	1050	1080	SW	19.75"		43 lbs. w/Arms
982	1062	1092	SD	18"	COM/COV	0.93 yds.
963	1043	1073	SH	17-22"	COL	11.5 sq. ft.
995	1075	1105				
982	1062	1092				
938	1018	1048				
1005	1085	1115				
863	943	973	W	28.25"	BW	19"
954	1034	1064	D	28.25"	BH	21"
968	1048	1078	H	37.5-41.5"	WT	36.4 lbs. Armless
1001	1081	1111	SW	19.75"		44.6 lbs. w/Arms
1013	1093	1123	SD	18"	COM/COV	0.93 yds.
994	1074	1104	SH	16.5-20.5"	COL	11.5 sq. ft.
1026	1106	1136				
1013	1093	1123				
969	1049	1079				
1036	1116	1146				
863	943	973	W	28.25"	BW	19"
954	1034	1064	D	28.25"	BH	21"
968	1048	1078	H	38.5-43.5"	WT	35.8 lbs. Armless
1001	1081	1111	SW	19.75"		44 lbs. w/Arms
1013	1093	1123	SD	18"	COM/COV	0.93 yds.
994	1074	1104	SH	17-22"	COL	11.5 sq. ft.
1026	1106	1136				
1013	1093	1123				
969	1049	1079				
1036	1116	1146				

†Dimensions shown above are for standard chairs only. Additional options will change dimensions.

HOW TO ORDER

Model # and Control: 7106K S2
 Knit Back Color: 3BK
 Arm Option: A40
 Additional Options: -
 Seat Upholstery Option: Insight Ebony

7106K S2 3BK A40 Insight Ebony = \$706

ARM OPTIONS



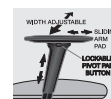
A40
Fixed "T" Arms



A55
Height Adjustable Arms



A56
Height and Width Adjustable Arms



A23
Height and Width Adjustable Arms with Sliding and Lockable Pivot Pads



A60
Height Adjustable Arms - Black/Chrome



A61
Height and Width Adjustable Arms - Black/Chrome



A57
Polished Aluminum Loop Arms with Urethane Cap



A58
Fixed Loop Arms



A59
Polished Aluminum Loop Arms with Insert Pad

ADDITIONAL OPTIONS



BASE CASTER & GLIDE
(Add \$100)
B12 - Polished Aluminum



SOFT WHEEL CASTER & GLIDE
(Set of 5 - Add \$30)
W25 - Soft Wheel Caster
W6 - 2 1/4" Glide



SEAT SLIDERS
(Add \$79)
S53 - Seat Slider for E1
S54 - Seat Slider for E7
S56 - Seat Slider for R3



UPHOLSTERED ARM PAD
(Add \$45)
UH - Upholstered Arm Pad for A23, A40, A55, A56, A60 and A61

hb™ with Knit Back

Mid Back SIN # 711-18

- Choice of six 3D knit or mesh back colors, fabric, leather or vinyl with unlimited upholstered seat options.
- Available in mid back and high back with two seat and nine arm options.
- Molded seat foam.
- Additional options include seat slider (on E1, E7 and R3 controls only) and polished aluminum base.
- Rated up to 300 lbs. on mechanisms.



Backed by Highmark's Lifetime warranty.

Price Range: \$657 - \$1,211

Lead Time: 48-Hour Speed Ship* or Express Ten Day Turnaround

* Bold type indicates a Good, Better or Best chair. †Black knit only.			SEAT FABRIC / VINYL GRADES							
MODEL	CONTROL	ARMS	A COM COV	B	C	D	E	F	G	J
Mid Back										
7107K S2 Swivel Tilt										
		N/A No Arms	657	680	702	739	778	824	869	891
		A40 Fixed "T" Arms	752	775	797	834	873	919	964	986
		A55 Height Adjustable Arms	767	790	812	849	888	934	979	1001
		A56 Height and Width Adjustable Arms	801	824	846	883	922	968	1013	1035
		A23 Height & Width Adj. Arms w/ Sliding & Lockable Pivot Pads	813	836	858	895	934	980	1025	1047
		A60 Height Adjustable Arms – Black/Chrome	793	816	838	875	914	960	1005	1027
		A61 Height and Width Adjustable Arms – Black/Chrome	827	850	872	909	948	994	1039	1061
		A57 Polished Aluminum Loop Arms w/ Urethane Cap	813	836	858	895	934	980	1025	1047
		A58 Fixed Loop Arms: GOOD, Exec.*	768	791	813	850	889	935	980	1002
		A59 Polished Aluminum Loop Arms w/ Insert Pad	837	860	882	919	958	1004	1049	1071
7107K E1 Basic Synchro Tilt										
		N/A No Arms	690	713	735	772	811	857	902	924
		A40 Fixed "T" Arms	785	808	830	867	906	952	997	1019
		A55 Height Adjustable Arms	800	823	845	882	921	967	1012	1034
		A56 Height and Width Adjustable Arms	834	857	879	916	955	1001	1046	1068
		A23 Height & Width Adj. Arms w/ Sliding & Lockable Pivot Pads	846	869	891	928	967	1013	1058	1080
		A60 Height Adjustable Arms – Black/Chrome	826	849	871	908	947	993	1038	1060
		A61 Height and Width Adjustable Arms – Black/Chrome	860	883	905	942	981	1027	1072	1094
		A57 Polished Aluminum Loop Arms w/ Urethane Cap	846	869	891	928	967	1013	1058	1080
		A58 Fixed Loop Arms	801	824	846	883	922	968	1013	1035
		A59 Polished Aluminum Loop Arms w/ Insert Pad	870	893	915	952	991	1037	1082	1104
7107K K3 Knee Tilt										
		N/A No Arms	721	744	766	803	842	888	933	955
		A40 Fixed "T" Arms	816	839	861	898	937	983	1028	1050
		A55 Height Adjustable Arms	831	854	876	913	952	998	1043	1065
		A56 Height and Width Adjustable Arms	865	888	910	947	986	1032	1077	1099
		A23 Height & Width Adj. Arms w/ Sliding & Lockable Pivot Pads	877	900	922	959	998	1044	1089	1111
		A60 Height Adjustable Arms – Black/Chrome	857	880	902	939	978	1024	1069	1091
		A61 Height and Width Adjustable Arms – Black/Chrome	891	914	936	973	1012	1058	1103	1125
		A57 Polished Aluminum Loop Arms w/ Urethane Cap	877	900	922	959	998	1044	1089	1111
		A58 Fixed Loop Arms	832	855	877	914	953	999	1044	1066
		A59 Polished Aluminum Loop Arms w/ Insert Pad	901	924	946	983	1022	1068	1113	1135
7107K R3 Body Balance										
		N/A No Arms	753	776	798	835	874	920	965	987
		A40 Fixed "T" Arms	848	871	893	930	969	1015	1060	1082
		A55 Height Adjustable Arms	863	886	908	945	984	1030	1075	1097
		A56 Height and Width Adjustable Arms	897	920	942	979	1018	1064	1109	1131
		A23 Height & Width Adj. Arms w/ Sliding & Lockable Pivot Pads	909	932	954	991	1030	1076	1121	1143
		A60 Height Adjustable Arms – Black/Chrome	889	912	934	971	1010	1056	1101	1123
		A61 Height and Width Adjustable Arms – Black/Chrome	923	946	968	1005	1044	1090	1135	1157
		A57 Polished Aluminum Loop Arms w/ Urethane Cap	909	932	954	991	1030	1076	1121	1143
		A58 Fixed Loop Arms	864	887	909	946	985	1031	1076	1098
		A59 Polished Aluminum Loop Arms w/ Insert Pad	933	956	978	1015	1054	1100	1145	1167
7107K E7 Advanced Synchro Tilt with Side Tension Knob										
		N/A No Arms	753	776	798	835	874	920	965	987
		A40 Fixed "T" Arms	848	871	893	930	969	1015	1060	1082
		A55 Height Adjustable Arms	863	886	908	945	984	1030	1075	1097
		A56 Height and Width Adjustable Arms	897	920	942	979	1018	1064	1109	1131
		A23 Height & Width Adj. Arms w/ Sliding & Lockable Pivot Pads	909	932	954	991	1030	1076	1121	1143
		A60 Height Adjustable Arms – Black/Chrome	889	912	934	971	1010	1056	1101	1123
		A61 Height and Width Adjustable Arms – Black/Chrome	923	946	968	1005	1044	1090	1135	1157
		A57 Polished Aluminum Loop Arms w/ Urethane Cap	909	932	954	991	1030	1076	1121	1143
		A58 Fixed Loop Arms	864	887	909	946	985	1031	1076	1098
		A59 Polished Aluminum Loop Arms w/ Insert Pad	933	956	978	1015	1054	1100	1145	1167

Knit Back Colors:

- Black (3BK)
- Tan (3TN)
- Green (3GR)
- White (3WH)
- Orange (3OR)
- Charcoal (3CC)

Please view knit back colors at: www.highmarkergo.com/products/highmark-seating/body-balance/hb

Add \$80 List for fully assembled chairs in carton.



7109K

HB™ guest chair with 3D knit back is the perfect companion to the HB™ or any conference or task chair.
See Page 66 or 114.



See Page 154 - 162 for full descriptions of arms, options and chair controls.

LEATHER GRADES			DIMENSIONS†			
3 COL Helvetia Basic	5 Helvetia Hampton	6 Green Hides Vulcano				
820	905	935	W	28.5"	BW	19"
915	1000	1030	D	28.5"	BH	21"
930	1015	1045	H	37-42"	WT	33.2 lbs. Armless
964	1049	1079	SW	20.5"		41.4 lbs. w/Arms
976	1061	1091	SD	19.25"	COM/COV	0.93 yds.
956	1041	1071	SH	16-21"	COL	11.5 sq. ft.
990	1075	1105				
976	1061	1091				
931	1016	1046				
1000	1085	1115				
853	938	968	W	28.5"	BW	19"
948	1033	1063	D	28.5"	BH	21"
963	1048	1078	H	38.5-43.75"	WT	35.1 lbs. Armless
997	1082	1112	SW	20.5"		43.3 lbs. w/Arms
1009	1094	1124	SD	19.25"	COM/COV	0.93 yds.
989	1074	1104	SH	17-22"	COL	11.5 sq. ft.
1023	1108	1138				
1009	1094	1124				
964	1049	1079				
1033	1118	1148				
884	969	999	W	28.5"	BW	19"
979	1064	1094	D	28.5"	BH	21"
994	1079	1109	H	37.5-42.5"	WT	35.4 lbs. Armless
1028	1113	1143	SW	20.5"		43.6 lbs. w/Arms
1040	1125	1155	SD	19.25"	COM/COV	0.93 yds.
1020	1105	1135	SH	17-22"	COL	11.5 sq. ft.
1054	1139	1169				
1040	1125	1155				
995	1080	1110				
1064	1149	1179				
916	1001	1031	W	28.5"	BW	19"
1011	1096	1126	D	28.5"	BH	21"
1026	1111	1141	H	36-40"	WT	37 lbs. Armless
1060	1145	1175	SW	20.5"		45.2 lbs. w/Arms
1072	1157	1187	SD	19.25"	COM/COV	0.93 yds.
1052	1137	1167	SH	16-20"	COL	11.5 sq. ft.
1086	1171	1201				
1072	1157	1187				
1027	1112	1142				
1096	1181	1211				
916	1001	1031	W	28.5"	BW	19"
1011	1096	1126	D	28.5"	BH	21"
1026	1111	1141	H	38.5-43.5"	WT	36.4 lbs. Armless
1060	1145	1175	SW	20.5"		44.6 lbs. w/Arms
1072	1157	1187	SD	19.25"	COM/COV	0.93 yds.
1052	1137	1167	SH	17-22"	COL	11.5 sq. ft.
1086	1171	1201				
1072	1157	1187				
1027	1112	1142				
1096	1181	1211				

†Dimensions shown above are for standard chairs only. Additional options will change dimensions.

HOW TO ORDER

Model # and Control: 7107K S2
 Knit Back Color: 3BK
 Arm Option: A40
 Additional Options: -
 Seat Upholstery Option: Insight Ebony

7107K S2 3BK A40 Insight Ebony = \$752

ARM OPTIONS



A40
Fixed "T" Arms



A55
Height Adjustable Arms



A56
Height and Width Adjustable Arms



A23
Height and Width Adjustable Arms with Sliding and Lockable Pivot Pads



A60
Height Adjustable Arms - Black/Chrome



A61
Height and Width Adjustable Arms - Black/Chrome



A57
Polished Aluminum Loop Arms with Urethane Cap



A58
Fixed Loop Arms



A59
Polished Aluminum Loop Arms with Insert Pad

ADDITIONAL OPTIONS



BASE CASTER & GLIDE
(Add \$100)
B12 - Polished Aluminum



SOFT WHEEL CASTER & GLIDE
(Set of 5 - Add \$30)
W25 - Soft Wheel Caster
W6 - 2 1/4" Glide



SEAT SLIDERS
(Add \$79)
S53 - Seat Slider for E1
S54 - Seat Slider for E7
S56 - Seat Slider for R3



UPHOLSTERED ARM PAD
(Add \$45)
UH - Upholstered Arm Pad for A23, A40, A55, A56, A60 and A61

hb™ with Knit Back

High Back SIN # 711-18

- Choice of six 3D knit or mesh back colors, fabric, leather or vinyl with unlimited upholstered seat options.
- Available in mid back and high back with two seat and nine arm options.
- Molded seat foam.
- Additional options include seat slider (on E1, E7 and R3 controls only) and polished aluminum base.
- Rated up to 300 lbs. on mechanisms.



7110K

Backed by Highmark's Lifetime warranty.

Price Range: \$743 - \$1,353

Lead Time: 48-Hour Speed Ship* or Express Ten Day Turnaround

* **Bold type indicates a Good, Better or Best chair. †Black knit only.**

		SEAT FABRIC / VINYL GRADES								
MODEL	CONTROL	ARMS	A COM COV	B	C	D	E	F	G	J
High Back										
7110K S2 Swivel Tilt										
		N/A No Arms	743	766	788	825	864	910	955	977
		A40 Fixed "T" Arms	838	861	883	920	959	1005	1050	1072
		A55 Height Adjustable Arms	853	876	898	935	974	1020	1065	1087
		A56 Height and Width Adjustable Arms	887	910	932	969	1008	1054	1099	1121
		A23 Height & Width Adj. Arms w/ Sliding & Lockable Pivot Pads	899	922	944	981	1020	1066	1111	1133
		A60 Height Adjustable Arms – Black/Chrome	879	902	924	961	1000	1046	1091	1113
		A61 Height and Width Adjustable Arms – Black/Chrome	913	936	958	995	1034	1080	1125	1147
		A57 Polished Aluminum Loop Arms w/ Urethane Cap	899	922	944	981	1020	1066	1111	1133
		A58 Fixed Loop Arms	854	877	899	936	975	1021	1066	1088
		A59 Polished Aluminum Loop Arms w/ Insert Pad	923	946	968	1005	1044	1090	1135	1157
7110K E1 Basic Synchro Tilt										
		N/A No Arms	776	799	821	858	897	943	988	1010
		A40 Fixed "T" Arms	871	894	916	953	992	1038	1083	1105
		A55 Height Adjustable Arms	886	909	931	968	1007	1053	1098	1120
		A56 Height and Width Adjustable Arms	920	943	965	1002	1041	1087	1132	1154
		A23 Height & Width Adj. Arms w/ Sliding & Lockable Pivot Pads	932	955	977	1014	1053	1099	1144	1166
		A60 Height Adjustable Arms – Black/Chrome	912	935	957	994	1033	1079	1124	1146
		A61 Height and Width Adjustable Arms – Black/Chrome	946	969	991	1028	1067	1113	1158	1180
		A57 Polished Aluminum Loop Arms w/ Urethane Cap	932	955	977	1014	1053	1099	1144	1166
		A58 Fixed Loop Arms	887	910	932	969	1008	1054	1099	1121
		A59 Polished Aluminum Loop Arms w/ Insert Pad	956	979	1001	1038	1077	1123	1168	1190
7110K K3 Knee Tilt										
		N/A No Arms	807	830	852	889	928	974	1019	1041
		A40 Fixed "T" Arms	902	925	947	984	1023	1069	1114	1136
		A55 Height Adjustable Arms	917	940	962	999	1038	1084	1129	1151
		A56 Height and Width Adjustable Arms	951	974	996	1033	1072	1118	1163	1185
		A23 Height & Width Adj. Arms w/ Sliding & Lockable Pivot Pads	963	986	1008	1045	1084	1130	1175	1197
		A60 Height Adjustable Arms – Black/Chrome	943	966	988	1025	1064	1110	1155	1177
		A61 Height and Width Adjustable Arms – Black/Chrome	977	1000	1022	1059	1098	1144	1189	1211
		A57 Polished Aluminum Loop Arms w/ Urethane Cap	963	986	1008	1045	1084	1130	1175	1197
		A58 Fixed Loop Arms	918	941	963	1000	1039	1085	1130	1152
		A59 Polished Aluminum Loop Arms w/ Insert Pad	987	1010	1032	1069	1108	1154	1199	1221
7110K R3 Body Balance										
		N/A No Arms	839	862	884	921	960	1006	1051	1073
		A40 Fixed "T" Arms	934	957	979	1016	1055	1101	1146	1168
		A55 Height Adjustable Arms	949	972	994	1031	1070	1116	1161	1183
		A56 Height and Width Adjustable Arms	983	1006	1028	1065	1104	1150	1195	1217
		A23 Height & Width Adj. Arms w/ Sliding & Lockable Pivot Pads	995	1018	1040	1077	1116	1162	1207	1229
		A60 Height Adjustable Arms – Black/Chrome	975	998	1020	1057	1096	1142	1187	1209
		A60 Height Adjustable Arms – Black/Chrome, * Polished Aluminum Base: BEST, Task	1075	1098	1120	1157	1196	1242	1287	1309
		A61 Height and Width Adjustable Arms – Black/Chrome	1009	1032	1054	1091	1130	1176	1221	1243
		A57 Polished Aluminum Loop Arms w/ Urethane Cap	995	1018	1040	1077	1116	1162	1207	1229
		A58 Fixed Loop Arms	950	973	995	1032	1071	1117	1162	1184
		A59 Polished Aluminum Loop Arms w/ Insert Pad	1019	1042	1064	1101	1140	1186	1231	1253
7110K E7 Advanced Synchro Tilt with Side Tension Knob										
		N/A No Arms	839	862	884	921	960	1006	1051	1073
		A40 Fixed "T" Arms	934	957	979	1016	1055	1101	1146	1168
		A55 Height Adjustable Arms	949	972	994	1031	1070	1116	1161	1183
		A56 Height and Width Adjustable Arms	983	1006	1028	1065	1104	1150	1195	1217
		A23 Height & Width Adj. Arms w/ Sliding & Lockable Pivot Pads	995	1018	1040	1077	1116	1162	1207	1229
		A60 Height Adjustable Arms – Black/Chrome	975	998	1020	1057	1096	1142	1187	1209
		A61 Height and Width Adjustable Arms – Black/Chrome	1009	1032	1054	1091	1130	1176	1221	1243
		A57 Polished Aluminum Loop Arms w/ Urethane Cap	995	1018	1040	1077	1116	1162	1207	1229
		A58 Fixed Loop Arms	950	973	995	1032	1071	1117	1162	1184
		A59 Polished Aluminum Loop Arms w/ Insert Pad	1019	1042	1064	1101	1140	1186	1231	1253

Knit Back Colors:

- Black (3BK)
- Tan (3TN)
- Green (3GR)
- White (3WH)
- Orange (3OR)
- Charcoal (3CC)

Please view knit back colors at: www.highmarkergo.com/products/highmark-seating/body-balance/hb

Add \$80 List for fully assembled chairs in carton.



7109K

HB™ guest chair with 3D knit back is the perfect companion to the HB™ or any conference or task chair.
See Page 66 or 114.



See Page 154 - 162 for full descriptions of arms, options and chair controls.

LEATHER GRADES						DIMENSIONS†		HOW TO ORDER	
3 COL Helvetia Basic	5 Helvetia Hampton	6 Green Hides Vulcano						Model # and Control:	7110K S2
906	991	1021	W	28.5"	BW	19"		Knit Back Color:	3BK
1001	1086	1116	D	28.5"	BH	27"		Arm Option:	A40
1016	1101	1131	H	43-48"	WT	34.2 lbs. Armless		Additional Options:	-
1050	1135	1165	SW	20.5"		42.4 lbs. w/Arms		Seat Upholstery Option:	Insight Ebony
1062	1147	1177	SD	19.25"	COM/COV	0.93 yds.		7110K S2 3BK A40 Insight Ebony = \$838	
1042	1127	1157	SH	16-21"	COL	11.5 sq. ft.		ARM OPTIONS	
1076	1161	1191							
1062	1147	1177						A40 Fixed "T" Arms	A55 Height Adjustable Arms
1017	1102	1132							
1086	1171	1201						A56 Height and Width Adjustable Arms	A23 Height and Width Adjustable Arms with Sliding and Lockable Pivot Pads
939	1024	1054	W	28.5"	BW	19"			
1034	1119	1149	D	28.5"	BH	27"		A60 Height Adjustable Arms - Black/Chrome	A61 Height and Width Adjustable Arms - Black/Chrome
1049	1134	1164	H	44-49"	WT	36.1 lbs. Armless			
1083	1168	1198	SW	20.5"		44.3 lbs. w/Arms		A57 Polished Aluminum Loop Arms with Urethane Cap	A58 Fixed Loop Arms
1095	1180	1210	SD	19.25"	COM/COV	0.93 yds.			
1075	1160	1190	SH	17-22"	COL	11.5 sq. ft.		A59 Polished Aluminum Loop Arms with Insert Pad	
1109	1194	1224						ADDITIONAL OPTIONS	
1095	1180	1210							
1050	1135	1165						BASE (Add \$100) B12 - Polished Aluminum	SOFT WHEEL CASTER & GLIDE (Set of 5 - Add \$30) W25 - Soft Wheel Caster W6 - 2 1/4" Glide
1119	1204	1234							
970	1055	1085	W	28.5"	BW	19"		SEAT SLIDERS (Add \$79) S53 - Seat Slider for E1 S54 - Seat Slider for E7 S56 - Seat Slider for R3	UPHOLSTERED ARM PAD (Add \$45) UH - Upholstered Arm Pad for A23, A40, A55, A56, A60 and A61
1065	1150	1180	D	28.5"	BH	27"			
1080	1165	1195	H	43.5-48.5"	WT	36.4 lbs. Armless			
1114	1199	1229	SW	20.5"		44.6 lbs. w/Arms			
1126	1211	1241	SD	19.25"	COM/COV	0.93 yds.			
1106	1191	1221	SH	17-22"	COL	11.5 sq. ft.			
1140	1225	1255							
1126	1211	1241							
1081	1166	1196							
1150	1235	1265							
1002	1087	1117	W	28.5"	BW	19"			
1097	1182	1212	D	28.5"	BH	27"			
1112	1197	1227	H	44.5-49.5"	WT	37.4 lbs. Armless			
1146	1231	1261	SW	20.5"		45.6 lbs. w/Arms			
1158	1243	1273	SD	19.25"	COM/COV	0.93 yds.			
1138	1223	1253	SH	17-22"	COL	11.5 sq. ft.			
1238	1323	1353							
1172	1257	1287							
1158	1243	1273							
1113	1198	1228							
1182	1267	1297							
1002	1087	1117	W	28.5"	BW	19"			
1097	1182	1212	D	28.5"	BH	27"			
1112	1197	1227	H	44.5-49.5"	WT	37.4 lbs. Armless			
1146	1231	1261	SW	20.5"		45.6 lbs. w/Arms			
1158	1243	1273	SD	19.25"	COM/COV	0.93 yds.			
1172	1257	1287	SH	17-22"	COL	11.5 sq. ft.			
1158	1243	1273							
1113	1198	1228							
1182	1267	1297							

†Dimensions shown above are for standard chairs only. Additional options will change dimensions.

hb™ with Fabric, Leather or Vinyl Back

Mid Back with Small Seat SIN # 711-18

- Choice of six 3D knit or mesh back colors, fabric, leather or vinyl with unlimited upholstered seat options.
- Available in mid back and high back with two seat and nine arm options.
- Molded seat foam.
- Additional options include seat slider (on E1, E7 and R3 controls only) and polished aluminum base.
- Rated up to 300 lbs. on mechanisms.



7106

Backed by Highmark's Lifetime warranty.
 Price Range: \$686 - \$1,386
 Lead Time: Express Ten Day Turnaround

*Bold type indicates a Good, Better or Best chair.			FABRIC / VINYL GRADES							
MODEL	CONTROL	ARMS	A COM COV	B	C	D	E	F	G	J
Mid Back										
7106 S2 Swivel Tilt										
		N/A No Arms	686	715	745	780	833	885	934	1012
		A40 Fixed "T" Arms	782	811	841	876	929	981	1030	1108
		A55 Height Adjustable Arms	797	826	856	891	944	996	1045	1123
		A56 Height and Width Adjustable Arms	831	860	890	925	978	1030	1079	1157
		A23 Height & Width Adj. Arms w/ Sliding & Lockable Pivot Pads	843	872	902	937	990	1042	1091	1169
		A60 Height Adjustable Arms – Black/Chrome	823	852	882	917	970	1022	1071	1149
		A61 Height and Width Adjustable Arms – Black/Chrome	857	886	916	951	1004	1056	1105	1183
		A57 Polished Aluminum Loop Arms w/ Urethane Cap	843	872	902	937	990	1042	1091	1169
		A58 Fixed Loop Arms	792	821	851	886	939	991	1040	1118
		A59 Polished Aluminum Loop Arms w/ Insert Pad	859	888	918	953	1006	1058	1107	1185
7106 E1 Basic Synchro Tilt										
		N/A No Arms	715	744	774	809	862	914	963	1041
		A40 Fixed "T" Arms	811	840	870	905	958	1010	1059	1137
		A55 Height Adjustable Arms	826	855	885	920	973	1025	1074	1152
		A56 Height and Width Adjustable Arms	860	889	919	954	1007	1059	1108	1186
		A23 Height & Width Adj. Arms w/ Sliding & Lockable Pivot Pads	872	901	931	966	1019	1071	1120	1198
		A60 Height Adjustable Arms – Black/Chrome	852	881	911	946	999	1051	1100	1178
		A61 Height and Width Adjustable Arms – Black/Chrome	886	915	945	980	1033	1085	1134	1212
		A57 Polished Aluminum Loop Arms w/ Urethane Cap	872	901	931	966	1019	1071	1120	1198
		A58 Fixed Loop Arms	821	850	880	915	968	1020	1069	1147
		A59 Polished Aluminum Loop Arms w/ Insert Pad	888	917	947	982	1035	1087	1136	1214
7106 K3 Knee Tilt										
		N/A No Arms	746	775	805	840	893	945	994	1072
		A40 Fixed "T" Arms	842	871	901	936	989	1041	1090	1168
		A55 Height Adjustable Arms	857	886	916	951	1004	1056	1105	1183
		A56 Height and Width Adjustable Arms	891	920	950	985	1038	1090	1139	1217
		A23 Height & Width Adj. Arms w/ Sliding & Lockable Pivot Pads	903	932	962	997	1050	1102	1151	1229
		A60 Height Adjustable Arms – Black/Chrome	883	912	942	977	1030	1082	1131	1209
		A61 Height and Width Adjustable Arms – Black/Chrome	917	946	976	1011	1064	1116	1165	1243
		A57 Polished Aluminum Loop Arms w/ Urethane Cap	903	932	962	997	1050	1102	1151	1229
		A58 Fixed Loop Arms	852	881	911	946	999	1051	1100	1178
		A59 Polished Aluminum Loop Arms w/ Insert Pad	919	948	978	1013	1066	1118	1167	1245
7106 R3 Body Balance										
		N/A No Arms	777	806	836	871	924	976	1025	1103
		A40 Fixed "T" Arms	873	902	932	967	1020	1072	1121	1199
		A55 Height Adjustable Arms	888	917	947	982	1035	1087	1136	1214
		A56 Height and Width Adjustable Arms	922	951	981	1016	1069	1121	1170	1248
		A23 Height & Width Adj. Arms w/ Sliding & Lockable Pivot Pads	934	963	993	1028	1081	1133	1182	1260
		A60 Height Adjustable Arms – Black/Chrome	914	943	973	1008	1061	1113	1162	1240
		A61 Height and Width Adjustable Arms – Black/Chrome	948	977	1007	1042	1095	1147	1196	1274
		A57 Polished Aluminum Loop Arms w/ Urethane Cap	934	963	993	1028	1081	1133	1182	1260
		A58 Fixed Loop Arms	883	912	942	977	1030	1082	1131	1209
		A59 Polished Aluminum Loop Arms w/ Insert Pad	950	979	1009	1044	1097	1149	1198	1276
7106 E7 Advanced Synchro Tilt with Side Tension Knob										
		N/A No Arms	777	806	836	871	924	976	1025	1103
		A40 Fixed "T" Arms	873	902	932	967	1020	1072	1121	1199
		A55 Height Adjustable Arms	888	917	947	982	1035	1087	1136	1214
		A56 Height and Width Adjustable Arms	922	951	981	1016	1069	1121	1170	1248
		A23 Height & Width Adj. Arms w/ Sliding & Lockable Pivot Pads	934	963	993	1028	1081	1133	1182	1260
		A60 Height Adjustable Arms – Black/Chrome	914	943	973	1008	1061	1113	1162	1240
		A61 Height and Width Adjustable Arms – Black/Chrome	948	977	1007	1042	1095	1147	1196	1274
		A57 Polished Aluminum Loop Arms w/ Urethane Cap	934	963	993	1028	1081	1133	1182	1260
		A58 Fixed Loop Arms	883	912	942	977	1030	1082	1131	1209
		A59 Polished Aluminum Loop Arms w/ Insert Pad	950	979	1009	1044	1097	1149	1198	1276

Add \$80 List for fully assembled chairs in carton.



7109

HB™ fully upholstered guest chair is the perfect companion to the HB™ or any conference or task chair.
See Page 66 or 114.

See Page 154 - 162 for full descriptions of arms, options and chair controls.

LEATHER GRADES			DIMENSIONS†			HOW TO ORDER		
3 COL Helvetia Basic	5 Helvetia Hampton	6 Green Hides Vulcano				Model # and Control:	7106 S2	
934	1076	1122	W	28.25"	BW	19.25"	Arm Option:	A55
1030	1172	1218	D	28.25"	BH	21.25"	Additional Options:	-
1045	1187	1233	H	37.25-42.25"	WT	33.6 lbs. Armless	Upholstery Option:	Insight Ebony
1079	1221	1267	SW	19.75"		41.8 lbs. w/Arms	7106 S2 A55 Insight Ebony = \$797	
1091	1233	1279	SD	18"	COM/COV	1.52 yds.	ARM OPTIONS	
1071	1213	1259	SH	16-21"	COL	28.8 sq. ft.	 A40 Fixed "T" Arms	
1105	1247	1293					 A55 Height Adjustable Arms	
1091	1233	1279					 A56 Height and Width Adjustable Arms	
1040	1182	1228					 A23 Height and Width Adjustable Arms with Sliding and Lockable Pivot Pads	
1107	1249	1295					 A60 Height Adjustable Arms – Black/Chrome	
963	1105	1151	W	28.25"	BW	19.25"	 A61 Height and Width Adjustable Arms – Black/Chrome	
1059	1201	1247	D	28.25"	BH	21.25"	 A57 Polished Aluminum Loop Arms with Urethane Cap	
1074	1216	1262	H	38.75-44"	WT	35.5 lbs. Armless	 A58 Fixed Loop Arms	
1108	1250	1296	SW	19.75"		43.7 lbs. w/Arms	 A59 Polished Aluminum Loop Arms with Insert Pad	
1120	1262	1308	SD	18"	COM/COV	1.52 yds.	ADDITIONAL OPTIONS	
1100	1242	1288	SH	17-22"	COL	28.8 sq. ft.	 B12 - Polished Aluminum	
1134	1276	1322					 W25 - Soft Wheel Caster	
1120	1262	1308					 W6 - 2 1/4" Glide	
1069	1211	1257					 S53 - Seat Slider for E1	
1136	1278	1324					 S54 - Seat Slider for E7	
994	1136	1182	W	28.25"	BW	19.25"	 S56 - Seat Slider for R3	
1090	1232	1278	D	28.25"	BH	21.25"	 UH - Upholstered Arm Pad for A23, A40, A55, A56, A60 and A61	
1105	1247	1293	H	37.75-42.75"	WT	35.8 lbs. Armless		
1139	1281	1327	SW	19.75"		44 lbs. w/Arms		
1151	1293	1339	SD	18"	COM/COV	1.52 yds.		
1131	1273	1319	SH	17-22"	COL	28.8 sq. ft.		
1165	1307	1353						
1151	1293	1339						
1100	1242	1288						
1167	1309	1355						
1025	1167	1213	W	28.25"	BW	19.25"		
1121	1263	1309	D	28.25"	BH	21.25"		
1136	1278	1324	H	38.75-43.75"	WT	36.8 lbs. Armless		
1170	1312	1358	SW	19.75"		45 lbs. w/Arms		
1182	1324	1370	SD	18"	COM/COV	1.52 yds.		
1162	1304	1350	SH	17-22"	COL	28.8 sq. ft.		
1196	1338	1384						
1182	1324	1370						
1131	1273	1319						
1198	1340	1386						

†Dimensions shown above are for standard chairs only. Additional options will change dimensions.

hb™ with Fabric, Leather or Vinyl Back

Mid Back SIN # 711-18

- Choice of six 3D knit or mesh back colors, fabric, leather or vinyl with unlimited upholstered seat options.
- Available in mid back and high back with two seat and nine arm options.
- Molded seat foam.
- Additional options include seat slider (on E1, E7 and R3 controls only) and polished aluminum base.
- Rated up to 300 lbs. on mechanisms.



7107

Backed by Highmark's Lifetime warranty.
 Price Range: \$733 - \$1,500
 Lead Time: Express Ten Day Turnaround

*Bold type indicates a Good, Better or Best chair.			FABRIC / VINYL GRADES							
MODEL	CONTROL	ARMS	A COM COV	B	C	D	E	F	G	J
Mid Back										
7107 S2 Swivel Tilt										
		N/A No Arms	733	767	813	865	927	1002	1066	1125
		A40 Fixed "T" Arms	833	867	913	965	1027	1102	1166	1225
		A55 Height Adjustable Arms	848	882	928	980	1042	1117	1181	1240
		A56 Height and Width Adjustable Arms	883	917	963	1015	1077	1152	1216	1275
		A23 Height & Width Adj. Arms w/ Sliding & Lockable Pivot Pads	896	930	976	1028	1090	1165	1229	1288
		A60 Height Adjustable Arms – Black/Chrome	874	908	954	1006	1068	1143	1207	1266
		A61 Height and Width Adjustable Arms – Black/Chrome	910	944	990	1042	1104	1179	1243	1302
		A57 Polished Aluminum Loop Arms w/ Urethane Cap	896	930	976	1028	1090	1165	1229	1288
		A58 Fixed Loop Arms	844	878	924	976	1038	1113	1177	1236
		A59 Polished Aluminum Loop Arms w/ Insert Pad	913	947	993	1045	1107	1182	1246	1305
7107 E1 Basic Synchro Tilt										
		N/A No Arms	766	800	846	898	960	1035	1099	1158
		A40 Fixed "T" Arms	866	900	946	998	1060	1135	1199	1258
		A55 Height Adjustable Arms	881	915	961	1013	1075	1150	1214	1273
		A56 Height and Width Adjustable Arms: BETTER, Task*	916	950	996	1048	1110	1185	1249	1308
		A23 Height & Width Adj. Arms w/ Sliding & Lockable Pivot Pads	929	963	1009	1061	1123	1198	1262	1321
		A60 Height Adjustable Arms – Black/Chrome	907	941	987	1039	1101	1176	1240	1299
		A61 Height and Width Adjustable Arms – Black/Chrome	943	977	1023	1075	1137	1212	1276	1335
		A57 Polished Aluminum Loop Arms w/ Urethane Cap	929	963	1009	1061	1123	1198	1262	1321
		A58 Fixed Loop Arms	877	911	957	1009	1071	1146	1210	1269
		A59 Polished Aluminum Loop Arms w/ Insert Pad	946	980	1026	1078	1140	1215	1279	1338
		A59 Polished Aluminum Loop Arms w/ Insert Pad,*	1046	1080	1126	1178	1240	1315	1379	1438
		Polished Aluminum Base: BETTER, Exec.								
7107 K3 Knee Tilt										
		N/A No Arms	797	831	877	929	991	1066	1130	1189
		A40 Fixed "T" Arms	897	931	977	1029	1091	1166	1230	1289
		A55 Height Adjustable Arms	912	946	992	1044	1106	1181	1245	1304
		A56 Height and Width Adjustable Arms	947	981	1027	1079	1141	1216	1280	1339
		A23 Height & Width Adj. Arms w/ Sliding & Lockable Pivot Pads	960	994	1040	1092	1154	1229	1293	1352
		A60 Height Adjustable Arms – Black/Chrome	938	972	1018	1070	1132	1207	1271	1330
		A61 Height and Width Adjustable Arms – Black/Chrome	974	1008	1054	1106	1168	1243	1307	1366
		A57 Polished Aluminum Loop Arms w/ Urethane Cap	960	994	1040	1092	1154	1229	1293	1352
		A58 Fixed Loop Arms	908	942	988	1040	1102	1177	1241	1300
		A59 Polished Aluminum Loop Arms w/ Insert Pad	977	1011	1057	1109	1171	1246	1310	1369
7107 R3 Body Balance										
		N/A No Arms	829	863	909	961	1023	1098	1162	1221
		A40 Fixed "T" Arms	929	963	1009	1061	1123	1198	1262	1321
		A55 Height Adjustable Arms	944	978	1024	1076	1138	1213	1277	1336
		A56 Height and Width Adjustable Arms	979	1013	1059	1111	1173	1248	1312	1371
		A23 Height & Width Adj. Arms w/ Sliding & Lockable Pivot Pads	992	1026	1072	1124	1186	1261	1325	1384
		A60 Height Adjustable Arms – Black/Chrome	970	1004	1050	1102	1164	1239	1303	1362
		A61 Height and Width Adjustable Arms – Black/Chrome	1006	1040	1086	1138	1200	1275	1339	1398
		A57 Polished Aluminum Loop Arms w/ Urethane Cap	992	1026	1072	1124	1186	1261	1325	1384
		A58 Fixed Loop Arms	940	974	1020	1072	1134	1209	1273	1332
		A59 Polished Aluminum Loop Arms w/ Insert Pad	1009	1043	1089	1141	1203	1278	1342	1401
7107 E7 Advanced Synchro Tilt with Side Tension Knob										
		N/A No Arms	829	863	909	961	1023	1098	1162	1221
		A40 Fixed "T" Arms	929	963	1009	1061	1123	1198	1262	1321
		A55 Height Adjustable Arms	944	978	1024	1076	1138	1213	1277	1336
		A56 Height and Width Adjustable Arms	979	1013	1059	1111	1173	1248	1312	1371
		A23 Height & Width Adj. Arms w/ Sliding & Lockable Pivot Pads	992	1026	1072	1124	1186	1261	1325	1384
		A60 Height Adjustable Arms – Black/Chrome	970	1004	1050	1102	1164	1239	1303	1362
		A61 Height and Width Adjustable Arms – Black/Chrome	1006	1040	1086	1138	1200	1275	1339	1398
		A57 Polished Aluminum Loop Arms w/ Urethane Cap	992	1026	1072	1124	1186	1261	1325	1384
		A58 Fixed Loop Arms	940	974	1020	1072	1134	1209	1273	1332
		A59 Polished Aluminum Loop Arms w/ Insert Pad	1009	1043	1089	1141	1203	1278	1342	1401

Add \$80 List for fully assembled chairs in carton.



7109

HB™ fully upholstered guest chair is the perfect companion to the HB™ or any conference or task chair.
See Page 66 or 114.



See Page 154 - 162 for full descriptions of arms, options and chair controls.

LEATHER GRADES						DIMENSIONS†		HOW TO ORDER	
3 COL Helvetia Basic	5 Helvetia Hampton	6 Green Hides Vulcano						Model # and Control:	7107 S2
990	1137	1187	W	28.5"	BW	19.25"		Arm Option:	A55
1090	1237	1287	D	28.5"	BH	21.25"		Additional Options:	-
1105	1252	1302	H	37.25-42.25"	WT	34.2 lbs. Armless		Upholstery Option:	Insight Ebony
1140	1287	1337	SW	20.5"		42.4 lbs. w/Arms		7107 S2 A55 Insight Ebony = \$848	
1153	1300	1350	SD	19.25"	COM/COV	1.52 yds.		ARM OPTIONS	
1131	1278	1328	SH	16-21"	COL	28.8 sq. ft.		 A40 Fixed "T" Arms	
1167	1314	1364						 A55 Height Adjustable Arms	
1153	1300	1350						 A56 Height and Width Adjustable Arms	
1101	1248	1298						 A23 Height and Width Adjustable Arms with Sliding and Lockable Pivot Pads	
1170	1317	1367						 A60 Height Adjustable Arms - Black/Chrome	
1023	1170	1220	W	28.5"	BW	19.25"		 A61 Height and Width Adjustable Arms - Black/Chrome	
1123	1270	1320	D	28.5"	BH	21.25"		 A57 Polished Aluminum Loop Arms with Urethane Cap	
1138	1285	1335	H	38.75-44"	WT	36.1 lbs. Armless		 A58 Fixed Loop Arms	
1173	1320	1370	SW	20.5"		44.3 lbs. w/Arms		 A59 Polished Aluminum Loop Arms with Insert Pad	
1186	1333	1383	SD	19.25"	COM/COV	1.52 yds.			
1164	1311	1361	SH	17-22"	COL	28.8 sq. ft.			
1200	1347	1397							
1186	1333	1383							
1134	1281	1331							
1203	1350	1400							
1303	1450	1500							
1054	1201	1251	W	28.5"	BW	19.25"			
1154	1301	1351	D	28.5"	BH	21.25"			
1169	1316	1366	H	37.75-42.75"	WT	36.4 lbs. Armless			
1204	1351	1401	SW	20.5"		44.6 lbs. w/Arms			
1217	1364	1414	SD	19.25"	COM/COV	1.52 yds.			
1195	1342	1392	SH	17-22"	COL	28.8 sq. ft.			
1231	1378	1428							
1217	1364	1414							
1165	1312	1362							
1234	1381	1431							
1086	1233	1283	W	28.5"	BW	19.25"			
1186	1333	1383	D	28.5"	BH	21.25"			
1201	1348	1398	H	36.25-40.25"	WT	37 lbs. Armless			
1236	1383	1433	SW	20.5"		45.2 lbs. w/Arms			
1249	1396	1446	SD	19.25"	COM/COV	1.52 yds.			
1227	1374	1424	SH	16-20"	COL	28.8 sq. ft.			
1263	1410	1460							
1249	1396	1446							
1197	1344	1394							
1266	1413	1463							
1086	1233	1283	W	28.5"	BW	19.25"			
1186	1333	1383	D	28.5"	BH	21.25"			
1201	1348	1398	H	38.75-43.75"	WT	37.4 lbs. Armless			
1236	1383	1433	SW	20.5"		45.6 lbs. w/Arms			
1249	1396	1446	SD	19.25"	COM/COV	1.52 yds.			
1227	1374	1424	SH	17-22"	COL	28.8 sq. ft.			
1263	1410	1460							
1249	1396	1446							
1197	1344	1394							
1266	1413	1463							
								ADDITIONAL OPTIONS	
								 BASE (Add \$100) B12 - Polished Aluminum	
								 SOFT WHEEL CASTER & GLIDE (Set of 5 - Add \$30) W25 - Soft Wheel Caster W6 - 2 1/4" Glide	
								 SEAT SLIDERS (Add \$79) S53 - Seat Slider for E1 S54 - Seat Slider for E7 S56 - Seat Slider for R3	
								 UPHOLSTERED ARM PAD (Add \$45) UH - Upholstered Arm Pad for A23, A40, A55, A56, A60 and A61	

†Dimensions shown above are for standard chairs only. Additional options will change dimensions.

hb™ with Fabric, Leather or Vinyl Back

High Back SIN # 711-18

- Choice of six 3D knit or mesh back colors, fabric, leather or vinyl with unlimited upholstered seat options.
- Available in mid back and high back with two seat and nine arm options.
- Molded seat foam.
- Additional options include seat slider (on E1, E7 and R3 controls only) and polished aluminum base.
- Rated up to 300 lbs. on mechanisms.



7110

Backed by Highmark's Lifetime warranty.
 Price Range: \$822 - \$1,649
 Lead Time: Express Ten Day Turnaround

*Bold type indicates a Good, Better or Best chair.			FABRIC / VINYL GRADES								
MODEL	CONTROL	ARMS	A COM COV	B	C	D	E	F	G	J	
High Back											
7110 S2 Swivel Tilt											
		N/A No Arms	822	856	902	954	1016	1091	1155	1214	
		A40 Fixed "T" Arms	922	956	1002	1054	1116	1191	1254	1318	1377
		A55 Height Adjustable Arms	937	971	1017	1069	1131	1206	1270	1332	1394
		A56 Height and Width Adjustable Arms	972	1006	1052	1104	1166	1241	1305	1364	1428
		A23 Height & Width Adj. Arms w/ Sliding & Lockable Pivot Pads	985	1019	1065	1117	1179	1254	1318	1377	1441
		A60 Height Adjustable Arms – Black/Chrome	963	997	1043	1095	1157	1232	1296	1355	1419
		A61 Height and Width Adjustable Arms – Black/Chrome	999	1033	1079	1131	1193	1268	1332	1391	1455
		A57 Polished Aluminum Loop Arms w/ Urethane Cap	985	1019	1065	1117	1179	1254	1318	1377	1441
		A58 Fixed Loop Arms	933	967	1013	1065	1127	1202	1266	1325	1389
		A59 Polished Aluminum Loop Arms w/ Insert Pad	1002	1036	1082	1134	1196	1271	1335	1394	1458
7110 E1 Basic Synchro Tilt											
		N/A No Arms	855	889	935	987	1049	1124	1188	1247	
		A40 Fixed "T" Arms	955	989	1035	1087	1149	1224	1288	1347	1406
		A55 Height Adjustable Arms	970	1004	1050	1102	1164	1239	1303	1362	1421
		A56 Height and Width Adjustable Arms	1005	1039	1085	1137	1199	1274	1338	1397	1456
		A23 Height & Width Adj. Arms w/ Sliding & Lockable Pivot Pads	1018	1052	1098	1150	1212	1287	1351	1410	1469
		A60 Height Adjustable Arms – Black/Chrome	996	1030	1076	1128	1190	1265	1329	1388	1447
		A61 Height and Width Adjustable Arms – Black/Chrome	1032	1066	1112	1164	1226	1301	1365	1424	1483
		A57 Polished Aluminum Loop Arms w/ Urethane Cap	1018	1052	1098	1150	1212	1287	1351	1410	1469
		A58 Fixed Loop Arms	966	1000	1046	1098	1160	1235	1299	1358	1417
		A59 Polished Aluminum Loop Arms w/ Insert Pad	1035	1069	1115	1167	1229	1304	1368	1427	1486
7110 K3 Knee Tilt											
		N/A No Arms	886	920	966	1018	1080	1155	1219	1278	
		A40 Fixed "T" Arms	986	1020	1066	1118	1180	1255	1319	1378	1437
		A55 Height Adjustable Arms	1001	1035	1081	1133	1195	1270	1334	1393	1452
		A56 Height and Width Adjustable Arms	1036	1070	1116	1168	1230	1305	1369	1428	1487
		A23 Height & Width Adj. Arms w/ Sliding & Lockable Pivot Pads	1049	1083	1129	1181	1243	1318	1382	1441	1500
		A60 Height Adjustable Arms – Black/Chrome	1027	1061	1107	1159	1221	1296	1360	1419	1478
		A61 Height and Width Adjustable Arms – Black/Chrome	1063	1097	1143	1195	1257	1332	1396	1455	1514
		A57 Polished Aluminum Loop Arms w/ Urethane Cap	1049	1083	1129	1181	1243	1318	1382	1441	1500
		A58 Fixed Loop Arms	997	1031	1077	1129	1191	1266	1330	1389	1448
		A59 Polished Aluminum Loop Arms w/ Insert Pad	1066	1100	1146	1198	1260	1335	1399	1458	1517
7110 R3 Body Balance											
		N/A No Arms	918	952	998	1050	1112	1187	1251	1310	
		A40 Fixed "T" Arms	1018	1052	1098	1150	1212	1287	1351	1410	1469
		A55 Height Adjustable Arms	1033	1067	1113	1165	1227	1302	1366	1425	1484
		A56 Height and Width Adjustable Arms	1068	1102	1148	1200	1262	1337	1401	1460	1519
		A23 Height & Width Adj. Arms w/ Sliding & Lockable Pivot Pads	1081	1115	1161	1213	1275	1350	1414	1473	1532
		A60 Height Adjustable Arms – Black/Chrome	1059	1093	1139	1191	1253	1328	1392	1451	1510
		A61 Height and Width Adjustable Arms – Black/Chrome	1095	1129	1175	1227	1289	1364	1428	1487	1546
		A61 Height and Width Adjustable Arms – Black/ Chrome,*	1195	1229	1275	1327	1389	1464	1528	1587	1646
		Polished Aluminum Base: BEST, Exec.									
		A57 Polished Aluminum Loop Arms w/ Urethane Cap	1081	1115	1161	1213	1275	1350	1414	1473	1532
A58 Fixed Loop Arms	1029	1063	1109	1161	1223	1298	1362	1421	1480		
A59 Polished Aluminum Loop Arms w/ Insert Pad	1098	1132	1178	1230	1292	1367	1431	1490	1549		
7110 E7 Advanced Synchro Tilt with Side Tension Knob											
		N/A No Arms	918	952	998	1050	1112	1187	1251	1310	
		A40 Fixed "T" Arms	1018	1052	1098	1150	1212	1287	1351	1410	1469
		A55 Height Adjustable Arms	1033	1067	1113	1165	1227	1302	1366	1425	1484
		A56 Height and Width Adjustable Arms	1068	1102	1148	1200	1262	1337	1401	1460	1519
		A23 Height & Width Adj. Arms w/ Sliding & Lockable Pivot Pads	1081	1115	1161	1213	1275	1350	1414	1473	1532
		A60 Height Adjustable Arms – Black/Chrome	1059	1093	1139	1191	1253	1328	1392	1451	1510
		A61 Height and Width Adjustable Arms – Black/Chrome	1095	1129	1175	1227	1289	1364	1428	1487	1546
		A57 Polished Aluminum Loop Arms w/ Urethane Cap	1081	1115	1161	1213	1275	1350	1414	1473	1532
		A58 Fixed Loop Arms	1029	1063	1109	1161	1223	1298	1362	1421	1480
		A59 Polished Aluminum Loop Arms w/ Insert Pad	1098	1132	1178	1230	1292	1367	1431	1490	1549

Add \$80 List for fully assembled chairs in carton.



7109

HB™ fully upholstered guest chair is the perfect companion to the HB™ or any conference or task chair.
See Page 66 or 114.



See Page 154 - 162 for full descriptions of arms, options and chair controls.

LEATHER GRADES			DIMENSIONS†			HOW TO ORDER		
3 COL Helvetia Basic	5 Helvetia Hampton	6 Green Hides Vulcano				Model # and Control:	7110 S2	
1079	1226	1276	W	28.5"	BW	19.25"	Arm Option:	A55
1179	1326	1376	D	28.5"	BH	27.25"	Additional Options:	-
1194	1341	1391	H	43.25-48.25"	WT	35.2 lbs. Armless	Upholstery Option:	Insight Ebony
1229	1376	1426	SW	20.5"		43.4 lbs. w/Arms	7110 S2 A55 Insight Ebony = \$937	
1242	1389	1439	SD	19.25"	COM/COV	1.73 yds.	ARM OPTIONS	
1220	1367	1417	SH	16-21"	COL	28.8 sq. ft.	 A40 Fixed "T" Arms	
1256	1403	1453					 A55 Height Adjustable Arms	
1242	1389	1439					 A56 Height and Width Adjustable Arms	
1190	1337	1387					 A23 Height and Width Adjustable Arms with Sliding and Lockable Pivot Pads	
1259	1406	1456					 A60 Height Adjustable Arms - Black/Chrome	
1112	1259	1309	W	28.5"	BW	19.25"	 A61 Height and Width Adjustable Arms - Black/Chrome	
1212	1359	1409	D	28.5"	BH	27.25"	 A57 Polished Aluminum Loop Arms with Urethane Cap	
1227	1374	1424	H	44.25-49.25"	WT	37.1 lbs. Armless	 A58 Fixed Loop Arms	
1262	1409	1459	SW	20.5"		45.3 lbs. w/Arms	ADDITIONAL OPTIONS	
1275	1422	1472	SD	19.25"	COM/COV	1.73 yds.	 A59 Polished Aluminum Loop Arms with Insert Pad	
1253	1400	1450	SH	17-22"	COL	28.8 sq. ft.	 BASE (Add \$100) B12 - Polished Aluminum	
1289	1436	1486					 SOFT WHEEL CASTER & GLIDE (Set of 5 - Add \$30) W25 - Soft Wheel Caster W6 - 2 1/4" Glide	
1275	1422	1472					 SEAT SLIDERS (Add \$79) S53 - Seat Slider for E1 S54 - Seat Slider for E7 S56 - Seat Slider for R3	
1223	1370	1420					 UPHOLSTERED ARM PAD (Add \$45) UH - Upholstered Arm Pad for A23, A40, A55, A56, A60 and A61	
1292	1439	1489						
1143	1290	1340	W	28.5"	BW	19.25"		
1243	1390	1440	D	28.5"	BH	27.25"		
1258	1405	1455	H	43.75-48.75"	WT	37.4 lbs. Armless		
1293	1440	1490	SW	20.5"		45.6 lbs. w/Arms		
1306	1453	1503	SD	19.25"	COM/COV	1.73 yds.		
1284	1431	1481	SH	17-22"	COL	28.8 sq. ft.		
1320	1467	1517						
1306	1453	1503						
1254	1401	1451						
1323	1470	1520						
1175	1322	1372	W	28.5"	BW	19.25"		
1275	1422	1472	D	28.5"	BH	27.25"		
1290	1437	1487	H	44.75-49.75"	WT	38.4 lbs. Armless		
1325	1472	1522	SW	20.5"		46.6 lbs. w/Arms		
1338	1485	1535	SD	19.25"	COM/COV	1.73 yds.		
1316	1463	1513	SH	17-22"	COL	28.8 sq. ft.		
1352	1499	1549						
1338	1485	1535						
1286	1433	1483						
1355	1502	1552						
1175	1322	1372	W	28.5"	BW	19.25"		
1275	1422	1472	D	28.5"	BH	27.25"		
1290	1437	1487	H	44.75-49.75"	WT	38.4 lbs. Armless		
1325	1472	1522	SW	20.5"		46.6 lbs. w/Arms		
1338	1485	1535	SD	19.25"	COM/COV	1.73 yds.		
1316	1463	1513	SH	17-22"	COL	28.8 sq. ft.		
1352	1499	1549						
1338	1485	1535						
1286	1433	1483						
1355	1502	1552						

†Dimensions shown above are for standard chairs only. Additional options will change dimensions.









Guest/Stacking SIN # 711-19

- Knit, mesh back or fully upholstered side chair with two arm options or without arms.
- Wall saver frame in silver or black.
- Molded seat foam.
- Ganging device option available.
- Rated up to 300 lbs. with glides.






Backed by Highmark's Lifetime warranty.
 Price Range: \$468 - \$1150
 Lead Time: 48-Hour Speed Ship* or Express Ten Day Turnaround

* Bold type indicates a Good, Better or Best chair. *Mesh and black knit only.				FABRIC / VINYL GRADES									
MODEL	FRAME COLOR	ARMS	GLIDES	A COM COV	B	C	D	E	F	G	J		
Mesh Back													
	7112M	BF or SF	N/A	W32: GOOD*	468	484	502	532	561	595	624	663	
	7109M	BF or SF	A58	W32	574	590	608	638	667	701	730	769	
	7109M	BF or SF	A59	W32	640	656	674	704	733	767	796	835	
Knit Back													
	7112K	BF or SF	N/A	W32	473	489	507	537	566	600	629	668	
	7109K	BF or SF	A58	W32: BETTER*	579	595	613	643	672	706	735	774	
	7109K	BF or SF	A59	W32	645	661	679	709	738	772	801	840	
Upholstered Back and Seat													
	7112	BF or SF	N/A	W32	544	573	603	638	690	743	791	868	
	7109	BF or SF	A58	W32	650	679	709	744	796	849	897	974	
	7109	BF or SF	A59	W32: BEST*	716	745	775	810	862	915	963	1040	

- Mesh Back Colors:**
- Black (MBK)
 - Tan (MTN)
 - Green (MGR)
 - White (MWH)
 - Orange (MOR)
 - Charcoal (MCC)
- Knit Back Colors:**
- Black (3BK)
 - Tan (3TN)
 - Green (3GR)
 - White (3WH)
 - Orange (3OR)
 - Charcoal (3CC)

Please view knit and mesh back colors at: www.highmarkergo.com/products/highmark-seating/body-balance/hb

See Page 154 - 162 for full descriptions of arms, options and chair controls.

LEATHER GRADES			DIMENSIONS [†]		HOW TO ORDER		
3 COL Helvetia Basic	5 Helvetia Hampton	6 Green Hides Vulcano			Model # and Control:	7109K	
624	704	733	W	20.5" Armless 24.5" w/Arms	BW	19"	
			D	23.75"	BH	18.25"	
			H	36.25"	WT	31.1 lbs. Armless 38.5 lbs. w/Arms	
			SW	20.5"	COM/COV	0.93 yds.	
			SD	18.25"	COL	12.5 sq. ft.	
			SH	18"			
730 796	810 876	839 905					Frame Finish: BF Knit Back Color: 3BK Arm Option: A58 Additional Options: - Upholstery Option: Insight Ebony <hr/> 7109K BF 3BK A58 Insight Ebony = \$579
ARM OPTIONS							
							
			A58 Fixed Loop Arms		A59 Polished Aluminum Loop Arms with Insert Pad		
ADDITIONAL OPTIONS							
							
			GANGING DEVICE (Add \$30) GD2 - 2 Pair Per Set				
629	709	738	W	20.5" Armless 24.5" w/Arms	BW	19"	
			D	23.75"	BH	18.25"	
			H	36.25"	WT	31.1 lbs. Armless 38.5 lbs. w/Arms	
			SW	20.5"	COM/COV	0.93 yds.	
			SD	18.25"	COL	12.5 sq. ft.	
			SH	18"			
735	815	844					
801	881	910					
791	932	978	W	20.5" Armless 24.5" w/Arms	BW	19.25"	
			D	23.75"	BH	18.5"	
			H	36.5"	WT	31.6 lbs. Armless 39 lbs. w/Arms	
			SW	20.5"	COM/COV	1.72 yds.	
			SD	18.25"	COL	28.8 sq. ft.	
			SH	18"			
897	1038	1084					
963	1104	1150					

[†]Dimensions shown above are for standard chairs only. Additional options will change dimensions.

insync® with Knit Back

Mid Back, High Back and Stool SIN # 711-18

- Choice of fifteen knit back colors, fabric, leather or vinyl with unlimited upholstered seat options.
- Body Balance Control
- Offered with five different arm options.
- Additional options include a stool version, adjustable lumbar and polished aluminum base.
- Rated up to 300 lbs. on mechanisms and has an available Heavy-Duty option.



Backed by Highmark's Lifetime warranty.
 Price Range: \$892 - \$1,718
 Lead Time: 48-Hour Speed Ship* or Express Ten Day Turnaround

				SEAT FABRIC / VINYL GRADES							
MODEL	CONTROL	ARMS		A COM COV	B	C	D	E	F	G	J
* Bold type indicates a Good, Better or Best chair. † Black knit only.											
Mid Back											
307	R1	Body Balance									
		N/A	No Arms	892	928	962	999	1036	1083	1146	1170
		A1	Fixed Arms	981	1017	1051	1088	1125	1172	1235	1259
		A6	Height Adjustable Arms: GOOD, Task*	981	1017	1051	1088	1125	1172	1235	1259
		A4	Height Adjustable Arms – Black/Chrome	1008	1044	1078	1115	1152	1199	1262	1286
		A2	Height and Width Adjustable Arms with Sliding and Pivot Pads	1060	1096	1130	1167	1204	1251	1314	1338
		A3	Height and Width Adjustable Arms with Sliding and Pivot Pads – Black/Chrome	1086	1122	1156	1193	1230	1277	1340	1364
High Back											
310	R1	Body Balance									
		N/A	No Arms	953	989	1023	1060	1097	1144	1207	1231
		A1	Fixed Arms	1042	1078	1112	1149	1186	1233	1296	1320
		A6	Height Adjustable Arms: GOOD, Exec.*	1042	1078	1112	1149	1186	1233	1296	1320
		A4	Height Adjustable Arms – Black/Chrome	1069	1105	1139	1176	1213	1260	1323	1347
		A2	Height and Width Adjustable Arms with Sliding and Pivot Pads	1121	1157	1191	1228	1265	1312	1375	1399
		A2	Height and Width Adjustable Arms with Sliding and Pivot* Pads, Lumbar Support, Polished Aluminum Base: BEST, Task	1311	1347	1381	1418	1455	1502	1565	1589
		A3	Height and Width Adjustable Arms with Sliding and Pivot Pads – Black/Chrome	1147	1183	1217	1254	1291	1338	1401	1425
Mid Height / Counter Height											
319	R1	G5 / G6	Body Balance								
		N/A	No Arms	1057	1093	1127	1164	1201	1248	1311	1335
		A1	Fixed Arms	1146	1182	1216	1253	1290	1337	1400	1424
		A6	Height Adjustable Arms	1146	1182	1216	1253	1290	1337	1400	1424
		A4	Height Adjustable Arms – Black/Chrome	1173	1209	1243	1280	1317	1364	1427	1451
		A2	Height and Width Adjustable Arms with Sliding and Pivot Pads	1225	1261	1295	1332	1369	1416	1479	1503
		A3	Height and Width Adjustable Arms with Sliding and Pivot Pads – Black/Chrome	1251	1287	1321	1358	1395	1442	1505	1529

All Mid Height Stools are standard with a 8" cylinder (G5) and 20" Footring (F2).
 All Counter Height Stools are standard with a 10" cylinder (G6) and 20" Footring (F2).

Knit Back Colors:

- Black (KBK)
- Pewter (KPT)
- Splash (KSP)
- Garden (KGD)
- Latte (KLT)
- White (KWH)
- Chocolate (KCH)
- Caramel (KCM)
- Java (KJV)
- Silver (KSL)
- Orange (KOR)
- Fern (KFN)
- Lime (KLM)
- Midnight (KMN)
- Lipstick (KLS)

Memo: Samples are available on all knit colors

Please view knit back colors at: www.highmarkergo.com/products/highmark-seating/body-balance/insync

Add \$80 List for fully assembled chairs in carton.



See Page 154 - 162 for full descriptions of arms, options and chair controls.

LEATHER GRADES			DIMENSIONS†			
3 COL Helvetia Basic	5 Helvetia Hampton	6 Green Hides Vulcano				
1060	1173	1299	W	27.5"	BW	19.5"
1149	1262	1388	D	27.5"	BH	19.75"
1149	1262	1388	H	36.75-42"	WT	50 lbs. Armless
1176	1289	1415	SW	19.5"		55 lbs. w/Arms
1228	1341	1467	SD	18"	COM/COV	0.93 yds.
			SH	17-22.5"	COL	13.8 sq. ft.
1254	1367	1493				
1121	1234	1360	W	27.5"	BW	19.5"
1210	1323	1449	D	27.5"	BH	23.75"
1210	1323	1449	H	40.75-46"	WT	52 lbs. Armless
1237	1350	1476	SW	19.5"		57 lbs. w/Arms
1289	1402	1528	SD	18"	COM/COV	0.93 yds.
			SH	17-22.5"	COL	13.8 sq. ft.
1479	1592	1718				
1315	1428	1554				
1225	1338	1464	W	27.5"	BW	19.5"
1314	1427	1553	D	27.5"	BH	19.75"
1314	1427	1553	H	42.5-49.75" (G5)	WT	54 lbs. Armless (G5)
1341	1454	1580	H	46-56" (G6)		59 lbs. w/Arms (G5)
1393	1506	1632	SW	19.5"		55 lbs. Armless (G6)
			SD	18"		60 lbs. w/Arms (G6)
1419	1532	1658	SH	23-30.25" (G5)	COM/COV	0.93 yds.
			SH	26.5-37" (G6)	COL	13.8 sq. ft.

†Dimensions shown above are for standard chairs only. Additional options will change dimensions.

HOW TO ORDER

Model # and Control: 307 R1
 Knit Back Option: KBK
 Arm Option: A1
 Additional Options: B12
 Seat Upholstery Option: Insight Ebony
307 R1 KBK A1 B12 Insight Ebony = \$1,081

ARM OPTIONS



A1
Fixed Arms



A6
Height Adjustable Arms with FS Pad



A4
Height Adjustable Arms with FS Pad - Black/Chrome



A2
Height and Width Adjustable Arms with Sliding and Pivot Pads



A3
Height and Width Adjustable Arms with Sliding and Pivot Pads - Black/Chrome

ADDITIONAL OPTIONS



BASE
(Add \$100)
B12 - Polished Aluminum



SOFT WHEEL CASTERS & GLIDES
(Set of 5 - Add \$30)
W25 - Soft Wheel Caster
W6 - 2 1/4" Glide
W50 - Reverse Braking Hard Wheel Caster
W51 - Reverse Braking Soft Wheel Caster



LUMBAR SUPPORT
(Add \$90)
L4 - Adjustable Lumbar



SIT-TO-STAND
(Add \$150)
STS1 - 7" G10 Cylinder
***STS3** - 8" G15 Cylinder
***STS4** - 9" G16 Cylinder
*(available 3rd quarter of 2017)



24/7 HEAVY-DUTY UPGRADE
(Add \$80)

For recommended Heavy-Duty Fabrics, see page 153.

For all Sit-To-Stand chair specifications, see page 163.

insync® with Fabric Back







Mid Back, High Back and Stool SIN # 711-18

- Choice of fifteen knit back colors, fabric, leather or vinyl with unlimited upholstered seat options.
- Body Balance Control
- Offered with five different arm options.
- Additional options include a stool version, adjustable lumbar and polished aluminum base.
- Rated up to 300 lbs. on mechanisms and has an available Heavy-Duty option.



Backed by Highmark's Lifetime warranty.
 Price Range: \$971 - \$1,768
 Lead Time: Express Ten Day Turnaround

***Bold type indicates a Good, Better or Best chair.**










				FABRIC GRADES							
MODEL	CONTROL	ARMS		A COM COV	B	C	D	E	F	G	J
Mid Back											
307F	R1	Body Balance									
		N/A	No Arms	971	1017	1064	1115	1184	1253	1310	1408
		A1	Fixed Arms	1060	1106	1153	1204	1273	1342	1399	1497
		A6	Height Adjustable Arms	1060	1106	1153	1204	1273	1342	1399	1497
		A4	Height Adjustable Arms – Black/Chrome	1087	1133	1180	1231	1300	1369	1426	1524
		A2	Height and Width Adjustable Arms with Sliding* and Pivot Pads: BETTER, Task	1139	1185	1232	1283	1352	1421	1478	1576
		A3	Height and Width Adjustable Arms with Sliding and Pivot Pads – Black/Chrome	1165	1211	1258	1309	1378	1447	1504	1602
High Back											
310F	R1	Body Balance									
		N/A	No Arms	1009	1055	1102	1153	1222	1291	1348	1446
		A1	Fixed Arms	1098	1144	1191	1242	1311	1380	1437	1535
		A6	Height Adjustable Arms	1098	1144	1191	1242	1311	1380	1437	1535
		A4	Height Adjustable Arms – Black/Chrome	1125	1171	1218	1269	1338	1407	1464	1562
		A2	Height and Width Adjustable Arms with Sliding and Pivot Pads	1177	1223	1270	1321	1390	1459	1516	1614
		A3	Height and Width Adjustable Arms with Sliding and Pivot Pads – Black/Chrome	1203	1249	1296	1347	1416	1485	1542	1640
Mid Height / Counter Height											
319F	R1	G5 / G6	Body Balance								
		N/A	No Arms	1137	1183	1230	1281	1350	1419	1476	1574
		A1	Fixed Arms	1226	1272	1319	1370	1439	1508	1565	1663
		A6	Height Adjustable Arms	1226	1272	1319	1370	1439	1508	1565	1663
		A4	Height Adjustable Arms – Black/Chrome	1253	1299	1346	1397	1466	1535	1592	1690
		A2	Height and Width Adjustable Arms with Sliding and Pivot Pads	1305	1351	1398	1449	1518	1587	1644	1742
		A3	Height and Width Adjustable Arms with Sliding and Pivot Pads – Black/Chrome	1331	1377	1424	1475	1544	1613	1670	1768

All Mid Height Stools are standard with a 8" cylinder (G5) and 20" Footring (F2).
 All Counter Height Stools are standard with a 10" cylinder (G6) and 20" Footring (F2).

Add \$80 List for fully assembled chairs in carton.



See Page 154 - 162 for full descriptions of arms, options and chair controls.

DIMENSIONS [†]				HOW TO ORDER	
				Model # and Control:	307F R1
				Arm Option:	A1
				Additional Options:	B12
				Upholstery Option:	Insight Ebony
				307F R1 A1 B12 Insight Ebony = \$1,160	
DIMENSIONS [†]				ARM OPTIONS	
W	27.5"	BW	19.5"		
D	27.5"	BH	19.75"	A1	A6
H	36.75-42"	WT	50 lbs. Armless	Fixed Arms	Height Adjustable Arms with FS Pad
SW	19.5"		55 lbs. w/Arms		
SD	18"	COM	1.89 yds.	A4	A2
SH	17-22.5"			Height Adjustable Arms with FS Pad - Black/Chrome	Height and Width Adjustable Arms with Sliding and Pivot Pads
					
W	27.5"	BW	19.5"	A3	
D	27.5"	BH	19.75"	Height and Width Adjustable Arms with Sliding and Pivot Pads - Black/Chrome	
H	40.75-46"	WT	52 lbs. Armless		
SW	19.5"		57 lbs. w/Arms		
SD	18"	COM	1.92 yds.		
SH	17-22.5"				
				ADDITIONAL OPTIONS	
W	27.5"	BW	19.5"		
D	27.5"	BH	19.75"	BASE	SOFT WHEEL CASTERS & GLIDES
H	42.5-49.75" (G5)	WT	54 lbs. Armless (G5)	(Add \$100)	(Set of 5 - Add \$30)
H	46-56" (G6)		59 lbs. w/Arms (G5)	B12 - Polished Aluminum	W25 - Soft Wheel Caster
SW	19.5"		55 lbs. Armless (G6)		W6 - 2 1/4" Glide
SD	18"		60 lbs. w/Arms (G6)		
SH	23-30.25" (G5)	COM	1.89 yds.		
SH	26.5-37" (G6)			24/7 HEAVY-DUTY UPGRADE	SIT-TO-STAND
				(Add \$80)	(Add \$150)
					STS1 - 7" G10 Cylinder
					*STS3 - 8" G15 Cylinder
					*STS4 - 9" G16 Cylinder
					*(available 3rd quarter of 2017)

[†]Dimensions shown above are for standard chairs only. Additional options will change dimensions.

For recommended Heavy-Duty Fabrics, see page 153.

For all Sit-To-Stand chair specifications, see page 163.

insync® with Leather or Vinyl Back

Mid Back, High Back and Stool SIN # 711-18

- Choice of fifteen knit back colors, fabric, leather or vinyl with unlimited upholstered seat options.
- Body Balance Control
- Offered with five different arm options.
- Additional options include a stool version, adjustable lumbar and polished aluminum base.
- Rated up to 300 lbs. on mechanisms and has an available Heavy-Duty option.



Backed by Highmark's Lifetime warranty.
 Price Range: \$1,158 - \$2,014
 Lead Time: Express Ten Day Turnaround

*Bold type indicates a Good, Better or Best chair.

MODEL	CONTROL	ARMS	A COM COV	VINYL GRADES							
				B	C	D	E	F	G	J	
Mid Back											
307L	R1	Body Balance									
		N/A No Arms	1158	1170	1183	1204	1299	1371	1435	1563	
		A1 Fixed Arms: BETTER, Exec.*	1247	1259	1272	1293	1388	1460	1524	1652	
		A6 Height Adjustable Arms	1247	1259	1272	1293	1388	1460	1524	1652	
		A4 Height Adjustable Arms – Black/Chrome	1274	1286	1299	1320	1415	1487	1551	1679	
		A2 Height and Width Adjustable Arms with Sliding and Pivot Pads	1326	1338	1351	1372	1467	1539	1603	1731	
		A3 Height and Width Adjustable Arms with Sliding and Pivot Pads – Black/Chrome	1352	1364	1377	1398	1493	1565	1629	1757	
High Back											
310L	R1	Body Balance									
		N/A No Arms	1209	1221	1234	1255	1350	1422	1486	1614	
		A1 Fixed Arms	1298	1310	1323	1344	1439	1511	1575	1703	
		A6 Height Adjustable Arms	1298	1310	1323	1344	1439	1511	1575	1703	
		A4 Height Adjustable Arms – Black/Chrome	1325	1337	1350	1371	1466	1538	1602	1730	
		A2 Height and Width Adjustable Arms with Sliding and Pivot Pads	1377	1389	1402	1423	1518	1590	1654	1782	
		A3 Height and Width Adjustable Arms with Sliding and Pivot Pads – Black/Chrome	1403	1415	1428	1449	1544	1616	1680	1808	
		A3 Height and Width Adjustable Arms with Sliding and Pivot* Pads – Black/Chrome, Polished Aluminum Base: BEST, Exec.	1503	1515	1528	1549	1644	1716	1780	1908	
Mid Height / Counter Height											
319L	R1	G5 / G6 Body Balance									
		N/A No Arms	1331	1343	1356	1377	1472	1544	1608	1736	
		A1 Fixed Arms	1420	1432	1445	1466	1561	1633	1697	1825	
		A6 Height Adjustable Arms	1420	1432	1445	1466	1561	1633	1697	1825	
		A4 Height Adjustable Arms – Black/Chrome	1447	1459	1472	1493	1588	1660	1724	1852	
		A2 Height and Width Adjustable Arms with Sliding and Pivot Pads	1499	1511	1524	1545	1640	1712	1776	1904	
		A3 Height and Width Adjustable Arms with Sliding and Pivot Pads – Black/Chrome	1525	1537	1550	1571	1666	1738	1802	1930	

All Mid Height Stools are standard with a 8" cylinder (G5) and 20" Footring (F2).
 All Counter Height Stools are standard with a 10" cylinder (G6) and 20" Footring (F2).

Add \$80 List for fully assembled chairs in carton.



See Page 154 - 162 for full descriptions of arms, options and chair controls.

LEATHER GRADES			DIMENSIONS [†]		HOW TO ORDER	
3 COL Helvetia Basic	5 Helvetia Hampton	6 Green Hides Vulcano			Model # and Control:	307L R1
1330	1579	1647	W	27.5"	BW	19.5"
1419	1668	1736	D	27.5"	BH	19.75"
1419	1668	1736	H	36.75-42"	WT	50 lbs. Armless
1446	1695	1763	SW	19.5"		55 lbs. w/Arms
1498	1747	1815	SD	18"	COV	1.89 yds.
			SH	17-22.5"	COL	28.8 sq. ft.
1524	1773	1841				
1381	1630	1698	W	27.5"	BW	19.5"
1470	1719	1787	D	27.5"	BH	23.75"
1470	1719	1787	H	40.75-46"	WT	52 lbs. Armless
1497	1746	1814	SW	19.5"		57 lbs. w/Arms
1549	1798	1866	SD	18"	COV	1.92 yds.
			SH	17-22.5"	COL	28.8 sq. ft.
1575	1824	1892				
1675	1924	1992				
1503	1752	1820	W	27.5"	BW	19.5"
1592	1841	1909	D	27.5"	BH	19.75"
1592	1841	1909	H	42.5-49.75" (G5)	WT	54 lbs. Armless (G5)
1619	1868	1936	H	46-56" (G6)		59 lbs. w/Arms (G5)
1671	1920	1988	SW	19.5"		55 lbs. Armless (G6)
			SD	18"		60 lbs. w/Arms (G6)
1697	1946	2014	SH	23-30.25" (G5)	COV	1.89 yds.
			SH	26.5-37" (G6)	COL	28.8 sq. ft.

[†]Dimensions shown above are for standard chairs only. Additional options will change dimensions.

HOW TO ORDER

Model # and Control: 307L R1
 Arm Option: A1
 Additional Options: B12
 Upholstery Option: Helvetia Hampton

307L R1 A1 B12 Helvetia Hampton = \$1,768

ARM OPTIONS



A1
Fixed Arms



A6
Height Adjustable Arms with FS Pad



A4
Height Adjustable Arms with FS Pad - Black/Chrome



A2
Height and Width Adjustable Arms with Sliding and Pivot Pads



A3
Height and Width Adjustable Arms with Sliding and Pivot Pads - Black/Chrome

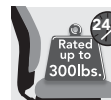
ADDITIONAL OPTIONS



BASE
(Add \$100)
B12 - Polished Aluminum



SOFT WHEEL CASTERS & GLIDES
(Set of 5 - Add \$30)
W25 - Soft Wheel Caster
W6 - 2 1/4" Glide



24/7 HEAVY-DUTY UPGRADE
(Add \$80)



SIT-TO-STAND
(Add \$150)
STS1 - 7" G10 Cylinder
STS3 - 8" G15 Cylinder
STS4 - 9" G16 Cylinder
*(available 3rd quarter of 2017)

For recommended Heavy-Duty Fabrics, see page 153.

For all Sit-To-Stand chair specifications, see page 163.

intouch®

Mid Back and Stool SIN # 711-18

- Offered in six designer colors on our innovative Thermoplastic back.
- Body Balance Control
- Available with five different arm options.
- Additional options include a stool version and polished aluminum base.
- Rated up to 300 lbs. on mechanisms.



Backed by Highmark's Lifetime warranty.
 Price Range: \$783 - \$1,563
 Lead Time: 48-Hour Speed Ship or Express Ten Day Turnaround

*Bold type indicates a Good, Better or Best chair.				SEAT FABRIC / VINYL GRADES							
MODEL	CONTROL	ARMS	A COM COV	B	C	D	E	F	G	J	
Mid Back											
207	R1	Body Balance									
		N/A	No Arms	783	819	854	892	929	976	1040	1065
		A1	Fixed Arms	864	900	935	973	1010	1057	1121	1146
		A6	Height Adjustable Arms: GOOD*	864	900	935	973	1010	1057	1121	1146
		A4	Height Adjustable Arms – Black/Chrome	891	927	962	1000	1037	1084	1148	1173
		A2	Height and Width Adjustable Arms with Sliding* and Pivot Pads: BETTER	949	985	1020	1058	1095	1142	1206	1231
		A3	Height and Width Adjustable Arms with Sliding and Pivot Pads – Black/Chrome	975	1011	1046	1084	1121	1168	1232	1257
		A3	Height and Width Adjustable Arms with Sliding and Pivot* Pads – Black/Chrome, Polished Aluminum Base: BEST	1075	1111	1146	1184	1221	1268	1332	1357
Mid Height / Counter Height											
219	R1	G5 / G6	Body Balance								
		N/A	No Arms	959	995	1030	1068	1105	1152	1216	1241
		A1	Fixed Arms	1040	1076	1111	1149	1186	1233	1297	1322
		A6	Height Adjustable Arms	1040	1076	1111	1149	1186	1233	1297	1322
		A4	Height Adjustable Arms – Black/Chrome	1067	1103	1138	1176	1213	1260	1324	1349
		A2	Height and Width Adjustable Arms with Sliding and Pivot Pads	1125	1161	1196	1234	1271	1318	1382	1407
		A3	Height and Width Adjustable Arms with Sliding and Pivot Pads – Black/Chrome	1151	1187	1222	1260	1297	1344	1408	1433

All Mid Height Stools are standard with a 8" cylinder (G5) and 20" Footring (F2).
 All Counter Height Stools are standard with a 10" cylinder (G6) and 20" Footring (F2).

Thermoplastic Back Colors:

- Sage (SAG)
- Slate (SLT)
- Battleship (BAT)
- White (WHT)
- Black (BLK)
- Sand (SND)

Please view Thermoplastic back colors at: www.highmarkergo.com/products/highmark-seating/body-balance/intouch

Add \$80 List for fully assembled chairs in carton.



See Page 154 - 162 for full descriptions of arms, options and chair controls.

LEATHER GRADES			DIMENSIONS [†]						
3 COL Helvetia Basic	5 Helvetia Hampton	6 Green Hides Vulcano							
954	1068	1195	W	27.5"	BW	19.5"			
1035	1149	1276	D	27.5"	BH	19.75"			
1035	1149	1276	H	36.25-41.75"	WT	50 lbs. Armless			
1062	1176	1303	SW	19.5"		55 lbs. w/Arms			
1120	1234	1361	SD	18"	COM/COV	0.86 yds.			
			SH	17-22.5"	COL	17.3 sq. ft.			
1146	1260	1387							
1246	1360	1487							

1130	1244	1371	W	27.5"	BW	19.5"			
1211	1325	1452	D	27.5"	BH	19.75"			
1211	1325	1452	H	41.75-49.25" (G5)	WT	54 lbs. Armless (G5)			
1238	1352	1479	H	45.25-55.75" (G6)		59 lbs. w/Arms (G5)			
1296	1410	1537	SW	19.5"		55 lbs. Armless (G6)			
			SD	18"		60 lbs. w/Arms (G6)			
1322	1436	1563	SH	23-30.25" (G5)	COM/COV	0.86 yds.			
			SH	26.5-37" (G6)	COL	17.3 sq. ft.			

[†]Dimensions shown above are for standard chairs only. Additional options will change dimensions.

HOW TO ORDER

Model # and Control: 207 R1
 Back Color: SAG
 Arm Option: A1
 Additional Options: B12
 Seat Upholstery Option: Insight Ebony

207 R1 SAG A1 B12 Insight Ebony = \$964

ARM OPTIONS



A1
Fixed Arms



A6
Height Adjustable Arms with FS Pad



A4
Height Adjustable Arms with FS Pad - Black/Chrome



A2
Height and Width Adjustable Arms with Sliding and Pivot Pads



A3
Height and Width Adjustable Arms with Sliding and Pivot Pads - Black/Chrome

ADDITIONAL OPTIONS



BASE
(Add \$100)
B12 - Polished Aluminum



SOFT WHEEL CASTERS & GLIDES
(Set of 5 - Add \$30)
W25 - Soft Wheel Caster
W6 - 2 1/4" Glide



SIT-TO-STAND
(Add \$150)
STS1 - 7" G10 Cylinder
***STS3** - 8" G15 Cylinder
***STS4** - 9" G16 Cylinder
(*available 3rd quarter of 2017)

For all Sit-To-Stand chair specifications, see page 163.

kadet™ with Plastic Back

Mid Back SIN # 711-18

- Available in mid back and two stool heights with multiple control and arm options.
- Available with black plastic or fully upholstered outer back.
- Molded seat foam.
- Internal back height adjustment on E1 and M2 controls.
- Additional options include seat slider (on E1 and M2 controls only) and polished aluminum base.
- Rated up to 300 lbs. on mechanisms.



Backed by Highmark's Lifetime warranty.

Price Range: \$419 - \$1,379

Lead Time: 48-Hour Speed Ship or Express Ten Day Turnaround

			FABRIC / VINYL GRADES							
MODEL	CONTROL	ARMS	A COM COV	B	C	D	E	F	G	J
* Bold type indicates a Good, Better or Best chair.										
Mid Back										
507 T2 Basic Posture										
		N/A No Arms	419	453	499	551	613	688	752	843
		A34 Fixed Cantilever Arms	503	537	583	635	697	772	836	927
		A40 Fixed "T" Arms	515	549	595	647	709	784	848	939
		A55 Height Adjustable Arms	515	549	595	647	709	784	848	939
		A56 Height and Width Adjustable Arms	550	584	630	682	744	819	883	974
507 S2 Swivel Tilt										
		N/A No Arms	449	483	529	581	643	718	782	873
		A34 Fixed Cantilever Arms: GOOD*	533	567	613	665	727	802	866	957
		A40 Fixed "T" Arms	545	579	625	677	739	814	878	969
		A55 Height Adjustable Arms	545	579	625	677	739	814	878	969
		A56 Height and Width Adjustable Arms	580	614	660	712	774	849	913	1004
507 E1 Basic Synchro Tilt										
		N/A No Arms	515	549	595	647	709	784	848	939
		A34 Fixed Cantilever Arms	599	633	679	731	793	868	932	1023
		A40 Fixed "T" Arms	611	645	691	743	805	880	944	1035
		A55 Height Adjustable Arms: BETTER*	611	645	691	743	805	880	944	1035
		A56 Height and Width Adjustable Arms	646	680	726	778	840	915	979	1070
507 M2-SS2 Multi-Function with Seat Slider										
		N/A No Arms	561	595	641	693	755	830	894	985
		A34 Fixed Cantilever Arms	645	679	725	777	839	914	978	1069
		A40 Fixed "T" Arms	657	691	737	789	851	926	990	1081
		A55 Height Adjustable Arms	657	691	737	789	851	926	990	1081
		A56 Height and Width Adjustable Arms	692	726	772	824	886	961	1025	1116
Mid Height / Counter Height										
519 T2 G5 / G6 Basic Posture										
		N/A No Arms	573	607	653	705	767	842	906	997
		A34 Fixed Cantilever Arms	657	691	737	789	851	926	990	1081
		A40 Fixed "T" Arms	669	703	749	801	863	938	1002	1093
		A55 Height Adjustable Arms	669	703	749	801	863	938	1002	1093
		A56 Height and Width Adjustable Arms	704	738	784	836	898	973	1037	1128

All Mid Height Stools are standard with a 8" cylinder (G5) and 20" Footring (F2).
 All Counter Height Stools are standard with a 10" cylinder (G6) and 20" Footring (F2).








Add \$80 List for fully assembled chairs in carton.



909UB

Team Up™ fully upholstered guest chair is the perfect companion to the Kadet™ or any conference or task chair.
See Page 130.

See Page 154 - 162 for full descriptions of arms, options and chair controls.

LEATHER GRADES			DIMENSIONS†			HOW TO ORDER		
3 COL Helvetia Basic	5 Helvetia Hampton	6 Green Hides Vulcano				Model # and Control:	507 S2	
674	898	1094	W	26.5"	BW	18"	Arm Option:	A55
758	982	1178	D	26.5"	BH	18"	Additional Options:	-
770	994	1190	H	34-39"	WT	36.2 lbs. Armless	Upholstery Option:	Insight Ebony
770	994	1190	SW	20"		44.2 lbs. w/Arms	507 S2 A55 Insight Ebony = \$545	
805	1029	1225	SD	18.25"	COM/COV	0.93 yds.		
			SH	15.25-20.25"	COL	17.3 sq. ft.		
704	928	1124	W	26.5"	BW	18"	ARM OPTIONS	
788	1012	1208	D	26.5"	BH	18"		
800	1024	1220	H	34.75-39.75"	WT	40.2 lbs. Armless	A34	A40
800	1024	1220	SW	20"		48.2 lbs. w/Arms	Fixed Cantilever Arms	Fixed "T" Arms
835	1059	1255	SD	18.25"	COM/COV	0.93 yds.		
			SH	16-21"	COL	17.3 sq. ft.	A55	A56
							Height Adjustable Arms	Height and Width Adjustable Arms
770	994	1190	W	26.5"	BW	18"	ADDITIONAL OPTIONS	
854	1078	1274	D	26.5"	BH	18-20.5"		
866	1090	1286	H	35-40"	WT	42.2 lbs. Armless	BASE	SOFT WHEEL CASTER & GLIDE
866	1090	1286	SW	20"		50.2 lbs. w/Arms	(Add \$100)	(Set of 5 - Add \$30)
901	1125	1321	SD	18.25"	COM/COV	0.93 yds.	B12 - Polished Aluminum	W25 - Soft Wheel Caster
			SH	16.5-22"	COL	17.3 sq. ft.		W6 - 2 1/4" Glide
816	1040	1236	W	26.5"	BW	18"		
900	1124	1320	D	26.5"	BH	18-20.5"	SEAT SLIDERS	
912	1136	1332	H	36-41"	WT	47.2 lbs. Armless	(Add \$79)	
912	1136	1332	SW	20"		55.2 lbs. w/Arms	S53 - Seat Slider for E1	
947	1171	1367	SD	18.25-20.75"	COM/COV	0.93 yds.		
			SH	17.25-22.25"	COL	17.3 sq. ft.		
828	1052	1248	W	26.5"	BW	18"		
912	1136	1332	D	26.5"	BH	20.5"		
924	1148	1344	H	40.75-48.25" (G5)	WT	41.2 lbs. Armless (G5)		
924	1148	1344	H	44.75-54.25" (G6)		48.9 lbs. w/Arms (G5)		
959	1183	1379	SW	20"		42.2 lbs. Armless (G6)		
			SD	18.25"		49.9 lbs. w/Arms (G6)		
			SH	21.5-29.5" (G5)	COM/COV	0.93 yds.		
			SH	25.5-36" (G6)	COL	17.3 sq. ft.		

†Dimensions shown above are for standard chairs only. Additional options will change dimensions.

kadet™ with Upholstered Back

Mid Back SIN # 711-18

- Available in mid back and two stool heights with multiple control and arm options.
- Available with black plastic or fully upholstered outer back.
- Molded seat foam.
- Internal back height adjustment on E1 and M2 controls.
- Additional options include seat slider (on E1 and M2 controls only) and polished aluminum base.
- Rated up to 300 lbs. on mechanisms.



Backed by Highmark's Lifetime warranty.

Price Range: \$419 - \$1,461

Lead Time: 48-Hour Speed Ship or Express Ten Day Turnaround

*Bold type indicates a Good, Better or Best chair.

FABRIC / VINYL GRADES

MODEL	CONTROL	ARMS	A COM COV	B	C	D	E	F	G	J
Mid Back										
507UB T2 Basic Posture										
		N/A No Arms	419	453	499	551	613	688	752	843
		A34 Fixed Cantilever Arms	503	537	583	635	697	772	836	927
		A40 Fixed "T" Arms	515	549	595	647	709	784	848	939
		A55 Height Adjustable Arms	515	549	595	647	709	784	848	939
		A56 Height and Width Adjustable Arms	550	584	630	682	744	819	883	974
507UB S2 Swivel Tilt										
		N/A No Arms	449	483	529	581	643	718	782	873
		A34 Fixed Cantilever Arms	533	567	613	665	727	802	866	957
		A40 Fixed "T" Arms	545	579	625	677	739	814	878	969
		A55 Height Adjustable Arms	545	579	625	677	739	814	878	969
		A56 Height and Width Adjustable Arms	580	614	660	712	774	849	913	1004
507UB E1 Basic Synchro Tilt										
		N/A No Arms	515	549	595	647	709	784	848	939
		A34 Fixed Cantilever Arms	599	633	679	731	793	868	932	1023
		A40 Fixed "T" Arms	611	645	691	743	805	880	944	1035
		A55 Height Adjustable Arms	611	645	691	743	805	880	944	1035
		A56 Height and Width Adjustable Arms	646	680	726	778	840	915	979	1070
507UB M2-SS2 Multi-Function with Seat Slider										
		N/A No Arms	561	595	641	693	755	830	894	985
		A34 Fixed Cantilever Arms	645	679	725	777	839	914	978	1069
		A40 Fixed "T" Arms	657	691	737	789	851	926	990	1081
		A55 Height Adjustable Arms	657	691	737	789	851	926	990	1081
		A56 Height and Width Adjustable Arms: BEST*	692	726	772	824	886	961	1025	1116
Mid Height / Counter Height										
519UB T2 G5 / G6 Basic Posture										
		N/A No Arms	573	607	653	705	767	842	906	997
		A34 Fixed Cantilever Arms	657	691	737	789	851	926	990	1081
		A40 Fixed "T" Arms	669	703	749	801	863	938	1002	1093
		A55 Height Adjustable Arms	669	703	749	801	863	938	1002	1093
		A56 Height and Width Adjustable Arms	704	738	784	836	898	973	1037	1128

All Mid Height Stools are standard with a 8" cylinder (G5) and 20" Footring (F2).
All Counter Height Stools are standard with a 10" cylinder (G6) and 20" Footring (F2).









Add \$80 List for fully assembled chairs in carton.



909UB

Team Up™ fully upholstered guest chair is the perfect companion to the Kadet™ or any conference or task chair.
See Page 130.

See Page 154 - 162 for full descriptions of arms, options and chair controls.

LEATHER GRADES						HOW TO ORDER		
3 COL Helvetia Basic	5 Helvetia Hampton	6 Green Hides Vulcano	DIMENSIONS [†]				Model # and Control:	507UB S2
721	956	1176	W	26.5"	BW	18"	Arm Option:	A55
805	1040	1260	D	26.5"	BH	18"	Additional Options:	-
817	1052	1272	H	34-39"	WT	36.2 lbs. Armless	Upholstery Option:	Insight Ebony
817	1052	1272	SW	20"		44.2 lbs. w/Arms	507UB S2 A55 Insight Ebony = \$545	
852	1087	1307	SD	18.25"	COM/COV	1.73 yds.	ARM OPTIONS	
			SH	15.25-20.25"	COL	28.8 sq. ft.	 	
							 	
751	986	1206	W	26.5"	BW	18"	ADDITIONAL OPTIONS	
835	1070	1290	D	26.5"	BH	18"	 	
847	1082	1302	H	34.75-39.75"	WT	40.2 lbs. Armless	B12 - Polished Aluminum W25 - Soft Wheel Caster W6 - 2 1/4" Glide	
847	1082	1302	SW	20"		48.2 lbs. w/Arms	 	
882	1117	1337	SD	18.25"	COM/COV	1.73 yds.	S53 - Seat Slider for E1 BLACK BALLISTIC NYLON BACK (Add \$20)	
			SH	16-21"	COL	28.8 sq. ft.		
817	1052	1272	W	26.5"	BW	18"		
901	1136	1356	D	26.5"	BH	18-20.5"		
913	1148	1368	H	35-40"	WT	42.2 lbs. Armless		
913	1148	1368	SW	20"		50.2 lbs. w/Arms		
948	1183	1403	SD	18.25"	COM/COV	1.73 yds.		
			SH	16.5-22"	COL	28.8 sq. ft.		
863	1098	1318	W	26.5"	BW	18"		
947	1182	1402	D	26.5"	BH	18-20.5"		
959	1194	1414	H	36-41"	WT	47.2 lbs. Armless		
959	1194	1414	SW	20"		55.2 lbs. w/Arms		
994	1229	1449	SD	18.25-20.75"	COM/COV	1.73 yds.		
			SH	17.25-22.25"	COL	28.8 sq. ft.		
875	1110	1330	W	26.5"	BW	18"		
959	1194	1414	D	26.5"	BH	20.5"		
971	1206	1426	H	40.75-48.25" (G5)	WT	41.2 lbs. Armless (G5)		
971	1206	1426	H	44.75-54.25" (G6)		48.9 lbs. w/Arms (G5)		
1006	1241	1461	SW	20"		42.2 lbs. Armless (G6)		
			SD	18.25"		49.9 lbs. w/Arms (G6)		
			SH	21.5-29.5" (G5)	COM/COV	1.73 yds.		
			SH	25.5-36" (G6)	COL	28.8 sq. ft.		

[†]Dimensions shown above are for standard chairs only. Additional options will change dimensions.

modela® with Mesh Back

Mid and High Back SIN # 711-18

- Choice of three mesh or knit back colors, fabric, leather or vinyl with unlimited upholstered seat options.
- Available in mid back, high back and stools with four different arm options.
- Molded seat foam.
- Additional options include seat slider (on E2 control only) and polished aluminum base.
- Rated up to 300 lbs. on mechanisms.



Backed by Highmark's Lifetime warranty.

Price Range: \$396 - \$987

Lead Time: 48-Hour Speed Ship or Express Ten Day Turnaround

		SEAT FABRIC / VINYL GRADES								
MODEL	CONTROL	ARMS	A COM COV	B	C	D	E	F	G	J
*Bold type indicates a Good, Better or Best chair.										
Mid Back										
2807 S2 Swivel Tilt										
		N/A No Arms	396	425	454	487	529	576	627	664
		A34 Fixed Cantilever Arms: GOOD*	458	487	516	549	591	638	689	726
		A55 Height Adjustable Arms	473	502	531	564	606	653	704	741
		A56 Height and Width Adjustable Arms	504	533	562	595	637	684	735	772
		A23 Height and Width Adjustable Arms with Sliding and Lockable Pivot Pads	519	548	577	610	652	699	750	787
2807 E2 Simple Synchro Tilt										
		N/A No Arms	447	476	505	538	580	627	678	715
		A34 Fixed Cantilever Arms	509	538	567	600	642	689	740	777
		A55 Height Adjustable Arms	524	553	582	615	657	704	755	792
		A56 Height and Width Adjustable Arms	555	584	613	646	688	735	786	823
		A23 Height and Width Adjustable Arms with Sliding and Lockable Pivot Pads	570	599	628	661	703	750	801	838
High Back										
2810 S2 Swivel Tilt										
		N/A No Arms	416	445	474	507	549	596	647	684
		A34 Fixed Cantilever Arms	478	507	536	569	611	658	709	746
		A55 Height Adjustable Arms	493	522	551	584	626	673	724	761
		A56 Height and Width Adjustable Arms	524	553	582	615	657	704	755	792
		A23 Height and Width Adjustable Arms with Sliding and Lockable Pivot Pads	539	568	597	630	672	719	770	807
2810 E2 Simple Synchro Tilt										
		N/A No Arms	467	496	525	558	600	647	698	735
		A34 Fixed Cantilever Arms	529	558	587	620	662	709	760	797
		A55 Height Adjustable Arms	544	573	602	635	677	724	775	812
		A56 Height and Width Adjustable Arms	575	604	633	666	708	755	806	843
		A23 Height and Width Adjustable Arms with Sliding and Lockable Pivot Pads	590	619	648	681	723	770	821	858
Mid Height / Counter Height										
2819 T5 G5 / G6 Basic Task										
		N/A No Arms	499	528	557	590	632	679	730	767
		A34 Fixed Cantilever Arms	561	590	619	652	694	741	792	829
		A55 Height Adjustable Arms	576	605	634	667	709	756	807	844
		A56 Height and Width Adjustable Arms	607	636	665	698	740	787	838	875
		A23 Height and Width Adjustable Arms with Sliding and Lockable Pivot Pads	622	651	680	713	755	802	853	890

All Mid Height Stools are standard with a 8" cylinder (G5) and 20" Footring (F2).

All Counter Height Stools are standard with a 10" cylinder (G6) and 20" Footring (F2).

Mesh Back Colors:

- Black (MBK)
- Silver (MSL)
- Dark Grey (MDG)

Please view mesh back colors at: www.highmarkergo.com/products/highmark-seating/task/modela

Add \$80 List for fully assembled chairs in carton.



Team Up™ guest chair with mesh back is the perfect companion to the Modela™ or any conference or task chair.
See Page 130.

909

See Page 154 - 162 for full descriptions of arms, options and chair controls.

LEATHER GRADES			DIMENSIONS†			HOW TO ORDER		
3 COL Helvetia Basic	5 Helvetia Hampton	6 Green Hides Vulcano				Model # and Control:	2807 E2	
581	693	761	W	27.5"	BW	18"	Mesh Color:	MBK
643	755	823	D	27.5"	BH	20"	Arm Option:	A56
658	770	838	H	37-42"	WT	40.7 lbs. Armless	Additional Options:	B12
689	801	869	SW	19.5"		47 lbs. w/Arms	Upholstery Option:	Insight Ebony
704	816	884	SD	17.75"	COM/COV	0.92 yds.	2807 E2 MBK A56 B12 Insight Ebony = \$655	
			SH	16.5-21.5"	COL	17.3 sq. ft.	ADDITIONAL OPTIONS	
632	744	812	W	27.5"	BW	18"		A34 Fixed Cantilever Arms
694	806	874	D	27.5"	BH	20"		A55 Height Adjustable Arms
709	821	889	H	38.25-43.25"	WT	43.7 lbs. Armless		A56 Height and Width Adjustable Arms
740	852	920	SW	19.5"		50 lbs. w/Arms		A23 Height and Width Adjustable Arms with Sliding and Lockable Pivot Pads
755	867	935	SD	17.75"	COM/COV	0.92 yds.	ADDITIONAL OPTIONS	
			SH	17-22"	COL	17.3 sq. ft.		BASE (Add \$100) B12 - Polished Aluminum
601	713	781	W	27.5"	BW	18"		SOFT WHEEL CASTER & GLIDE (Set of 5 - Add \$30) W25 - Soft Wheel Caster
663	775	843	D	27.5"	BH	24"		W6 - 2 1/4" Glide
678	790	858	H	41-46"	WT	42.5 lbs. Armless	SEAT SLIDERS (Add \$79) SS3 - Seat Slider for E2	
709	821	889	SW	21.25"		48.8 lbs. w/Arms		
724	836	904	SD	18"	COM/COV	0.92 yds.		
			SH	16.5-21.5"	COL	17.3 sq. ft.		
652	764	832	W	27.5"	BW	18"		
714	826	894	D	27.5"	BH	24"		
729	841	909	H	42.25-47.25"	WT	45.5 lbs. Armless		
760	872	940	SW	21.25"		51.8 lbs. w/Arms		
775	887	955	SD	18"	COM/COV	0.92 yds.		
			SH	17-22"	COL	17.3 sq. ft.		
684	796	864	W	27.5"	BW	18"		
746	858	926	D	27.5"	BH	20"		
761	873	941	H	41.75-49" (G5)	WT	34.1 lbs. Armless (G5)		
792	904	972	H	45.5-55.5" (G6)		45.2 lbs. w/Arms (G5)		
807	919	987	SW	19.5"		35.1 lbs. Armless (G6)		
			SD	17.5"		46.2 lbs. w/Arms (G6)		
			SH	22-29.25" (G5)	COM/COV	0.92 yds.		
			SH	26-36" (G6)	COL	17.3 sq. ft.		

†Dimensions shown above are for standard chairs only. Additional options will change dimensions.

modela® with Knit Back

Mid and High Back SIN # 711-18

- Choice of three mesh or knit back colors, fabric, leather or vinyl with unlimited upholstered seat options.
- Available in mid back, high back and stools with four different arm options.
- Molded seat foam.
- Additional options include seat slider (on E2 control only) and polished aluminum base.
- Rated up to 300 lbs. on mechanisms.



Backed by Highmark's Lifetime warranty.

Price Range: \$437 - \$1,048

Lead Time: 48-Hour Speed Ship or Express Ten Day Turnaround

		SEAT FABRIC / VINYL GRADES									
MODEL	CONTROL	ARMS	A COM COV	B	C	D	E	F	G	J	
* Bold type indicates a Good, Better or Best chair.											
Mid Back											
2807K	S2	Swivel Tilt									
		N/A	No Arms	437	466	495	528	570	617	668	705
		A34	Fixed Cantilever Arms	499	528	557	590	632	679	730	767
		A55	Height Adjustable Arms	514	543	572	605	647	694	745	782
		A56	Height and Width Adjustable Arms	545	574	603	636	678	725	776	813
		A23	Height and Width Adjustable Arms with Sliding and Lockable Pivot Pads	560	589	618	651	693	740	791	828
2807K	E2	Simple Synchro Tilt									
		N/A	No Arms	488	517	546	579	621	668	719	756
		A34	Fixed Cantilever Arms	550	579	608	641	683	730	781	818
		A55	Height Adjustable Arms	565	594	623	656	698	745	796	833
		A56	Height and Width Adjustable Arms: BETTER *	596	625	654	687	729	776	827	864
		A23	Height and Width Adjustable Arms with Sliding and Lockable Pivot Pads	611	640	669	702	744	791	842	879
High Back											
2810K	S2	Swivel Tilt									
		N/A	No Arms	457	486	515	548	590	637	688	725
		A34	Fixed Cantilever Arms	519	548	577	610	652	699	750	787
		A55	Height Adjustable Arms	534	563	592	625	667	714	765	802
		A56	Height and Width Adjustable Arms	565	594	623	656	698	745	796	833
		A23	Height and Width Adjustable Arms with Sliding and Lockable Pivot Pads	580	609	638	671	713	760	811	848
2810K	E2	Simple Synchro Tilt									
		N/A	No Arms	508	537	566	599	641	688	739	776
		A34	Fixed Cantilever Arms	570	599	628	661	703	750	801	838
		A55	Height Adjustable Arms	585	614	643	676	718	765	816	853
		A56	Height and Width Adjustable Arms	616	645	674	707	749	796	847	884
		A23	Height and Width Adjustable Arms with Sliding and Lockable Pivot Pads	631	660	689	722	764	811	862	899
Mid Height / Counter Height											
2819K	T5	G5 / G6	Basic Task								
		N/A	No Arms	560	589	618	651	693	740	791	828
		A34	Fixed Cantilever Arms	622	651	680	713	755	802	853	890
		A55	Height Adjustable Arms	637	666	695	728	770	817	868	905
		A56	Height and Width Adjustable Arms	668	697	726	759	801	848	899	936
		A23	Height and Width Adjustable Arms with Sliding and Lockable Pivot Pads	683	712	741	774	816	863	914	951

All Mid Height Stools are standard with a 8" cylinder (G5) and 20" Footring (F2).
All Counter Height Stools are standard with a 10" cylinder (G6) and 20" Footring (F2).

Knit Back Colors:

- Black (KBK)
- Silver (KSL)
- Dark Grey (KDG)

Please view knit back colors at: www.highmarkergo.com/products/highmark-seating/task/modela

For custom knit colors please see page 153 for more information.

Add \$80 List for fully assembled chairs in carton.



Team Up™ guest chair with knit back is the perfect companion to the Modela™ or any conference or task chair.
See Page 130.

909K

See Page 154 - 162 for full descriptions of arms, options and chair controls.

LEATHER GRADES			DIMENSIONS [†]				HOW TO ORDER	
3 COL Helvetia Basic	5 Helvetia Hampton	6 Green Hides Vulcano					Model # and Control:	2807K E2
622	734	802	W	27.5"	BW	18"	Knit Color:	KBK
684	796	864	D	27.5"	BH	20"	Arm Option:	A56
699	811	879	H	37-42"	WT	40.7 lbs. Armless	Additional Options:	B12
730	842	910	SW	19.5"		47 lbs. w/Arms	Upholstery Option:	Insight Ebony
745	857	925	SD	17.75"	COM/COV	0.92 yds.	2807K E2 KBK A56 B12 Insight Ebony = \$696	
			SH	16.5-21.5"	COL	17.3 sq. ft.	ADDITIONAL OPTIONS	
673	785	853	W	27.5"	BW	18"		
735	847	915	D	27.5"	BH	20"	A34	A55
750	862	930	H	38.25-43.25"	WT	43.7 lbs. Armless	Fixed Cantilever Arms	Height Adjustable Arms
781	893	961	SW	19.5"		50 lbs. w/Arms		
796	908	976	SD	17.75"	COM/COV	0.92 yds.	A56	A23
			SH	17-22"	COL	17.3 sq. ft.	Height and Width Adjustable Arms	Height and Width Adjustable Arms with Sliding and Lockable Pivot Pads
642	754	822	W	27.5"	BW	18"	ADDITIONAL OPTIONS	
704	816	884	D	27.5"	BH	24"		
719	831	899	H	41-46"	WT	42.5 lbs. Armless	BASE	SOFT WHEEL CASTER & GLIDE
750	862	930	SW	21.25"		48.8 lbs. w/Arms	(Add \$100)	(Set of 5 - Add \$30)
765	877	945	SD	18"	COM/COV	0.92 yds.	B12 - Polished Aluminum	W25 - Soft Wheel Caster
			SH	16.5-21.5"	COL	17.3 sq. ft.		W6 - 2 1/4" Glide
693	805	873	W	27.5"	BW	18"	SEAT SLIDERS	
755	867	935	D	27.5"	BH	24"		
770	882	950	H	42.25-47.25"	WT	45.5 lbs. Armless	SEAT SLIDERS	
801	913	981	SW	21.25"		51.8 lbs. w/Arms	(Add \$79)	
816	928	996	SD	18"	COM/COV	0.92 yds.	S53 - Seat Slider for E2	
			SH	17-22"	COL	17.3 sq. ft.		
745	857	925	W	27.5"	BW	18"		
807	919	987	D	27.5"	BH	20"		
822	934	1002	H	41.75-49" (G5)	WT	34.1 lbs. Armless (G5)		
853	965	1033	H	45.5-55.5" (G6)		45.2 lbs. w/Arms (G5)		
868	980	1048	SW	19.5"		35.1 lbs. Armless (G6)		
			SD	17.5"		46.2 lbs. w/Arms (G6)		
			SH	22-29.25" (G5)	COM/COV	0.92 yds.		
			SH	26-36" (G6)	COL	17.3 sq. ft.		

[†]Dimensions shown above are for standard chairs only. Additional options will change dimensions.

modela® with Fabric, Leather or Vinyl Back

Mid and High Back SIN # 711-18

- Choice of three mesh or knit back colors, fabric, leather or vinyl with unlimited upholstered seat options.
- Available in mid back, high back and stools with four different arm options.
- Molded seat foam.
- Additional options include seat slider (on E2 control only) and polished aluminum base.
- Rated up to 300 lbs. on mechanisms.













Backed by Highmark's Lifetime warranty.

Price Range: \$504 - \$1,313

Lead Time: 48-Hour Speed Ship or Express Ten Day Turnaround

*Bold type indicates a Good, Better or Best chair.

SEAT FABRIC / VINYL GRADES

MODEL	CONTROL	ARMS	A COM COV	B	C	D	E	F	G	J
Mid Back										
2807UB	S2	Swivel Tilt								
		N/A No Arms	504	538	582	634	695	767	829	901
		A34 Fixed Cantilever Arms	566	600	644	696	757	829	891	963
		A55 Height Adjustable Arms	581	615	659	711	772	844	906	978
		A56 Height and Width Adjustable Arms	612	646	690	742	803	875	937	1009
		A23 Height and Width Adjustable Arms with Sliding and Lockable Pivot Pads	627	661	705	757	818	890	952	1024
2807UB E2 Simple Synchro Tilt										
		N/A No Arms	555	589	633	685	746	818	880	952
		A34 Fixed Cantilever Arms	617	651	695	747	808	880	942	1014
		A55 Height Adjustable Arms	632	666	710	762	823	895	957	1029
		A56 Height and Width Adjustable Arms	663	697	741	793	854	926	988	1060
		A23 Height and Width Adjustable Arms with Sliding and Lockable Pivot Pads	678	712	756	808	869	941	1003	1075
High Back										
2810UB S2 Swivel Tilt										
		N/A No Arms	535	569	613	665	726	798	860	932
		A34 Fixed Cantilever Arms	597	631	675	727	788	860	922	994
		A55 Height Adjustable Arms	612	646	690	742	803	875	937	1009
		A56 Height and Width Adjustable Arms	643	677	721	773	834	906	968	1040
		A23 Height and Width Adjustable Arms with Sliding and Lockable Pivot Pads	658	692	736	788	849	921	983	1055
2810UB E2 Simple Synchro Tilt										
		N/A No Arms	586	620	664	716	777	849	911	983
		A34 Fixed Cantilever Arms	648	682	726	778	839	911	973	1045
		A55 Height Adjustable Arms	663	697	741	793	854	926	988	1060
		A56 Height and Width Adjustable Arms	694	728	772	824	885	957	1019	1091
		A23 Height and Width Adjustable Arms with Sliding and Lockable Pivot Pads	709	743	787	839	900	972	1034	1106
		A23 Height and Width Adjustable Arms with Sliding and Lockable Pivot Pads, Polished Aluminum Base: BEST	809	843	887	939	1000	1072	1134	1206
Mid Height / Counter Height										
2819UB T5 G5 / G6 Basic Task										
		N/A No Arms	622	656	700	752	813	885	947	1019
		A34 Fixed Cantilever Arms	684	718	762	814	875	947	1009	1081
		A55 Height Adjustable Arms	699	733	777	829	890	962	1024	1096
		A56 Height and Width Adjustable Arms	730	764	808	860	921	993	1055	1127
		A23 Height and Width Adjustable Arms with Sliding and Lockable Pivot Pads	745	779	823	875	936	1008	1070	1142

All Mid Height Stools are standard with a 8" cylinder (G5) and 20" Footring (F2).
All Counter Height Stools are standard with a 10" cylinder (G6) and 20" Footring (F2).

Add \$80 List for fully assembled chairs in carton.



909UB

Team Up™ fully upholstered guest chair is the perfect companion to the Modela™ or any conference or task chair.
See Page 130.

See Page 154 - 162 for full descriptions of arms, options and chair controls.

LEATHER GRADES						DIMENSIONS†		HOW TO ORDER	
3 COL Helvetia Basic	5 Helvetia Hampton	6 Green Hides Vulcano							
761	941	1008	W	27.5"	BW	18.25"			Model # and Control: 2807UB E2
823	1003	1070	D	27.5"	BH	20"			Arm Option: A56
838	1018	1085	H	37-42"	WT	40.7 lbs. Armless			Additional Options: B12
869	1049	1116	SW	19.5"		47 lbs. w/Arms			Upholstery Option: Insight Ebony
884	1064	1131	SD	17.5"	COM/COV	1.79 yds.			2807UB E2 A56 B12 Insight Ebony = \$763
			SH	16.5-21.5"	COL	33.4 sq. ft.			ADDITIONAL OPTIONS
									<p>A34 Fixed Cantilever Arms</p> <p>A55 Height Adjustable Arms</p>
812	992	1059	W	27.5"	BW	18.25"			<p>A56 Height and Width Adjustable Arms</p>
874	1054	1121	D	27.5"	BH	20"			<p>A23 Height and Width Adjustable Arms with Sliding and Lockable Pivot Pads</p>
889	1069	1136	H	38.25-43.25"	WT	43.7 lbs. Armless			ADDITIONAL OPTIONS
920	1100	1167	SW	19.5"		50 lbs. w/Arms			<p>BASE (Add \$100) B12 - Polished Aluminum</p>
935	1115	1182	SD	17.5"	COM/COV	1.79 yds.			<p>SOFT WHEEL CASTER & GLIDE (Set of 5 - Add \$30) W25 - Soft Wheel Caster W6 - 2 1/4" Glide</p>
			SH	17-22"	COL	33.4 sq. ft.			<p>SEAT SLIDERS (Add \$79) S53 - Seat Slider for E2</p>
792	972	1039	W	27.5"	BW	18.25"			
854	1034	1101	D	27.5"	BH	24"			
869	1049	1116	H	41-46"	WT	42.5 lbs. Armless			
900	1080	1147	SW	21.25"		48.8 lbs. w/Arms			
915	1095	1162	SD	18"	COM/COV	1.92 yds.			
			SH	16.5-21.5"	COL	34.5 sq. ft.			
843	1023	1090	W	27.5"	BW	18.25"			
905	1085	1152	D	27.5"	BH	24"			
920	1100	1167	H	42.25-47.25"	WT	45.5 lbs. Armless			
951	1131	1198	SW	21.25"		51.8 lbs. w/Arms			
966	1146	1213	SD	18"	COM/COV	1.92 yds.			
			SH	17-22"	COL	34.5 sq. ft.			
1066	1246	1313							
879	1059	1126	W	27.5"	BW	18.25"			
941	1121	1188	D	27.5"	BH	20"			
956	1136	1203	H	41.75-49" (G5)	WT	34.1 lbs. Armless (G5)			
987	1167	1234	H	45.5-55.5" (G6)		45.2 lbs. w/Arms (G5)			
1002	1182	1249	SW	19.5"		35.1 lbs. Armless (G6)			
			SD	17.5"		46.2 lbs. w/Arms (G6)			
			SH	22-29.25" (G5)	COM/COV	1.79 yds.			
			SH	26-36" (G6)	COL	33.4 sq. ft.			

†Dimensions shown above are for standard chairs only. Additional options will change dimensions.

repose™

Mid and High Back SIN # 711-18

- Available in mid back or high back with three control and two arm options.
- Molded seat foam.
- Oversized bases and casters.
- Additional options include a polished aluminum base and soft wheel casters.
- Rated up to 300 lbs. on mechanisms.







Backed by Highmark's Lifetime warranty.
 Price Range: \$675 - \$1,523
 Lead Time: Express Ten Day Turnaround

*Bold type indicates a Good, Better or Best chair.			FABRIC / VINYL GRADES							
MODEL	CONTROL	ARMS	A COM COV	B	C	D	E	F	G	J
Mid Back										
4507	S2	Swivel Tilt								
		A34 Fixed Cantilever Arms: GOOD *	675	709	754	806	868	941	1003	1076
		A69 Polished Aluminum Arms with Insert Pad	748	782	827	879	941	1014	1076	1149
4507 E1 Basic Synchro Tilt										
		A34 Fixed Cantilever Arms	726	760	805	857	919	992	1054	1127
		A69 Polished Aluminum Arms with Insert Pad	799	833	878	930	992	1065	1127	1200
4507 R3 Body Balance										
		A34 Fixed Cantilever Arms	799	833	878	930	992	1065	1127	1200
		A69 Polished Aluminum Arms with Insert Pad	872	906	951	1003	1065	1138	1200	1273
High Back										
4510 S2 Swivel Tilt										
		A34 Fixed Cantilever Arms	717	751	796	848	910	983	1045	1118
		A69 Polished Aluminum Arms with Insert Pad	790	824	869	921	983	1056	1118	1191
4510 E1 Basic Synchro Tilt										
		A34 Fixed Cantilever Arms: BETTER *	768	802	847	899	961	1034	1096	1169
		A69 Polished Aluminum Arms with Insert Pad	841	875	920	972	1034	1107	1169	1242
4510 R3 Body Balance										
		A34 Fixed Cantilever Arms	841	875	920	972	1034	1107	1169	1242
		A69 Polished Aluminum Arms with Insert Pad	914	948	993	1045	1107	1180	1242	1315
		A69 Polished Aluminum Arms with Insert Pad,*	1014	1048	1093	1145	1207	1280	1342	1415
		Polished Aluminum Base: BEST								

Add \$80 List for fully assembled chairs in carton.

See Page 154 - 162 for full descriptions of arms, options and chair controls.

LEATHER GRADES			DIMENSIONS [†]		HOW TO ORDER	
3 COL Helvetia Basic	5 Helvetia Hampton	6 Green Hides Vulcano			Model # and Control:	4507 S2
935	1116	1184	W	27.5"	BW	19.75"
1008	1189	1257	D	27.5"	BH	21.5"
			H	38.25-43.25"	WT	51.1 lbs. w/Arms
			SW	21"	COM/COV	2.01 yds.
			SD	19"	COL	40 sq. ft.
			SH	16.75-21.75"		
4507 S2 A34 Insight Ebony = \$675						
					ARM OPTIONS	
						
					A34 Fixed Cantilever Arms	A69 Polished Aluminum Arms with Insert Pad
					ADDITIONAL OPTIONS	
						
					BASE (Add \$100) B3 - Polished Aluminum	SOFT WHEEL CASTERS & GLIDES (Set of 5 - Add \$30) W3 - Soft Wheel Caster w/ Safety Brake W4 - Soft Wheel Caster W6 - 2 1/4" Glide
986	1167	1235	W	27.5"	BW	19.75"
1059	1240	1308	D	27.5"	BH	21.5"
			H	38.25-43.25"	WT	54.1 lbs. w/Arms
			SW	21"	COM/COV	2.01 yds.
			SD	19"	COL	40 sq. ft.
			SH	16.5-21.5"		
1059	1240	1308	W	27.5"	BW	19.75"
1132	1313	1381	D	27.5"	BH	21.5"
			H	39-44"	WT	55.1 lbs. w/Arms
			SW	21"	COM/COV	2.01 yds.
			SD	19"	COL	40 sq. ft.
			SH	17-22"		
977	1158	1226	W	27.5"	BW	19.75"
1050	1231	1299	D	27.5"	BH	25"
			H	43-48"	WT	53.1 lbs. w/Arms
			SW	21"	COM/COV	2.17 yds.
			SD	19"	COL	43 sq. ft.
			SH	16.75-21.75"		
1028	1209	1277	W	27.5"	BW	19.75"
1101	1282	1350	D	27.5"	BH	25"
			H	43-48"	WT	56.1 lbs. w/Arms
			SW	21"	COM/COV	2.17 yds.
			SD	19"	COL	43 sq. ft.
			SH	16.5-21.5"		
1101	1282	1350	W	27.5"	BW	19.75"
1174	1355	1423	D	27.5"	BH	25"
1274	1455	1523	H	43.75-48.75"	WT	57.1 lbs. w/Arms
			SW	21"	COM/COV	2.17 yds.
			SD	19"	COL	43 sq. ft.
			SH	17-22"		

[†]Dimensions shown above are for standard chairs only. Additional options will change dimensions.

revel™

Mid Back SIN # 711-18







- Tailored contemporary styling.
- Available in mid, high and executive back with three control and three arm options.
- Internal back height adjustment available on E1 and R3 controls.
- Molded back and seat foam.
- Additional options include seat slider (on E1 and R3 controls only) and polished aluminum base.
- Rated up to 300 lbs. on mechanisms.



Backed by Highmark's Lifetime warranty.

Price Range: \$557 - \$1,569

Lead Time: 48-Hour Speed Ship or Express Ten Day Turnaround

*Bold type indicates a Good, Better or Best chair.			FABRIC / VINYL GRADES							
MODEL	CONTROL	ARMS	A COM COV	B	C	D	E	F	G	J
Mid Back										
3507 S2 Swivel Tilt										
		N/A No Arms	557	591	636	689	750	824	888	978
		A64 Height Adjustable Arms: GOOD, Task*	673	707	752	805	866	940	1004	1094
		A65 Height & Width Adj. Arms w/ Lockable 3D Pads	727	761	806	859	920	994	1058	1148
		A66 Polished Aluminum Cantilever Arms	708	742	787	840	901	975	1039	1129
3507 E1 Basic Synchro Tilt										
		N/A No Arms	622	656	701	754	815	889	953	1043
		A64 Height Adjustable Arms	738	772	817	870	931	1005	1069	1159
		A65 Height & Width Adj. Arms w/ Lockable 3D Pads	792	826	871	924	985	1059	1123	1213
		A66 Polished Aluminum Cantilever Arms	773	807	852	905	966	1040	1104	1194
3507 R3 Body Balance										
		N/A No Arms	672	706	751	804	865	939	1003	1093
		A64 Height Adjustable Arms	788	822	867	920	981	1055	1119	1209
		A65 Height & Width Adj. Arms w/ Lockable 3D Pads	842	876	921	974	1035	1109	1173	1263
		A66 Polished Aluminum Cantilever Arms	823	857	902	955	1016	1090	1154	1244

Add \$80 List for fully assembled chairs in carton.



See Page 154 - 162 for full descriptions of arms, options and chair controls.

LEATHER GRADES			DIMENSIONS [†]			
3 COL Helvetia Basic	5 Helvetia Hampton	6 Green Hides Vulcano				
852	1075	1284	W	26"	BW	19.5"
968	1191	1400	D	26"	BH	20"
1022	1245	1454	H	36-41.25"	WT	47.5 lbs. Armless
1003	1226	1435	SW	19.5"		53.7 lbs. w/Arms
			SD	17.5"	COM/COV	1.73 yds.
			SH	16-21"	COL	43.7 sq. ft.
917	1140	1349	W	26"	BW	19.5"
1033	1256	1465	D	26"	BH	20"
1087	1310	1519	H	36-41.25"	WT	50.5 lbs. Armless
1068	1291	1500	SW	19.5"		56.7 lbs. w/Arms
			SD	17.5"	COM/COV	1.73 yds.
			SH	16-21"	COL	43.7 sq. ft.
967	1190	1399	W	26"	BW	19.5"
1083	1306	1515	D	26"	BH	20"
1137	1360	1569	H	36.5-41.75"	WT	52.6 lbs. Armless
1118	1341	1550	SW	19.5"		58.8 lbs. w/Arms
			SD	17.5"	COM/COV	1.73 yds.
			SH	16.5-21.5"	COL	43.7 sq. ft.

[†]Dimensions shown above are for standard chairs only. Additional options will change dimensions.

HOW TO ORDER

Model # and Control: 3507 S2
 Arm Option: A65
 Additional Options: -
 Upholstery Option: Insight Ebony

3507 S2 A65 Insight Ebony = \$727

ARM OPTIONS



A64
Height Adjustable Arms



A65
Height and Width Adjustable Arms with Lockable 3D Pads



A66
Polished Aluminum Cantilever Arms

ADDITIONAL OPTIONS



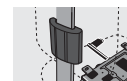
BASE
(Add \$100)
B12 - Polished Aluminum



SOFT WHEEL CASTER & GLIDE
(Set of 5 - Add \$30)
W25 - Soft Wheel Caster
W6 - 2 1/4" Glide



SEAT SLIDERS
(Add \$79)
S53 - Seat Slider for E1
S56 - Seat Slider for R3



INTERNAL BACK HEIGHT ADJUSTMENT
(No Upcharge)
BH1 - Internal Back Height Adjustment for E1
BH2 - Internal Back Height Adjustment for R3

revel™

High Back SIN # 711-18

- Tailored contemporary styling.
- Available in mid, high and executive back with three control and three arm options.
- Internal back height adjustment available on E1 and R3 controls.
- Molded back and seat foam.
- Additional options include seat slider (on E1 and R3 controls only) and polished aluminum base.
- Rated up to 300 lbs. on mechanisms.



Backed by Highmark's Lifetime warranty.
 Price Range: \$604 - \$1,697
 Lead Time: 48-Hour Speed Ship or Express Ten Day Turnaround

*Bold type indicates a Good, Better or Best chair.			FABRIC / VINYL GRADES							
MODEL	CONTROL	ARMS	A COM COV	B	C	D	E	F	G	J
High Back										
3510 S2 Swivel Tilt										
		N/A No Arms	604	638	683	736	797	871	935	1025
		A64 Height Adjustable Arms: GOOD, Exec.*	720	754	799	852	913	987	1051	1141
		A65 Height & Width Adj. Arms w/ Lockable 3D Pads	774	808	853	906	967	1041	1105	1195
		A66 Polished Aluminum Cantilever Arms	755	789	834	887	948	1022	1086	1176
3510 E1 Basic Synchro Tilt										
		N/A No Arms	669	703	748	801	862	936	1000	1090
		A64 Height Adjustable Arms	785	819	864	917	978	1052	1116	1206
		A65 Height & Width Adj. Arms w/ Lockable 3D Pads: * BETTER, Task	839	873	918	971	1032	1106	1170	1260
		A66 Polished Aluminum Cantilever Arms: BETTER, Exec.*	820	854	899	952	1013	1087	1151	1241
3510 R3 Body Balance										
		N/A No Arms	719	753	798	851	912	986	1050	1140
		A64 Height Adjustable Arms	835	869	914	967	1028	1102	1166	1256
		A65 Height & Width Adj. Arms w/ Lockable 3D Pads	889	923	968	1021	1082	1156	1220	1310
		A66 Polished Aluminum Cantilever Arms	870	904	949	1002	1063	1137	1201	1291
		A66 Polished Aluminum Cantilever Arms, Polished* Aluminum Base: BEST, Task	970	1004	1049	1102	1163	1237	1301	1391

Add \$80 List for fully assembled chairs in carton.



See Page 154 - 162 for full descriptions of arms, options and chair controls.

LEATHER GRADES			DIMENSIONS [†]			
3 COL Helvetia Basic	5 Helvetia Hampton	6 Green Hides Vulcano				
899	1122	1331	W	26"	BW	20.5"
1015	1238	1447	D	26"	BH	24"
1069	1292	1501	H	41.25-47.25"	WT	49.5 lbs. Armless
1050	1273	1482	SW	20.5"		55.5 lbs. w/Arms
			SD	18.5"	COM/COV	2.01 yds.
			SH	16-21"	COL	46 sq. ft.
<hr/>						
964	1187	1396	W	26"	BW	20.5"
1080	1303	1512	D	26"	BH	24"
1134	1357	1566	H	40-45.5"	WT	60.6 lbs. Armless
			SW	20.5"		66.7 lbs. w/Arms
1115	1338	1547	SD	18.5"	COM/COV	2.01 yds.
			SH	16-21"	COL	46 sq. ft.
<hr/>						
1014	1237	1446	W	26"	BW	20.5"
1130	1353	1562	D	26"	BH	24"
1184	1407	1616	H	40.5-46"	WT	56.6 lbs. Armless
1165	1388	1597	SW	20.5"		60.6 lbs. w/Arms
1265	1488	1697	SD	18.5"	COM/COV	2.01 yds.
			SH	16.5-21.5"	COL	46 sq. ft.

[†]Dimensions shown above are for standard chairs only. Additional options will change dimensions.

HOW TO ORDER

Model # and Control: 3510 S2
 Arm Option: A64
 Additional Options: -
 Upholstery Option: Insight Ebony

3510 S2 A64 Insight Ebony = \$720

ARM OPTIONS



A64
Height Adjustable Arms



A65
Height and Width Adjustable Arms with Lockable 3D Pads



A66
Polished Aluminum Cantilever Arms

ADDITIONAL OPTIONS



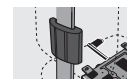
BASE
(Add \$100)
B12 - Polished Aluminum



SOFT WHEEL CASTER & GLIDE
(Set of 5 - Add \$30)
W25 - Soft Wheel Caster
W6 - 2 1/4" Glide



SEAT SLIDERS
(Add \$79)
S53 - Seat Slider for E1
S56 - Seat Slider for R3



INTERNAL BACK HEIGHT ADJUSTMENT
(No Upcharge)
BH1 - Internal Back Height Adjustment for E1
BH2 - Internal Back Height Adjustment for R3

revel™

Executive Back SIN # 711-18

- Tailored contemporary styling.
- Available in mid, high and executive back with three control and three arm options.
- Internal back height adjustment available on E1 and R3 controls.
- Molded back and seat foam.
- Additional options include seat slider (on E1 and R3 controls only) and polished aluminum base.
- Rated up to 300 lbs. on mechanisms.



3515

Backed by Highmark's Lifetime warranty.

Price Range: \$669 - \$1,762

Lead Time: 48-Hour Speed Ship or Express Ten Day Turnaround

		FABRIC / VINYL GRADES								
MODEL	CONTROL	ARMS	A COM COV	B	C	D	E	F	G	J
*Bold type indicates a Good, Better or Best chair.										
Executive Back										
3515 S2 Swivel Tilt										
	N/A	No Arms	669	703	748	801	862	936	1000	1090
	A64	Height Adjustable Arms	785	819	864	917	978	1052	1116	1206
	A65	Height & Width Adj. Arms w/ Lockable 3D Pads	839	873	918	971	1032	1106	1170	1260
	A66	Polished Aluminum Cantilever Arms	820	854	899	952	1013	1087	1151	1241
3515 E1 Basic Synchro Tilt										
	N/A	No Arms	734	768	813	866	927	1001	1065	1155
	A64	Height Adjustable Arms	850	884	929	982	1043	1117	1181	1271
	A65	Height & Width Adj. Arms w/ Lockable 3D Pads	904	938	983	1036	1097	1171	1235	1325
	A66	Polished Aluminum Cantilever Arms	885	919	964	1017	1078	1152	1216	1306
3515 R3 Body Balance										
	N/A	No Arms	784	818	863	916	977	1051	1115	1205
	A64	Height Adjustable Arms	900	934	979	1032	1093	1167	1231	1321
	A65	Height & Width Adj. Arms w/ Lockable 3D Pads	954	988	1033	1086	1147	1221	1285	1375
	A66	Polished Aluminum Cantilever Arms	935	969	1014	1067	1128	1202	1266	1356
	A66	Polished Aluminum Cantilever Arms, Polished* Aluminum Base: BEST, Exec.	1035	1069	1114	1167	1228	1302	1366	1456

Add \$80 List for fully assembled chairs in carton.



See Page 154 - 162 for full descriptions of arms, options and chair controls.

LEATHER GRADES			DIMENSIONS [†]			
3 COL Helvetia Basic	5 Helvetia Hampton	6 Green Hides Vulcano				
964	1187	1396	W	26"	BW	20.5"
1080	1303	1512	D	26"	BH	30"
1134	1357	1566	H	45.75-50.75"	WT	51.8 lbs. Armless
1115	1338	1547	SW	20.5"		55.8 lbs. w/Arms
			SD	18.5"	COM/COV	1.92 yds.
			SH	16-21"	COL	46 sq. ft.
1029	1252	1461	W	26"	BW	20.5"
1145	1368	1577	D	26"	BH	30"
1199	1422	1631	H	46-51"	WT	62.9 lbs. Armless
1180	1403	1612	SW	20.5"		67 lbs. w/Arms
			SD	18.5"	COM/COV	1.92 yds.
			SH	16-21"	COL	46 sq. ft.
1079	1302	1511	W	26"	BW	20.5"
1195	1418	1627	D	26"	BH	30"
1249	1472	1681	H	46.25-51.25"	WT	56.3 lbs. Armless
1230	1453	1662	SW	20.5"		60.3 lbs. w/Arms
1330	1553	1762	SD	18.5"	COM/COV	1.92 yds.
			SH	16.5-21.5"	COL	46 sq. ft.

[†]Dimensions shown above are for standard chairs only. Additional options will change dimensions.

HOW TO ORDER

Model # and Control: 3515 S2
 Arm Option: A65
 Additional Options: -
 Upholstery Option: Insight Ebony

3515 S2 A65 Insight Ebony = \$839

ARM OPTIONS



A64
Height Adjustable Arms



A65
Height and Width Adjustable Arms with Lockable 3D Pads



A66
Polished Aluminum Cantilever Arms

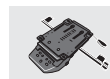
ADDITIONAL OPTIONS



BASE
(Add \$100)
B12 - Polished Aluminum



SOFT WHEEL CASTER & GLIDE
(Set of 5 - Add \$30)
W25 - Soft Wheel Caster
W6 - 2 1/4" Glide



SEAT SLIDERS
(Add \$79)
S56 - Seat Slider for R3

valence®

Mid Back SIN # 711-18

- Tailored contemporary styling.
- Available in mid and high back with five control and six arm options.
- Internal back height adjustment on D5, E2 and M2 controls.
- Molded seat foam.
- Additional options include seat slider (on D5, E2 and M2 controls only) and polished aluminum base.
- Rated up to 300 lbs. on mechanisms.



Backed by Highmark's Lifetime warranty.
 Price Range: \$580 - \$1,492
 Lead Time: Express Ten Day Turnaround

*Bold type indicates a Good, Better or Best chair.			FABRIC / VINYL GRADES							
MODEL	CONTROL	ARMS	A COM COV	B	C	D	E	F	G	J
Mid Back										
3107 S2 Swivel Tilt										
		N/A No Arms	580	614	659	711	773	846	910	999
		A7 Fixed Cantilever Arms: GOOD, Task & Exec.*	668	702	747	799	861	934	998	1087
		A55 Height Adjustable Arms	700	734	779	831	893	966	1030	1119
		A56 Height and Width Adjustable Arms	734	768	813	865	927	1000	1064	1153
		A23 Height and Width Adjustable Arms with Sliding and Lockable Pivot Pads	749	783	828	880	942	1015	1079	1168
		A60 Height Adjustable Arms – Black/Chrome	726	760	805	857	919	992	1056	1145
		A61 Height and Width Adjustable Arms – Black/Chrome	761	795	840	892	954	1027	1091	1180
3107 D5 Posture Back										
		N/A No Arms	622	656	701	753	815	888	952	1041
		A7 Fixed Cantilever Arms	710	744	789	841	903	976	1040	1129
		A55 Height Adjustable Arms	742	776	821	873	935	1008	1072	1161
		A56 Height and Width Adjustable Arms	776	810	855	907	969	1042	1106	1195
		A23 Height and Width Adjustable Arms with Sliding and Lockable Pivot Pads	791	825	870	922	984	1057	1121	1210
		A60 Height Adjustable Arms – Black/Chrome	768	802	847	899	961	1034	1098	1187
		A61 Height and Width Adjustable Arms – Black/Chrome	803	837	882	934	996	1069	1133	1222
3107 E2 Simple Synchro Tilt										
		N/A No Arms	644	678	723	775	837	910	974	1063
		A7 Fixed Cantilever Arms	732	766	811	863	925	998	1062	1151
		A55 Height Adjustable Arms	764	798	843	895	957	1030	1094	1183
		A56 Height and Width Adjustable Arms: BETTER, Task & Exec.*	798	832	877	929	991	1064	1128	1217
		A23 Height and Width Adjustable Arms with Sliding and Lockable Pivot Pads	813	847	892	944	1006	1079	1143	1232
		A60 Height Adjustable Arms – Black/Chrome	790	824	869	921	983	1056	1120	1209
		A61 Height and Width Adjustable Arms – Black/Chrome	825	859	904	956	1018	1091	1155	1244
3107 M2 Multi-Function										
		N/A No Arms	685	719	764	816	878	951	1015	1104
		A7 Fixed Cantilever Arms	773	807	852	904	966	1039	1103	1192
		A55 Height Adjustable Arms	805	839	884	936	998	1071	1135	1224
		A56 Height and Width Adjustable Arms	839	873	918	970	1032	1105	1169	1258
		A23 Height and Width Adjustable Arms with Sliding and Lockable Pivot Pads	854	888	933	985	1047	1120	1184	1273
		A60 Height Adjustable Arms – Black/Chrome	831	865	910	962	1024	1097	1161	1250
		A61 Height and Width Adjustable Arms – Black/Chrome	866	900	945	997	1059	1132	1196	1285
3107 K3 Knee Tilt										
		N/A No Arms	712	746	791	843	905	978	1042	1131
		A7 Fixed Cantilever Arms	800	834	879	931	993	1066	1130	1219
		A55 Height Adjustable Arms	832	866	911	963	1025	1098	1162	1251
		A56 Height and Width Adjustable Arms	866	900	945	997	1059	1132	1196	1285
		A23 Height and Width Adjustable Arms with Sliding and Lockable Pivot Pads	881	915	960	1012	1074	1147	1211	1300
		A60 Height Adjustable Arms – Black/Chrome	858	892	937	989	1051	1124	1188	1277
		A61 Height and Width Adjustable Arms – Black/Chrome	893	927	972	1024	1086	1159	1223	1312

Add \$80 List for fully assembled chairs in carton.

See Page 154 - 162 for full descriptions of arms, options and chair controls.

LEATHER GRADES			DIMENSIONS [†]			
3 COL Helvetia Basic	5 Helvetia Hampton	6 Green Hides Vulcano				
926	1099	1179	W	26"	BW	21"
1014	1187	1267	D	26"	BH	22.5"
1046	1219	1299	H	38-43"	WT	32.5 lbs. Armless
1080	1253	1333	SW	20"		40.6 lbs. w/Arms
1095	1268	1348	SD	19"	COM/COV	1.73 yds.
			SH	16.75-22"	COL	34.5 sq. ft.
1072	1245	1325				
1107	1280	1360				
968	1141	1221	W	26"	BW	21"
1056	1229	1309	D	26"	BH	22.5"
1088	1261	1341	H	38-43"	WT	32.5 lbs. Armless
1122	1295	1375	SW	20"		40.7 lbs. w/Arms
1137	1310	1390	SD	19"	COM/COV	1.73 yds.
			SH	16-21"	COL	34.5 sq. ft.
1114	1287	1367				
1149	1322	1402				
990	1163	1243	W	26"	BW	21"
1078	1251	1331	D	26"	BH	22.5"
1110	1283	1363	H	38.5-43.5"	WT	35.4 lbs. Armless
1144	1317	1397	SW	20"		43.6 lbs. w/Arms
1159	1332	1412	SD	19"	COM/COV	1.73 yds.
			SH	17-22.25"	COL	34.5 sq. ft.
1136	1309	1389				
1171	1344	1424				
1031	1204	1284	W	26"	BW	21"
1119	1292	1372	D	26"	BH	22.5"
1151	1324	1404	H	38.75-43"	WT	40.6 lbs. Armless
1185	1358	1438	SW	20"		48.8 lbs. w/Arms
1200	1373	1453	SD	19"	COM/COV	1.73 yds.
			SH	17-21.25"	COL	34.5 sq. ft.
1177	1350	1430				
1212	1385	1465				
1058	1231	1311	W	26"	BW	21"
1146	1319	1399	D	26"	BH	22.5"
1178	1351	1431	H	38.75-45"	WT	34.5 lbs. Armless
1212	1385	1465	SW	20"		42.7 lbs. w/Arms
1227	1400	1480	SD	19"	COM/COV	1.73 yds.
			SH	17-22.25"	COL	34.5 sq. ft.
1204	1377	1457				
1239	1412	1492				

[†]Dimensions shown above are for standard chairs only. Additional options will change dimensions.

HOW TO ORDER

Model # and Control: 3107 E2
 Arm Option: A55
 Additional Options: -
 Upholstery Option: Insight Ebony

3107 E2 A55 Insight Ebony = \$764

ARM OPTIONS



A7
Fixed Cantilever Arm



A55
Height Adjustable Arms



A56
Height and Width Adjustable Arms



A23
Height and Width Adjustable Arms with Sliding and Lockable Pivot Pads



A60
Height Adjustable Arms - Black/Chrome



A61
Height and Width Adjustable Arms - Black/Chrome

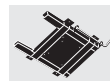
ADDITIONAL OPTIONS



BASE
(Add \$100)
B12 - Polished Aluminum



SOFT WHEEL CASTER & GLIDE
(Set of 5 - Add \$30)
W25 - Soft Wheel Caster
W6 - 2 1/4" Glide



SEAT SLIDERS
(Add \$79)
S2 - Seat Slider for D5 & M2
S3 - Seat Slider for E2

valence®

High Back SIN # 711-18

- Tailored contemporary styling.
- Available in mid and high back with five control and six arm options.
- Internal back height adjustment on D5, E2 and M2 controls.
- Molded seat foam.
- Additional options include seat slider (on D5, E2 and M2 controls only) and polished aluminum base.
- Rated up to 300 lbs. on mechanisms.












Backed by Highmark's Lifetime warranty.
 Price Range: \$646 - \$1,619
 Lead Time: Express Ten Day Turnaround

*Bold type indicates a Good, Better or Best chair.			FABRIC / VINYL GRADES							
MODEL	CONTROL	ARMS	A COM COV	B	C	D	E	F	G	J
High Back										
3110 S2 Swivel Tilt										
		N/A No Arms	646	680	725	777	839	912	976	1065
		A7 Fixed Cantilever Arms	734	768	813	865	927	1000	1064	1153
		A55 Height Adjustable Arms	766	800	845	897	959	1032	1096	1185
		A56 Height and Width Adjustable Arms	800	834	879	931	993	1066	1130	1219
		A23 Height and Width Adjustable Arms with Sliding and Lockable Pivot Pads	815	849	894	946	1008	1081	1145	1234
		A60 Height Adjustable Arms – Black/Chrome	792	826	871	923	985	1058	1122	1211
		A61 Height and Width Adjustable Arms – Black/Chrome	827	861	906	958	1020	1093	1157	1246
3110 D5 Posture Back										
		N/A No Arms	688	722	767	819	881	954	1018	1107
		A7 Fixed Cantilever Arms	776	810	855	907	969	1042	1106	1195
		A55 Height Adjustable Arms	808	842	887	939	1001	1074	1138	1227
		A56 Height and Width Adjustable Arms	842	876	921	973	1035	1108	1172	1261
		A23 Height and Width Adjustable Arms with Sliding and Lockable Pivot Pads	857	891	936	988	1050	1123	1187	1276
		A60 Height Adjustable Arms – Black/Chrome	834	868	913	965	1027	1100	1164	1253
		A61 Height and Width Adjustable Arms – Black/Chrome	869	903	948	1000	1062	1135	1199	1288
3110 E2 Simple Synchro Tilt										
		N/A No Arms	710	744	789	841	903	976	1040	1129
		A7 Fixed Cantilever Arms	798	832	877	929	991	1064	1128	1217
		A55 Height Adjustable Arms	830	864	909	961	1023	1096	1160	1249
		A56 Height and Width Adjustable Arms	864	898	943	995	1057	1130	1194	1283
		A23 Height and Width Adjustable Arms with Sliding and Lockable Pivot Pads	879	913	958	1010	1072	1145	1209	1298
		A60 Height Adjustable Arms – Black/Chrome	856	890	935	987	1049	1122	1186	1275
		A61 Height and Width Adjustable Arms – Black/Chrome	891	925	970	1022	1084	1157	1221	1310
3110 M2 Multi-Function										
		N/A No Arms	751	785	830	882	944	1017	1081	1170
		A7 Fixed Cantilever Arms	839	873	918	970	1032	1105	1169	1258
		A55 Height Adjustable Arms	871	905	950	1002	1064	1137	1201	1290
		A56 Height and Width Adjustable Arms	905	939	984	1036	1098	1171	1235	1324
		A23 Height and Width Adjustable Arms with Sliding* and Lockable Pivot Pads: BEST, Task	920	954	999	1051	1113	1186	1250	1339
		A23 Height and Width Adjustable Arms with Sliding* and Lockable Pivot Pads, Polished Aluminum Base: BEST, Exec.	1020	1054	1099	1151	1213	1286	1350	1439
		A60 Height Adjustable Arms – Black/Chrome	897	931	976	1028	1090	1163	1227	1316
		A61 Height and Width Adjustable Arms – Black/Chrome	932	966	1011	1063	1125	1198	1262	1351
3110 K3 Knee Tilt										
		N/A No Arms	778	812	857	909	971	1044	1108	1197
		A7 Fixed Cantilever Arms	866	900	945	997	1059	1132	1196	1285
		A55 Height Adjustable Arms	898	932	977	1029	1091	1164	1228	1317
		A56 Height and Width Adjustable Arms	932	966	1011	1063	1125	1198	1262	1351
		A23 Height and Width Adjustable Arms with Sliding and Lockable Pivot Pads	947	981	1026	1078	1140	1213	1277	1366
		A60 Height Adjustable Arms – Black/Chrome	924	958	1003	1055	1117	1190	1254	1343
		A61 Height and Width Adjustable Arms – Black/Chrome	959	993	1038	1090	1152	1225	1289	1378

Add \$80 List for fully assembled chairs in carton.

See Page 154 - 162 for full descriptions of arms, options and chair controls.

LEATHER GRADES						HOW TO ORDER		
3 COL Helvetia Basic	5 Helvetia Hampton	6 Green Hides Vulcano	DIMENSIONS [†]			Model # and Control:	3110 E2	
992	1165	1245	W	26"	BW	21"	Arm Option:	A55
1080	1253	1333	D	26"	BH	26.75"	Additional Options:	-
1112	1285	1365	H	42-47"	WT	33.2 lbs. Armless	Upholstery Option:	Insight Ebony
1146	1319	1399	SW	20"	41.4 lbs. w/Arms		3110 E2 A55 Insight Ebony = \$830	
1161	1334	1414	SD	19"	COM/COV	1.82 yds.	ARM OPTIONS	
			SH	16.75-22"	COL	34.5 sq. ft.	 	
1138	1311	1391						
1173	1346	1426						
1034	1207	1287	W	26"	BW	21"	 	
1122	1295	1375	D	26"	BH	26.75"	A7 Fixed Cantilever Arm	
1154	1327	1407	H	41.25-46"	WT	33.3 lbs. Armless	A55 Height Adjustable Arms	
1188	1361	1441	SW	20"	41.5 lbs. w/Arms		A56 Height and Width Adjustable Arms	
1203	1376	1456	SD	19"	COM/COV	1.82 yds.	A23 Height and Width Adjustable Arms with Sliding and Lockable Pivot Pads	
			SH	16-21"	COL	34.5 sq. ft.	 	
1180	1353	1433						
1215	1388	1468						
1056	1229	1309	W	26"	BW	21"	A60 Height Adjustable Arms - Black/Chrome	
1144	1317	1397	D	26"	BH	26.75"	A61 Height and Width Adjustable Arms - Black/Chrome	
1176	1349	1429	H	42.5-47.5"	WT	36.2 lbs. Armless	ADDITIONAL OPTIONS	
1210	1383	1463	SW	20"	44.4 lbs. w/Arms		 	
1225	1398	1478	SD	19"	COM/COV	1.82 yds.	BASE (Add \$100) B12 - Polished Aluminum	
			SH	17-22.25"	COL	34.5 sq. ft.	SOFT WHEEL CASTER & GLIDE (Set of 5 - Add \$30) W25 - Soft Wheel Caster W6 - 2 1/4" Glide	
1202	1375	1455						
1237	1410	1490						
1097	1270	1350	W	26"	BW	21"		
1185	1358	1438	D	26"	BH	26.75"	SEAT SLIDERS (Add \$79) S52 - Seat Slider for D5 & M2 S53 - Seat Slider for E2	
1217	1390	1470	H	42.75-47"	WT	41.4 lbs. Armless		
1251	1424	1504	SW	20"	49.6 lbs. w/Arms			
1266	1439	1519	SD	19"	COM/COV	1.82 yds.		
			SH	17-21.25"	COL	34.5 sq. ft.		
1366	1539	1619						
1243	1416	1496						
1278	1451	1531						
1124	1297	1377	W	26"	BW	21"		
1212	1385	1465	D	26"	BH	26.75"		
1244	1417	1497	H	42.75-49"	WT	35.3 lbs. Armless		
1278	1451	1531	SW	20"	43.5 lbs. w/Arms			
1293	1466	1546	SD	19"	COM/COV	1.82 yds.		
			SH	17-22.25"	COL	34.5 sq. ft.		
1270	1443	1523						
1305	1478	1558						

[†]Dimensions shown above are for standard chairs only. Additional options will change dimensions.

airus

Guest/Stacking SIN # 711-18













- Available in all plastic, mesh back or fully upholstered with or without arms, glides or casters.
- Offered in three plastic colors, seven mesh colors and unlimited upholstered colors.
- Available in silver or black frame.
- Additional options include ganging device.
- Rated up to 300 lbs. with glides or casters.



Backed by Highmark's Lifetime warranty.

Price Range: \$260 - \$812

Lead Time: 48-Hour Speed Ship[†] or Express Ten Day Turnaround

* Bold type indicates a Good, Better or Best chair. [†] Pitch, Platinum and Storm Mesh and Pitch Plastic only.					FABRIC / VINYL GRADES									
MODEL	FRAME COLOR	ARMS	GLIDES	ALL PLASTIC SEAT & BACK	A COM COV	B	C	D	E	F	G	J		
Plastic Back					UPHOLSTERED SEAT - PLASTIC BACK									
 	1512	BF or SF	N/A	W47: GOOD*	260	290	327	349	389	441	482	517	576	
 	1509	BF or SF	Arms	W47	286	316	353	375	415	467	508	543	602	
Mesh Back					UPHOLSTERED SEAT - MESH BACK									
 	1512M	BF or SF	N/A	W47	275	305	342	364	404	456	497	532	591	
 	1509M	BF or SF	Arms	W47: BETTER*	301	331	368	390	430	482	523	558	617	
Upholstered Back					UPHOLSTERED SEAT AND BACK									
 	1512UB	BF or SF	N/A	W47	N/A	350	387	409	449	501	542	577	636	
 	1509UB	BF or SF	Arms	W47	N/A	376	413	435	475	527	568	603	662	

SHIPPING NOTES: Chairs are packed three (3) to a carton. Order quantities not divisible by three (3) are subject to a carton breakage charge of \$30.00 list per order, per chair model upcharge.

Plastic Colors:

- Pitch (PIT)
- Snow (SNO)
- Platinum (PLT)

Mesh Back Colors:

- Pitch (MPI)
- Storm (MST)
- Platinum (MPL)
- Snow (MSO)
- Scarlet (MSC)
- Oxford (MOX)
- Oasis (MOS)

Prices shown are per chair.

Please view plastic and mesh colors at:

www.highmarkergo.com/products/highmark-seating/task/airus



Airus is the perfect companion to the Airus guest chair or any other task chair.
See Page 10.

1507

See Page 154 - 162 for full descriptions of arms, options and chair controls.

LEATHER GRADES			DIMENSIONS [†]		HOW TO ORDER	
3 COL Helvetia Basic	5 Helvetia Hampton	6 Green Hides Vulcano			Model # and Control:	1509M
523	620	726	W	19.75" Armless 23.25" w/Arms	BW	17" 15.25"
			D	21"	WT	48 lbs. Armless
			H	30.75"		53 lbs. w/Arms
			SW	18.25"		(3 Chairs)
549	646	752	SD	17"	COM/COV	0.80 yds.
			SH	16" (PP Seat) 16.75" (UPH Seat)	COL	12 sq. ft.
1509M BF PIT MPI Insight Ebony = \$331						
ADDITIONAL OPTIONS						
GANGING DEVICE (Add \$30) GD8 - 2 Pair Per Set						
538	635	741	W	19.75" Armless 23.25" w/Arms	BW	17" 15.25"
			D	21"	WT	48 lbs. Armless
			H	30.75"		53 lbs. w/Arms
			SW	18.25"		(3 Chairs)
			SD	17"	COM/COV	0.80 yds.
564	661	767	SH	16" (PP Seat) 16.75" (UPH Seat)	COL	12 sq. ft.
583	680	786	W	19.75" Armless 23.25" w/Arms	BW	17" 15.25"
			D	21"	WT	51 lbs. Armless
			H	30.75"		56 lbs. w/Arms
			SW	18.25"		(3 Chairs)
			SD	17"	COM/COV	0.80 yds.
609	706	812	SH	16.75"	COL	24 sq. ft.
[†] Dimensions shown above are for standard chairs only. Additional options will change dimensions. NOTE: Due to the nature of vinyl and leather upholstery, stacking process may cause impressions on the seat assembly. Highmark does not warrant the effects of stacking on vinyl and leather upholstery.						

airus

Guest/Stacking SIN # 711-18

- Available in all plastic, mesh back or fully upholstered and with or without arms, glides or casters.
- Offered in three plastic colors, seven mesh colors and unlimited upholstered colors.
- Available in silver or black frame.
- Additional options include ganging device.
- Rated up to 300 lbs. with glides or casters.









Backed by Highmark's Lifetime warranty.

Price Range: \$290 - \$842

Lead Time: 48-Hour Speed Ship[†] or Express Ten Day Turnaround

*** Bold type indicates a Good, Better or Best chair. [†]Pitch, Platinum and Storm Mesh and Pitch Plastic only.** FABRIC / VINYL GRADES

MODEL	FRAME COLOR	ARMS	CASTERS	ALL PLASTIC SEAT & BACK	A COM COV	B	C	D	E	F	G	J	
Plastic Back					UPHOLSTERED SEAT – PLASTIC BACK								
	1522	BF or SF	N/A	W48	290	320	357	379	419	471	512	547	606
	1529	BF or SF	Arms	W48	316	346	383	405	445	497	538	573	632
Mesh Back					PLASTIC SEAT	UPHOLSTERED SEAT – MESH BACK							
	1522M	BF or SF	N/A	W48	305	335	372	394	434	486	527	562	621
	1529M	BF or SF	Arms	W48	331	361	398	420	460	512	553	588	647
Upholstered Back					PLASTIC SEAT	UPHOLSTERED SEAT AND BACK							
	1522UB	BF or SF	N/A	W48	N/A	380	417	439	479	531	572	607	666
	1529UB	BF or SF	Arms	W48: BEST*	N/A	406	443	465	505	557	598	633	692

SHIPPING NOTES: Chairs are packed three (3) to a carton. Order quantities not divisible by three (3) are subject to a carton breakage charge of \$30.00 list per order, per chair model upcharge.

Plastic Colors:

- Pitch (PIT)
- Snow (SNO)
- Platinum (PLT)

Please view plastic and mesh colors at:

www.highmarkergo.com/products/highmark-seating/task/airus

Mesh Back Colors:

- Pitch (MPI)
- Storm (MST)
- Platinum (MPL)
- Snow (MSO)
- Scarlet (MSC)
- Oxford (MOX)
- Oasis (MOS)

NOTE: Stacking side chairs with the caster option is not recommended.



Prices shown are per chair.



Airus is the perfect companion to the Airus guest chair or any other task chair.
See Page 10.

1507

See Page 154 - 162 for full descriptions of arms, options and chair controls.

LEATHER GRADES			DIMENSIONS [†]				HOW TO ORDER		
3 COL Helvetia Basic	5 Helvetia Hampton	6 Green Hides Vulcano							
553	650	756	W	19.75" Armless 23.25" w/Arms	BW	17"	Model # and Control:	1529M	
			D	21"	BH	15.25"	Frame Color:	BF	
			H	30.75"	WT	50 lbs. Armless	Plastic Color:	PIT	
			SW	18.25"		56 lbs. w/Arms	Mesh Back Color:	MPI	
			SD	17"	COM/COV	0.80 yds.	Additional Options:	-	
579	676	782	SH	16" (PP Seat) 16.75" (UPH Seat)	COL	12 sq. ft.	Upholstery Option:	Insight Ebony	
								1529M BF PIT MPI Insight Ebony = \$361	
ADDITIONAL OPTIONS									
									
				GANGING DEVICE (Add \$30) GD8 - 2 Pair Per Set		SOFT WHEEL CASTER (Set of 4 - Add \$30) W49 - Soft Wheel Caster.			
568	665	771	W	19.75" Armless 23.25" w/Arms	BW	17"			
			D	21"	BH	15.25"			
			H	30.75"	WT	50 lbs. Armless			
			SW	18.25"		56 lbs. w/Arms			
			SD	17"	COM/COV	0.80 yds.			
594	691	797	SH	16" (PP Seat) 16.75" (UPH Seat)	COL	12 sq. ft.			
613	710	816	W	19.75" Armless 23.25" w/Arms	BW	17"			
			D	21"	BH	15.25"			
			H	30.75"	WT	53 lbs. Armless			
			SW	18.25"		56 lbs. w/Arms			
			SD	17"	COM/COV	0.80 yds.			
639	736	842	SH	16.75"	COL	24 sq. ft.			
[†] Dimensions shown above are for standard chairs only. Additional options will change dimensions.									
NOTE: Due to the nature of vinyl and leather upholstery, stacking process may cause impressions on the seat assembly. Highmark does not warrant the effects of stacking on vinyl and leather upholstery.									

ciro®

Guest/Nesting SIN # 711-18

- Plastic back or upholstered nesting side chair with or without arms.
- Wall saver frame in silver or black.
- Additional options include multiple casters and ganging device.
- Rated up to 300 lbs. with casters.



1309





1309UB

Backed by Highmark's Lifetime warranty.

Price Range: \$420 - \$959

Lead Time: 48-Hour Speed Ship or Express Ten Day Turnaround



*** Bold type indicates a Good, Better or Best chair.**

MODEL	FRAME	ARMS	CASTERS	A COM COV	FABRIC / VINYL GRADES							
					B	C	D	E	F	G	J	
Plastic Back												
 1312	BF or SF	N/A	W15: GOOD*	420	454	480	520	572	614	649	709	
 1309	BF or SF	Arms	W15: BETTER*	469	503	529	569	621	663	698	758	
Upholstered Back												
 1312UB	BF or SF	N/A	W15	480	514	540	580	632	674	709	769	
 1309UB	BF or SF	Arms	W15: BEST*	529	563	589	629	681	723	758	818	

Prices shown are per chair.

SHIPPING NOTES: Chairs are packed three (3) to a carton. Order quantities not divisible by three (3) are subject to a carton breakage charge of \$30.00 list per order, per chair model upcharge.

See Page 154 - 162 for full descriptions of arms, options and chair controls.

LEATHER GRADES			DIMENSIONS†				HOW TO ORDER			
3 COL Helvetia Basic	5 Helvetia Hampton	6 Green Hides Vulcano					Model # and Control:	1309		
649	745	850	W	23.75" Armless 26.25" w/Arms	BW	19.5" 17"	Frame Finish:	BF		
			D	24.5"	WT	75.7 lbs. Armless	Additional Options:	-		
			H	33.75"		84.1 lbs. w/Arms	Upholstery Option:	Insight Ebony		
			SW	18.25"		(3 Chairs)	1309 BF Insight Ebony = \$469			
			SD	19"	COM/COV	0.86 yds.	ADDITIONAL OPTIONS			
			SH	18"	COL	17.3 sq. ft.				
698	794	899							GANGING DEVICE (Add \$30) GD5 - 1 Pair Per Set	CASTERS & GLIDE (Set of 4 - Add \$30) W15A - Hard Wheel Caster with Safety Brake W16 - Soft Wheel Caster with Safety Brake W36 - Soft Wheel Caster W26 - 2 1/4" Glide
709	805	910	W	23.75" Armless 26.25" w/Arms	BW	19.5" 18"	NESTING DIMENSIONS			
			D	24.5"	WT	79.6 lbs. Armless	2 CHAIRS:	33.25" D		
			H	34.5"		88 lbs. w/Arms	EACH ADDITIONAL CHAIR:	+8.75"		
			SW	18.25"		(3 Chairs)				
			SD	18"	COM/COV	0.86 yds.				
			SH	18"	COL	28.8 sq. ft.				
758	854	959								

†Dimensions shown above are for standard chairs only. Additional options will change dimensions.

gēnus™

Guest SIN # 711-19

- Genus side transcends into task, side and stool versions.
- Wall saver frame in silver or black.
- Offered in seven different mesh colors
- Molded seat foam.
- Available in a mesh or upholstered back, with or without arms and with glides or casters.
- Stacks four high on the floor
- Rated up to 300 lbs. with glides or casters.



Backed by Highmark's Lifetime warranty.

Price Range: \$375 - \$1,001

Lead Time: 48-Hour Speed Ship or Express Ten Day Turnaround

* Bold type indicates a Good, Better or Best chair.				SEAT FABRIC / VINYL GRADES								
MODEL	FRAME COLOR	ARMS	GLIDES OR CASTERS	A COM COV	B	C	D	E	F	G	J	
Mesh Back				UPHOLSTERED SEAT – MESH BACK								
3701M												
		BF or SF	N/A	W39 (Glide): GOOD*	375	403	432	465	505	552	602	639
		BF or SF	A9	W39 (Glide): BETTER*	425	453	482	515	555	602	652	689
		BF or SF	N/A	W40 (Caster)	416	444	473	506	546	593	643	680
		BF or SF	A9	W40 (Caster)	466	494	523	556	596	643	693	730
Upholstered Back				UPHOLSTERED SEAT AND BACK								
3701												
		BF or SF	N/A	W39 (Glide)	415	448	492	542	603	674	734	805
		BF or SF	A9	W39 (Glide)	465	498	542	592	653	724	784	855
		BF or SF	N/A	W40 (Caster)	456	489	533	583	644	715	775	846
		BF or SF	A9	W40 (Caster): BEST*	506	539	583	633	694	765	825	896

SHIPPING NOTES: Chairs are packed three (3) to a carton. Order quantities not divisible by three (3) are subject to a carton breakage charge of \$30.00 list per order, per chair model upcharge.

Frame Colors:

- Black (BF)
- Silver (SF)

Mesh Back Colors:

- Pitch (MPI)
- Storm (MST)
- Platinum (MPL)
- Snow (MSO)
- Scarlet (MSC)
- Oxford (MOX)
- Oasis (MOS)

NOTE: Stacks four on the floor. Stacking side chairs with the caster option is not recommended.



Please view mesh back colors at: www.highmarkergo.com/products/highmark-seating/body-balance/genus



Genus High Back chair is the perfect companion to the Genus Side chair or any other task chair. See Page 36.

3615

See Page 154 - 162 for full descriptions of arms, options and chair controls.

LEATHER GRADES			DIMENSIONS†			HOW TO ORDER	
3 COL Helvetia Basic	5 Helvetia Hampton	6 Green Hides Vulcano				Model # and Control:	3701M
557	667	734	W	20.25" Armless	BW 19.75"	Frame Color:	BF
				23.5" w/Arms	BH 13.25"	Mesh Color:	MPI
			D	24"	WT 58.4 lbs. Armless	Arm Option:	A9
			H	33"	62 lbs. w/Arms	Caster:	W39
			SW	19.25"	(3 Chairs)	Additional Options:	-
			SD	18"	COM/COV 0.90 yds.	Upholstery Option:	Insight Ebony
607	717	784	SH	17.5"	COL 17.3 sq. ft.	3701M BF MPI A9 W39 Insight Ebony = \$425	
598	708	775				ARM OPTIONS	
						 <p>A9 Fixed Arms (Black only)</p>	
648	758	825				ADDITIONAL OPTIONS	
						 <p>CASTERS (Set of 4 - Add \$30) W42 - Hard Wheel Caster with Safety Brake W43 - Soft Wheel Caster with Safety Brake W41 - Soft Wheel Caster</p>	
668	844	910	W	20.25" Armless	BW 19.75"		
				23.5" w/Arms	BH 13.25"		
			D	24"	WT 59.9 lbs. Armless		
			H	33"	63.5 lbs. w/Arms		
			SW	19.25"	(3 chairs)		
			SD	17"	COM/COV 0.90 yds.		
718	894	960	SH	17.5"	COL 28.8 sq. ft.		
709	885	951					
759	935	1001					

†Dimensions shown above are for standard chairs only. Additional options will change dimensions.

genus™

Task SIN # 711-18

- Genus side transcends into task, side and stool versions.
- Offered in a black or silver frame color.
- Offered in seven different mesh colors .
- Molded seat foam.
- Available in a mesh or upholstered back, with or without arms and glides or casters.
- Rated up to 300 lbs. with glides or casters.



3703M

Backed by Highmark's Lifetime warranty.
 Price Range: \$500 - \$989
 Lead Time: Express Ten Day Turnaround

* **Bold type indicates a Good, Better or Best chair.**

MODEL	CONTROL	FRAME COLOR	ARMS	CASTERS	FABRIC / VINYL GRADES									
					A COM COV	B	C	D	E	F	G	J		
Mesh Back														
3703M														
UPHOLSTERED SEAT AND BACK														
	T4 Basic Task	BF or SF	N/A	W24	500	528	557	590	630	677	727	764		
	T4 Basic Task	BF or SF	A9	W24	550	578	607	640	680	727	777	814		
	S1 Swivel Tilt	BF or SF	N/A	W24	530	558	587	620	660	707	757	794		
	S1 Swivel Tilt	BF or SF	A9	W24	580	608	637	670	710	757	807	844		
	S5 Swivel Tilt	BF or SF	N/A	W24	580	608	637	670	710	757	807	844		
	S5 Swivel Tilt	BF or SF	A9	W24	630	658	687	720	760	807	857	894		

Frame Colors:

- Black (BF)
- Silver (SF)

Mesh Back Colors:

- Pitch (MPI)
- Storm (MST)
- Platinum (MPL)
- Snow (MSO)
- Scarlet (MSC)
- Oxford (MOX)
- Oasis (MOS)

Please view mesh back colors at: www.highmarkergo.com/products/highmark-seating/body-balance/genus




Add \$80 list for fully assembled chairs in carton



3701M

Genus side chair is the perfect companion to the Genus high back chair or any other task chair. See Page 40 or 104.

See Page 154 - 162 for full descriptions of arms, options and chair controls.

LEATHER GRADES			DIMENSIONS†				HOW TO ORDER		
3 COL Helvetia Basic	5 Helvetia Hampton	6 Green Hides Vulcano					Model # and Control:	3703M T4	
682	792	859	W	27.5"	BW	19.75"	Frame Color:	BF	
			D	27.5"	BH	13.25"	Mesh Color:	MPI	
			H	31.25-36.25"	WT	31.8 lbs. Armless	Arm Option:	A9	
			SW	19.25"		33 lbs. w/Arms	Caster:	W24	
			SD	18"	COM/COV	0.90 yds.	Additional Options:	-	
			SH	15.25-20.25"	COL	17.3 sq. ft.	Upholstery Option:	Insight Ebony	
732	842	909							3703M T4 BF MPI A9 W24
							Insight Ebony = \$550		
712	822	889	W	27.5"	BW	19.75"	ARM OPTIONS		
			D	27.5"	BH	13.25"			
			H	31.5-36.25"	WT	33.8 lbs. Armless	A9		
			SW	19.25"		35 lbs. w/Arms	Fixed Arms		
			SD	18"	COM/COV	0.90 yds.	(Black only)		
			SH	15.5-20.5"	COL	17.3 sq. ft.			
762	872	939							ADDITIONAL OPTIONS
762	872	939	W	27.5"	BW	19.75"			
			D	27.5"	BH	13.25"	BASE		
			H	32-37"	WT	33.6 lbs. Armless	(Add \$100)		
			SW	19.25"		34.8 lbs. w/Arms	B18 - Polished Aluminum		
			SD	18"	COM/COV	0.90 yds.			
			SH	15.75-20.75"	COL	17.3 sq. ft.	SOFT WHEEL		
812	922	989							CASTER & GLIDE
							(Set of 5 - Add \$30)		
							W25 - Soft Wheel Caster		
							W35 - Hollow Soft Wheel Caster		
							W6 - 2 1/4" Glide		













†Dimensions shown above are for standard chairs only. Additional options will change dimensions.

genus™

Task SIN # 711-18

- Genus side transcends into task, side and stool versions.
- Offered in a silver or black frame color.
- Offered in seven different mesh colors
- Molded seat foam.
- Available in a mesh or upholstered back, with or without arms and glides or casters.
- Rated up to 300 lbs. with glides or casters.




Backed by Highmark's Lifetime warranty.
 Price Range: \$540 - \$1,165
 Lead Time: Express Ten Day Turnaround

* Bold type indicates a Good, Better or Best chair.						FABRIC / VINYL GRADES							
MODEL	CONTROL	FRAME COLOR	ARMS	CASTERS	A COM COV	B	C	D	E	F	G	J	
Upholstered Back													
3703						UPHOLSTERED SEAT AND BACK							
		T4 Basic Task	BF or SF	N/A	W24	540	573	617	667	728	799	859	930
		T4 Basic Task	BF or SF	A9	W24	590	623	667	717	778	849	909	980
		S1 Swivel Tilt	BF or SF	N/A	W24	570	603	647	697	758	829	889	960
		S1 Swivel Tilt	BF or SF	A9	W24	620	653	697	747	808	879	939	1010
		S5 Swivel Tilt	BF or SF	N/A	W24	620	653	697	747	808	879	939	1010
		S5 Swivel Tilt	BF or SF	A9	W24	670	703	747	797	858	929	989	1060

Frame Colors:
 • Black (BF) • Silver (SF)

Add \$80 list for fully assembled chairs in carton

See Page 154 - 162 for full descriptions of arms, options and chair controls.

LEATHER GRADES			DIMENSIONS [†]				HOW TO ORDER		
3 COL Helvetia Basic	5 Helvetia Hampton	6 Green Hides Vulcano					Model # and Control:	3703 T4	
793	969	1035	W	27.5"	BW	19.75"	Frame Color:	BF	
			D	27.5"	BH	13.25"	Mesh Color:	MPI	
			H	31.25-36.25"	WT	32.3 lbs. Armless	Arm Option:	A9	
			SW	19.25"		33.5 lbs. w/Arms	Caster:	W24	
			SD	17"	COM/COV	0.90 yds.	Additional Options:	-	
			SH	15.25-20.25"	COL	28.8 sq. ft.	Upholstery Option:	Insight Ebony	
843	1019	1085							3703 T4 BF MPI A9 W24 Insight Ebony = \$590
823	999	1065	W	27.5"	BW	19.75"	ARM OPTIONS		
			D	27.5"	BH	13.25"			
			H	31.5-36.5"	WT	34.3 lbs. Armless	A9 Fixed Arms (Black only)		
			SW	19.25"		35.5 lbs. w/Arms			
			SD	17"	COM/COV	0.90 yds.			
			SH	15.5-20.5"	COL	28.8 sq. ft.			
873	1049	1115							ADDITIONAL OPTIONS
873	1049	1115	W	27.5"	BW	19.75"			
			D	27.5"	BH	13.25"	BASE (Add \$100) B18 - Polished Aluminum		
			H	32-37"	WT	34.1 lbs. Armless			
			SW	19.25"		35.3 lbs. w/Arms	SOFT WHEEL CASTER & GLIDE (Set of 5 - Add \$30) W25 - Soft Wheel Caster W35 - Hollow Soft Wheel Caster W6 - 2 1/4" Glide		
			SD	17"	COM/COV	0.90 yds.			
			SH	15.75-20.75"	COL	28.8 sq. ft.			
923	1099	1165							

















[†]Dimensions shown above are for standard chairs only. Additional options will change dimensions.

genus™

Conference Task SIN # 711-18

- Genus side transcends into task, side and stool versions.
- Offered in a silver or black frame color.
- Offered in seven different mesh colors.
- Molded seat foam.
- Available in a mesh or upholstered back, with or without arms and glides or casters.
- Rated up to 300 lbs. with glides or casters.

Backed by Highmark's Lifetime warranty.
 Price Range: \$600 - \$1,265
 Lead Time: Express Ten Day Turnaround

* Bold type indicates a Good, Better or Best chair.						SEAT FABRIC / VINYL GRADES							
MODEL	CONTROL	FRAME COLOR	ARMS	GLIDES	A COM COV	B	C	D	E	F	G	J	
Mesh Back						UPHOLSTERED SEAT – MESH BACK							
3705M													
		T4 Basic Task	BF or SF	N/A	W44	600	628	657	690	730	777	827	864
		T4 Basic Task	BF or SF	A9	W44	650	678	707	740	780	827	877	914
		S6 Basic Swivel	BF or SF	N/A	W44	680	708	737	770	810	857	907	944
		S6 Basic Swivel	BF or SF	A9	W44	730	758	787	820	860	907	957	994
Upholstered Back						UPHOLSTERED SEAT AND BACK							
3705													
		T4 Basic Task	BF or SF	N/A	W44	640	673	717	767	828	899	959	1030
		T4 Basic Task	BF or SF	A9	W44	690	723	767	817	878	949	1009	1080
		S6 Basic Swivel	BF or SF	N/A	W44	720	753	797	847	908	979	1039	1110
		S6 Basic Swivel	BF or SF	A9	W44	770	803	847	897	958	1029	1089	1160

Frame Colors:

- Black (BF)
- Silver (SF)

Mesh Back Colors:


- Pitch (MPI)
- Storm (MST)
- Platinum (MPL)
- Snow (MSO)
- Scarlet (MSC)
- Oxford (MOX)
- Oasis (MOS)

Please view mesh back colors at: www.highmarkergo.com/products/highmark-seating/body-balance/genus

NOTE: There is no height adjustment on the 3705M, 3705

Add \$80 list for fully assembled chairs in carton

See Page 154 - 162 for full descriptions of arms, options and chair controls.

LEATHER GRADES			DIMENSIONS [†]				HOW TO ORDER		
3 COL Helvetia Basic	5 Helvetia Hampton	6 Green Hides Vulcano					Model # and Control:	3705 T4	
782	892	959	W	29.25"	BW	19.75"	Frame Color:	BF	
			D	29.25"	BH	13.25"	Mesh Color:	MPI	
			H	33"	WT	32 lbs. Armless	Arm Option:	A9	
			SW	19.25"		33.2 lbs. w/Arms	Glide:	W44	
			SD	18"	COM/COV	0.90 yds.	Additional Options:	-	
			SH	18"	COL	17.3 sq. ft.	Upholstery Option:	Insight Ebony	
832	942	1009							3705 T4 BF MPI A9 W44 Insight Ebony = \$690
862	972	1039	W	29.25"	BW	19.75"	ARM OPTIONS		
			D	29.25"	BH	13.25"			
			H	34"	WT	33.4 lbs. Armless	A9		
			SW	19.25"		34.6 lbs. w/Arms	Fixed Arms		
			SD	18"	COM/COV	0.90 yds.	(Black only)		
			SH	18.25"	COL	17.3 sq. ft.			
912	1022	1089							
893	1069	1135	W	29.25"	BW	19.75"			
			D	29.25"	BH	13.25"			
			H	33"	WT	32.5 lbs. Armless			
			SW	19.25"		33.7 lbs. w/Arms			
			SD	17"	COM/COV	0.90 yds.			
			SH	18"	COL	28.8 sq. ft.			
943	1119	1185							
973	1149	1215	W	29.25"	BW	19.75"			
			D	29.25"	BH	13.25"			
			H	34"	WT	33.9 lbs. Armless			
			SW	19.25"		35.1 lbs. w/Arms			
			SD	17"	COM/COV	0.90 yds.			
			SH	18.25"	COL	28.8 sq. ft.			
1023	1199	1265							

[†]Dimensions shown above are for standard chairs only. Additional options will change dimensions.

genus™

Stools SIN # 711-19

- Genus side transcends into task, side and stool versions.
- Offered in a silver or black frame color.
- Offered in seven different mesh colors.
- Molded seat foam.
- Available in a mesh or upholstered back, with or without arms and glides or casters.
- Rated up to 300 lbs. with glides or casters.

Backed by Highmark's Lifetime warranty.

Price Range: \$485 - \$1,090

Lead Time: 48-Hour Speed Ship* or Express Ten Day Turnaround

* Bold type indicates a Good, Better or Best chair. †Pitch, Platinum and Storm Mesh and Black Frame only.				FABRIC / VINYL GRADES								
MODEL	FRAME COLOR	ARMS	GLIDES	A COM COV	B	C	D	E	F	G	J	
Mesh Back Counter Height												
3711M												
		BF or SF	N/A	W45	485	513	542	575	615	662	712	749
		BF or SF	Arms	W45	535	563	592	625	665	712	762	799
Upholstered Back Counter Height												
3711												
		BF or SF	N/A	W45	525	558	602	652	713	784	844	915
		BF or SF	Arms	W45	575	608	652	702	763	834	894	965
Mesh Back Bar Height												
3713M												
		BF or SF	N/A	W45	505	533	562	595	635	682	732	769
		BF or SF	Arms	W45	555	583	612	645	685	732	782	819
Upholstered Back Bar Height												
3713												
		BF or SF	N/A	W45	545	578	622	672	733	804	864	935
		BF or SF	Arms	W45	595	628	672	722	783	854	914	985

Frame Colors:



- Black (BF)
- Silver (SF)

Mesh Back Colors:

- Pitch (MPI)
- Storm (MST)
- Platinum (MPL)
- Snow (MSO)
- Scarlet (MSC)
- Oxford (MOX)
- Oasis (MOS)

Please view mesh back colors at: www.highmarkergo.com/products/highmark-seating/body-balance/genus

See Page 154 - 162 for full descriptions of arms, options and chair controls.

LEATHER GRADES			DIMENSIONS [‡]						HOW TO ORDER		
3 COL Helvetia Basic	5 Helvetia Hampton	6 Green Hides Vulcano							Model # and Control:	3713M	
667	777	844	W	22.5" Armless 23.5" w/Arms	BW	19.75"	BH	13.25"	Frame Finish:	BF	
			D	25"	WT	31 lbs. Armless			Mesh Back Color:	MPI	
			H	39.5"		32.2 lbs. w/Arms			Arm Option:	A9	
			SW	19.25"	COM/COV	0.93 yds.			Additional Options:	-	
			SD	18"	COL	17.3 sq. ft.			Upholstery Option:	Insight Ebony	
			SH	24.5"							
717	827	894								3713M BF A9 MPI Insight Ebony = \$555	
ARM OPTIONS											
											
A9 Fixed Arms (Black only)											
778	954	1020	W	22.5" Armless 23.5" w/Arms	BW	19.75"	BH	13.25"	ADDITIONAL OPTIONS		
			D	25"	WT	31.5 lbs. Armless					
			H	39.5"		32.7 lbs. w/Arms			GLIDES		
			SW	19.25"	COM/COV	0.93 yds.			Set of 4 - (Add \$20)		
			SD	18"	COL	17.3 sq. ft.			W46 - Felt Tip Glide		
			SH	24.5"							
828	1004	1070									
687	797	864	W	22.5" Armless 23.5" w/Arms	BW	19.75"	BH	13.25"			
			D	25.5"	WT	32.2 lbs. Armless					
			H	44.5"		33.4 lbs. w/Arms					
			SW	19.25"	COM/COV	0.93 yds.					
			SD	18"	COL	17.3 sq. ft.					
			SH	29.5"							
737	847	914									
798	974	1040	W	22.5" Armless 23.5" w/Arms	BW	19.75"	BH	13.25"			
			D	25.5"	WT	32.7 lbs. Armless					
			H	44.5"		33.9 lbs. w/Arms					
			SW	19.25"	COM/COV	1.6 yds.					
			SD	18"	COL	31.1 sq. ft.					
			SH	29.5"							
848	1024	1090									

[‡]Dimensions shown above are for standard chairs only. Additional options will change dimensions.









Guest/Stacking SIN # 711-19

- Knit, mesh back or fully upholstered side chair with two arm options or without arms.
- Wall saver frame in silver or black.
- Molded seat foam.
- Ganging device option available.
- Rated up to 300 lbs. with glides.



Backed by Highmark's Lifetime warranty.
 Price Range: \$468 - \$1150
 Lead Time: 48-Hour Speed Ship[†] or Express Ten Day Turnaround

* Bold type indicates a Good, Better or Best chair. †Mesh and black knit only.					FABRIC / VINYL GRADES							
MODEL	FRAME	ARMS	GLIDES	A COM COV	B	C	D	E	F	G	J	
Mesh Back												
	7112M	BF or SF	N/A	W32: GOOD*	468	484	502	532	561	595	624	663
	7109M	BF or SF	A58	W32	574	590	608	638	667	701	730	769
	7109M	BF or SF	A59	W32	640	656	674	704	733	767	796	835
Knit Back												
	7112K	BF or SF	N/A	W32	473	489	507	537	566	600	629	668
	7109K	BF or SF	A58	W32: BETTER*	579	595	613	643	672	706	735	774
	7109K	BF or SF	A59	W32	645	661	679	709	738	772	801	840
Upholstered Back and Seat												
	7112	BF or SF	N/A	W32	544	573	603	638	690	743	791	868
	7109	BF or SF	A58	W32	650	679	709	744	796	849	897	974
	7109	BF or SF	A59	W32: BEST*	716	745	775	810	862	915	963	1040

Mesh Back Colors:




- Black (MBK)
- Tan (MTN)
- Green (MGR)
- White (MWH)
- Orange (MOR)
- Charcoal (MCC)

Knit Back Colors:

- Black (3BK)
- Tan (3TN)
- Green (3GR)
- White (3WH)
- Orange (3OR)
- Charcoal (3CC)

Please view knit and mesh back colors at: www.highmarkergo.com/products/highmark-seating/body-balance/hb

See Page 154 - 162 for full descriptions of arms, options and chair controls.

LEATHER GRADES			DIMENSIONS [†]			HOW TO ORDER		
3 COL Helvetia Basic	5 Helvetia Hampton	6 Green Hides Vulcano				Model # and Control:	7109K	
624	704	733	W	20.5" Armless 24.5" w/Arms	BW	19"	Frame Finish:	BF
			D	23.75"	BH	18.25"	Knit Back Color:	3BK
			H	36.25"	WT	31.1 lbs. Armless 38.5 lbs. w/Arms	Arm Option:	A58
			SW	20.5"	COM/COV	0.93 yds.	Additional Options:	-
			SD	18.25"	COL	12.5 sq. ft.	Upholstery Option:	Insight Ebony
			SH	18"			7109K BF 3BK A58 Insight Ebony = \$579	
730	810	839					ARM OPTIONS	
796	876	905						
							A58 Fixed Loop Arms	A59 Polished Aluminum Loop Arms with Insert Pad
629	709	738	W	20.5" Armless 24.5" w/Arms	BW	19"	ADDITIONAL OPTIONS	
			D	23.75"	BH	18.25"		
			H	36.25"	WT	31.1 lbs. Armless 38.5 lbs. w/Arms	GANGING DEVICE (Add \$30)	
			SW	20.5"	COM/COV	0.93 yds.	GD2 - 2 Pair Per Set	
			SD	18.25"	COL	12.5 sq. ft.		
			SH	18"				
735	815	844						
801	881	910						
791	932	978	W	20.5" Armless 24.5" w/Arms	BW	19.25"		
			D	23.75"	BH	18.5"		
			H	36.5"	WT	31.6 lbs. Armless 39 lbs. w/Arms		
			SW	20.5"	COM/COV	1.72 yds.		
			SD	18.25"	COL	28.8 sq. ft.		
			SH	18"				
897	1038	1084						
963	1104	1150						

[†]Dimensions shown above are for standard chairs only. Additional options will change dimensions.

intu™







Guest/Stacking and Stools SIN # 711-19

- Available as guest/stack chair and stools
- Chrome frame.
- Available in all plastic in seven colors or with an upholstered seat.
- Additional options include glides, dolly and ganging device.
- Stacks up to 35 chairs high on a dolly.
- Rated up to 300 lbs.



Backed by Highmark's Lifetime warranty.
 Price Range: \$158 - \$566
 Lead Time: 48-Hour Speed Ship[†] or Express Ten Day Turnaround[†]

*** Bold type indicates a Good, Better or Best chair. †Standard plastic colors only.**

					FABRIC / VINYL GRADES									
MODEL	FRAME COLOR (CHROME)	ARMS	GLIDES	ALL PLASTIC SHELL	A COM COV	B	C	D	E	F	G	J		
Guest / Stacking					UPHOLSTERED SEAT - PLASTIC BACK									
1412 Plastic Shell														
		1412	CF	N/A	N/A: GOOD*	158	243	256	268	290	311	340	363	395
		1412	CF	N/A	N/A: BETTER*	N/A	243	256	268	290	311	340	363	395
		1412CC*	CF	N/A	W33: BEST*	183	268	281	293	315	336	365	388	420
Mid Height / Counter Height Stools					UPHOLSTERED SEAT - PLASTIC BACK									
1411 Plastic Shell														
		1411	CF	N/A	N/A	265	350	363	375	397	418	447	470	502
Bar Height / Cafe Height Stools					UPHOLSTERED SEAT - PLASTIC BACK									
1413 Plastic Shell														
		1413	CF	N/A	N/A	285	370	383	395	417	438	467	490	522

SHIPPING NOTES: Guest chairs are packed four (4) to a carton, stools are packed two (2) to a carton. Order quantities not divisible by four (4) are subject to a carton breakage charge of \$30.00 list per order, per chair model upcharge. No carton breakage charge for stools.

- Plastic Colors:**
- Sage (SAG)
 - Slate (SLT)
 - Battleship (BAT)
 - White (WHT)
 - Black (BLK)
 - Deep Blue (DPB)
 - Sand (SND)

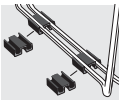
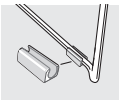

Please view plastic colors at: www.highmarkergo.com/products/highmark-seating/multi-purpose/intu

NOTE: W33 Glides are not standard, but can be added for \$15 per set.

*CC = Custom Color. For custom plastic colors please see page 153 for more information.

Prices shown are per chair.

See Page 154 - 162 for full descriptions of arms, options and chair controls.

LEATHER GRADES			DIMENSIONS†			HOW TO ORDER		
3 COL Helvetia Basic	5 Helvetia Hampton	6 Green Hides Vulcano				Model # and Control:	1412	
347	416	439	W	21" Armless	BW	19"	Plastic Color:	BLK
347	416	439	D	23.75"	BH	16"	Additional Options:	-
372	441	464	H	32.5"	WT	68 lbs. Armless	Upholstery Option:	-
			SW	19"		(4 chairs)	1412 BLK = \$158	
			SD	18.75"	COM/COV	0.86 yds.	ADDITIONAL OPTIONS	
			SH	17.25" (PP Seat)	COL	17.3 sq. ft.		
				18" (UPH Seat)			GANGING DEVICE (Add \$15) GD6 - 1 Pair Per Set	CLEAR NYLON GLIDES (Add \$15) W33 - 4 Per Set
454	523	546	W	21.5" Armless	BW	19"		
			D	24.5"	BH	16"	DOLLY (1412 Only) (Add \$350 ea.)	
			H	38.5"	WT	53 lbs. Armless	DL7	
			SW	19"		(2 chairs)	· Plastic Shell	
			SD	18.75"	COM/COV	0.86 yds.	35 (Dolly)♦	
			SH	24" (PP Seat)	COL	17.3 sq. ft.	14 (Floor)	
				24.75" (UPH Seat)			· Plastic Shell and Uph. Seat	
							10 (Dolly)♦	
							7 (Floor)	
							♦When stacked appropriately.	
474	543	566	W	21" Armless	BW	19"		
			D	25.5"	BH	16"		
			H	44.25"	WT	57 lbs. Armless		
			SW	19"		(2 chairs)		
			SD	18.75"	COM/COV	0.86 yds.		
			SH	30" (PP Seat)	COL	17.3 sq. ft.		
				30.75" (UPH Seat)				

†Dimensions shown above are for standard chairs only. Additional options will change dimensions.

lynx™

Guest/Sled and Stools SIN # 711-19 / 711-18

- Available as guest, sled, stool, heavy duty, bariatric and easy access stool.
- Wall saver frame in silver or black.
- Additional options include silver arms, pads and glides, tablet arms, 1" additional seat foam, dolly and ganging device.
- Available fully upholstered, with or without arms and glides or casters.
- Standard rated up to 300 lbs. with glides or casters. HD and Easy Access rated up to 350 lbs., 500 lbs. on 30" and 1,000 lbs. on 42" with swivel glides.



Backed by Highmark's Lifetime warranty.
 Price Range: \$368 - \$1,221
 Lead Time: 48-Hour Speed Ship or Express Ten Day Turnaround

* Bold type indicates a Good, Better or Best chair.					FABRIC / VINYL GRADES								
MODEL	FRAME COLOR	ARMS	GLIDES OR CASTERS	A COM COV	B	C	D	E	F	G	J		
Guest / Stacking SIN # 711-19													
		2012	BF or SF	N/A	W26 (Glide): GOOD *	368	393	427	467	513	564	613	704
		2009	BF or SF	Arms	W26 (Glide): BETTER *	440	465	499	539	585	636	685	776
		2212	BF or SF	N/A	W15 (Caster)	438	463	497	537	583	634	683	774
		2209	BF or SF	Arms	W15 (Caster)	510	535	569	609	655	706	755	846
Guest / Sled SIN # 711-18													
		2112	BF or SF	N/A	N/A	411	436	470	510	556	607	656	747
		2109	BF or SF	Arms	N/A: BEST *	453	478	512	552	598	649	698	789
Bar Height Stools SIN # 711-18													
		2322	BF or SF	N/A	N/A	583	608	642	682	728	779	828	919
		2319	BF or SF	Arms	N/A	655	680	714	754	800	851	900	991

SHIPPING NOTES: Chairs are packed three (3) to a carton. Order quantities not divisible by three (3) are subject to a carton breakage charge of \$30.00 list per order, per chair model upcharge except 2112, 2109, 2319 and 2322.

NOTE: Stacking side chairs with the caster option is not recommended.

Prices shown are per chair.

See Page 154 - 162 for full descriptions of arms, options and chair controls.

LEATHER GRADES			DIMENSIONS†		HOW TO ORDER	
3 COL Helvetia Basic	5 Helvetia Hampton	6 Green Hides Vulcano			Model # and Control:	2009
593	749	934	W	21.5" Armless 24" w/Arms	BW	17"
					BH	14.5"
			D	24"	WT	73 lbs. Armless
			H	33"		83 lbs. w/Arms
			SW	16.5"		(3 Chairs)
			SD	18.25"	COM/COV	1.44 yds.
665	821	1006	SH	18"	COL	32.2 sq. ft.
663	819	1004	W	21.5" Armless 24" w/Arms	BW	17"
					BH	14.5"
			D	23.5"	WT	73 lbs. Armless
			H	33"		83 lbs. w/Arms
			SW	16.5"		(3 Chairs)
			SD	18.25"	COM/COV	1.44 yds.
735	891	1076	SH	18.5"	COL	32.2 sq. ft.
636	792	977	W	21.5" Armless 24" w/Arms	BW	17"
					BH	14.5"
			D	24"	WT	28 lbs. Armless
			H	33"		32 lbs. w/Arms
			SW	16.5"	COM/COV	1.44 yds.
			SD	18.25"	COL	32.2 sq. ft.
678	834	1019	SH	18.5"		
808	964	1149	W	22.75" Armless 24" w/Arms	BW	17"
					BH	14.5"
			D	26"	WT	39 lbs. Armless
			H	45"		42 lbs. w/Arms
			SW	16.5"	COM/COV	1.44 yds.
			SD	18.25"	COL	32.2 sq. ft.
880	1036	1221	SH	30.5"		

†Dimensions shown above are for standard chairs only. Additional options will change dimensions.

HOW TO ORDER

Model # and Control: 2009
 Frame Finish: BF
 Additional Options: -
 Upholstery Option: Insight Ebony

2009 BF Insight Ebony = \$440

ARM OPTIONS



SILVER ARMS

(Add \$30)
 SA - Fixed Silver Arms

Upcharge applies on chairs with arms only (2009, 2209, 2109, 2319).

ADDITIONAL OPTIONS



GANGING DEVICE

(Add \$30)
 GD2 - 2 Pair Per Set



CASTERS & GLIDE

(Set of 4 - Add \$30)
 W15A - Hard Wheel Caster with Safety Brake
 W16 - Soft Wheel Caster with Safety Brake
 W34 - Silver High Glide
 W36 - Soft Wheel Caster



FIXED TABLET - RIGHT HAND SEATED

(Add \$120)
 TR1



FIXED TABLET - LEFT HAND SEATED

(Add \$120)
 TL1

Chairs with tablet arms are non-stackable.
 Available on armless chairs only (2012, 2212).



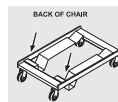
BOOK RACK

(Add \$75)
 BR1



ADDITIONAL SEAT FOAM

(Add \$35 - Add 10% for COM)
 AF1 - 1" Additional Seat Foam



DOLLY

(Add \$300 ea.)

DL3

2009, 2012 6 (Dolly)★

2009, 2012 4 (Floor)

★When stacked appropriately.

(Chairs with casters not recommended with dolly.)

Selecting AF1 will reduce chair stacking density.

lynx™ bariatric°

Heavy-Duty, Guest and Easy Access SIN # 711-18 / 711-19

- Available as guest, sled, stool, heavy duty, bariatric and easy access stool.
- Wall saver frame in silver or black.
- Additional options include silver arms, pads and glides, tablet arms, 1" additional seat foam, dolly and ganging device.
- Available fully upholstered, with or without arms and glides or casters.
- Standard rated up to 300 lbs. with glides or casters. HD and Easy Access rated up to 350 lbs., 500 lbs. on 30" and 1,000 lbs. on 42" with swivel glides.

Backed by Highmark's Lifetime warranty.
 Price Range: \$440- \$2,151
 Lead Time: Express Ten Day Turnaround




* Bold type indicates a Good, Better or Best chair.					FABRIC / VINYL GRADES									
MODEL	FRAME COLOR	ARMS	GLIDES		A COM COV	B	C	D	E	F	G	J		
Heavy Duty Guest SIN # 711-19														
	2412	BF or SF	N/A	W37	440	465	499	539	585	636	685	776		
	2409	BF or SF	Arms	W37	510	535	569	609	655	706	755	846		
Bariatric Guest SIN # 711-18														
	2439	BF or SF	Arms	W37	812	849	900	960	1029	1107	1179	1317		
	2449	BF or SF	Arms	W37	1018	1067	1135	1215	1308	1411	1507	1690		
Easy Access SIN # 711-18														
	2419	BF or SF	Arms	W37	706	731	765	805	851	902	951	1042		

SHIPPING NOTES: Chairs are packed three (3) to a carton. Order quantities not divisible by three (3) are subject to a carton breakage charge of \$30.00 list per order, per chair model upcharge except 2419, 2439 and 2449.

Prices shown are per chair.

See Page 154 - 162 for full descriptions of arms, options and chair controls.

LEATHER GRADES			DIMENSIONS†				HOW TO ORDER
3 COL Helvetia Basic	5 Helvetia Hampton	6 Green Hides Vulcano					
665	821	1006	W	21.5" Armless 24" w/Arms	BW	17" 14.5"	Model # and Control: 2409
			D	24"	BH	14.5"	Frame Finish: BF
			H	33"	WT	78 lbs. Armless	Additional Options: -
			SW	16.5"		87 lbs. w/Arms	Upholstery Option: Insight Ebony
			SD	18.25"	COM/COV	1.44 yds.	2409 BF Insight Ebony = \$510
735	891	1076	SH	18"	COL	32.2 sq. ft.	
ARM OPTIONS							
 <p>SILVER ARMS (Add \$30) SA - Fixed Silver Arms (2409, 2419) SP - Fixed Silver Arm Pads (2439, 2449)</p> <p>Upcharge applies on chairs with arms only (2409, 2419, 2439, 2449).</p>							
1150	1385	1662	W	34.75" w/Arms	BW	30.75"	ADDITIONAL OPTIONS
			D	27.75"	BH	14.75"	
			H	33"	WT	61 lbs. w/Arms	
			SW	30.75"	COM/COV	2.3 yds.	
			SD	18.75"	COL	40.3 sq. ft.	
1468	1781	2151	SH	18"			
			W	46.5" w/Arms	BW	42.5"	
			D	27.75"	BH	14.75"	
			H	33"	WT	80 lbs. w/Arms	
			SW	42.5"	COM/COV	2.3 yds.	
			SD	18.75"	COL	46 sq. ft.	
			SH	18"			
931	1087	1272	W	24" w/Arms	BW	17"	
			D	25"	BH	14.5"	
			H	39"	WT	44 lbs. w/Arms	
			SW	16.5"	COM/COV	1.44 yds.	
			SD	18.25"	COL	32.2 sq. ft.	
			SH	24"			
DOLLY (Add \$300 ea.) DL3 2409, 2412 6 (Dolly)† 2409, 2412 4 (Floor) †When stacked appropriately. (Chairs with casters not recommended with dolly.)							

†Dimensions shown above are for standard chairs only. Addition of options will change dimensions.

quickstacker™

Guest/Stacking SIN # 711-19

- Available as guest/stack chair, task chair and stool version.
- Wall saver chrome frame.
- Available in all plastic, mesh back or upholstered and with or without arms.
- Additional options include tablet arms, glides, book rack, dolly and ganging device.
- Stacks up to 40 chairs high on a dolly.
- Rated up to 300 lbs.



Backed by Highmark's Lifetime warranty.

Price Range: \$177 - \$602

Lead Time: 48-Hour Speed Ship* or Express Ten Day Turnaround

* Bold type indicates a Good, Better or Best chair. †Plastic and Upholstered only.					FABRIC / VINYL GRADES									
MODEL	FRAME COLOR (CHROME)	ARMS	GLIDES	ALL PLASTIC SEAT & BACK	A COM COV	B	C	D	E	F	G	J		
Plastic Back					UPHOLSTERED SEAT – PLASTIC BACK									
	412	CF	N/A	N/A: GOOD*	177	264	278	290	313	334	364	388	423	
	409	CF	Arms	N/A	213	300	314	326	349	370	400	424	459	
	409	CF	Arms	W23: BETTER*	228	315	329	341	364	385	415	439	474	
Mesh Back					PLASTIC SEAT	UPHOLSTERED SEAT – MESH BACK								
	412M	CF	N/A	N/A	231	318	332	344	367	388	418	442	477	
	409M	CF	Arms	N/A	278	365	379	391	414	435	465	489	524	
Upholstered Back and Seat					PLASTIC SEAT	UPHOLSTERED SEAT AND BACK								
	412UB	CF	N/A	N/A	N/A	354	366	379	401	424	453	476	510	
	409UB	CF	Arms	N/A	N/A	401	413	426	448	471	500	523	557	

SHIPPING NOTES: Chairs are packed four (4) to a carton. Order quantities not divisible by four (4) are subject to a carton breakage charge of \$30.00 list per order, per chair model upcharge.

Plastic Colors:

- Sage (SAG)
- Black (BLK)
- Bordeaux (BRD)
- Slate (SLT)
- Chestnut (CHN)
- Battleship (BAT)
- Deep Blue (DPB)
- White (WHT)
- Sand (SND)

Mesh Back Colors:

- Black (MBK)
- Silver (MSL)
- Dark Grey (MDG)

Prices shown are per chair.

Please view plastic and mesh colors at:

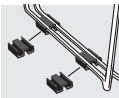
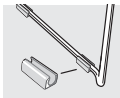
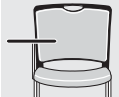

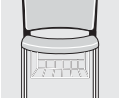

www.highmarkergo.com/products/highmark-seating/multi-purpose/quickstacker

Black plastic is standard on all Quickstacker upholstered seats and backs unless otherwise specified. For custom plastic colors please see page 153 for more information.

NOTE:

- Quickstacker™ arm pads available only in black.
- W23 Glides are not standard, but can be added for \$15 per set.

See Page 154 - 162 for full descriptions of arms, options and chair controls.

LEATHER GRADES			DIMENSIONS*				HOW TO ORDER	
3 COL Helvetia Basic	5 Helvetia Hampton	6 Green Hides Vulcano					Model # and Control:	409
371	442	466	W	19" Armless 24.25" w/Arms	BW	19"	Plastic Color:	BLK
			D	22"	BH	16"	Additional Options:	-
			H	32"	WT	60 lbs. Armless	Upholstery Option:	-
			SW	17.75"		75 lbs. w/Arms (4 chairs)	409 BLK = \$213	
			SD	18"	COM/COV	0.86 yds.	ADDITIONAL OPTIONS	
			SH	17.5" (PP Seat) 18" (UPH Seat)	COL	17.3 sq. ft.		
407	478	502					GANGING DEVICE (Add \$15) GD4 - 1 Pair Per Set Available on armless chairs only (412, 412M & 412UB).	CLEAR NYLON GLIDES (Add \$15) W23 - 4 Per Set
422	493	517						
425	496	520	W	19" Armless 24.25" w/Arms	BW	17.5"	ROTATING TABLET - RIGHT HAND SEATED (Add \$120) TR4	ROTATING TABLET - LEFT HAND SEATED (Add \$120) TL4
			D	22"	BH	15"	Chairs with tablet arms are non-stackable. Available on armless chairs only (412, 412M & 412UB).	
			H	31"	WT	60 lbs. Armless		
			SW	17.75"		75 lbs. w/Arms (4 chairs)	BOOK RACK (Add \$65) BR4 - Available in chrome only.	DOLLY (Add \$350 ea.) DL6 · Plastic Back and Plastic Seat · Mesh Back and Plastic Seat 40 (Dolly)♦ 14 (Floor) · Plastic Back and Uph. Seat · Mesh Back and Uph. Seat 4 (Dolly)♦ 7 (Floor) · Uph. Back and Uph. Seat 10 (Dolly)♦ 7 (Floor) ♦When stacked appropriately.
			SD	18"	COM/COV	0.86 yds.		
			SH	17.5" (PP Seat) 18" (UPH Seat)	COL	17.3 sq. ft.		
472	543	567						
461	532	555	W	19" Armless 24.25" w/Arms	BW	19"		
			D	22"	BH	16"		
			H	32"	WT	76 lbs. Armless		
			SW	17.75"		92 lbs. w/Arms (4 chairs)		
			SD	18"	COM/COV	0.86 yds.		
			SH	18"	COL	28.8 sq. ft.		
508	579	602						

*Dimensions shown above are for standard chairs only. Additional options will change dimensions.

Quickstacker stacking chairs with upholstered seats come standard with plastic bottom cover to prevent seat pan indentation when stacking.

quickstacker™

Task SIN # 711-18

- Available as guest/stack chair, task chair and stool version.
- Wall saver chrome frame.
- Available in all plastic, mesh back or upholstered and with or without arms.
- Additional options include tablet arms, glides, dolly and ganging device.
- Stacks up to 40 chairs high on a dolly.
- Rated up to 300 lbs.



Backed by Highmark's Lifetime warranty.
 Price Range: \$309 - \$734
 Lead Time: Express Ten Day Turnaround

* Bold type indicates a Good, Better or Best chair.						SEAT FABRIC / VINYL GRADES									
MODEL	CONTROL	FRAME COLOR (CHROME)	ARMS	ALL PLASTIC SEAT & BACK	A COM COV	B	C	D	E	F	G	J			
Plastic Back					UPHOLSTERED SEAT - PLASTIC BACK										
	422	T4 Basic Task	CF	N/A	309	396	410	422	445	466	496	520	555		
	429	T4 Basic Task	CF	Arms	355	442	456	468	491	512	542	566	601		
	422	S1 Swivel Tilt	CF	N/A	345	432	446	458	481	502	532	556	591		
	429	S1 Swivel Tilt	CF	Arms	391	478	492	504	527	548	578	602	637		
Mesh Back					PLASTIC SEAT	UPHOLSTERED SEAT - MESH BACK									
	422M	T4 Basic Task	CF	N/A	363	450	464	476	499	520	550	574	609		
	429M	T4 Basic Task	CF	Arms	409	496	510	522	545	566	596	620	655		
	422M	S1 Swivel Tilt	CF	N/A	399	486	500	512	535	556	586	610	645		
	429M	S1 Swivel Tilt	CF	Arms: BEST*	445	532	546	558	581	602	632	656	691		

- Plastic Colors:**
- Sage (SAG)
 - Black (BLK)
 - Bordeaux (BRD)
 - Slate (SLT)
 - Chestnut (CHN)
 - Battleship (BAT)
 - Deep Blue (DPB)
 - White (WHT)
 - Sand (SND)

- Mesh Back Colors:**
- Black (MBK)
 - Silver (MSL)
 - Dark Grey (MDG)



NOTE: Quickstacker™ arm pads available only in black.

Add \$80 List for fully assembled chairs in carton.

Please view plastic and mesh colors at: www.highmarkergo.com/products/highmark-seating/multi-purpose/quickstacker

Black plastic is standard on all Quickstacker upholstered seats and backs unless otherwise specified. For custom plastic colors please see page 153 for more information.

See Page 154 - 162 for full descriptions of arms, options and chair controls.

SEAT LEATHER GRADES			DIMENSIONS [†]			HOW TO ORDER	
3 COL Helvetia Basic	5 Helvetia Hampton	6 Green Hides Vulcano					
503	574	598	W	26" Armless 26" w/Arms	BW	19" 16"	Model # and Control: 422 T4
			D	26"	BH	16"	Plastic Color: BLK
			H	30.25-35.5"	WT	22 lbs. Armless 25 lbs. w/Arms	Additional Options: -
			SW	17.75"	COM/COV	0.86 yds.	Seat Upholstery Option: -
			SD	18"	COL	17.3 sq. ft.	422 T4 BLK = \$309
549	620	644	SH	14.5-19.75" (PP Seat) 15-20.25" (UPH Seat)			ADDITIONAL OPTIONS
							
							
							BASE (Add \$100) B12 - Polished Aluminum
							SOFT WHEEL CASTER & GLIDE (Set of 5 - Add \$30) W25 - Soft Wheel Caster W6 - 2 1/4" Glide
539	610	634	W	26" Armless 26" w/Arms	BW	19" 16"	
			D	26"	BH	16"	
			H	30.25-35.5"	WT	23.5 lbs. Armless 26.5 lbs. w/Arms	
			SW	17.75"	COM/COV	0.86 yds.	
			SD	18"	COL	17.3 sq. ft.	
585	656	680	SH	16-21.25" (PP Seat) 16.5-21.75" (UPH Seat)			
557	628	652	W	26" Armless 26" w/Arms	BW	17.5" 15"	
			D	26"	BH	15"	
			H	29.25-34.5"	WT	21 lbs. Armless 24 lbs. w/Arms	
			SW	17.75"	COM/COV	0.86 yds.	
			SD	18"	COL	17.3 sq. ft.	
603	674	698	SH	14.5-19.75" (PP Seat) 15-20.25" (UPH Seat)			
593	664	688	W	26" Armless 26" w/Arms	BW	17.5" 15"	
			D	26"	BH	15"	
			H	29.25-34.5"	WT	22.5 lbs. Armless 25.5 lbs. w/Arms	
			SW	17.75"	COM/COV	0.86 yds.	
			SD	18"	COL	17.3 sq. ft.	
639	710	734	SH	16-21.25" (PP Seat) 16.5-21.75" (UPH Seat)			

[†]Dimensions shown above are for standard chairs only. Additional options will change dimensions.

quickstacker™









Task SIN # 711-18

- Available as guest/stack chair, task chair and stool version.
- Wall saver chrome frame.
- Available in all plastic, mesh back or upholstered and with or without arms.
- Additional options include tablet arms, glides, dolly and ganging device.
- Stacks up to 40 chairs high on a dolly.
- Rated up to 300 lbs.



429UB

Backed by Highmark's Lifetime warranty.
 Price Range: \$446 - \$729
 Lead Time: Express Ten Day Turnaround

* Bold type indicates a Good, Better or Best chair.						FABRIC / VINYL GRADES									
MODEL	CONTROL	FRAME COLOR (CHROME)	ARMS	ALL PLASTIC SEAT & BACK	A COM COV	B	C	D	E	F	G	J			
Upholstered Back and Seat					UPHOLSTERED SEAT AND BACK										
		422UB	T4 Basic Task	CF	N/A	N/A	446	458	471	493	516	545	568	602	
		429UB	T4 Basic Task	CF	Arms	N/A	492	504	517	539	562	591	614	648	
		422UB	S1 Swivel Tilt	CF	N/A	N/A	482	494	507	529	552	581	604	638	
		429UB	S1 Swivel Tilt	CF	Arms	N/A	528	540	553	575	598	627	650	684	

Plastic Colors:

- Sage (SAG)
- Black (BLK)
- Bordeaux (BRD)
- Slate (SLT)
- Chestnut (CHN)
- Battleship (BAT)
- Deep Blue (DPB)
- White (WHT)
- Sand (SND)

NOTE: Quickstacker™ arm pads available only in black.



Add \$80 List for fully assembled chairs in carton.

Please view plastic and mesh colors at:

www.highmarkergo.com/products/highmark-seating/multi-purpose/quickstacker

Black plastic is standard on all Quickstacker upholstered seats and backs unless otherwise specified. For custom plastic colors please see page 153 for more information.

See Page 154 - 162 for full descriptions of arms, options and chair controls.

SEAT LEATHER GRADES			DIMENSIONS [†]			HOW TO ORDER	
3 COL Helvetia Basic	5 Helvetia Hampton	6 Green Hides Vulcano					
553	624	647	W	26" Armless 26" w/Arms	BW	19" 16"	Model # and Control: 422UB T4
			D	26"	BH	16"	Plastic Color: BLK
			H	30.25-35.5"	WT	26.2 lbs. Armless 29.2 lbs. w/Arms	Additional Options: -
			SW	17.75"	COM/COV	0.86 yds.	Upholstery Option: Insight Ebony
			SD	18"	COL	28.8 sq. ft.	422UB T4 BLK Insight Ebony = \$446
599	670	693	SH	15-20.25"			ADDITIONAL OPTIONS
							
							
							BASE (Add \$100) B12 - Polished Aluminum
							SOFT WHEEL CASTER & GLIDE (Set of 5 - Add \$30) W25 - Soft Wheel Caster W6 - 2 1/4" Glide
589	660	683	W	26" Armless 26" w/Arms	BW	19" 16"	
			D	26"	BH	16"	
			H	30.25-35.5"	WT	27.7 lbs. Armless 30.7 lbs. w/Arms	
			SW	17.75"	COM/COV	0.86 yds.	
			SD	18"	COL	28.8 sq. ft.	
635	706	729	SH	16.5-21.75"			

[†]Dimensions shown above are for standard chairs only. Additional options will change dimensions.







quickstacker™

Stools SIN # 711-18

- Available as guest/stack chair, task chair and stool version.
- Wall saver chrome frame.
- Available in all plastic, mesh back or upholstered and with or without arms.
- Additional options include tablet arms, glides, dolly and ganging device.
- Stacks up to 40 chairs high on a dolly.
- Rated up to 300 lbs.



Backed by Highmark's Lifetime warranty.
 Price Range: \$463 - \$846
 Lead Time: Express Ten Day Turnaround

* Bold type indicates a Good, Better or Best chair.						FABRIC / VINYL GRADES									
MODEL	CONTROL	FRAME COLOR (CHROME)	ARMS	ALL PLASTIC SEAT & BACK	A COM COV	B	C	D	E	F	G	J			
Plastic Back Mid Height / Counter Height						UPHOLSTERED SEAT - PLASTIC BACK									
	432	T4 G5 / G6 Basic Task	CF	N/A	463	550	564	576	599	620	650	674	709		
	439	T4 G5 / G6 Basic Task	CF	Arms	509	596	610	622	645	666	696	720	755		
Mesh Back Mid Height / Counter Height						UPHOLSTERED SEAT - MESH BACK									
	432M	T4 G5 / G6 Basic Task	CF	N/A	514	601	615	627	650	671	701	725	760		
	439M	T4 G5 / G6 Basic Task	CF	Arms	560	647	661	673	696	717	747	771	806		
Upholstered Back and Seat Mid Height / Counter Height						UPHOLSTERED SEAT AND BACK									
	432UB	T4 G5 / G6 Basic Task	CF	N/A	N/A	599	611	625	646	669	698	721	755		
	439UB	T4 G5 / G6 Basic Task	CF	Arms	N/A	645	657	671	692	715	744	767	801		

All Mid Height Stools are standard with a 8" cylinder (G5) and 20" Footring (F2).
 All Counter Height Stools are standard with a 10" cylinder (G6) and 20" Footring (F2).

Plastic Colors:

- Sage (SAG)
- Black (BLK)
- Bordeaux (BRD)
- Slate (SLT)
- Chestnut (CHN)
- Battleship (BAT)
- Deep Blue (DPB)
- White (WHT)
- Sand (SND)

Mesh Back Colors

- Black (MBK)
- Silver (MSL)
- Dark Grey (MDG)

Please view plastic and mesh colors at:



www.highmarkergo.com/products/highmark-seating/multi-purpose/quickstacker

Black plastic is standard on all Quickstacker upholstered seats and backs unless otherwise specified. For custom plastic colors please see page 153 for more information.

NOTE: Quickstacker™ arm pads available only in black.

Add \$80 List for fully assembled chairs in carton.

See Page 154 - 162 for full descriptions of arms, options and chair controls.

LEATHER GRADES			DIMENSIONS [†]			HOW TO ORDER	
3 COL Helvetia Basic	5 Helvetia Hampton	6 Green Hides Vulcano					
657	728	752	W	26" Armless 26" w/Arms	BW BH	19" 16"	Model # and Control: 439 T4 G5
			D	26"	WT	34.6 lbs. Armless (G5)	Plastic Color: BLK
			H	33-40.5" (G5)		37.6 lbs. w/Arms (G5)	Additional Options: -
			H	36.5-46.5" (G6)		35.6 lbs. Armless (G6)	Upholstery Option: -
			SW	17.75"		38.6 lbs. w/Arms (G6)	439 T4 G5 BLK = \$509
			SD	18"	COM/COV	0.86 yds.	ADDITIONAL OPTIONS
			SH	18.5-26" (PP Seat-G5) 19-26.5" (UPH Seat-G5)	COL	17.3 sq. ft.	
703	774	798	SH	22-31.75" (PP Seat-G6) 22.5-32.25" (UPH Seat-G6)			
							BASE (Add \$100) B12 - Polished Aluminum
							SOFT WHEEL CASTER & GLIDE (Set of 5 - Add \$30) W25 - Soft Wheel Caster W6 - 2 1/4" Glide
708	779	803	W	26" Armless 26" w/Arms	BW BH	17.5" 15"	
			D	26"	WT	33.6 lbs. Armless (G5)	
			H	32-39.5" (G5)		36.6 lbs. w/Arms (G5)	
			H	35.5-45.5" (G6)		34.6 lbs. Armless (G6)	
			SW	17.75"		37.6 lbs. w/Arms (G6)	
			SD	18"	COM/COV	0.86 yds.	
			SH	18.5-26" (PP Seat-G5) 19-26.5" (UPH Seat-G5)	COL	17.3 sq. ft.	
754	825	849	SH	22-31.75" (PP Seat-G6) 22.5-32.25" (UPH Seat-G6)			
706	777	800	W	26" Armless 26" w/Arms	BW BH	19" 16"	
			D	26"	WT	38.8 lbs. Armless (G5)	
			H	33-40.5" (G5)		41.8 lbs. w/Arms (G5)	
			H	36.5-46.5" (G6)		39.8 lbs. Armless (G6)	
			SW	17.75"		42.8 lbs. w/Arms (G6)	
			SD	18"	COM/COV	0.86 yds.	
			SH	19-26.5" (G5)	COL	28.8 sq. ft.	
752	823	846	SH	22.5-32.25" (G6)			

[†]Dimensions shown above are for standard chairs only. Additional options will change dimensions.

team up®

Guest/Stacking SIN # 711-19

- Knit, mesh back or fully upholstered side chair with or without arms.
- Wall saver frame in silver or black.
- Available with 1" additional seat foam.
- Additional options include dolly, multiple glides and ganging device.
- Rated up to 300 lbs. with glides or casters.



Backed by Highmark's Lifetime warranty.
 Price Range: \$314 - \$851
 Lead Time: 48-Hour Speed Ship* or Express Ten Day Turnaround

* **Bold type indicates a Good, Better or Best chair. *Mesh and lined mesh only.**

MODEL	FRAME COLOR	ARMS	GLIDES	FABRIC / VINYL GRADES								
				A COM COV	B	C	D	E	F	G	J	
Mesh Back												
 	912	BF or SF	N/A	W29: GOOD*	314	351	373	413	465	506	541	600
 	909	BF or SF	Arms	W29	365	402	424	464	516	557	592	651
Lined Mesh Back												
 	912LM	BF or SF	N/A	W29	336	373	395	435	487	528	563	622
 	909LM	BF or SF	Arms	W29: BETTER*	387	424	446	486	538	579	614	673
Knit Back												
 	912K	BF or SF	N/A	W29	342	379	401	441	493	534	569	628
 	909K	BF or SF	Arms	W29	402	439	461	501	553	594	629	688
Upholstered Back and Seat												
 	912UB	BF or SF	N/A	W29	348	385	407	447	499	540	575	634
 	909UB	BF or SF	Arms	W29	415	452	474	514	566	607	642	701

SHIPPING NOTES: Chairs are packed three (3) to a carton. Order quantities not divisible by three (3) are subject to a carton breakage charge of \$30.00 list per order, per chair model upcharge.

- Mesh Back Colors:**
- Black (MBK)
 - Silver (MSL)
 - Dark Grey (MDG)




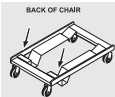
- Knit Back Colors:**
- Black (KBK)
 - Silver (KSL)
 - Dark Grey (KDG)

- Lined Mesh Back Colors:**
- Black (LBK)
 - Silver (LSL)
 - Dark Grey (LDG)

Please view plastic and mesh colors at:
www.highmarkergo.com/products/highmark-seating/multi-purpose/team

Prices shown are per chair.

See Page 154 - 162 for full descriptions of arms, options and chair controls.

LEATHER GRADES			DIMENSIONS†				HOW TO ORDER	
3 COL Helvetia Basic	5 Helvetia Hampton	6 Green Hides Vulcano						
547	644	750	W	21.5" Armless 22.75" w/Arms	BW	18.25" 17"		Model # and Control: 909
			D	24"	BH	17"		Frame Finish: BF
			H	33"	WT	76.1 lbs. Armless		Mesh Back Color: MBK
			SW	19.75"		86.1 lbs. w/Arms (3 Chairs)		Additional Options: -
598	695	801	SD	18"	COM/COV	0.93 yds.		Upholstery Option: Insight Ebony
			SH	18"	COL	17.3 sq. ft.		909 BF MBK Insight Ebony = \$365
ADDITIONAL OPTIONS								
								
			GANGING DEVICE (Add \$30) GD2 - 2 Pair Per Set			GLIDES (Set of 4 - Add \$20) W30 - Floor-Saver Tip Swivel Glide W31 - Felt Tip Swivel Glide		
569	666	772	W	21.5" Armless 22.75" w/Arms	BW	18.25" 17"		
			D	24"	BH	17"		
			H	33"	WT	76.1 lbs. Armless		
			SW	19.75"		86.1 lbs. w/Arms (3 Chairs)		
620	717	823	SD	18"	COM/COV	0.93 yds.		
			SH	18"	COL	17.3 sq. ft.		
								
			ADDITIONAL SEAT FOAM (Add \$35 - Add 10% for COM) AF1 - 1" Additional Seat Foam			DOLLY (Add \$300 ea.) DL3 909, 912 6 (Dolly)★ 909, 912 5 (Floor) ★When stacked appropriately. (Chairs with casters not recommended with dolly. Selecting AF1 will reduce chair stacking density.)		
575	672	778	W	21.5" Armless 22.75" w/Arms	BW	18.25" 17"		
			D	24"	BH	17"		
			H	33"	WT	76.1 lbs. Armless		
			SW	19.75"		86.1 lbs. w/Arms (3 Chairs)		
635	732	838	SD	18"	COM/COV	0.93 yds.		
			SH	18"	COL	17.3 sq. ft.		
581	678	784	W	21.5" Armless 22.75" w/Arms	BW	18.25" 17.25"		
			D	24"	BH	17.25"		
			H	33.25"	WT	76.5 lbs. Armless		
			SW	19.75"		86.5 lbs. w/Arms (3 Chairs)		
648	745	851	SD	18"	COM/COV	1.6 yds.		
			SH	18"	COL	31.1 sq. ft.		

†Dimensions shown above are for standard chairs only. Additional options will change dimensions.

NOTE:

Due to the nature of vinyl and leather upholstery, stacking process may cause impressions on the seat assembly. Highmark does not warrant the effects of stacking on vinyl and leather upholstery.

team up®

Guest/Stacking SIN # 711-19

- Knit, mesh back or fully upholstered side chair with or without arms.
- Wall saver frame in silver or black.
- Available with 1" additional seat foam.
- Additional options include dolly, multiple glides and ganging device.
- Rated up to 300 lbs. with glides or casters.



Backed by Highmark's Lifetime warranty.
 Price Range: \$363 - \$902
 Lead Time: 48-Hour Speed Ship* or Express Ten Day Turnaround

* **Bold type indicates a Good, Better or Best chair. *Mesh and lined mesh only.**

					FABRIC / VINYL GRADES							
MODEL	FRAME COLOR	ARMS	CASTERS		A COM COV	B	C	D	E	F	G	J
Mesh Back												
	922	BF or SF	N/A	W15	363	400	422	462	514	555	590	649
	929	BF or SF	Arms	W15	414	451	473	513	565	606	641	700
Lined Mesh Back												
	922LM	BF or SF	N/A	W15	386	423	445	485	537	578	613	672
	929LM	BF or SF	Arms	W15	437	474	496	536	588	629	664	723
Knit Back												
	922K	BF or SF	N/A	W15	392	429	451	491	543	584	619	678
	929K	BF or SF	Arms	W15	452	489	511	551	603	644	679	738
Upholstered Back and Seat												
	922UB	BF or SF	N/A	W15	399	436	458	498	550	591	626	685
	929UB	BF or SF	Arms	W15: BEST *	466	503	525	565	617	658	693	752

SHIPPING NOTES: Chairs are packed three (3) to a carton. Order quantities not divisible by three (3) are subject to a carton breakage charge of \$30.00 list per order, per chair model upcharge.

- Mesh Back Colors:**
- Black (MBK)
 - Silver (MSL)
 - Dark Grey (MDG)

- Knit Back Colors:**
- Black (KBK)
 - Silver (KSL)
 - Dark Grey (KDG)




- Lined Mesh Back Colors:**
- Black (LBK)
 - Silver (LSL)
 - Dark Grey (LDG)

Please view plastic and mesh colors at:
www.highmarkergo.com/products/highmark-seating/multi-purpose/team

Prices shown are per chair.

NOTE: Stacking side chairs with the caster option is not recommended.

See Page 154 - 162 for full descriptions of arms, options and chair controls.

LEATHER GRADES			DIMENSIONS†				HOW TO ORDER	
3 COL Helvetia Basic	5 Helvetia Hampton	6 Green Hides Vulcano						
596	693	799	W	21.5" Armless 22.75" w/Arms	BW	18.25" 17"		Model # and Control: 929
			D	24"	BH	17"		Frame Finish: BF
			H	33"	WT	76.1 lbs. Armless		Mesh Back Color: MBK
			SW	19.75"		86.1 lbs. w/Arms (3 Chairs)		Additional Options: -
			SD	18"	COM/COV	0.93 yds.		Upholstery Option: Insight Ebony
647	744	850	SH	18"	COL	17.3 sq. ft.		929 BF MBK Insight Ebony = \$414
ADDITIONAL OPTIONS								
								
			GANGING DEVICE (Add \$30) GD2 - 2 Pair Per Set			CASTERS (Set of 4 - Add \$30) W15A - Hard Wheel Caster with Safety Brake W16 - Soft Wheel Caster with Safety Brake W36 - Soft Wheel Caster		
619	716	822	W	21.5" Armless 22.75" w/Arms	BW	18.25" 17"		 ADDITIONAL SEAT FOAM (Add \$35 - Add 10% for COM) AF1 - 1" Additional Seat Foam
			D	24"	BH	17"		
			H	33"	WT	76.1 lbs. Armless		
			SW	19.75"		86.1 lbs. w/Arms (3 Chairs)		
			SD	18"	COM/COV	0.93 yds.		
670	767	873	SH	18"	COL	17.3 sq. ft.		
625	722	828	W	21.5" Armless 22.75" w/Arms	BW	18.25" 17"		
			D	24"	BH	17"		
			H	33"	WT	76.1 lbs. Armless		
			SW	19.75"		86.1 lbs. w/Arms (3 Chairs)		
			SD	18"	COM/COV	0.93 yds.		
685	782	888	SH	18"	COL	17.3 sq. ft.		
632	729	835	W	21.5" Armless 22.75" w/Arms	BW	18.25" 17.25"		
			D	24"	BH	17.25"		
			H	33.25"	WT	76.5 lbs. Armless		
			SW	19.75"		86.5 lbs. w/Arms (3 Chairs)		
			SD	18"	COM/COV	1.6 yds.		
699	796	902	SH	18"	COL	31.1 sq. ft.		

†Dimensions shown above are for standard chairs only. Additional options will change dimensions.

NOTE:

Due to the nature of vinyl and leather upholstery, stacking process may cause impressions on the seat assembly. Highmark does not warrant the effects of stacking on vinyl and leather upholstery.









ten™

Guest/Stacking SIN # 711-19

- Ten™ is our most popular guest/stack chair that transcends into a task and stools.
- Available with 1/2" additional seat foam.
- Wall saver frame in silver or black.
- Available in all plastic, mesh back or fully upholstered and with or without arms, glides or casters.
- Offered in six designer Thermoplastic colors.
- Rated up to 300 lbs. with glides or casters.
- Molded seat foam.



Backed by Highmark's Lifetime warranty.
 Price Range: \$300 - \$905
 Lead Time: 48-Hour Speed Ship or Express Ten Day Turnaround

* Bold type indicates a Good, Better or Best chair.					SEAT FABRIC / VINYL GRADES									
MODEL	FRAME COLOR	ARMS	GLIDES OR CASTERS	ALL PLASTIC SEAT & BACK	A COM COV	B	C	D	E	F	G	J		
Plastic Back					UPHOLSTERED SEAT - PLASTIC BACK									
701														
	BF or SF	N/A	W26 (Glide): GOOD*	300	374	407	431	471	523	564	599	658		
	BF or SF	A5	W26 (Glide): BETTER*	350	424	457	481	521	573	614	649	708		
	BF or SF	N/A	W15 (Caster)	342	416	449	473	513	565	606	641	700		
	BF or SF	A5	W15 (Caster)	392	466	499	523	563	615	656	691	750		
Mesh Back					UPHOLSTERED SEAT - MESH BACK									
701M				PLASTIC SEAT										
	BF or SF	N/A	W26 (Glide)	N/A	373	407	432	472	524	565	600	659		
	BF or SF	A5	W26 (Glide)	N/A	423	457	482	522	574	615	650	709		
	BF or SF	N/A	W15 (Caster)	N/A	415	449	474	514	566	607	642	701		
	BF or SF	A5	W15 (Caster)	N/A	465	499	524	564	616	657	692	751		

SHIPPING NOTES: Chairs are packed three (3) to a carton. Order quantities not divisible by three (3) are subject to a carton breakage charge of \$30.00 list per order, per chair model upcharge.

- Plastic Colors:**
- Sage (SAG)
 - Slate (SLT)
 - Battleship (BAT)
 - White (WHT)
 - Black (BLK)
 - Chestnut (CHN)

- Mesh Back Colors:**
- Black (MBK)
 - Silver (MSL)
 - Dark Grey (MDG)





Please view plastic and mesh colors at:
www.highmarkergo.com/products/highmark-seating/multi-purpose/ten

Black plastic is standard on all Ten upholstered backs unless otherwise specified. For custom plastic colors please see page 153 for more information.

NOTE: Stacking side chairs with the caster option is not recommended.

Prices shown are per chair.

See Page 154 - 162 for full descriptions of arms, options and chair controls.

SEAT LEATHER GRADES					DIMENSIONS [†]		HOW TO ORDER	
3 COL Helvetia Basic	5 Helvetia Hampton	6 Green Hides Vulcano						
607	704	812	W	20.5" Armless 23.5" w/Arms	BW	19"		Model # and Control: 701
			D	22.75"	BH	15"		Frame Color: BF
			H	33.5"	WT	67 lbs. Armless 72 lbs. w/Arms		Plastic Color: BLK
			SW	15.5" (PP Seat) 16" (UPH Seat)	COM/COV	0.86 yds. (3 Chairs)		Arm Option: A5
657	754	862	SD	19"	COL	17.3 sq. ft.		Caster: W26
			SH	18.5" (PP Seat) 18.75" (UPH Seat)				Additional Options: -
								Upholstery Option: Insight Ebony
649	746	854						701 BF BLK A5 W26 Insight Ebony = \$424
699	796	904						
ARM OPTIONS								
 <p>A5 Fixed Arms (Black only)</p>								
ADDITIONAL OPTIONS								
 <p>GANGING DEVICE (Add \$30) GD2 - 2 Pair Per Set</p>								
 <p>CASTERS (Set of 4 - Add \$30) W15A - Hard Wheel Caster with Safety Brake W16 - Soft Wheel Caster with Safety Brake W36 - Soft Wheel Caster</p>								
608	705	813	W	20.5" Armless 23.5" w/Arms	BW	19"		
			D	22.75"	BH	16"		
			H	33.75"	WT	48 lbs. Armless 57 lbs. w/Arms		
			SW	16"	COM/COV	0.86 yds. (3 Chairs)		
658	755	863	SD	19"	COL	17.3 sq. ft.		
			SH	18.75"				
650	747	855						
700	797	905						
ADDITIONAL SEAT FOAM (Add \$35 - Add 10% for COM) AF1 - 1/2" Additional Seat Foam								
 <p>DOLLY (Add \$300 ea.) DL3 701, 701M, 701UB 6 (Dolly) 701, 701M, 701UB 4 (Floor) *When stacked appropriately. (Chairs with casters not recommended with dolly. Selecting AF1 will reduce chair stacking density.)</p>								

[†]Dimensions shown above are for standard chairs only. Additional options will change dimensions.

ten™

Guest/Stacking SIN # 711-19


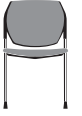






- Ten™ is our most popular guest/stack chair that transcends into a task and stools.
- Available with 1/2" additional seat foam.
- Wall saver frame in silver or black.
- Available in all plastic, mesh back or fully upholstered and with or without arms, glides or casters.
- Offered in six designer Thermoplastic colors.
- Rated up to 300 lbs. with glides or casters.
- Molded seat foam.



Backed by Highmark's Lifetime warranty.

Price Range: \$471 - \$1,130

Lead Time: 48-Hour Speed Ship or Express Ten Day Turnaround

*Bold type indicates a Good, Better or Best chair.					FABRIC / VINYL GRADES									
MODEL	FRAME COLOR	ARMS	GLIDES OR CASTERS	ALL PLASTIC SEAT & BACK	A COM COV	B	C	D	E	F	G	J		
Upholstered Back and Seat					UPHOLSTERED SEAT AND BACK									
701UB														
		BF or SF	N/A	W26 (Glide)	N/A	471	512	546	600	634	669	704	762	
		BF or SF	A5	W26 (Glide)	N/A	521	562	596	650	684	719	754	812	
		BF or SF	N/A	W15 (Caster)	N/A	513	554	588	642	676	711	746	804	
		BF or SF	A5	W15 (Caster)	N/A	563	604	638	692	726	761	796	854	

SHIPPING NOTES: Chairs are packed three (3) to a carton. Order quantities not divisible by three (3) are subject to a carton breakage charge of \$30.00 list per order, per chair model upcharge.

Plastic Colors:

- Sage (SAG)
- Slate (SLT)
- Battleship (BAT)
- White (WHT)
- Black (BLK)
- Chestnut (CHN)

Please view plastic and mesh colors at:






www.highmarkergo.com/products/highmark-seating/multi-purpose/ten

Black plastic is standard on all Ten upholstered backs unless otherwise specified. For custom plastic colors please see page 153 for more information.

NOTE: Stacking side chairs with the caster option is not recommended.

Prices shown are per chair.

See Page 154 - 162 for full descriptions of arms, options and chair controls.

LEATHER GRADES			DIMENSIONS [†]			HOW TO ORDER		
3 COL Helvetia Basic	5 Helvetia Hampton	6 Green Hides Vulcano				Model # and Control:	701UB	
756	894	1038	W	20.5" Armless 23.5" w/Arms	BW	19"	Frame Color:	BF
			D	22.75"	BH	15"	Plastic Color:	BLK
			H	33.5"	WT	69 lbs. Armless 74 lbs. w/Arms (3 Chairs)	Arm Option:	A5
			SW	16"	COM/COV	0.86 yds.	Caster:	W26
806	944	1088	SD	19"	COL	28.8 sq. ft.	Additional Options:	-
			SH	18.75"			Upholstery Option:	Insight Ebony
							701UB BF BLK A5 W26 Insight Ebony = \$521	
798	936	1080					ARM OPTIONS	
							 A5 Fixed Arms (Black only)	
848	986	1130					ADDITIONAL OPTIONS	
							 GANGING DEVICE (Add \$30) GD2 - 2 Pair Per Set	
							 CASTERS (Set of 4 - Add \$30) W15A - Hard Wheel Caster with Safety Brake W16 - Soft Wheel Caster with Safety Brake W36 - Soft Wheel Caster	
							 ADDITIONAL SEAT FOAM (Add \$35 - Add 10% for COM) AF1 - 1/2" Additional Seat Foam	
							 DOLLY (Add \$300 ea.) DL3 701, 701M, 701UB 6 (Dolly)★ 701, 701M, 701UB 4 (Floor) ★When stacked appropriately. (Chairs with casters not recommended with dolly. Selecting AF1 will reduce chair stacking density.)	

[†]Dimensions shown above are for standard chairs only. Additional options will change dimensions.

ten™

Stools SIN # 711-18

- Ten™ is our most popular guest/stack chair that transcends into a task and stools.
- Available with 1/2" additional seat foam.
- Wall saver frame in silver or black.
- Available in all plastic, mesh back or fully upholstered and with or without arms, glides or casters.
- Offered in six designer Thermoplastic colors.
- Rated up to 300 lbs. with glides or casters.
- Molded seat foam.

Backed by Highmark's Lifetime warranty.
 Price Range: \$514 - \$1,300
 Lead Time: Express Ten Day Turnaround



*Bold type indicates a Good, Better or Best chair.					FABRIC / VINYL GRADES								
MODEL	FRAME COLOR	ARMS	GLIDES	ALL PLASTIC SEAT & BACK	A COM COV	B	C	D	E	F	G	J	
Plastic Back Bar Height					UPHOLSTERED SEAT – PLASTIC BACK								
711													
	BF or SF	N/A	W26 (Glide)	514	588	621	645	685	737	778	813	872	
	BF or SF	A5	W26 (Glide)	564	638	671	695	735	787	828	863	922	
Mesh Back Bar Height					UPHOLSTERED SEAT – MESH BACK								
711M					PLASTIC SEAT								
	BF or SF	N/A	W26 (Glide)	N/A	586	620	645	685	737	778	813	872	
	BF or SF	A5	W26 (Glide)	N/A	636	670	695	735	787	828	863	922	
Upholstered Back and Seat Bar Height					UPHOLSTERED SEAT AND BACK								
711UB					PLASTIC SEAT								
	BF or SF	N/A	W26 (Glide)	N/A	683	724	758	812	846	881	916	974	
	BF or SF	A5	W26 (Glide)	N/A	733	774	808	862	896	931	966	1024	

Plastic Colors:

- Sage (SAG)
- Slate (SLT)
- Battleship (BAT)
- White (WHT)
- Black (BLK)
- Chestnut (CHN)

Mesh Back Colors:




- Black (MBK)
- Silver (MSL)
- Dark Grey (MDG)

Please view plastic and mesh colors at:

www.highmarkergo.com/products/highmark-seating/multi-purpose/ten

Black plastic is standard on all Ten upholstered backs unless otherwise specified. For custom plastic colors please see page 153 for more information.

See Page 154 - 162 for full descriptions of arms, options and chair controls.

LEATHER GRADES			DIMENSIONS [†]		HOW TO ORDER	
3 COL Helvetia Basic	5 Helvetia Hampton	6 Green Hides Vulcano			Model # and Control:	711
821	918	1026	W	20.5" Armless 23.5" w/Arms	BW	19"
			D	23.5"	BH	15"
			H	45"	WT	37.2 lbs. Armless 38.8 lbs. w/Arms
			SW	15.5" (PP Seat) 16" (UPH Seat)	COM/COV	0.86 yds.
			SD	19"	COL	17.3 sq. ft.
871	968	1076	SH	30" (PP Seat) 30.25" (UPH Seat)		
711 BF BLK A5 Insight Ebony = \$638						
ARM OPTIONS						
 <p>A5 Fixed Arms (Black only)</p>						
ADDITIONAL OPTIONS						
 <p>GANGING DEVICE (Add \$30) GD2 - 2 Pair Per Set</p>						
 <p>ADDITIONAL SEAT FOAM (Add \$35 - Add 10% for COM) AF1 - 1/2" Additional Seat Foam</p>						
821	918	1026	W	20.5" Armless 23.5" w/Arms	BW	19"
			D	23.5"	BH	16"
			H	45.25"	WT	30.9 lbs. Armless 32.5 lbs. w/Arms
			SW	16"	COM/COV	0.86 yds.
			SD	19"	COL	17.3 sq. ft.
871	968	1076	SH	30.25"		
968	1106	1250	W	20.5" Armless 23.5" w/Arms	BW	19"
			D	23.5"	BH	15"
			H	45"	WT	39.2 lbs. Armless 40.8 lbs. w/Arms
			SW	16"	COM/COV	0.86 yds.
			SD	19"	COL	28.8 sq. ft.
1018	1156	1300	SH	30.25"		

[†]Dimensions shown above are for standard chairs only. Additional options will change dimensions.

ten™

Task SIN # 711-18

- Ten™ is our most popular guest/stack chair that transcends into a task and stools.
- Wall saver frame in silver or black.
- Offered in six designer Thermoplastic colors.
- Molded seat foam.
- Available with 1/2" additional seat foam.
- Available in all plastic, mesh back or fully upholstered and with or without arms, glides or casters.
- Rated up to 300 lbs. with glides or casters.



Backed by Highmark's Lifetime warranty.
 Price Range: \$420 - \$1,032
 Lead Time: Express Ten Day Turnaround

* Bold type indicates a Good, Better or Best chair.						SEAT FABRIC / VINYL GRADES							
MODEL	CONTROL	FRAME COLOR	ARMS	CASTERS	ALL PLASTIC SEAT & BACK	A COM COV	B	C	D	E	F	G	J
Plastic Back						UPHOLSTERED SEAT - PLASTIC BACK							
705													
	T4 Basic Task	BF or SF	N/A	W24	420	494	527	551	591	643	684	719	778
	T4 Basic Task	BF or SF	A5	W24	470	544	577	601	641	693	734	769	828
	S1 Swivel Tilt	BF or SF	N/A	W24	469	543	576	600	640	692	733	768	827
	S1 Swivel Tilt	BF or SF	A5	W24	519	593	626	650	690	742	783	818	877
Mesh Back						UPHOLSTERED SEAT - MESH BACK							
705M					PLASTIC SEAT								
	T4 Basic Task	BF or SF	N/A	W24	N/A	493	527	552	592	644	685	720	779
	T4 Basic Task	BF or SF	A5	W24: BEST*	N/A	543	577	602	642	694	735	770	829
	S1 Swivel Tilt	BF or SF	N/A	W24	N/A	542	576	601	641	693	734	769	828
	S1 Swivel Tilt	BF or SF	A5	W24	N/A	592	626	651	691	743	784	819	878

- Plastic Colors:**
- Sage (SAG)
 - White (WHT)
 - Slate (SLT)
 - Black (BLK)
 - Battleship (BAT)
 - Chestnut (CHN)





- Mesh Back Colors:**
- Black (MBK)
 - Silver (MSL)
 - Dark Grey (MDG)

Please view plastic and mesh colors at:
www.highmarkergo.com/products/highmark-seating/multi-purpose/ten

Black plastic is standard on all Ten upholstered backs unless otherwise specified. For custom plastic colors please see page 153 for more information.

Add \$80 List for fully assembled chairs in carton.

See Page 154 - 162 for full descriptions of arms, options and chair controls.

SEAT LEATHER GRADES			DIMENSIONS [†]		HOW TO ORDER	
3 COL Helvetia Basic	5 Helvetia Hampton	6 Green Hides Vulcano			Model # and Control:	705 T4
727	824	932	W 26"	BW 19"	Frame Color:	BF
			D 26"	BH 15"	Plastic Color:	BLK
			H 31-36"	WT 39.5 lbs. Armless	Arm Option:	A5
			SW 15.5" (PP Seat)	41 lbs. w/Arms	Caster:	W24
			SD 19"	COM/COV 0.86 yds.	Additional Options:	-
777	874	982	SH 16-21" (PP Seat)	COL 17.3 sq. ft.	Upholstery Option:	Insight Ebony
			16.25-21.25" (UPH Seat)		705 T4 BF BLK A5 W24 Insight Ebony = \$544	
776	873	981			ARM OPTIONS	
					 <p>A5 Fixed Arms (Black only)</p>	
826	923	1031			ADDITIONAL OPTIONS	
					 <p>BASE (Add \$100) B12 - Polished Aluminum</p>	
					 <p>SOFT WHEEL CASTER & GLIDE (Set of 5 - Add \$30) W25 - Soft Wheel Caster W6 - 2 1/4" Glide</p>	
728	825	933	W 26.5"	BW 19"	 <p>ADDITIONAL SEAT FOAM (Add \$35 - Add 10% for COM) AF1 - 1/2" Additional Seat Foam</p>	
			D 26.5"	BH 16"		
			H 31.25-36.5"	WT 34 lbs. Armless		
			SW 16"	37 lbs. w/Arms		
			SD 19"	COM/COV 0.86 yds.		
			SH 16.25-21.25"	COL 17.3 sq. ft.		
778	875	983				
777	874	982				
827	924	1032				

[†]Dimensions shown above are for standard chairs only. Additional options will change dimensions.

ten™

Task SIN # 711-18

- Ten™ is our most popular guest/stack chair that transcends into a task and stools.
- Wall saver frame in silver or black.
- Offered in six designer Thermoplastic colors.
- Molded seat foam.
- Available with 1/2" additional seat foam.
- Available in all plastic, mesh back or fully upholstered and with or without arms, glides or casters.
- Rated up to 300 lbs. with glides or casters.



Backed by Highmark's Lifetime warranty.
 Price Range: \$584 - \$1,250
 Lead Time: Express Ten Day Turnaround

*Bold type indicates a Good, Better or Best chair.						FABRIC / VINYL GRADES									
MODEL	CONTROL	FRAME COLOR	ARMS	CASTERS	ALL PLASTIC SEAT & BACK	A COM COV	B	C	D	E	F	G	J		
Upholstered Back and Seat						UPHOLSTERED SEAT AND BACK									
705UB															
		T4 Basic Task	BF or SF	N/A	W24	N/A	584	625	659	713	747	782	817	875	
		T4 Basic Task	BF or SF	A5	W24	N/A	634	675	709	763	797	832	867	925	
		S1 Swivel Tilt	BF or SF	N/A	W24	N/A	633	674	708	762	796	831	866	924	
		S1 Swivel Tilt	BF or SF	A5	W24	N/A	683	724	758	812	846	881	916	974	



- Plastic Colors:
- Sage (SAG)
 - White (WHT)
 - Slate (SLT)
 - Black (BLK)
 - Battleship (BAT)
 - Chestnut (CHN)

Add \$80 List for fully assembled chairs in carton.

Please view plastic and mesh colors at:
www.highmarkergo.com/products/highmark-seating/multi-purpose/ten

Black plastic is standard on all Ten upholstered backs unless otherwise specified. For custom plastic colors please see page 153 for more information.

See Page 154 - 162 for full descriptions of arms, options and chair controls.

LEATHER GRADES			DIMENSIONS†			HOW TO ORDER	
3 COL Helvetia Basic	5 Helvetia Hampton	6 Green Hides Vulcano					
869	1007	1151	W 26"	BW 19"	D 26"	BH 15"	Model # and Control: 705UB T4
			H 31.25-36.25"	WT 40.5 lbs. Armless	SW 16"	42 lbs. w/Arms	Frame Color: BF
			SD 18.5"	COM/COV 0.86 yds.	SH 16.25-21.25"	COL 28.8 sq. ft.	Plastic Color: BLK
919	1057	1201					Arm Option: A5
							Caster: W24
							Additional Options: -
							Upholstery Option: Insight Ebony
918	1056	1200					705UB T4 BF BLK A5 W24
							Insight Ebony = \$634
968	1106	1250					
							ARM OPTIONS
							
							A5 Fixed Arms (Black only)
							ADDITIONAL OPTIONS
							
							BASE (Add \$100) B12 - Polished Aluminum
							SOFT WHEEL CASTER & GLIDE (Set of 5 - Add \$30) W25 - Soft Wheel Caster W6 - 2 1/4" Glide

ten™

Stools SIN # 711-18

- Ten™ is our most popular guest/stack chair that transcends into a task and stools.
- Available with 1/2" additional seat foam.
- Wall saver frame in silver or black.
- Available in all plastic, mesh back or fully upholstered and with or without arms, glides or casters.
- Offered in six designer Thermoplastic colors.
- Rated up to 300 lbs. with glides or casters.
- Molded seat foam.

Backed by Highmark's Lifetime warranty.
 Price Range: \$581 - \$1,364
 Lead Time: Express Ten Day Turnaround



* Bold type indicates a Good, Better or Best chair.						FABRIC / VINYL GRADES									
MODEL	CONTROL	FRAME COLOR	ARMS	CASTERS	ALL PLASTIC SEAT & BACK	A COM COV	B	C	D	E	F	G	J		
Plastic Back Mid Height / Counter Height						UPHOLSTERED SEAT - PLASTIC BACK									
715						581	655	688	712	752	804	845	880	939	
		T4 G5 / G6 Basic Task	BF or SF	N/A	W24										
		T4 G5 / G6 Basic Task	BF or SF	A5	W24	631	705	738	762	802	854	895	930	989	
Mesh Back Mid Height / Counter Height						UPHOLSTERED SEAT - MESH BACK									
715M						N/A	660	694	719	759	811	852	887	946	
		T4 G5 / G6 Basic Task	BF or SF	N/A	W24										
		T4 G5 / G6 Basic Task	BF or SF	A5	W24	N/A	710	744	769	809	861	902	937	996	
Upholstered Back and Seat Mid Height / Counter Height						UPHOLSTERED SEAT AND BACK									
715UB						N/A	747	788	822	876	910	945	980	1038	
		T4 G5 / G6 Basic Task	BF or SF	N/A	W24										
		T4 G5 / G6 Basic Task	BF or SF	A5	W24	N/A	797	838	872	926	960	995	1030	1088	

All Mid Height Stools are standard with a 8" cylinder (G5) and 20" Footring (F2).
 All Counter Height Stools are standard with a 10" cylinder (G6) and 20" Footring (F2).

Plastic Colors:

- Sage (SAG)
- Slate (SLT)
- Battleship (BAT)
- White (WHT)
- Black (BLK)
- Chestnut (CHN)

Mesh Back Colors:

- Black (MBK)
- Silver (MSL)
- Dark Grey (MDG)





Please view plastic and mesh colors at:

www.highmarkergo.com/products/highmark-seating/multi-purpose/ten

Black plastic is standard on all Ten upholstered backs unless otherwise specified. For custom plastic colors please see page 153 for more information.

Add \$80 List for fully assembled chairs in carton.

See Page 154 - 162 for full descriptions of arms, options and chair controls.

LEATHER GRADES			DIMENSIONS [†]			HOW TO ORDER	
3 COL Helvetia Basic	5 Helvetia Hampton	6 Green Hides Vulcano				Model # and Control:	715 T4 G5
888	985	1093	W 26"	BW 19"	D 26"	Frame Color:	BF
			H 35-43" (G5)	BH 15"	H 39-49" (G6)	Plastic Color:	BLK
			SW 15.5" (PP Seat)	WT 43.5 lbs. Armless (G5)	SH 16" (UPH Seat)	Arm Option:	A5
			SD 19"	45 lbs. w/Arms (G5)	SH 20-28" (PP Seat-G5)	Caster:	W24
			SH 20.25-28.25"	44.5 lbs. Armless (G6)	(UPH Seat-G5)	Additional Options:	-
938	1035	1143	SH 24-34" (PP Seat-G6)	46 lbs. w/Arms (G6)	24.25-34.25"	Upholstery Option:	Insight Ebony
			(UPH Seat-G6)	COM/COV 0.86 yds.	COL 17.3 sq. ft.	715 T4 G5 BF BLK A5 W24	
						Insight Ebony = \$705	
						ARM OPTIONS	
						 <p>A5 Fixed Arms (Black only)</p>	
895	992	1100	W 26.5"	BW 19"	D 26.5"	ADDITIONAL OPTIONS	
			H 35.5-43.5" (G5)	BH 16"	H 38.5-48.5" (G6)	 <p>BASE (Add \$100) B12 - Polished Aluminum</p>	
			SW 16"	WT 39 lbs. Armless (G5)	SD 19"	 <p>SOFT WHEEL CASTER & GLIDE (Set of 5 - Add \$30) W25 - Soft Wheel Caster W6 - 2 1/4" Glide</p>	
			SH 20.5-28.5" (G5)	42 lbs. w/Arms (G5)	SH 24.5-34.5" (G6)	 <p>ADDITIONAL SEAT FOAM (Add \$35 - Add 10% for COM) AF1 - 1/2" Additional Seat Foam</p>	
945	1042	1150	SH 24.5-34.5" (G6)	40 lbs. Armless (G6)			
				43 lbs. w/Arms (G6)			
				COM/COV 0.86 yds.			
				COL 17.3 sq. ft.			
1032	1170	1314	W 26"	BW 19"	D 26"		
			H 35.25-43.25" (G5)	BH 15"	H 39.25-49.25" (G6)		
			SW 16"	WT 44.5 lbs. Armless (G5)	SD 18.5"		
			SD 18.5"	46 lbs. w/Arms (G5)	SH 20.25-28.25" (G5)		
			SH 20.25-28.25" (G5)	45.5 lbs. Armless (G6)	SH 24.25-34.25" (G6)		
			SH 24.25-34.25" (G6)	47 lbs. w/Arms (G6)			
				COM/COV 0.86 yds.			
1082	1220	1364	SH 24.25-34.25" (G6)	COL 28.8 sq. ft.			

[†]Dimensions shown above are for standard chairs only. Additional options will change dimensions.

Warranty

HIGHMARK products are manufactured with careful attention to detail and with an ongoing commitment to achieve a level of quality that is free of defects in materials and workmanship. In an effort to stand behind this philosophy, HIGHMARK hereby warrants, to the original purchaser of the product and from the original date of purchase, the following:

FOR AIRUS, BOLERO, CAMBER, EMME, FINO, GENUS, HB, INSYNC, INTOUCH, KADET, MODELA, REPOSE, REVEL, VALENCE, CIRO, INTU, LYNX, QUICKSTACKER, TEAM UP AND TEN CHAIRS

- Lifetime warranty on everything, except upholstery*
- 5 years on upholstery*
- This warranty is for standard commercial use, which is considered to be a standard eight-hour work day, five-days a week.

FOR BOLERO, EMME AND INSYNC CHAIRS (WITH HEAVY-DUTY UPGRADE)

- 10-year warranty on everything, except upholstery*
- 2 years on upholstery*
- This warranty is for 7 day, 24 hour multi-shift commercial use.

THE WARRANTY

Should any product fail, the defective product must be returned to HIGHMARK or one of its authorized dealers, freight prepaid, with proof of original purchase. Written authorization must be obtained before shipping the product directly to HIGHMARK. For products shipped directly to HIGHMARK, HIGHMARK will repair or replace the part(s) or product at its discretion. If the product is returned to an authorized dealer for repairs, HIGHMARK will provide the materials to repair the product free of charge, including transportation costs.

FABRIC, VINYL & LEATHER VARIATIONS

- Seating upholstered in fabric, vinyl or leather is sold subject to normal variations and / or irregularities in color, texture and grain.
- HIGHMARK is not responsible for slight differences in fabric color due to supplier dye lot differences on large orders or on repeat orders placed at later dates from the original order.

PRODUCT DESIGN & DISCONTINUED PRODUCTS

HIGHMARK reserves the right to make alterations in design and construction or discontinue products without prior notice. If items are discontinued, HIGHMARK reserves the right to repair or replace defective components with equivalent components, if available. HIGHMARK will provide a prorated credit for warranty items that are discontinued and are no longer available.

LIMITATION OF LIABILITY

EXCEPT AS OTHERWISE PROVIDED, HIGHMARK MAKES NO OTHER WARRANTIES, EXPRESSED OR IMPLIED, INCLUDING BUT NOT LIMITED TO THE WARRANTIES OF MERCHANTABILITY AND FITNESS FOR A PARTICULAR PURPOSE.

Under no circumstances, including but not limited to breach of contract, breach of warranty or negligence, shall HIGHMARK be liable for lost profits, loss of goodwill, stored data, general, special, consequential or exemplary damages, even if HIGHMARK had notice of these damages or they were foreseeable. HIGHMARK shall not be responsible for verifying Dealer's or customer's description of needs, data, or the fitness for a particular purpose of goods. HIGHMARK liability in all cases shall be limited to repair or replacement of the defective parts, or the purchase price of the product. Damages resulting from misuse, abuse, alteration, negligent use, accidents or lack of maintenance are not covered under this warranty.

For labor reimbursement, please refer to our PAL Program Form found on our website or call customer service at 800.441.4975

- * Upholstery = HIGHMARK Fabric, Vinyl, Leather, Mesh or Knits and all filling materials (Foam, Dacron). Customer's Own Material (COM / COV / COL) is not covered by upholstery warranty.

POSSESSION OF THIS PRICE LIST DOES NOT CONSTITUTE AN OFFER TO SELL.

WE RESERVE THE RIGHT TO MODIFY PRODUCTS, PRICES OR DISCONTINUE ITEMS WITHOUT PRIOR NOTIFICATION.

M E M B E R

BIFMA
INTERNATIONAL

Sales and Order Procedures

TO PLACE ORDERS

follow one of the following two choices:

1. Email your order to Customer Service
highmarkorders@ofsbrands.com
2. Fax your order to:
714.903.0644

Highmark will not be responsible for duplicate orders if orders were submitted in duplicate or submitted twice at different times. Change orders or confirming orders must be clearly marked in bold to read; **"DO NOT DUPLICATE"**.

ORDER ACKNOWLEDGMENT:

An order acknowledgment will be sent to you upon receipt of the order to confirm quantities, items ordered and prices effective at the time of the order acceptance (Prices may vary from the published list). In the case of a credit issue, no acknowledgment will be sent out until credit clearance has been finalized. Lead times are based on the receipt of a correct, legible order that has been approved for credit. If the order is subject to a credit hold, then standard lead times will be applied at the date the order has been released from credit hold.

In the event an order is delayed for credit reasons, the following may occur: 1) the order is held and the customer will be notified; 2) the order will be accepted but production and shipment will not commence. Production and shipping will be promptly scheduled (based upon standard lead times) after release of credit hold.

Order processing will be delayed and begins only after receipt of proper and complete information (including patterns, colors, options, and pricing).

Be sure to examine your acknowledgement carefully for any discrepancies. If there are any, email Customer Service immediately – highmarks@ofsbrands.com. Shipping dates are estimates. HIGHMARK will not accept cancellations for failure to ship as acknowledged.

ORDER CHANGES AND CANCELLATIONS:

The order acknowledgment provided by HIGHMARK will be deemed as the final and approved order. All prior correspondence, orders or conversations are superseded by the acknowledgment. Orders may not be revised or canceled without our approval. We will accept changes, additions or cancellations in writing via email (highmarks@ofsbrands.com) if received in writing within 24 hours. Additions or changes to orders, when accepted, may cause delays in shipping. For 48 Hour Speed Ship program, changes, additions or cancellations must be received before 5 p.m. PST on the same day the order is placed. HIGHMARK customer service must approve 48 Hour Speed Ship changes. Orders received after 4:30 p.m. PST will be entered the subsequent business day.

1. HIGHMARK will not accept cancellations after the work has begun. Material cutting normally begins within 48 hours of credit approval. If a cancellation of a standard product can be accommodated, there will be a 30% restocking charge. All special orders (i.e., special modifications to basic configuration of the product or fabric) may not be canceled or returned. COM/COV or COL orders may not be returned or cancelled if the work has started.

PRICING:

All prices are suggested retail.

1. All prices are subject to change without notice. We make every effort to notify all customers of such changes. This price list supersedes any verbal price quotes.
2. Freight terms: All chairs are F.O.B. factory, freight prepaid (continental U.S. only). All purchased parts (dolly, casters, cylinders, etc.) if ordered separately are F.O.B. factory, purchasers pay freight. 1 to 3 chairs \$35.00, 4 or more Free (Free Freight in California).

TERMS:

Standard terms are Net 30 days from date of invoice. We ask you to respect these terms to protect your competitive pricing. Credit terms may be changed or canceled at HIGHMARK discretion.

1. All new accounts are required to have a 50% deposit of the order amount prior to the order entry, and the balance at the time of pick up or release to common carrier. A line of credit may be established upon acceptance of satisfactory references, including the completion and signing of credit application. HIGHMARK will not ship C.O.D.
2. The customer will be liable for any cost incurred in attempting collection of past due amounts, including attorney fees, whether or not a lawsuit is filed. Past due accounts are subject to 1 1/2% per month (18% per annum) late charge, or maximum amount permitted under the local law, for each thirty days, or part thereof, the outstanding balance remains beyond the thirtieth day after invoice date. Withholding of payments, because of carrier damages, shortages or other disputes is illegal and subject to charges.

Orders delayed due to credit hold situation will be rescheduled for production once the order has been credit released. A new lead time will be given at that time. Please contact Customer Service to coordinate details.

DAMAGED, LOST OR STOLEN SHIPMENTS:

HIGHMARK takes every precaution to assure that packaging and inspection of outgoing merchandise is done prior to loading. Once a carrier signs the bill of lading, HIGHMARK transfers responsibility to the customer.

1. Shortages of merchandise must be noted on the bill of lading upon receipt. All claims must be filed with the freight carrier within 10 days of receiving merchandise.

WILL CALL ORDERS:

All will call orders should be picked up within 2 working days of notification, or HIGHMARK at their option can invoice and charge customer reasonable storage charges.

Will call: HIGHMARK 5559 McFadden Ave., Huntington Beach, CA 92649
714.903.2257 • 800.441.4975

Hours: 7:30 a.m.—3:00 p.m.

SHIPPING:

No minimum order required. Orders for less than 4 chairs, add \$35.00 outside of California. Complete and specific instructions for shipping must be given at the time an order is placed. Orders that do not have specific instructions will be routed by the best method of shipment in accordance with the judgment of our traffic department. Shipping weight and cubic dimensions shown in our price list are subject to variation.

Shipments to a location other than commercial docks or shipments to remote or areas with difficult access may be subject to additional delivery charges. These charges will be the responsibility of the customer whether or not such charges were quoted in advance.

FREIGHT CLAIMS:

All shipments are delivered to the transportation company in good condition, and our liability ceases thereafter. We will, however, provide assistance if shipments are received short or damaged if the approved receiving method is followed. If shipment is received short or damaged, freight bill or express receipt should be endorsed by the carrier and the recipient should immediately file a claim with the transportation company.

ALL FREIGHT CLAIMS ARE THE RESPONSIBILITY OF THE PRODUCT RECIPIENT.

HIGHMARK will do everything possible to replace the damaged goods, but the new order will be handled under regular terms and conditions. Credit for the original damaged goods must be obtained directly from the freight company by the recipient. When filing a claim with the transportation company, several things should be kept in mind:

1. Check all cartons on site/time of delivery and note any damage on freight bill or express receipt, and then have carrier and receiver sign freight bill or express receipt.
2. When noting damage on freight bill or express receipt, be as specific as possible (include model number on label, position of damage, and any other information that will help the freight company verify the claim).
3. Save the carton.
4. Be timely (within 10 days - beyond this, it is extremely difficult to recover costs).
5. Concealed damage claims must be filed immediately to be effective. Please inspect the merchandise upon receipt; otherwise, there is little possibility for recovery of damages.

RETURN GOODS AUTHORIZATION POLICY:

1. Returned merchandise will not be accepted without prior written factory authorization and shipping instructions. All returned goods must be accompanied by a "Return Goods Authorization" (RGA) and must be returned freight prepaid.
2. To obtain authorization call Customer Service and have the following details available:
 - HIGHMARK sales order number
 - Model number(s)
 - Date of product shipped from HIGHMARK
 - Defective item and details of defect*Order number and model are listed on the chair product label found on the underside of the seat.*
3. Authorized returns are subject to a 30% restocking charge.

Customer's Own Material Program and Worksheet

ORDERING INSTRUCTIONS FOR HIGHMARK COM PROGRAM:

1. Complete the information required and return to HIGHMARK. Attach a sample of the COM, COV or COL material in the space provided. All COM, COV, or COL material must be approved by HIGHMARK and will NOT be scheduled for production until the total order requirements have been received. Approval can be completed in 24 hours. HIGHMARK will not return any excess COM, COV, or COL material.
2. Please make sure that all COM, COV, or COL is properly identified and marked with your company name, purchase order number, and reference number or side mark and send to: HIGHMARK 5559 McFadden Ave., Huntington Beach, CA 92649. Please send a completed photocopy of this page to HIGHMARK.

CUSTOMER INFORMATION

Dealer Name: _____

Contact Name: _____

E-mail Address: _____

Purchase Order #: _____

Application of a fabric should not be assumed. Please make sure to attach a sample of your material, sized to the space, in the space provided. Pay careful attention to the top of the pattern and the face side of the fabric. Please add any additional application information in the Special Application Instructions section.

**ATTACH FABRIC SAMPLE HERE
FACE SIDE OUT**

(Scanned photo in .pdf format is acceptable)



PLACE FABRIC
PATTERN THE
DIRECTION
WANTED
ON CHAIR

Placement Verified By: _____ Date: _____

Signature: _____

COM, COV, and COL quantities listed in the price list are yardage estimates based on non-directional 54" wide fabric rolls. COL is calculated by multiplying the yardage estimate by 18. For repeats and different roll widths increase your requirements by the percentage shown below.

Repeat	Fabric Width			
	54"	50"	45-48"	36"
1 to 3"	0%	10%	25%	60%
4 to 6"	10%	15%	30%	65%
7 to 14"	20%	30%	40%	80%
15 to 20"	25%	40%	45%	90%
21 to 27"	30%	45%	50%	100%
over 27"	40%	50%	55%	105%

FABRIC INFORMATION

Chair Model #: _____

Quantity: _____

Fabric Mill / Name & #: _____

Fabric Color: _____

Total Yardage / Sq. Ft. Being Sent: _____

Fabric Width: _____ Repeat: _____

SPECIAL APPLICATION INSTRUCTIONS:

NOTES: In the absence of application instructions, HIGHMARK will not be held responsible for a COM application deemed unacceptable by the customer. All patterns will be applied vertical unless specifically requested to the contrary. While we do inspect fabrics for imperfections, we cannot be responsible for defects, color or dye lot variations or color fastness. Plain solid 54" width fabrics do not require this COM information sheet. COM, COV and COL require a sample to verify compatibility with the upholstery application.

Apply Fabric (please check one):

Vertical Horizontal Off the Roll



- Internal Use Only -

Work Order Number: _____ Date Received: _____

Flame Retardant “CAL 133” Seating – CAL TB 133

CALIFORNIA TECHNICAL BULLETIN 117-2013 (CAL TB 117-2013)

All HIGHMARK seating meets California Technical Bulletin 117-2013 (CAL TB 117-2013) Flammability standard.

HIGHMARK standard product does not meet California Technical Bulletin 133 (CAL TB 133). Upon special request, HIGHMARK seating can be made to meet the CAL TB 133 Flammability standard.

CALIFORNIA TECHNICAL BULLETIN 133 (CAL TB 133)

CAL TB 133 is the California Bureau of Home furnishing and Thermal Insulation’s minimum flammability requirement furniture used in the public area of facilities such as; Health Care Facilities, Public Assembly Areas of Hotels and Motels, Hospitals, Board and Care Homes, Stadiums, Licensed Child Care Facilities, Prisons and Jails.

CAL TB 133 is a full-scale fire test for furniture manufactured for use in public areas.

The following models, when combined with approved textiles and fire barrier cloth, meet the CAL TB 133 standard:

CAL TB 133 COMPATIBLE PRODUCTS, OPTIONS AND UPGRADE CHARGES

MODEL	APPROVED ARM OPTIONS	ALL PLASTIC	FABRIC	VINYL & LEATHER
airus	NA / A68 / A70 / A71	-	\$ 100	\$ 110
bolero	NA / A7 / A23 / A40 / A55 / A56 / A60 / A61	-	\$ 100	\$ 110
camber	A33 / A53 / A55 / A56 / A60 / A61	-	\$ 100	\$ 110
emme	NA / A23 / A27 / A28 / A34 / A55 / A56 / A62 / A63	-	\$ 100	\$ 110
fino	A52 / A55 / A56 / A60 / A61	-	\$ 100	\$ 110
genus	NA / A64 / A67 / A72	-	\$100	\$110
hb (knit & mesh)	NA/A23/A40/A55/A56/A57/A58/A59/A60/A61	-	\$ 100	\$ 110
insync (knit)	NA / A1 / A2 / A3 / A4 / A6	-	\$ 100	\$ 110
intouch*	NA / A1 / A2 / A3 / A4 / A6	-	\$ 100	\$ 110
kadet (uph.)	NA / A34 / A40 / A55 / A56	-	\$ 100	\$ 110
modela (mesh & uph.)	NA / A23 / A34 / A55 / A56	-	\$ 100	\$ 110
repose	A34 / A69	-	\$ 100	\$ 110
revel	NA / A64 / A65 / A66	-	\$ 100	\$ 110
airus sc	arm / armless	\$ 60	\$ 100	\$ 110
genus sc (mesh)	NA / A9	-	\$ 100	\$ 110
intu (plastic*)	armless	\$ 60	-	-
lynx	arm / armless	-	\$ 100	\$ 110
quickstacker (plastic* & mesh)	arm / armless	\$ 60	\$ 100	\$ 110
team up	arm / armless	-	\$ 100	\$ 110
ten (plastic*, mesh & uph.)	arm / armless	\$ 60	\$ 100	\$ 110

*Black Plastic Only NA = No Arm

For Customers requesting a COM (customer’s own material) on HIGHMARK seating please note the following testing requirements:

- Customer must purchase the chair for testing.
- Customer must pay shipping costs related to the test procedure.
- COM must be tested by independent lab on the specific model desired.
- HIGHMARK cannot guarantee results of test.
- Cost of test is \$550 per chair or per material tested.

For additional information, please contact the Highmark Customer Service Department (highmarkcs@ofsbrands.com).

If your chair is not labeled to show the information below, then your chair does not meet CAL TB 133.

NOTICE: This article is manufactured for use in public occupancies and meets flammability requirements of California Bureau of Home Furnishings Technical Bulletin 133. Care should be exercised near open flame or with burning cigarettes.

OFS Brands Graded In Carded Textiles

ArcCom

PATTERN	GRADE	PATTERN	GRADE	PATTERN	GRADE	PATTERN	GRADE
Arashi	J	Channel	G (vinyl)	Gardenia	G (vinyl)	Palatine 2	G
Axis	J (vinyl)	Chroma	G (vinyl)	Intaglio 2	G (vinyl)	Polished	G (vinyl)
Bloom	J	Cirque	J	Isabella	F (vinyl)	Spin	J (vinyl)
Campus Stripe	J	Crossroads	G	Mason	J (vinyl)	Tectonic	F (vinyl)
Cascade	J	Dynasty	G (vinyl)	Moonbeam 2	J		

CF Stinson

PATTERN	GRADE	PATTERN	GRADE	PATTERN	GRADE	PATTERN	GRADE
Blip	D	Hive	E	Natural World	G (vinyl)	Sequence	E
Bryant Park	C	Inside Track	E	Nest	G	Stellar	E
Citadel	E (vinyl)	Juxy	G (vinyl)	Outlander	E	Swivel	J
Concentric	G	Kusari	E (vinyl)	Retrograde	E	Tessuto	E (vinyl)
Connect	E (vinyl)	Laredo	D (vinyl)	Ripple	J (vinyl)	Whirl	J
Continuum	E	Lava	J (vinyl)	Script	E (vinyl)	Wicker	G (vinyl)
Fast Lane	D	Martini	G (vinyl)	Sentry-HC	E (vinyl)		

Green Hides Leather Studio

PATTERN	GRADE	PATTERN	GRADE	PATTERN	GRADE	PATTERN	GRADE
Dakar	6 + 400	Prince	6 + 400	Tango	6 + 620	Vulcano	6
Lena	5	Sierra	5				

Helvetia Leather

PATTERN	GRADE	PATTERN	GRADE	PATTERN	GRADE	PATTERN	GRADE
Basic	3	Fundamental	5	Hampton	5	Passport	6

Maharam

PATTERN	GRADE	PATTERN	GRADE	PATTERN	GRADE	PATTERN	GRADE
Anagram	J	Lariat	E (vinyl)	Metric	C	Sort	E (vinyl)
Blip	G	Lens	F (vinyl)	Pocket	G	Tilt	G
Boundary	F (vinyl)	Manner	C	Reel	J	Vestige	G
Cycle	E (vinyl)	Medium	C	Sequence	F	Wrap	F (vinyl)
Fraction	G (vinyl)	Messenger	C	Skein	E		

Momentum

PATTERN	GRADE	PATTERN	GRADE	PATTERN	GRADE	PATTERN	GRADE
Amuse	E	Chipper	G	Knack	C	Silica Leather	F (vinyl)
Ascend	E	Cover Cloth	D	Lineup	C	Silica Tech	F (vinyl)
Bangle	A	Eon	D (vinyl)	Marathon	B	Skip	C
Banter	G	Free	C	Millennium	B	Span Crypton	E
Beeline	D (vinyl)	Fuse	B	Oath	E	Synergy	E
Beep	D	Habit	C	Odyssey	B	Syntax	C
Bravo II	E (vinyl)	Hue	C	Origin	A	Tradition	B
Canter	C (vinyl)	Infinity	B	Row	E (vinyl)	Velocity	E (vinyl)
Cashmere II	D (vinyl)	Keynote	E	Silica	F (vinyl)	Waver	E
Central	E	Kindred	F (vinyl)	Silica Etch	F (vinyl)		

Ultrafabrics

PATTERN	GRADE	PATTERN	GRADE	PATTERN	GRADE	PATTERN	GRADE
Brisa Original	F	Promessa	F	Ultraleather	F	Viva	G
Brisa Distressed	F	Pony	F	Ultraleather Pro	G		

NOTE: Dye transfer is difficult to regulate with light colors and in some circumstances not preventable.

Program Featuring Momentum Fabrics

PATTERN	GRADE	PATTERN	GRADE	PATTERN	GRADE	PATTERN	GRADE	PATTERN	GRADE
▲ Ace	C	Dazzler	F	▲ Knack	C	Riga	J	Upton	E
Acoustic	G (vinyl)	▲ Decode	D	▲ Kudos	G	Rival	E	Vario	E
Agora II	E (vinyl)	▲ Delve	F	Lana	J+120	Rivet	E	▲ Veer	F
Aldo	J	▲ Dive	F	Ledge	E	Rococo	D	Vega	E
Align	G	Dividend	J	Lella	J	▲ Roster	J	Veil	E
Allegory	G	Docket	J	Levity	F	Row	E (vinyl)	Velocity	E (vinyl)
Almanac	J	Domain	F	Lina	J	▲ Sail	G	Venue	E
▲ Amenity II	G	Drawing Lines	J	▲ Lineup	C	Savile	E	Versus	E
Amuse	E	▲ Drift	G	Linq	J+120	Scan	G	Via	C
Apex	F	▲ Duo	G	Livia	J	Scrabble	E	Vicinity	E
Apogee	D	▲ Ebb	J	▲ Lore	G	Scribe	E	Viva II	F
April	F	Echo II	G (vinyl)	Ludwig	J	Sidestep	G (vinyl)	Vivo	F
Ardour II	G	Edison	G	Luminary	E	Signature	E	▲ Vox	B
Arrange	J	▲ Effloresce	J	Lure	F	Silica	F (vinyl)	Wander	G
Ascend	E	Elevate	J	Lyra	E	Silica Andy	G (vinyl)	Waver	E
Atmosphere	E	Elle	G	Mainstay	D	Silica Compass	G (vinyl)	Weaving Palettes	G
▲ Atrium	E	Embark	F	Malmo	J	Silica Cusp	G (vinyl)	Weekender	G
Audio	G	Emerge	E	Mana	F	Silica Deflect	G (vinyl)	▲ Wellspring	F
Audubon	J	Enhance	E	Mapping Ideas	J	Silica Effloresce	G (vinyl)	▲ Whim	G
Avanti	G	Entwine	F	▲ Marathon	B	Silica Etch	F (vinyl)	Zola	J
▲ Avenue	E	Eon	D (vinyl)	Marcel	J	Silica Fiona	G (vinyl)	Zuni	D
Axis	C	Epic	C	▲ Medley	E	Silica Fritz	G (vinyl)		
Bandwidth II	G	Epoch	E	Mensa	G	Silica Hiatus	G (vinyl)		
Bangle	A	▲ Essay	G	▲ Millennium	B	Silica Hoop	G (vinyl)		
▲ Banter	G	▲ Estrella	G	Mix	G	Silica Leather	F (vinyl)		
Beeline	D (vinyl)	Etude	J	Modiste	D	Silica Motive	G (vinyl)		
Beep	D	Evolve	G	Molto	J	Silica Reach	G (vinyl)		
Bento	G	Expo	A	Nagoya	J	Silica Roam	G (vinyl)		
Bespoke	F	▲ Felt Melange	J	Namesake	F	Silica Scout	G (vinyl)		
Betwixt	E	Fete	E	Neon	G	Silica Stride	G (vinyl)		
Bezel	D	Fino	E	Nifty	E (vinyl)	Silica Tech	F (vinyl)		
▲ Bias	G	Flection	G	▲ Nimble	J	Silica Waltz	G (vinyl)		
Bimini	E	Fleet	F	Nouvelle	E	Skip	C		
Bistro	E	Flow	G	Oath	E	▲ Small Talk	G		
▲ Bloc	J	Flux	J	Oblique	D	Soho	E		
Block Party	G	Focal	E	Odyssey	B	Solace	E		
Boom II	E	Foray	E	Ohs II	J	▲ Solo2	E		
▲ Boxcar	G	▲ Free	C	▲ Origin	A	▲ Sort	G		
Braided	F	Fringe	F	Pace Crypton	F	Soul	E		
● Bravo II	E (vinyl)	Fuse	B	Painting Strokes	J	Soutache	E		
▲ Brisk	G	Gallant	D	Paloma	D	Span Crypton	E		
Brooklyn	E	Geo	J	Panorama	G	Span Incase	E		
▲ Buoy	G	Get Cozy	E	▲ Parable	G	Spin	G		
▲ Cairns	J	Great Escape	F	Paradox	E	▲ Starboard	G		
▲ Cairo II	J	Greet	E	▲ Parasol	E	Strut	E		
▲ Camber	G	Groove	E (vinyl)	▲ Perch	F	Sublime II	E (vinyl)		
Canter	C (vinyl)	▲ Habit	C	● Perk	A	▲ Sun Spell	G		
Carlo	J	Hathaway	F	Phase	J	Sway II	G		
Cashmere II	D (vinyl)	Hearsay	G	▲ Photon	G	Swivel	F		
Catalogue	J	▲ Helm	G	Pierre	J	Symbol	J		
Caveat	E	Hepburn	F	Ping	E	Sync	D		
Census	E	Hive	F (vinyl)	▲ Pique	E	Synergy	E		
Central	E	▲ Hue	C	Playlist	F	Syntax	C		
Centric	G	Hula	G	▲ Plus	G	System	J		
Chai	E	Icon	E (vinyl)	Pluto	E	Tact II	G (vinyl)		
Channel	E	Illumina	J+120	Ponder	E	Tactic	J		
▲ Chant	G	Impromptu	F	▲ Preamble	F	Tenuto	D		
▲ Chipper	G	Infinity	B	▲ Propensity II	D	Tesla	G		
Chronicle	E	● Infusion	G	Prospect	F	Tetra	E (vinyl)		
Circuit	E	▲ Insight	A	Proviso	J	Tipsy	E		
Cite	G	Interim	G	▲ Proximity	J	Toca	E		
Clang	E	Intermezzo	J	Pursuit	E	Torque	J		
Classique	J+200	▲ Intermix II	E	Quip	E	Tradition	B		
Click	E	Isla	F	Rally	G	Trance	E		
Clio	E	Islet	G	Rani	E	Transfix	F		
Core	B	Jardin	G	Rattan	J+120	▲ Trefoil	F		
Costello	D	▲ Jest	G	Recollection II	G	Tremolo	E		
Course	G	Jitney	G	Redux	E	Tremont	D		
Cover Cloth	D	Juncture	J	Rein II	E (vinyl)	▲ Trove	J		
Crave	E	Kayak	J	▲ Repose	F	Turin	J		
Crossing Colors	J	Keepsake	E	Retreat	D	Twelve	E		
▲ Current	D	▲ Keynote	E	Revel	F	▲ Twist	J		
Cycle	E (vinyl)	▲ Kindle	F	Revive	F	Umi	F		
Dash	G	Kindred	F (vinyl)	Revolve	J	Uplift	G		
▲ Dayspell	G	Kinney	E	Rialto	E	▲ Upside	F		

▲ This symbol represents environmentally friendly "Green" materials.

● This symbol represents pattern is compatible with CAL TB 133.

Along with all other standard fabrics, HIGHMARK has made it easy for you to order any fabric in the entire MOMENTUM line. For swatches or memo samples please call MOMENTUM at 800.366.6839.

NOTE: Dye transfer is difficult to regulate with light colors and in some circumstances not preventable.

Program Featuring Maharam Fabrics

PATTERN	GRADE	PATTERN	GRADE	PATTERN	GRADE	PATTERN	GRADE	PATTERN	GRADE
▲ Abacus	G	▲ Coach Cloth	J+150	▲ Floret	J	▲ Outback by Kvadrat	J	▲ Steady Crypton	G
▲ Acre	F	▲ Coin	C	▲ Fluent Crypton	G	▲ Painted Stripe	J+120	▲ Steelcut by Kvadrat	J
▲ Across	G	▲ Coincide	E	▲ Focus	F	▲ Palio by Alexander	J+100	▲ Steelcut Trio	J
▲ Akimbo	G	▲ Colorwheel	J+50	▲ Fraction	G (vinyl)	▲ Pavement	J+100	▲ Strand	G
▲ Alloy	F (vinyl)	▲ by Hella Jongerius		▲ Geometri by Verner	J+120	▲ by George		▲ Stride	F
▲ Alter	F	▲ Column	G	▲ Grade	J	▲ Periphery	J+120	▲ Strum	F
▲ Anagram	J	▲ Couple	G	▲ Hallingdal	J	▲ Pick	C	▲ Sudden	G
▲ Array	G	▲ Cover	F	▲ by Kvadrat		▲ Pick Crypton	G	▲ Tandem	F
▲ Article	E (vinyl)	▲ Crew	J	▲ Hedge	G	▲ Pitch	E (vinyl)	▲ Ticker	G
▲ Balustrade	J	▲ Crosspatch	J+100	▲ Helix	J	▲ Plait	F	▲ Tilt	G
▲ Banister	G (vinyl)	▲ by Charles		▲ Highfield	J	▲ Plait	F	▲ Tonic by Kvadrat	G
▲ Bar	C	▲ Crush	G	▲ by Kvadrat		▲ High Performance		▲ Tonus by Kvadrat	J
▲ Bar Crypton	G	▲ Cycle	E (vinyl)	▲ Insignia	J	▲ Pocket	G	▲ Tonus Meadow	J
▲ Beam	J	▲ Dapper	F (vinyl)	▲ Kindred	G	▲ Quatrefoil	J+100	▲ Trait	G
▲ Beside	G	▲ Dart	J	▲ Knot	J+100	▲ by Alexander		▲ Transport	J+100
▲ Blip	G	▲ Dash	G	▲ Lariat	E (vinyl)	▲ Quick	F (vinyl)	▲ Treat	J
▲ Blumen	J+120	▲ Decode	G	▲ Ledger	F (vinyl)	▲ Radiant	J+100	▲ Trees	J+100
▲ Boundary	F (vinyl)	▲ Defer	F	▲ Lens	F (vinyl)	▲ Recollection	F	▲ by Hella Jongerius	
▲ Bridge	F	▲ Design 9297	J+120	▲ Lineage	E (vinyl)	▲ Reel	J	▲ Trellis	J
▲ Bright Angle	J+50	▲ by Josef		▲ Link	J	▲ Remix by Kvadrat	G	▲ Twice	F
▲ Bright Cube	J+50	▲ Dingbats	J+100	▲ Manner	C	▲ Ring	G	▲ Unisol by Verner	J+120
▲ Bright Grid	J+50	▲ Disc	C	▲ Marquee	E	▲ Rove	F	▲ Urban	G
▲ Brim	J	▲ Disc Crypton	G	▲ Matrix by Kvadrat	J+50	▲ Runner	G	▲ Venn	G
▲ Candid	F (vinyl)	▲ Disperse	G	▲ Medium	C	▲ Salon	J+100	▲ Vestige	G
▲ Canvas by Kvadrat	G	▲ Divide	C	▲ Melange Tweed	J+150	▲ Scuba	F (vinyl)	▲ Voyage	J+100
▲ Cartouche	G	▲ Divina by Kvadrat	J	▲ Memory by Kvadrat	J	▲ Seam	F	▲ Waxen	E
▲ Chalet	J	▲ Dot Pattern	J+100	▲ Messenger	C	▲ Sequence	F	▲ Whirl	F
▲ Chance	G	▲ by Charles		▲ Metric	C	▲ Shuttle	G	▲ Wrap	F (vinyl)
▲ Checker	J+120	▲ Double Triangles	J+120	▲ Mikado by	J+100	▲ Shuttle Standard	F		
▲ Checker Split	J+120	▲ Ellipsis	G (vinyl)	▲ Alexander Girard, 1954		▲ Skein	E		
▲ Chenille Cord	J	▲ Emmesh	F	▲ Milestone	C	▲ Small Dot Pattern	J+100		
▲ Chime	F (vinyl)	▲ Exchange	F	▲ Mineral	G	▲ Sort	E (vinyl)		
▲ Chock	G	▲ Facets	J+120	▲ Minimal	G	▲ Stack	F		
▲ Circles by Charles	J+100	▲ Fathom	E (vinyl)	▲ Mode	E	▲ Stature	F (vinyl)		
▲ Climb	J	▲ Fiddle	G	▲ Offset	J	▲ Steady	F		

▲ This symbol represents environmentally friendly "Green" materials.

● This symbol represents pattern is compatible with CAL TB 133.

Along with all other standard fabrics, HIGHMARK has made it easy for you to order any fabric in the entire MAHARAM line. For swatches or memo samples please call MAHARAM at 800.645.3943.

NOTE: Dye transfer is difficult to regulate with light colors and in some circumstances not preventable.

Program Featuring Designtex Fabrics

PATTERN	GRADE	PATTERN	GRADE	PATTERN	GRADE	PATTERN	GRADE	PATTERN	GRADE
▲ Acacia	G	▲ Chromatic	F	Inertia	J	Nexus	J	▲ Signal	J
▲ Adler	F	▲ Circa	G	Inkling	G	Nonchalant	E	▲ Sorano	E (vinyl)
▲ Aggregate	F	▲ Closed Loop	F	Inlet	F (vinyl)	Opulent	E	▲ Splendor	E
▲ Alcazar	F	▲ Colorful Plaid	F	Inside Edge	G (vinyl)	Parga	E (vinyl)	▲ Stacks	J
▲ Alchemy	F	▲ Concept	J	Interlock	G (vinyl)	Pennington	J	▲ Steppe	F
▲ Alemany	J	▲ Converge	G	Irregular Grid	F (vinyl)	Phase	F (vinyl)	▲ Striae	F
▲ Alistair	G	▲ Crosswind	F	Isometry	J	Pinball	J	▲ Sugar Shoots	J
▲ Alpine	E	▲ Current	F	Isotope	G (vinyl)	Pivot	F (vinyl)	▲ Sunburst	J+50
▲ Amuse	J	▲ Dart	G	Jaunt	J	Pleat	G	▲ Swayed	J+175
▲ Annex	F	▲ Dashing	E	Journey	J+100	▲ Pop Art	J	▲ Swing	J
▲ Appleseed	G	▲ Dichotomy	J+100	Klange	G	Posey	J	▲ Tarascon	E (vinyl)
▲ Aster	J+50	▲ Dot to Dot	J	Lambert	J	Prime	E	▲ Tessellate	J+50
▲ Astrid	F	▲ Faux Sure	G	Lattice	J	Radar	G	▲ Tetris	J
▲ Banda	G	▲ Florin	F (vinyl)	Leafette	F (vinyl)	▲ Restore	F	▲ Tombo	F (vinyl)
▲ Battista	J+50	▲ Flux	J	Leap	F	▲ Revelry	G	▲ Tramway	J
▲ Bee	E	▲ Friendly Faux	G	▲ Leland	F	▲ Rice	G	▲ Travertine	F (vinyl)
▲ Big Dot	G	▲ Fuse	J	Linari	E	▲ Rio Grande	G	▲ Tumbleweed	G
▲ Birch Bark Plaid	J	▲ Gale	F (vinyl)	Lioret	F	▲ Rivergrass	F	▲ Valanka	J
▲ Botanique	F	▲ Gallone	G	Little Dot	G	▲ Rocket	E	▲ Versed	E
▲ Boucle	G	▲ Gamut	D	Little Plaid	F	Rotary	J	▲ Volley	J
▲ Bounce	J (vinyl)	▲ Gleam	G	Ludington	E (vinyl)	▲ Rough & Ready II	G	▲ Winsome	E
▲ Breana	F	▲ Gradate	G	Majolica	J	▲ Round Leaves	J	▲ Wire	J+50
▲ Bunta	F	▲ Gramercy	J+150	Melange	F	▲ Samba	G	▲ Woodcut	G
▲ Caiman	F	▲ Hashtag	E	▲ Metamorphosis	J+100	▲ Saugatuck	F	▲ Yoruba	J
▲ Cascadia	F	▲ Hatchmark	J	Metta	E (vinyl)	▲ See Saw	J	▲ Yucca	G
▲ Cassava	G	▲ Hint	G	Migration	J+100	▲ Seed	G	▲ Zhuba	F
▲ Catalyst	F (vinyl)	▲ Honor Plus	J+50	Mingle	G	▲ Shimmering Tide	J+100	▲ Zocalo	J
▲ Cestino	J	▲ Horizon	J	Motif	G				

▲ This symbol represents environmentally friendly "Green" materials.

● This symbol represents pattern is compatible with CAL TB 133.

Along with all other standard fabrics, HIGHMARK has made it easy for you to order any fabric in the entire DESIGNTEx line. For swatches or memo samples please call DESIGNTEx at 800.221.1540.

NOTE: Dye transfer is difficult to regulate with light colors and in some circumstances not preventable.

Program Featuring Highmark Fabric, Vinyl and Leather

PATTERN	GRADE	PATTERN	GRADE	PATTERN	GRADE
Aldan	A (vinyl)	▲ Expo	A	Insight	A
Bangle	A	FOAMMESH™	B	Origin	A
Basic (Lonestar)	3 (leather)	(foam backed mesh - black only)		Perk	A
Bellamy	B (vinyl)	Fuse	B	Vicenza	6 (leather)
● Chamea	C (vinyl)	Hampton (Solana)	5 (leather)		

▲ This symbol represents environmentally friendly "Green" materials.

NOTE: Dye transfer is difficult to regulate with light colors and in some circumstances not preventable.

● This symbol represents pattern is compatible with CAL TB 133.

Recommended Heavy-Duty Fabric Patterns, Vinyl and Leather

Select from a wide selection of popular, Heavy-Duty Fabrics including:

Vinyl options:

Leather options:

Axis
Boom II
Expo

Hue*
Insight
Origin

Solo2*
Venue
Vox

Chamea

Helvetia Hampton
Green Hides Vulcano

* Hue (Grade C) and Solo2 (Grade E) are recommended fabric patterns for demanding environments.

Note: Fabric must meet industry standards for Heavy-Duty Upholstery (minimum of 30,000 double rubs Wyzenbeek Method) for fabric warranty to apply.

If you'd like to use your own fabric, please provide us with a sample. For more information or questions, please contact us at 800.441.4975, or email highmarkcs@ofsbrands.com

Heavy-Duty Chairs	
MODEL NAME	MODEL NUMBERS
Bolero (with Heavy-Duty Upgrade)	607
Emme (with Heavy-Duty Upgrade)	4107, 4110, 4119
InSync (with Heavy-Duty Upgrade)	307, 307F, 307L, 310, 310F, 310L, 319, 319F, 319L

Custom Plastic Color Program

Highmark's custom **plastic** color matching program is as follows:

- Provide a color chip or Pantone Number for the requested color to Customer Service.
- A \$100 flat fee is charged per color request.
- There is a lead time of two (2) weeks for the initial color match.
- There is a lead time of four (4) weeks for production after the color match is approved and order is received by Customer Service.
- Minimum order quantity is 300 chairs.
- A charge of \$10 list per chair is added to the model configuration.
- For orders under 300 chairs, a Request For Quote (RFQ) must be submitted for firm pricing to Customer Service and approved by the customer.

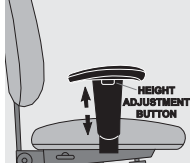
Available Custom Plastic Color Chairs	
MODEL NAME	MODEL NUMBERS
Intu	1412, 1411, 1413
Quickstacker	412, 409, 422, 429, 432, 439
Ten	701, 711, 705, 715

For more information or questions, please contact us at 800.441.4975, or email highmarkcs@ofsbrands.com

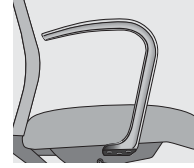
Arm Kits



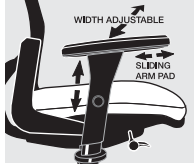
A1 – Fixed Arms
Available on: InSync and InTouch.
List Price: \$100



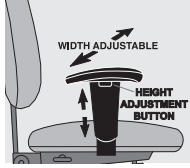
A27 – Height Adjustable Arms
Available on: Emme.
List Price: \$95



A57 – Polished Aluminum Loop Arms with Urethane Cap
Available on: HB.
List Price: \$130



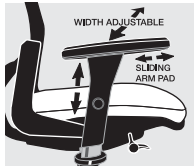
A2 – Height and Width Adjustable Arms with Sliding and Pivot Pads
Available on: InSync and InTouch.
List Price: \$150



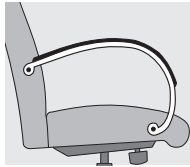
A28 – Height and Width Adjustable Arms
Available on: Emme.
List Price: \$120



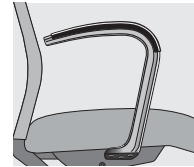
A58 – Fixed Loop Arms
Available on: HB.
List Price: \$100



A3 – Height and Width Adjustable Arms with Sliding and Pivot Pads – Black/Chrome
Available on: InSync and InTouch.
List Price: \$160



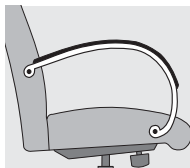
A33 – Polished Aluminum Shell Arms
Available on: Camber only.
List Price: \$160



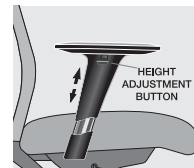
A59 – Polished Aluminum Loop Arms with Insert Pad
Available on: HB.
List Price: \$160



A4 – Height Adjustable Arms – Black/Chrome
Available on: InSync and InTouch.
List Price: \$110



A33-UP – Polished Aluminum Shell Arms with Upholstered Pad
Available on: Camber only.
List Price: \$160 + \$45 (Vinyl) or + \$65 (Leather)



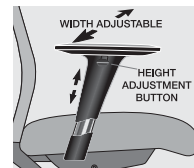
A60 – Height Adjustable Arms – Black/Chrome
Available on: Bolero, Camber, Fino, HB and Valence.
List Price: \$105



A5 – Fixed Arms
Available on: Ten only.
List Price: \$75



A34 – Fixed Cantilever Arms
Available on: Emme, Kadet, Modela and Repose.
List Price: \$95



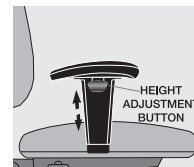
A61 – Height and Width Adjustable Arms – Black/Chrome
Available on: Bolero, Camber, Fino, HB and Valence.
List Price: \$130



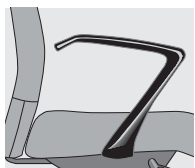
A6 – Height Adjustable Arms
Available on: InSync and InTouch.
List Price: \$100



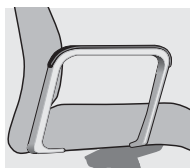
A40 – Fixed “T” Arms
Available on: Bolero, HB and Kadet.
List Price: \$95



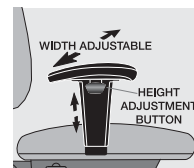
A62 – Heavy-Duty Height Adjustable Arms
Available on: Emme HD.
List Price: \$165



A7 – Fixed Cantilever Arms
Available on: Bolero and Valence.
List Price: \$110



A52 – Polished Aluminum Loop Arms with Urethane Cap
Available on: Fino.
List Price: \$160



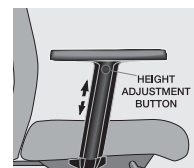
A63 – Heavy-Duty Height and Width Adjustable Arms
Available on: Emme HD.
List Price: \$190



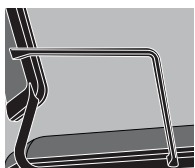
A8 – Fixed Arms
Available on: Ciro only.
List Price: \$95



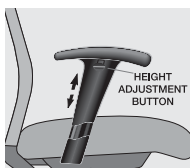
A53 – Fixed Cantilever Arms
Available on: Camber.
List Price: \$110



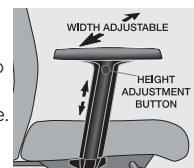
A64 – Height Adjustable Arms
Available on: Genus and Revel.
List Price: \$110



A9 – Genus SC Fixed Arms
Available on: 3701, 3703, 3705, 3711 and 3713.



A55 – Height Adjustable Arms
Available on: Bolero, Bolero HD, Camber, Emme, Fino, HB, Kadet, Modela and Valence.
List Price: \$95

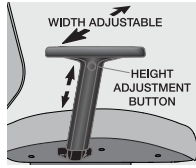


A65 – Height and Width Adjustable Arms with Lockable 3D Pads
Available on: Genus and Revel.
List Price: \$160

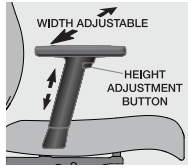


A23 – Height and Width Adjustable Arms with Sliding and Lockable Pivot Pads
Available on: Bolero, Emme, HB, Modela and Valence.
List Price: \$130

Arm Kits



A67 – Height and Width Adjustable Arms with Lockable 3D Pads
Available on: Genus.
List Price: \$160



A71 – Height and Width Adjustable Arms
Available on: Airus.
List Price: \$120




BP – Fixed Black Arm Pads
Available on: Lynx 2439 and 2449 only.
Color: Black.
List Price: \$70



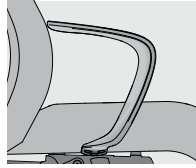
A68 – Fixed Arms
Available on: Airus.
List Price: \$100



A72 – Polished Aluminum Cantilever Arms
Available on: Genus (3615).
List Price: \$190



SP – Fixed Silver Arm Pads
Available on: Lynx 2439 and 2449 only.
Color: Silver.
List Price: \$30 (\$80 w/out Chair)



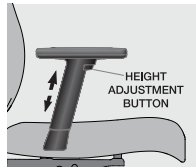
A69 – Polished Aluminum Arms with Insert Pad
Available on: Repose.



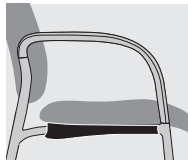
BA - Lynx Fixed Black Arms
Available on: Lynx 2009, 2209, 2109, 2319, 2409 and 2419 only.
List Price: \$95




Team Up Fixed Arms
Available on: Team Up.
List Price: \$95



A70 – Height Adjustable Arms
Available on: Airus.
List Price: \$95

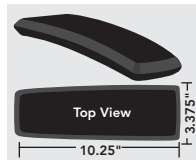


SA – Fixed Silver Arms
Available on: Lynx 2009, 2209, 2109, 2319, 2409 and 2419 only.
Color: Silver.
List Price: \$30 (\$105 w/out Chair)

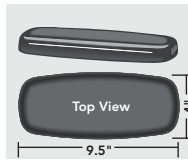


Airus SC Fixed Arms
Available on: 1509, 1529.
List Price: \$75


Arm Pads



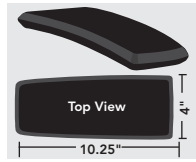
"A1" Arm Pad
Standard on the following models and arms:
InSync - A1
InTouch - A1



"C3" Arm Pad
Standard on the following models and arms:
Genus - A64



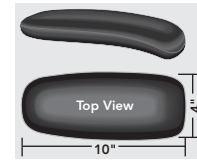
"H" Arm Pad
Standard on the following models and arms:
Bolero - A23, A40, A55, A56, A60, A61
HB - A23, A40, A55, A56, A60, A61
Kadet - A40



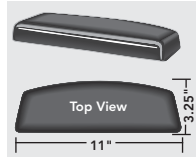
"A2" Arm Pad
Standard on the following models and arms:
InSync - A2, A3
InTouch - A2, A3




"C4" Arm Pad
Standard on the following models and arms:
Genus - A67




"F" Arm Pad
Standard on the following models and arms:
Emme - A27, A28, A55, A56
Emme HD - A62, A63



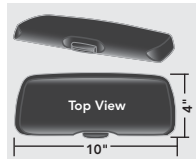
"C1" Arm Pad
Standard on the following models and arms:
Revel - A64




"D" Arm Pad
Standard on the following models and arms:
Airus - A70, A71




"FS" Arm Pad
Standard on the following models and arms:
Camber - A55, A56, A60, A61
Fino - A55, A56, A60, A61
InSync - A4, A6
InTouch - A4, A6
Kadet - A55, A56
Valence - A55, A56, A60, A61



"C2" Arm Pad
Standard on the following models and arms:
Genus - A65
Revel - A65



"E" Arm Pad
Standard on the following models and arms:
Emme - A23
Modela - A23
Valence - A23



"R" Arm Pad
Standard on the following models and arms:
Modela - A55, A56

Additional Options



Two-Tone

Different upholstered grades for seat and back combination, use higher grade fabric for pricing.



L4 – Lumbar Support System

Height from Seat: 6 7/8" to 9 3/8" (2 1/2" Range)

Available on: InSync with Knit Back only.

List Price: \$90



LOT-1 – Lift Off Tool

Size: 3" L x 1 3/8" W.

A necessary tool for any dealer. Makes it simple to remove and replace pneumatic gas cylinders. Constructed of durable forged metal.

List Price: \$50

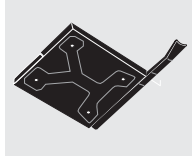


B3 – Polished Aluminum Base

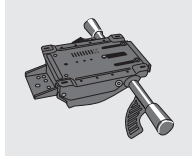
Available on: Camber, Emme, Modus, Repose, Sprint Plush and Wave.

List Price: \$100

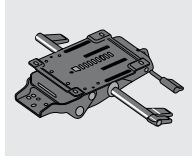
Additional Options



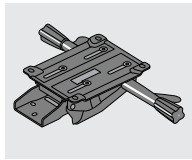
SS3 – Seat Slider
Has 5 positions and slides 2".
Available on: E1, E2 controls only.
List Price: \$79



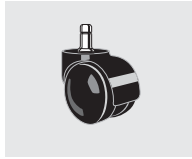
SS4 – Seat Slider
Has 6 positions and slides 2 1/2".
Available on: E7 control only.
List Price: \$79



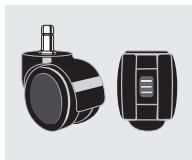
SS6 – Seat Slider
Has 5 positions and slides 2 1/2" (2" for Bolero and Genus).
Available on: R3 controls only.
List Price: \$79



SS7 – Seat Slider
Has 5 positions and slides 2"
Available on: E8 controls only.
List Price: \$79



W1 – Standard Hard Wheel Caster
Available on: Bolero Stool, Bolero HD, Camber, Emme, Emme HD, and Repose.
Size: 55mm wheel – 45mm barrel
Qty: 5 casters per set. Color: Black only.
For: Carpeted Surfaces
List Price: \$30



W3 – Soft Wheel Caster with Safety Brake
Available on: Bolero HD, Camber, Emme, Emme HD, and Repose.
Size: 50mm wheel – 45mm barrel
Qty: 5 casters per set. Color: Black only.
For: Hard Floors
List Price: \$30



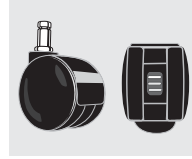
W4 – Soft Wheel Caster
Available on: Bolero Stool, Bolero HD, Camber, Emme, Emme HD and Repose.
Size: 50mm wheel – 45mm barrel
Qty: 5 casters per set. Color: Black only.
For: Hard Floors
List Price: \$30



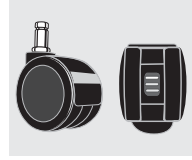
W6 – High Glide for 5-Leg Star Base
Available on: All chairs with B2, B3, B7, B11, B12, B17, B18, B19, B21 and B22 bases.
Size: 2 1/4" high x 2 1/8" diameter base with 7/16" D-ring stem.
Qty: 5 glides per set. Color: Black only.
For: Carpeted and Hard Floor Surfaces
List Price: \$30



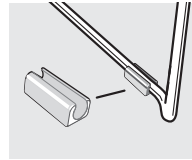
W15 – Standard Hard Wheel Caster
Available on: Ciro, Lynx, Team Up and Ten.
Size: 50mm wheel
Qty: 4 casters per set. Color: Black only.
For: Carpeted Surfaces
List Price: \$30



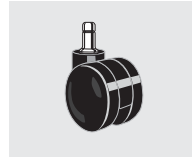
W15A – Hard Wheel Caster with Brake
Available on: Ciro, Lynx, Team Up and Ten.
Size: 50mm wheel
Qty: 4 casters per set. Color: Black only.
For: Carpeted Surfaces
List Price: \$30



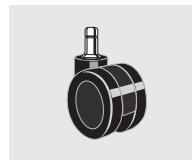
W16 – Soft Wheel Caster with Brake
Available on: Ciro, Lynx, Team Up and Ten.
Size: 50mm wheel
Qty: 4 casters per set. Color: Black only.
For: Hard Floors
List Price: \$30



W23 – Clear Nylon Glides
Available on: Genus Stacker and Quickstacker.
Qty: 4 glides per set.
For: Carpeted and Hard Floor Surfaces
List Price: \$15



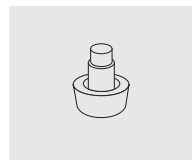
W24 – Standard Hard Wheel Caster
Available on: Airus, Bolero, Fino, Genus, HB, InSync, InTouch, Kadet, Modela, Quickstacker Task/Stool, Revel, Ten Task/Stool and Valence.
Size: 60mm wheel – 25mm barrel
Qty: 5 casters per set. Color: Black only.
For: Carpeted Surfaces
List Price: \$30



W25 – Soft Wheel Caster
Available on: Airus, Bolero, Fino, Genus, HB, InSync, InTouch, Kadet, Modela, Quickstacker Task/Stool, Revel, Ten Task/Stool and Valence.
Size: 60mm wheel – 25mm barrel
Qty: 5 casters per set. Color: Black only.
For: Hard Floors
List Price: \$30



W26 – Standard High Glide
Size: 2 3/4" high x 1 1/4" diameter base with 1 1/2" stem.
Available on: Ciro, Lynx and Ten.
Qty: 4 glides per set. Color: Black only.
For: Carpeted Surfaces
List Price: \$30



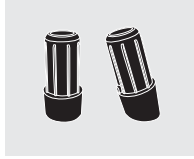
W27 – Standard Nylon Glides
Available on: Lynx Sled only.
Size: 1/3" high x 2/3" diameter base with 1/3" stem.
Qty: 4 glides per set. Color: White only.
For: Carpeted and Hard Floor Surfaces
List Price: \$15

Additional Options



W28 – Standard Anti-Tip Device

Available on: Lynx Sled only.
 Size: 1" wide x 2 1/3" high x 1 1/2" deep.
 Qty: 2 per set. Color: Black only.
 List Price: \$15



W29 – Standard Nylon Glides

Available on: Team Up only.
 Size: 5/8" high x 7/8" diameter base with 1 1/4" stem.
 Qty: 4 glides per set. Color: Black only.
 For: Carpeted Surfaces
 List Price: \$20



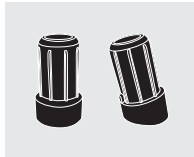
W30 – Floor-Saver Tip Swivel Glides

Available on: Team Up only.
 Size: 1" high x 1 1/4" diameter base with 3/8" stem.
 Qty: 4 glides per set. Color: Silver/White only.
 For: Tile Floor Surfaces
 List Price: \$20



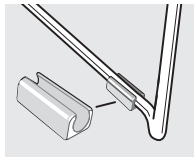
W31 – Felt Tip Swivel Glides

Available on: Team Up only.
 Size: 1" high x 1 1/4" diameter base with 3/8" stem.
 Qty: 4 glides per set. Color: Silver/White only.
 For: Hard Floor, Rubberized Floor Surfaces
 List Price: \$20



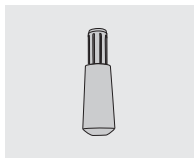
W32 – Standard Nylon Glides

Available on: HB Side Chair only.
 Size: 1/2" high x 1" diameter base with 1 1/4" stem.
 Qty: 4 glides per set. Color: Black only.
 For: Carpeted Surfaces
 List Price: \$20



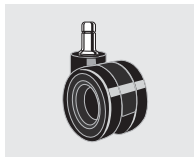
W33 – Clear Nylon Glides

Available on: Intu only.
 Qty: 4 glides per set.
 For: Carpeted and Hard Floor Surfaces
 List Price: \$15



W34 – Silver High Glide

Size: 2 3/4" high x 1 1/4" diameter base with 1 1/2" stem.
 Available on: Lynx only.
 Qty: 4 glides per set. Color: Silver only.
 For: Carpeted Surfaces
 List Price: \$30



W35 – Hollow Soft Wheel Caster

Available on: Genus.
 Size: 60mm wheel – 18mm barrel
 Qty: 5 casters per set. Color: Black only.
 For: Carpeted Surfaces and Hard Floor Surfaces
 List Price: \$30




W36 – Soft Wheel Caster

Available on: Ciro, Lynx, Team Up and Ten.
 Size: 50mm wheel
 Qty: 4 casters per set. Color: Black only.
 For: Hard Floors
 List Price: \$30




W37 – Floor-Saver Swivel Glides

Available on: Lynx 2409, 2412, 2419, 2439 and 2449 only.
 Size: 3/4" high x 1 1/4" diameter base with 3/8" stem.
 Qty: 4 glides per set. Color: Silver/White only.
 For: Carpeted, Tile Floor Surfaces
 List Price: \$20



W38 – Felt Tip Swivel Glides

Available on: Lynx 2409, 2412, 2419, 2439 and 2449 only.
 Size: 1" high x 1 1/4" diameter base with 3/8" stem.
 Qty: 4 glides per set. Color: Silver/White only.
 For: Hard Floor, Rubberized Floor Surfaces
 List Price: \$20



W39 – Standard Nylon Glides

Available on: Genus Side Chair only.
 Size: 2 7/16" high x 7/8" diameter base with 1 3/4" stem.
 Qty: 4 glides per set. Color: Black only.
 For: Carpeted Surfaces
 List Price: \$20



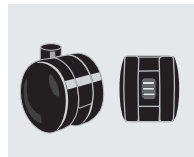
W40 – Standard Hard Wheel Caster

Available on: Genus Side Chair only.
 Size: 50mm wheel
 Qty: 4 casters per set. Color: Black only.
 For: Carpeted Surfaces
 List Price: \$30



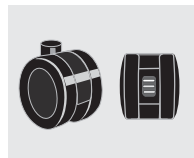
W41 – Soft Wheel Caster

Available on: Genus Side Chair only.
 Size: 50mm wheel
 Qty: 4 casters per set. Color: Black only.
 For: Hard Floors
 List Price: \$30



W42 – Hard Wheel Caster with Brake

Available on: Genus Side Chair only.
 Size: 50mm wheel
 Qty: 4 casters per set. Color: Black only.
 For: Carpeted Surfaces
 List Price: \$30




W43 – Soft Wheel Caster with Brake

Available on: Genus Side Chair only.
 Size: 50mm wheel
 Qty: 4 casters per set. Color: Black only.
 For: Hard Floors
 List Price: \$30



W44 – High Glide for 4-Leg Star Base

Available on: Genus LT Conference only.
 Size: 1 1/4" high x 2" diameter base with 7/16" D-ring stem.
 Qty: 4 glides per set. Color: Black only.
 For: Carpeted and Hard Floor Surfaces
 List Price: \$30



W45 – Standard Nylon Glides

Available on: Genus SC Stool only.
 Size: 5/8" high x 7/8" diameter base with 1 1/4" stem.
 Qty: 4 glides per set. Color: Black only.
 For: Carpeted Surfaces
 List Price: \$20

Additional Options



W46 – Felt Tip Nylon Glides
 Available on: Genus SC Stool only.
 Size: 1/4" high x 7/8" diameter base with 5/8" stem.
 Qty: 4 glides per set. Color: Black only.
 For: Carpeted Surfaces
 List Price: \$20



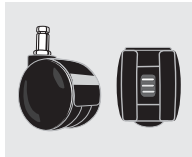
W47 – Standard Nylon Glides
 Available on: Airus Side Chair only.
 Size: 2 1/4" high x 7/8" diameter base with 1 1/2" stem.
 Qty: 4 glides per set. Color: Black only.
 For: Carpeted Surfaces
 List Price: \$20



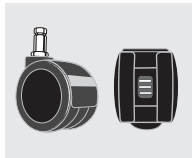
W48 – Standard Hard Wheel Caster
 Available on: Airus Side Chair only.
 Size: 50mm wheel
 Qty: 4 casters per set. Color: Black only.
 For: Carpeted Surfaces
 List Price: \$30




W49 – Soft Wheel Caster
 Available on: Airus Side Chair only.
 Size: 50mm wheel
 Qty: 4 casters per set. Color: Black only.
 For: Hard Floors
 List Price: \$30



W50 – Reverse Braking Hard Wheel Caster
 Available on: InSync STS and InTouch STS.
 Size: 50mm wheel
 Qty: 5 casters per set. Color: Black only.
 For: Carpeted Surfaces
 List Price: \$30



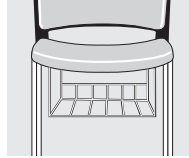
W51 – Reverse Braking Soft Wheel Caster
 Available on: InSync STS and InTouch STS.
 Size: 50mm wheel
 Qty: 5 casters per set. Color: Black with Gray Wheel only.
 For: Hard Floors
 List Price: \$30



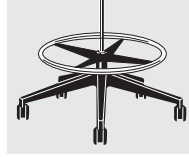
AF1 – Additional Seat Foam
 Available on: Lynx, Team Up and Ten only.
 ·Lynx and Team Up
 1" additional seat foam
 ·Ten
 1/2" additional seat foam
 List Price: \$35 (Add 10% for COM)



BR1 – Book Rack
 Available on: Lynx only.
 List Price: \$75



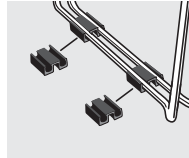
BR4 – Book Rack
 Available on: Quickstacker only.
 Color: Chrome only.
 List Price: \$65



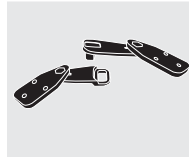
F2 – 20" Footring
 Available on: Airus Stool, Bolero Stool, Emme Stool, Emme HD Stool, InSync Stool, InTouch Stool, Kadet Stool, Modela Stool, Quickstacker Stool, and Ten Stool
 List Price: \$100



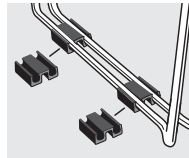
GD2 – Ganging Device
 Available on: Lynx, Team Up and Ten only.
 Qty: 2 pair per set.
 List Price: \$30



GD4 – Ganging Device
 Available on: Quickstacker 412, 412M and 412UB only.
 Qty: 1 pair per set.
 List Price: \$15



GD5 – Ganging Device
 Available on: Ciro only.
 Qty: 1 pair per set.
 List Price: \$30




GD6 – Ganging Device
 Available on: Intu only.
 Qty: 1 pair per set.
 List Price: \$15



GD8 – Ganging Device
 Available on: Airus Side Chair only.
 Qty: 1 pair per set.
 List Price: \$15

Additional Options



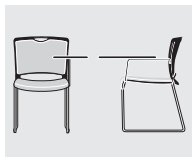
TL1 – Fixed Tablet Arm (Left Handed Seated)

Available on: Lynx 2012 and 2212 only.
Dimensions: 13"W x 12 1/2"D
List Price: \$120




TR1 – Fixed Tablet Arm (Right Handed Seated)

Available on: Lynx 2012 and 2212 only.
Dimensions: 13"W x 12 1/2"D
List Price: \$120



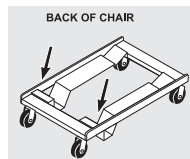
TL4 – Rotating Tablet Arm (Left Handed Seated)

Available on: Quickstacker 412, 412M and 412UB only.
Dimensions: 13"W x 12 1/2"D
List Price: \$120



TR4 – Rotating Tablet Arm (Right Handed Seated)

Available on: Quickstacker 412, 412M and 412UB only.
Dimensions: 13"W x 12 1/2"D
List Price: \$120



DL3 – Dolly

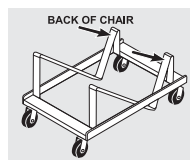
Available on: Lynx, Team Up and Ten only.

·Lynx and Ten
6 (Dolly)* 4 (Floor)

·Team Up
6 (Dolly)* 5 (Floor)

*When stacked appropriately.

List Price: \$300



DL6 – Dolly

Available on: Quickstaker only.

·Plastic Back and Plastic Seat

·Mesh Back and Plastic Seat

40 (Dolly)* 14 (Floor)

·Plastic Back and Uph. Seat

·Mesh Back and Uph. Seat

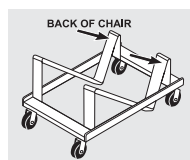
4 (Dolly)* 7 (Floor)

·Uph. Back and Uph. Seat

10 (Dolly)* 7 (Floor)

*When stacked appropriately.

List Price: \$350



DL7 – Dolly

Available on: Intu only.

·Plastic Shell

35 (Dolly)* 14 (Floor)

·Plastic Shell and Uph. Seat

10 (Dolly)* 7 (Floor)

*When stacked appropriately.

List Price: \$350

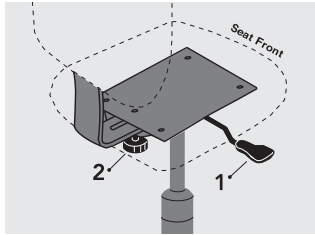
Special Request Options

We have some options that are available by special request. If you are interested in making a special request, please contact Customer Service at 800.441.4975 or highmarkcs@ofsbrands.com for pricing and lead times. Some of these special request items are listed below:

- Break-Away Arms.
- Low-Profile Arms.
- Custom logos for fabric, vinyl, leather and even knits.
- Custom color for knits on HB, InSync, Modela and Team Up.

Disclaimer: Highmark takes no responsibility for damage to flooring based on caster or glide option. Use at your own risk.

Control Guide



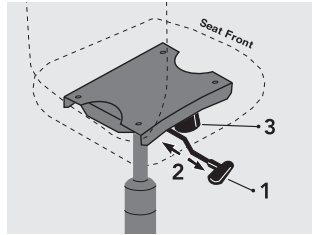
T2 – Basic Posture

Basic control suitable for general office tasking and occasional typing or computer use.

Controls:

1. Seat Height Adjustment.
2. Back Depth Adjustment.

Available on: Kadet.



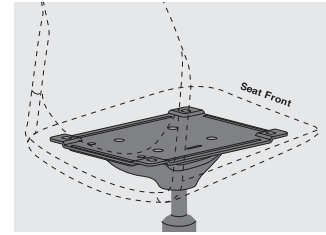
S1 – Swivel Tilt

Tilt seat – flexible for general office seating including private office and conference room settings.

Controls:

1. Seat Height Adjustment.
2. Seat and Back Tilt Adjustment.
3. Tension Control.

Available on: Genus LT, Quickstacker Task and Ten Task.



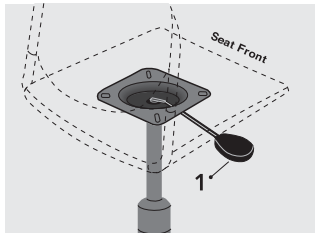
S6 – Basic Swivel

Basic swivel control suitable for general office tasking and allows the user to turn the chair 360°.

Controls:

None

Available on: Genus LT Conference.



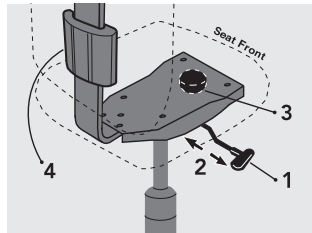
T4 – Basic Task

Basic control suitable for general office tasking and occasional typing or computer use.

Controls:

1. Seat Height Adjustment (not available on Genus LT Conference chairs).

Available on: Genus LT, Genus LT Conference, Quickstacker Task/Stool and Ten Task/Stool.



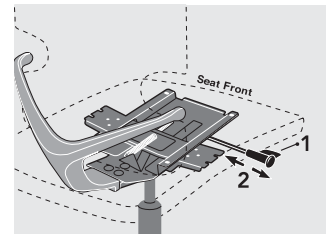
S2 – Swivel Tilt

Tilt seat – flexible for general office seating including private office and conference room settings.

Controls:

1. Seat Height Adjustment.
2. Seat and Back Tilt Adjustment.
3. Tension Control.
4. Back Height Adjustment (Airus Only).

Available on: Airus, Bolero, Camber, Emme, Fino, HB, Kadet, Modela, Repose, Revel and Valence.



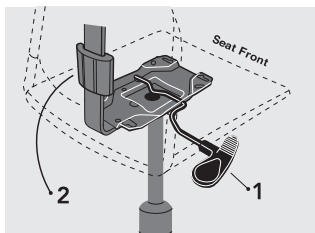
R1 – Body Balance

Ergonomic, Weight-Activated, Body Balance Control, adjusts to the user's body weight and can tilt free or lock in six positions ensuring proper back/lumbar support.

Controls:

1. Seat Height Adjustment.
2. Seat Slider and Back Angle Adjustment with Lock.

Available on: InSync and InTouch.



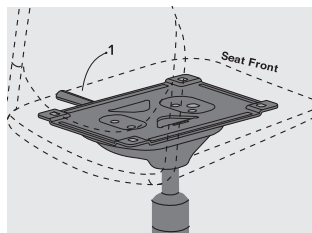
T5 – Basic Task

Basic control suitable for general office tasking and occasional typing or computer use.

Controls:

1. Seat Height Adjustment.
2. Back Height Adjustment (Airus Only).

Available on: Airus, Emme HD and Modela.



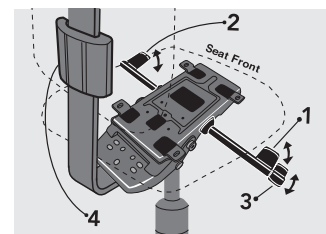
S5 – Swivel Tilt

Tilt seat – flexible for general office seating including private office and conference room settings.

Controls:

1. Seat Height Adjustment.

Available on: Genus LT.



R3 – Body Balance

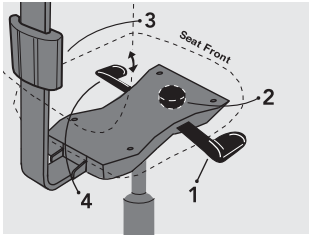
Ergonomic, Weight-Activated, Body Balance Control, adjusts to the user's body weight and has a two position tilt limiter ensuring proper back/lumbar support.

Controls:

1. Seat Height Adjustment.
2. Back Angle Adjustment with Limiter.
3. Tension Control.
4. Back Height Adjustment (Select Models).

Available on: Airus, Bolero, Bolero HD, Emme, Genus, HB, Repose and Revel.

Control Guide



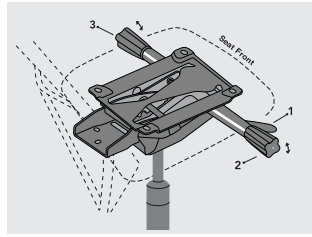
E1 – Basic Synchro Tilt

Used for management or task providing ultimate seating comfort throughout the day. Ergonomic control adjusts to the user's body weight and can tilt free or lock in three positions ensuring proper back/lumbar support.

Controls:

1. Seat Height Adjustment.
2. Tension Control.
3. Back Height Adjustment (Select Models).
4. Synchronized Seat and Back Tilt Adjustment.

Available on: Airus, Bolero, Bolero HD, HB, Kadet, Repose and Revel.



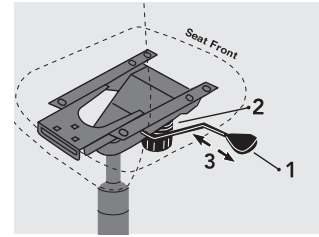
E8 – Synchro Tilt with Side Tension Knob

Used for the executive, management, or task providing ultimate seating comfort throughout the day. Ergonomic control adjusts to the user's body weight and can tilt free or lock in three positions ensuring proper back/lumbar support.

Controls:

1. Seat Height Adjustment.
2. Tension Control.
3. Synchronized Seat and Back Tilt Adjustment.

Available on: Genus.



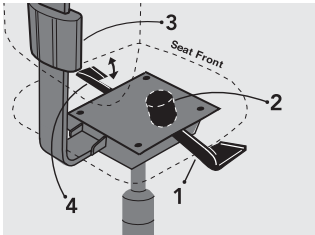
K3 – Knee Tilt

Lean back or lock upright. Suited for the executive or manager, providing dynamic firm support with reduced front seat rise.

Controls:

1. Seat Height Adjustment.
2. Tension Control.
3. Seat and Back Tilt Adjustment.

Available on: Camber, Emme, Fino, HB and Valence.



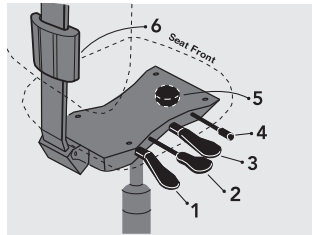
E2 – Simple Synchro Tilt

Used for the executive, management, or task providing ultimate seating comfort throughout the day. Ergonomic control adjusts to the user's body weight and can tilt free or lock in five positions ensuring proper back/lumbar support.

Controls:

1. Seat Height Adjustment.
2. Tension Control.
3. Back Height Adjustment (Select Models).
4. Synchronized Seat and Back Tilt Adjustment.

Available on: Camber, Emme, Fino, Modela and Valence.



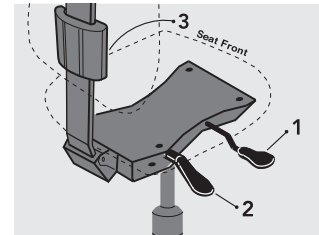
M2 – Multi-Function

Performance features for the highest level of multi-task requirements. Fully adjustable for complete ergonomic support.

Controls:

1. Back Angle Adjustment.
2. Seat Height Adjustment.
3. Seat Angle Adjustment.
4. Forward Tilt Angle Adjustment.
5. Tension Control.
6. Back Height Adjustment (Select Models).

Available on: Emme, Kadet and Valence.



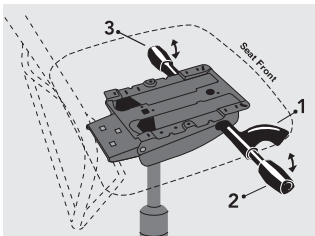
D5 – Posture Back

Single lever controls, back ONLY (fixed seat). Good for moderate to computer and clerical applications, providing a basic level of ergonomic support.

Controls:

1. Seat Height Adjustment.
2. Back Angle Adjustment.
3. Back Height Adjustment (Select Models).

Available on: Bolero, Emme and Valence.



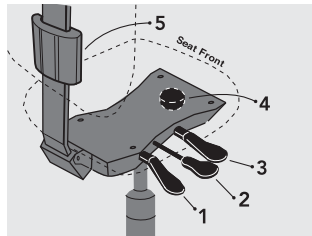
E7 – Advanced Synchro Tilt with Side Tension Knob

Used for the executive, management, or task providing ultimate seating comfort throughout the day. Ergonomic control adjusts to the user's body weight and can tilt free or lock in five positions ensuring proper back/lumbar support.

Controls:

1. Seat Height Adjustment.
2. Tension Control.
3. Synchronized Seat and Back Tilt Adjustment.

Available on: Emme, Fino and HB.



M6 – Heavy-Duty Multi-Function

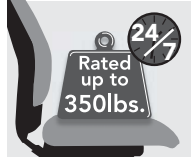
Performance features for the highest level of multi-task requirements. Fully adjustable for complete ergonomic support.

Controls:

1. Back Angle Adjustment.
2. Seat Height Adjustment.
3. Seat Angle Adjustment.
4. Tension Control.
5. Back Height Adjustment (Select Models).

Available on: Emme HD.

Heavy-Duty Chair Configurations



Heavy-Duty chairs are rated for the 24/7 high intensive workplace and are excellent for call centers.

Bolero and Emme Heavy-Duty chairs include:

- Heavy-Duty, 55 mm casters rated at 350 lbs. weight capacity.
- Heavy-Duty, low profile, steel reinforced nylon base (B7).
- Steel reinforcement added to the seat for durability.
- Gas lift rated up to 350 lbs.
- Mechanisms rated up to 350 lbs.

Bolero Upcharge Pricing:

- HD1** - No Arms (Add \$115)
- HD2** - A55 Arms (Add \$290)
- HD3** - A56 Arms (Add \$330)

Mid Back Heavy-Duty configuration includes:

- Upcharge added to 607-R3-NA pricing.
- Heavy-Duty, R3 control.

Options include:

- Optional A55, Heavy-Duty height adjustable arms.
- Optional A56, Heavy-Duty height and width adjustable arms.

Emme Upcharge Pricing:

- HD1** - No Arms (Add \$135)
- HD2** - A62 Arms (Add \$310)
- HD3** - A63 Arms (Add \$350)

Mid Back Heavy-Duty configuration includes:

- Upcharge added to 4107-M2-SS2-NA pricing.
- Heavy-Duty, M6-SS2 control with internal back height adjustment.

High Back Heavy-Duty configuration includes:

- Upcharge added to 4110-M2-SS2-NA pricing.
- Heavy-Duty, M6-SS2 control with internal back height adjustment.

Stool Heavy-Duty configuration includes:

- Upcharge added to 4119-D5-NA pricing.
- Heavy-Duty, T5 control with internal back height adjustment.

Options include:

- Optional A62, Heavy-Duty height adjustable arms.
- Optional A63, Heavy-Duty height and width adjustable arms.

Sit-To-Stand Configurations and Dimensions



Sit-To-Stand seating options complement height-adjustable and taller surfaces allowing tailored comfort to users throughout the day. InSync and InTouch Sit-To-Stand chairs come with the following options:

- STS1 = 7" G10 2-Stage Cylinder standard black B17 Base.
- STS3 = 8" G15 2-Stage Cylinder standard black B17 Base.
- STS4 = 9" G16 2-Stage Cylinder standard black B17 Base.
- All cylinders have a standard \$150 upcharge.
- The polished aluminum B18 Base can also be chosen for either STS1, STS3 or STS4 for the standard \$100 upcharge.
- W50 Reverse Braking Hard Wheel Caster and W51 Reverse Braking Soft Wheel Caster have a \$30 upcharge.

InSync Sit-To-Stand Seat Height Dimensions:

- 307, 307F, 307L, 310, 310F, 310L

- | | |
|---------------------------------|--------------|
| • STS1 (G10, standard B17 Base) | 16.75-23.75" |
| • STS1 (G10, optional B18 Base) | 17-24" |
| • STS3 (G15, standard B17 Base) | 18.5-26.5" |
| • STS3 (G15, optional B18 Base) | 19-27" |
| • STS4 (G16, standard B17 Base) | 19.5-28.5" |
| • STS4 (G16, optional B18 Base) | 20-29" |

- 319, 319F, 319L

- | | |
|---|--------------|
| • STS1 (G10, Footring, standard B17 Base) | 16.75-23.75" |
| • STS1 (G10, Footring, optional B18 Base) | 17-24" |
| • STS3 (G15, Footring, standard B17 Base) | 18.5-26.5" |
| • STS3 (G15, Footring, optional B18 Base) | 19-27" |
| • STS4 (G16, Footring, standard B17 Base) | 19.5-28.5" |
| • STS4 (G16, Footring, optional B18 Base) | 20-29" |

InTouch Sit-To-Stand Seat Height Dimensions:

- 207

- | | |
|---------------------------------|--------------|
| • STS1 (G10, standard B17 Base) | 16.75-23.75" |
| • STS1 (G10, optional B18 Base) | 17-24" |
| • STS3 (G15, standard B17 Base) | 18.5-26.5" |
| • STS3 (G15, optional B18 Base) | 19-27" |
| • STS4 (G16, standard B17 Base) | 19.5-28.5" |
| • STS4 (G16, optional B18 Base) | 20-29" |

- 219

- | | |
|---|--------------|
| • STS1 (G10, Footring, standard B17 Base) | 16.75-23.75" |
| • STS1 (G10, Footring, optional B18 Base) | 17-24" |
| • STS3 (G15, Footring, standard B17 Base) | 18.5-26.5" |
| • STS3 (G15, Footring, optional B18 Base) | 19-27" |
| • STS4 (G16, Footring, standard B17 Base) | 19.5-28.5" |
| • STS4 (G16, Footring, optional B18 Base) | 20-29" |

NOTE: STS3 and STS4 available 3rd quarter of 2017.

Chairs with Internal Back Height Adjustment

MODEL NAME	MODEL NUMBERS	CONTROLS
Airus	1507, 1510, 1519	S2, E1, R3, T5
Emme	4105, 4106	D5-SS2, E2-SS3, E7-SS4, M2-SS2
Emme	4107, 4110	D5-SS2, E2-SS3, E7-SS4, M2-SS2, R3-SS6
Emme	4119	D5
Emme	HD1, HD2, HD3	M6
Kadet	507, 507UB	E1, M2-SS2
Revel	3507	E1, R3
Revel	3510	E1-BH1, R3-BH2
Valence	3107, 3110	D5, E2, M2

Notes

highmark

an OFS Brands™ company

5559 McFadden Ave.

Huntington Beach, CA 92649

T 800-441-4975

F 714-903-0644

highmarkergo.com

2000448-2017