

Healthcare Seating Price List ■

January 3, 2011

Updated February 1, 2017

800-424-2432



Ordering C.O.M., C.O.L., and C.O.V.	High	
Point	2	
Bonduel, Green Bay, Ontario, and Tupelo	4	
Shipping Location	6	
LaResta® Day Bed	General Information	8
	Built-In	10
	Freestanding	12
	Modern	16
Perth®	General Information	18
	Sleeper	20
	Sleeper Replacement Parts	26
	Recliner	28
	Patient Chair	36
	Patient Chair Replacement Parts	40
	Bariatric	42
	Glider	44
Perth® II	General Information	46
	Recliner	48
	Recliner Replacement Parts	54
Rose™ Seating	General Information	56
	Sled Base Chair	58
	4-Leg Metal Chair	60
	Accessories/Options	62
Soltice®	General Information	64
	Sleeper	66
	Sleeper Replacement Parts	76
	Recliner	78
	Recliner Replacement Parts	84
	Patient Chair	86
	Patient Chair Replacement Parts	88
	Bariatric	90
	Bariatric Replacement Parts	92
	Glider	94
	Glider Replacement Parts	96
Soltice® 1.5	General Information	98
	Recliner	100
Soltice® II	General Information	106
	Recliner	100
Soltice® 1.5 and Soltice® II Recliner Replacement Parts		114
Index		116

Ordering C.O.M., C.O.L., and C.O.V.

High Point

Customer's Own Material ■

Specifications Form

January 2017

All fabrics, including COM, COL, KOM and in grades will be applied at the factory's discretion. If a pattern or stripe is to be applied in a certain direction, the customer MUST specify this in writing on the P.O. and attach a sample of the fabric with it running in the application direction to the P.O. Specifying fabric direction may increase the amount of COM or KOM yardage required. Check with KI Customer Service to see if an increase in yardage is necessary BEFORE specifying, ordering and sending COM and COL to the factory or having KOM quoted.

ALL C.O.M AND C.O.L SHIPMENTS
MUST BE PREPAID TO: KI
217 Feld Avenue
High Point, NC 27263

COM and COL must be identified as follows:

1. Name and address
2. Your purchase order number
3. Our style number to which fabric is to be applied
4. Supplier name and fabric name, number, and color

COLLECT SHIPMENTS WILL BE REFUSED.

SHIPMENT SCHEDULE WILL BE GIVEN WHEN ALL FABRIC IS RECEIVED FOR ENTIRE ORDER

YARDAGE REQUIREMENTS LISTED IN PRICE LIST ARE BASED ON PLAIN GOODS 54" WIDE. Fabrics less than 54" wide, or those requiring matching (stripes, plaids, prints, large patterns) will require additional yardage based on the fabric used and the item ordered. CONSULT MATRIX BELOW FOR ADDITIONAL YARDAGE NEEDED.

C.O.M. INCREASE MATRIX (The yardage matrix is also applicable to any reservations of KI Ingrade, Pallas, or KOM upholsteries).

This table is a general guide.

FABRIC WIDTH	PLAIN FABRIC	UNDER 7" REPEAT	8"-13" REPEAT	14"-21" REPEAT	22"-27" REPEAT	28"-33" REPEAT	34"-40" REPEAT	41"-48" REPEAT
54"	0	20%	25%	30%	45%	55%	70%	80%
51"-53"	15%	25%	30%	35%	50%	60%	80%	90%
48"-50"	20%	30%	35%	40%	55%	65%	85%	95%
45"-47"	30%	45%	50%	55%	60%	80%	90%	100%
36"-44"	50%	65%	70%	75%	80%	100%	110%	120%

FABRIC WITH DOUBLE REPEAT: IF USING A FABRIC WITH A DOUBLE REPEAT, PLEASE FOLLOW THIS FORMULA: TAKE THE TOTAL AMOUNT OF THE LARGER AND HALF OF THE SMALLER REPEAT; ADD TOGETHER TO FIND THE CORRECT OVERALL REPEAT. EXAMPLE: 10" VERTICAL WITH 14" HORIZONTAL WOULD BE $14+5=19$.

IF FABRIC COMES IN ON MULTIPLE ROLLS, ONE ADDITIONAL YARD PER ROLL NEEDS TO BE ADDED TO THE YARDAGE REQUIREMENT.

SPECIAL NOTE: WE CAN ASSUME NO RESPONSIBILITY FOR THE DURABILITY OR TAILORING QUALITY OF CUSTOMER FURNISHED COVERINGS (C.O.M.) OR KOM. KOM: is fabric that KI will purchase for you at jobber's price (net) plus a nominal charge for handling, shipping, and managing.





Customer's Own Material ■

Specifications Form

January 2017

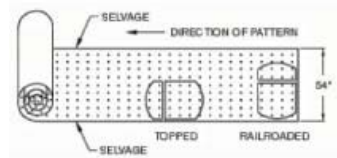
ADDITIONAL NOTES:

- Orders cannot go into production without the information listed at right.
- Attach memo sample to this approval sheet.
- If your order has been placed, list PO# _____
- The cost of the COM sample will be paid by the client.
- Even after preliminary approval, KI reserves the right to reject COM/COL if necessary when the quality is not satisfactory for the product to be upholstered. KI assumes no responsibility for its overall appearance, flammability, durability, color fastness or any other quality after upholstered on a KI product.

ALL COM MUST BE APPROVED.

Photocopy this form and submit with COM fabric for approval:

(This fabric approval is for the purpose of advising how to apply your COM fabric, verify yardage required, and suitability.)



YOUR COMPANY NAME _____

PHONE _____ FAX _____

Material Supplier _____

Material Name _____ Number _____

Material Color _____ Width _____

Vertical Repeat _____ Horizontal Repeat _____

Fiber Content _____

Direction Stripe/Pattern to be applied _____

COM TO BE USED ON THE FOLLOWING:

QTY	PRODUCT NAME/NUMBER
_____	_____
_____	_____
_____	_____
_____	_____
_____	_____



Ordering C.O.M., C.O.L., and C.O.V.

Bonduel, Green Bay, Ontario, and Tupelo

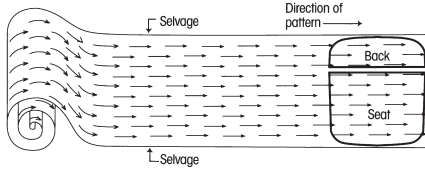
How to Specify C.O.M. Upholstery

Textile designs often have intricate patterns. Not all individuals will interpret fabric direction in the same manner.

As a standard procedure, KI cuts fabrics off the roll in a horizontal fashion as shown in Diagram A at the right. By cutting in this fashion, most waste is eliminated. Our requirements for yardage in this book are based on this type of cutting. When directional or patterned fabrics are used, they often require more yardage than solid colors.

By providing KI with a completely filled-out copy of the form on this page, we will be able to expedite your order. We find it particularly helpful with directional or patterned upholstery material. It is critical that copies of this form accompany test quantities as well as production quantities of C.O.M.

C.O.M. must be supplied in continuous yardage.



C.O.M., C.O.L. and C.O.V. Testing

KI will require for testing actual yardage to upholster one chair. The testing requirements depend on which chair you have selected on your order.

Test samples will be applied to the order and will be held for 6 months if needed. After 6 months, the sample can no longer be applied to your order. For all products to be tested, send test samples for approval to:

KI
Attn: C.O.M. Specialist
1687 Westminster Drive, Gate 3
Green Bay WI 54302

To expedite the procedure, attach a copy of the "C.O.M. Information Form" on this page.

All C.O.M., C.O.L. and C.O.V. must be labeled with the purchase order number.

C.O.M., C.O.L. and C.O.V. Production

Customer's fabrics and leathers must be approved prior to acceptance for production. Upon test approval, a 1" square sample swatch of upholstery material must accompany the order. KI assumes no responsibility for wear, defects or performance of customer's own fabrics, vinyl or leather. C.O.M., C.O.L. and C.O.V. orders are available on a deferred delivery basis.

Orders for production of C.O.M., C.O.L. and C.O.V. upholstered products are not scheduled for processing until upholstery material is received. Upon receipt, KI will provide an acknowledgement and an estimated shipping date.

KI recommends that leather be ordered in yardage. Leather must be usable. The outer edges cannot be calculated as square feet or yardage.

The C.O.M., C.O.L. and C.O.V. yardage requirements accompanying products in the pricing section are for 10 chairs/seats or less, 54" wide nondirectional material. On larger orders, less material is required.

For exact production yardage requirements, call 1-800-424-2432, ext. 2707.

C.O.M., C.O.L. and C.O.V. Order Processing

For products shipped from Green Bay, WI facility, ship upholstery material to:

KI
Attn: C.O.M. Storage
1687 Westminster Drive, Gate 3
Green Bay, WI 54302

For products shipped from Tupelo, MS facility ship material to:

KI Tupelo
Attn: C.O.M. Storage
2112 South Green Street
Tupelo, MS 38801

For products shipped from Bonduel, WI facility, ship material to:

KI
Attn: C.O.M. Storage
204 West South Street
Bonduel, WI 54107

For products shipped from Ontario, CA facility, ship material to:

Avail/Impress/Kismet/Medical & Laboratory Stools/Pilot
Attn: C.O.M. Storage
1110 S. Mildred Ave.
Ontario, CA 91761

Intricate Patterns

In the event of specific requirements for positioning of intricate patterns or pattern repeats on seats and backrests, provide a sketch noting requirements, as in Diagram B, along with materials for testing, and with the order.

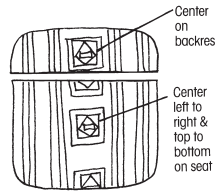


Diagram B

Treated Materials

If C.O.M. requires processing such as Scotchgard® or acrylic backing, it often shrinks. To prevent delays in delivery or back ordering due to shrinkage, please have your processor remeasure after processing and assure adequate yardage shipment.

Split Orders

If a portion of the shipment which does not require C.O.M., C.O.L. or C.O.V. applications is to be processed and shipped early, KI will enter the order immediately at your request. These split shipments are subject to minimum order changes.

Contact the C.O.M. Specialist at 1-800-424-2432, ext. 2707, with questions or to verify a split order.

Excess Upholstery Material

KI will dispose of excess upholstery material at the time of shipment unless expressly requested to return it with the product shipment.

Cancelled or Changed Orders

KI assumes no responsibility for extra C.O.M., C.O.L. or C.O.V. material due to a change of upholstery or cancellation of an order. It is the customer's responsibility to arrange for return of this material.

C.O.M., C.O.L. and C.O.V. Information Form

A copy of this form should accompany test requests and production orders. Please fill it out completely, and, if your order has been acknowledged, provide the acknowledgement number.

Purchasing Agent (Dealer or buying organization) _____
 Attention _____
 Address _____
 City _____ State _____ Zip _____
 Project Name _____
 Type of seating and number of units of each type _____

Please see information below and check the appropriate box.

Submitted for testing.

Test approved. Submitted for production.

Purchase Order Number _____

KI Acknowledgement Number _____

In all instances, send this form to the C.O.M. Specialist.

A Selvage Top and Bottom




B Selvage Side and Side





Ordering C.O.M., C.O.L., and C.O.V.

Bonduel, Green Bay, Ontario, and Tupelo



Ordering C.O.M., C.O.L., and C.O.V.

Shipping Location

C.O.M. SHIPPING LOCATION

Architectural Walls

Genius Walls MN

Casegoods

Dante Benches AG
Darwin Tackboards MN
Aristotle Tackboards MN

Classroom Furniture

360° Classroom Furniture BW
Intellect Wave Chairs GB
Dorsal 1090 Chairs GB
Learn2 GB

Desking

700 Series Desking KP
Balance Overheads MN
Genesis Desking MN
True Desking KP
Universal Overheads MN
WorkZone Desking MN

Files & Storage

700 Series Pedestal Cushion GB
U-Series Pedestal Cushion GB

Fixed Seating

Concerto Auditorium Seating BW
Single Pedestal Seating GB
Jury Base Seating GB
Lancaster Auditorium Seating BW
Sequence Seating GB
University Seating GB

Panel Systems

All Terrain KP
Balance Overheads MN
System 3000 MN
Universal Overheads MN

Wireworks MN
Unite MN

Residence Hall Furniture

RoomScape Furniture MN

Screens

True/Volition KP
Genesis KP

Seating

100 Series Folding Chairs BW
300 Series Folding Chairs BW
600 Series Stools BW
700 Series Folding Chairs BW
1000 Series GB
Aerdyn Guest Seating HN
Affina Collection HN
Arisa Lounge HN
Altus Task Chairs TM
Apply Stack Chairs GB
Auditorium Folding Chairs BW
Avail Task Chairs OM
Bantam Guest Seating HN
Boss Design Chairs HN
Cinturon Lounge & Professional Seating .. HN
Cody Lounge Seating HN
Connection Zone Privacy Booths HN
Doni Collection GB
Dorsal Stack & Tandem Seating GB
Engage Task Chairs & Stools GB
Front Row Seats (Silk Screening) BW
GateOne Public Seating BW
Grazie Seating GB
Hub Modular Lounge Seating HN
Impress Task Chairs OM
Impress Ultra Task Chairs OM
Jessa Lounge Seating HN
Jubi Guest Chair GB

Kismet Task/Guest Chairs & Stools OM
Kurv Benches HN
LaResta Day Beds HN
Maestro Stack Chairs GB
Matrix Stack Chairs GB
Medical & Laboratory Stools OM
Mesa Lounge & Task Seating HN
MyWay Seating HN
Neena Benches HN
Opt4 GB
Perry Stack Chairs GB
Perth Multiple & Healthcare Seating HN
Perth II Healthcare Seating HN
Pilot Task Chairs OM
Piretti Stack Chairs GB
Promenade Seating System BW
Rapture Stack Chairs & Stools GB
Relax Lounge Seating HN
Rose Healthcare BW
Sela Lounge Seating HN
Sift Task Chairs TM
Silhouette Stack Chairs & Stools BW
Soltice Metal Collection HN
Soltice Multiple, Healthcare & Guest HN
Soltice II Healthcare Seating HN
Strive Multiple, Stack & Task GB
Sway BW
Tea Cup Lounge Seating HN
Torsion-on-the-Go! Nesting Chairs GB
Torsion Air Stack and Task Seating GB
Torsion Stack and Task Seating GB
Versa Stack Chairs & Stools GB



KI Manufacturing Sites - Customer's Own Material Shipment Manufacturing Site Addresses

AG

Contact KI at
1-800-424-2432

GB

KI Green Bay
Attn: COM Storage
1687 Westminster Drive - Gate 3
Green Bay, WI 54302

HN

KI-HN
Attn: COM Storage
217 Feld Avenue
High Point, NC 27263

KP

KI Pembroke
Attn: COM Storage
1000 Olympic Dr.
Pembroke, Ontario K8A6X7

MN

KI Manitowoc
Attn: COM Storage
1400 S. 41st St.
Manitowoc, WI 54220

BW

KI Bonduel
Attn: COM Storage
204 West South St.
Bonduel, WI 54107

KI Crossroads

Attn: Brianne Linn
280 North Road
Clinton County
Industrial Park
McElhattan, PA 17748

OM


KI-Impress
Attn: COM Storage
1110 S. Mildred Ave.
Ontario, CA 91761

TM

KI Tupelo
2112 South Green St.
Tupelo, MS 38804



Ordering C.O.M., C.O.L., and C.O.V.
Shipping Location



LaResta® Day Bed

General Information



Standard Built-In



Freestanding -
Affina™ Arm



Freestanding - Perth® Arm



Freestanding -
Soltice® Arm

Features

One-piece design	•	•	•	•
One-step fold-down mechanism	•	•	•	•
Optional casters to provide mobility			•	•
Storage	•	•	•	•

General Dimensions

Seat height	18-1/4"	18-1/4"	18-1/4"	18-1/4"
Back height	34"	34"	34"	34"
Arm height		26-1/2"	25-1/4"	27-1/2"
Individual arm width		4"	2-1/4"	2-1/2"
Sleep surface height	26"	26"	26"	26"

Overall Dimensions

Standard built-in width	79-3/8"			
Freestanding width		84-1/4"	80-5/8"	81-1/8"
Arm depth		34"	31"	31"
Sleep surface	34" x 75"	34" x 75"	34" x 75"	34" x 75"

SPECIFICATIONS

Complimentary Furniture

The following lounge collections offer complimentary furniture that creates continuity and a cohesive look throughout a facility. These complimentary pieces can be found in other sections of the KI price list.

LARESTA® FSD model with PERTH® ARM - Perth® Healthcare, and Multiple Seating

LARESTA® FSD model with SOLTICE® ARM - Soltice® Healthcare, Multiple Seating, Guest, and Lounge Seating

UPHOLSTERY INFORMATION

C.O.M. Fabric

For C.O.M. fabric sent to KI-High Point on multiple rolls, add an additional yard of fabric per roll to the yardage requirements. Multiple rolls have shorter pieces of fabric on them and do not allow nesting and stacking of the fabric to achieve the best yield as is done with one large roll. This results in yardage shortages and requests for additional fabric from the client, which can hold up the order. For each roll that is sent, one yard needs to be added and needs to be added to one of the rolls, not separately.

Fabric Disclaimer

Fabric will be applied as swatched by the fabric manufacturer. Fabric that is required to be applied differently than is swatched will need a Special Cost Request written specifying the direction the fabric is to be applied. The posted standard lead time will apply to the Special Cost Request.

FINISH INFORMATION

SPECIAL FINISH MATCHES

KI can match special finish requests at an upcharge of \$68 List per item, up to 12 or a maximum charge of \$818 List per order per color. Special finish requests must be sent to your KI customer service representative.

Upon receipt from KI, the finishing department will prepare a "strike-off" which will be sent to the customer for approval.

The approval form accompanying the strike-off should be faxed to your KI customer service representative. Upon receipt of the signed approval form, KI will proceed with the order. Disapproved samples may be sent back to KI directly with an explanation of disapproval. A Special Finish Number (SFN) will be assigned to this finish sample for future reference or reorders



Modern Style

Features

- One-piece design •
- One-step fold-down mechanism •
- Optional casters to provide mobility
- Storage •

General Dimensions

Seat height	18-1/4"
Back height	32"
Arm height	24-1/2"
Individual arm width	5-1/2"
Sleep surface height	26"

Overall Dimensions

Arm depth	31"
Sleep surface	32" x 75"
Modern width - no storage	87-1/4"
Modern width - storage one side	97-3/4"
Modern width - storage both sides	108-1/4"

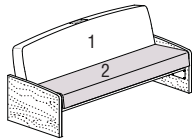
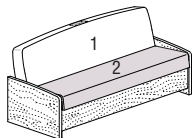
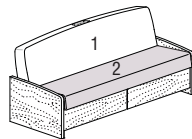
INFORMATION

WARRANTY

Refer to KI Terms & Conditions document
or visit ki.com

LaResta® Day Bed

Built-In

MODEL	Features	COM	MODEL NUMBER								
			Basic Model	Non-Contrast or Fabric Contrast 1	Fabric Contrast 2	Paint Color	Laminate Color	Edge Color	Pull Option		
 <p>LRSTA</p>	Built-In, Basic (Laminated Sides) • 1 = Back (Fabric Contrast 1) C.O.M. = 4.5 yd • 2 = Seat (Fabric Contrast 2) C.O.M. = 3 yd	Non-contrast Contrast	8.5 yd	BIB/NC	<input type="checkbox"/> <input type="checkbox"/> <input type="checkbox"/> <input type="checkbox"/>		<input type="checkbox"/>	<input type="checkbox"/> <input type="checkbox"/> <input type="checkbox"/>			
				BIB/FC	<input type="checkbox"/> <input type="checkbox"/> <input type="checkbox"/> <input type="checkbox"/>	<input type="checkbox"/> <input type="checkbox"/> <input type="checkbox"/> <input type="checkbox"/>	<input type="checkbox"/>	<input type="checkbox"/> <input type="checkbox"/> <input type="checkbox"/>	<input type="checkbox"/> <input type="checkbox"/> <input type="checkbox"/> <input type="checkbox"/>		
 <p>LRSTA</p>	Built-In, Laminated Front Panel and Sides • 1 = Back (Fabric Contrast 1) C.O.M. = 4.5 yd • 2 = Seat (Fabric Contrast 2) C.O.M. = 3 yd	Non-contrast Contrast	8.5 yd	BIP/NC	<input type="checkbox"/> <input type="checkbox"/> <input type="checkbox"/> <input type="checkbox"/>		<input type="checkbox"/>	<input type="checkbox"/> <input type="checkbox"/> <input type="checkbox"/>	<input type="checkbox"/> <input type="checkbox"/> <input type="checkbox"/>		
				BIP/FC	<input type="checkbox"/> <input type="checkbox"/> <input type="checkbox"/> <input type="checkbox"/>	<input type="checkbox"/> <input type="checkbox"/> <input type="checkbox"/> <input type="checkbox"/>	<input type="checkbox"/>	<input type="checkbox"/> <input type="checkbox"/> <input type="checkbox"/>	<input type="checkbox"/> <input type="checkbox"/> <input type="checkbox"/>	<input type="checkbox"/> <input type="checkbox"/> <input type="checkbox"/> <input type="checkbox"/>	
 <p>LRSTA</p>	Built-In, Laminated Drawers and Sides • 1 = Back (Fabric Contrast 1) C.O.M. = 4.5 yd • 2 = Seat (Fabric Contrast 2) C.O.M. = 3 yd	Non-contrast Contrast	8.5 yd	BID/NC	<input type="checkbox"/> <input type="checkbox"/> <input type="checkbox"/> <input type="checkbox"/>		<input type="checkbox"/>	<input type="checkbox"/> <input type="checkbox"/> <input type="checkbox"/>	<input type="checkbox"/> <input type="checkbox"/> <input type="checkbox"/> <input type="checkbox"/>	<input type="checkbox"/> <input type="checkbox"/> <input type="checkbox"/> <input type="checkbox"/>	
				BID/FC	<input type="checkbox"/> <input type="checkbox"/> <input type="checkbox"/> <input type="checkbox"/>	<input type="checkbox"/> <input type="checkbox"/> <input type="checkbox"/> <input type="checkbox"/>	<input type="checkbox"/>	<input type="checkbox"/> <input type="checkbox"/> <input type="checkbox"/>	<input type="checkbox"/> <input type="checkbox"/> <input type="checkbox"/> <input type="checkbox"/>	<input type="checkbox"/> <input type="checkbox"/> <input type="checkbox"/> <input type="checkbox"/>	

A **B** **C** **D** **E** **F** **G**

HOW TO ORDER

Indicate the following information on order form:

- Quantity of each item.
- Model number, including options. See "How To Build a Model Number".
- Any special service required.

Note: • The indicates that a choice is required.

- The absence of the indicates that no choice is required.
- Alpha-numeric characters in place of indicate that no other alternatives are available.

HOW TO BUILD A MODEL NUMBER

- A** Select basic model.
- B** Select non-contrast or fabric contrast 1. Refer to color addendum at ki.com or KI Fabrics & Finishes binder.
- C** Select fabric contrast 2. Refer to color addendum at ki.com or KI Fabrics & Finishes binder.
- D** Select handle paint color. Refer to color addendum at ki.com or KI Fabrics & Finishes binder.
- E** Select laminate color. Refer to color addendum at ki.com or KI Fabrics & Finishes binder.
- F** Select edge color. Refer to color addendum at ki.com or KI Fabrics & Finishes binder.
- G** Select bowfront drawer pull color.

PLBL	- Black
PLBG	- Blue grey
PLBN	- Brushed nickel
PLSD	- Sand
PLWG	- Warm grey
NDP	- No pull



Approx. Packaged Weight	Grade C.O.M.	Grade C	Grade D	Grade E & C.O.L.	Grade F	Grade G	Grade H	Grade I	Grade J	Grade K	Grade L Leather	Grade M Leather
220.0#	\$ 4082	\$ 4396	\$ 4478	\$ 4579	\$ 4646	\$ 4780	\$ 4915	\$ 5080	\$ 5412	\$ 5743	\$ 6077	\$ 6743
220.0#	4187	4502	4582	4683	4751	4884	5017	5183	5516	5848	6183	6847
230.0#	\$ 4169	\$ 4484	\$ 4566	\$ 4669	\$ 4734	\$ 4868	\$ 5003	\$ 5166	\$ 5499	\$ 5832	\$ 6166	\$ 6832
230.0#	4273	4589	4672	4772	4840	4972	5105	5269	5603	5936	6270	6935
250.0#	\$ 4582	\$ 4898	\$ 4981	\$ 5083	\$ 5149	\$ 5282	\$ 5416	\$ 5582	\$ 5912	\$ 6245	\$ 6579	\$ 7245
250.0#	4687	5004	5086	5185	5254	5386	5519	5685	6017	6350	6684	7351

INFORMATION

Moisture Barrier \$358
TB133 \$596

C.O.M. Requirements

C.O.M. yardage requirements listed above are based on plain goods 54" wide. If less than 54" wide or fabrics requiring matching (stripes, plaids, prints, large patterns), additional yardage will be needed. Consult C.O.M. matrix on the Ordering C.O.M. and C.O.L. page for additional yardage needed. For C.O.M. fabric sent to KI-High Point on multiple rolls, add an additional yard of fabric per roll to the yardage requirements.

C.O.L. Requirements

Figure 18 sq. ft. of leather (C.O.L.) for each yard shown (i.e., 4.75 x 18 = 85.5 sq. ft.).

Contrasting Upholstery

When contrasting fabric is chosen, price at highest in-grade.

Minimum Fabric/Leather Quantity

Minimum order for fabric is 1 yard. Minimum order for leather is 1 hide (approximately 50 sq. ft.).

Construction

Frame constructed of kiln-dried lumber, laminated hardwood plywood, and 14-gauge steel. Tight seats and backs are wrapped with multiple densities of polyurethane foam.

California TB133 Fire Safety Code

The above seating products can be manufactured using the appropriate flame-retardant materials and fabric selections for compliance to California Technical Bulletin 133. Add "FR" to end of model number and add upcharge. Please contact KI customer service for fabric compliance. Not available with moisture barrier. Nano-Tex treatments can be used when TB133 is required.

Options

Powder Coat for Handle and Drawer Pull.

See color addendum for standard powder coat selections. Additional KI powder coat colors are available at an \$894 list upcharge per order.

Options

Available in leather as a special.

SPECIAL SERVICES

Special Carton Marking

With specially marked information N/C

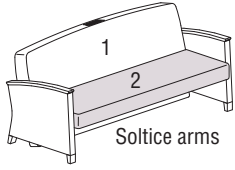
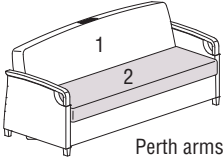
Shipping

Shipped **assembled unless replacement parts which ship k.d. freight prepaid High Point, North Carolina 27263** factory. Freight class #125.

Specifications and prices are subject to change without prior notice.

LaResta® Day Bed

Freestanding

Features	COM	MODEL NUMBER										Approx. Packaged Weight
		Basic Model	Non-Contrast or Fabric Contrast 1	Fabric Contrast 2	Paint Color	Casters	Arm Cap	Wood Finish	Laminate Color	Edge Color		
 <p>Soltice arms</p>	Non-contrast	10.5 yd	FSB/AF/NC	□□□□		□□	□□	□□□	□□□			375.0#
	Contrast		FSB/AF/FC	□□□□	□□□□	□□	□□	□□□	□□□			375.0#
	Non-contrast	10.5 yd	FSB/PE/NC	□□□□		□□	□□		□□□			235.0#
	Contrast		FSB/PE/FC	□□□□	□□□□	□□	□□		□□□			235.0#
	Non-contrast	10.5 yd	FSB/SL/NC	□□□□		□□	□□	□□□	□□□			235.0#
	Contrast		FSB/SL/FC	□□□□	□□□□	□□	□□	□□□	□□□			235.0#
<p>LRSTA Freestanding, Basic</p> <ul style="list-style-type: none"> 1 = Back and arms (Fabric Contrast 1) C.O.M. = 7.5 yd 2 = Seat (Fabric Contrast 2) C.O.M. = 3 yd AF = Affina™ arm PE = Perth® arm SL = Soltice® arm 												
 <p>Perth arms</p>	Non-contrast	10.5 yd	FSP/AF/NC	□□□□		□□	□□	□□□	□□□	□□□	□□□	375.0#
	Contrast		FSP/AF/FC	□□□□	□□□□	□□	□□	□□□	□□□	□□□	□□□	375.0#
	Non-contrast	10.5 yd	FSP/PE/NC	□□□□		□□	□□		□□□	□□□	□□□	245.0#
	Contrast		FSP/PE/FC	□□□□	□□□□	□□	□□		□□□	□□□	□□□	245.0#
	Non-contrast	10.5 yd	FSP/SL/NC	□□□□		□□	□□	□□□	□□□	□□□	□□□	245.0#
	Contrast		FSP/SL/FC	□□□□	□□□□	□□	□□	□□□	□□□	□□□	□□□	245.0#
<p>LRSTA Freestanding, Laminated Front Panel</p> <ul style="list-style-type: none"> 1 = Back and arms (Fabric Contrast 1) C.O.M. = 7.5 yd 2 = Seat (Fabric Contrast 2) C.O.M. = 3 yd AF = Affina™ arm PE = Perth® arm SL = Soltice® arm 												
<p>A B C D E F G H I</p>												

HOW TO ORDER

Indicate the following information on order form:

- Quantity of each item.
- Model number, including options. See "How To Build a Model Number".
- Any special service required.

Note: • The □ indicates that a choice is required.

- The absence of the □ indicates that no choice is required.
- Alpha-numeric characters in place of □ indicate that no other alternatives are available.

HOW TO BUILD A MODEL NUMBER

- A** Select basic model.
- B** Select non-contrast or fabric contrast 1.
Refer to color addendum at ki.com or KI Fabrics & Finishes binder.
- C** Select fabric contrast 2.
Refer to color addendum at ki.com or KI Fabrics & Finishes binder.
- D** Select frame color.
Refer to color addendum at ki.com or KI Fabrics & Finishes binder.
- E** Select caster option.

NCST	- No casters
FRCST	- Casters-front locking/rear swivel; add \$133
- F** Select armcap option.

WAC	- Wood armcaps (pair)
NAC	- No armcap
PAC	- Black poly (pair); add \$144

SAC - Solid surface armcaps; add \$670
Perth Arms: Standard wood armcap. No upcharge.

Affina Arms: Standard no armcap. Choice of solid surface or wood with upcharge. Solid surface armcap color is always Corian™ glacier white.

Soltice Arms: Standard wood armcap. Choice of poly with upcharge.

- G** Select wood finish color.
Pick only if product has wood armcaps or "no casters" is selected.
Refer to color addendum at ki.com or KI Fabrics & Finishes binder.
For Kensington Maple add upcharge.
- H** Select laminate color.
Refer to color addendum at ki.com or KI Fabrics & Finishes binder.
- I** Select edge color.

Refer to color addendum at ki.com or KI Fabrics & Finishes binder.



Grade C.O.M.	Grade C	Grade D	Grade E & C.O.L.	Grade F	Grade G	Grade H	Grade I	Grade J	Grade K	Grade L Leather	Grade M Leather
\$ 4153	\$ 4540	\$ 4641	\$ 4769	\$ 4851	\$ 5014	\$ 5178	\$ 5383	\$ 5795	\$ 6207	\$ 6620	\$ 7440
4256	4643	4744	4872	4954	5117	5281	5486	5898	6310	6723	7543
4246	4633	4734	4862	4944	5107	5271	5475	5887	6299	6713	7532
4349	4736	4840	4965	5046	5211	5376	5582	5992	6404	6813	7636
4326	4715	4816	4943	5024	5188	5353	5557	5971	6381	6792	7614
4431	4818	4921	5045	5129	5294	5459	5661	6073	6485	6895	7719
\$ 4321	\$ 4710	\$ 4810	\$ 4938	\$ 5020	\$ 5182	\$ 5348	\$ 5553	\$ 5965	\$ 6376	\$ 6788	\$ 7610
4424	4813	4913	5041	5123	5285	5451	5656	6068	6479	6891	7713
4414	4803	4903	5031	5113	5275	5440	5645	6057	6468	6880	7702
4518	4906	5009	5134	5215	5380	5546	5750	6160	6572	6982	7806
4576	4966	5067	5192	5274	5439	5604	5809	6219	6631	7043	7866
4681	5070	5173	5297	5379	5544	5709	5912	6324	6735	7146	7970

INFORMATION

Moisture Barrier	\$358
TB133	\$596

C.O.M. Requirements

C.O.M. yardage requirements listed above are based on plain goods 54" wide. If less than 54" wide or fabrics requiring matching (stripes, plaids, prints, large patterns), additional yardage will be needed. Consult C.O.M. matrix on the Ordering C.O.M. and C.O.L. page for additional yardage needed. For C.O.M. fabric sent to KI-High Point on multiple rolls, add an additional yard of fabric per roll to the yardage requirements.

C.O.L. Requirements

Figure 18 sq. ft. of leather (C.O.L.) for each yard shown (i.e., 4.75 x 18 = 85.5 sq. ft.).

Contrasting Upholstery

When contrasting fabric is chosen, price at highest in-grade.

Minimum Fabric/Leather Quantity

Minimum order for fabric is 1 yard. Minimum order for leather is 1 hide (approximately 50 sq. ft.).

Construction

Frame constructed of kiln-dried lumber, laminated hardwood plywood, and 14-gauge steel. Tight seats and backs are wrapped with multiple densities of polyurethane foam.

California TB133 Fire Safety Code

The above seating products can be manufactured using the appropriate flame-retardant materials and fabric selections for compliance to California Technical Bulletin 133. Add "FR" to end of model number and add upcharge. Please contact KI customer service for fabric compliance. Not available with moisture barrier. Nano-Tex treatments can be used when TB133 is required.

Powder Coat for Handle and Drawer Pull

See color addendum for standard powder coat selections. Additional KI powder coat colors are available at an \$1021 list upcharge per order.

Options

Available in leather as a special.

KENSINGTON MAPLE UPCHARGE

Kensington Maple requires extended leadtimes.

Model	
FSB/AF	\$60
FSB/PE	\$60
FSB/SL	\$60
FSD/AF	\$60
FSD/PE	\$60
FSD/SL	\$60
FSP/AF	\$60
FSP/PE	\$60
FSP/SL	\$60

SPECIAL SERVICES

Special Carton Marking

With specially marked information N/C

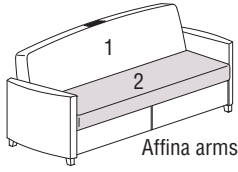
Shipping

Shipped **assembled unless replacement parts which ship k.d. freight prepaid High Point, North Carolina 27263** factory. Freight class #125.

Specifications and prices are subject to change without prior notice.

LaResta® Day Bed

Freestanding



LRSTA

Freestanding, Laminated Drawers

- 1 = Back and arms (Fabric Contrast 1) C.O.M. = 7.5 yd
- 2 = Seat (Fabric Contrast 2) C.O.M. = 3 yd
- AF = Affina™ arm
- PE = Perth® arm
- SL = Soltice® arm

			MODEL NUMBER									
Features	COM	Basic Model	Non-Contrast or Fabric Contrast 1	Fabric Contrast 2	Paint Color	Casters	Arm Cap	Wood Finish	Laminate Color	Edge Color	Pull Option	
Non-contrast	10.5 yd	FSD/AF/NC	□□□□		□□	□□	□□□	□□□	□□□	□□□	□□□□	
Contrast		FSD/AF/FC	□□□□	□□□□	□□	□□	□□□	□□□	□□□	□□□	□□□□	
Non-contrast	10.5 yd	FSD/PE/NC	□□□□		□□	□□		□□□	□□□	□□□	□□□□	
Contrast		FSD/PE/FC	□□□□	□□□□	□□	□□		□□□	□□□	□□□	□□□□	
Non-contrast	10.5 yd	FSD/SL/NC	□□□□		□□	□□	□□□	□□□	□□□	□□□	□□□□	
Contrast		FSD/SL/FC	□□□□	□□□□	□□	□□	□□□	□□□	□□□	□□□	□□□□	

A **B** **C** **D** **E** **F** **G** **H** **I** **J**

HOW TO ORDER

Indicate the following information on order form:

- Quantity of each item.
- Model number, including options. See "How To Build a Model Number".
- Any special service required.

Note: • The □ indicates that a choice is required.

- The absence of the □ indicates that no choice is required.
- Alpha-numeric characters in place of □ indicate that no other alternatives are available.

HOW TO BUILD A MODEL NUMBER

- A** Select basic model.
- B** Select non-contrast or fabric contrast 1. Refer to color addendum at ki.com or KI Fabrics & Finishes binder.
- C** Select fabric contrast 2. Refer to color addendum at ki.com or KI Fabrics & Finishes binder.
- D** Select frame color. Refer to color addendum at ki.com or KI Fabrics & Finishes binder.
- E** Select caster option.
 - NCST** - No casters
 - FRCST** - Casters-front locking/rear swivel; add \$133
- F** Select armcap option.
 - NAC** - No armcap
 - WAC** - Wood armcaps (pair); add \$155

- PAC** - Black poly (pair); add \$144
- SAC** - Solid surface armcaps; add \$670

Perth Arms: Standard wood armcap. No upcharge.

Affina Arms: Standard no armcap. Choice of solid surface or wood with upcharge. Solid surface armcap color is always Corian™ glacier white.

Soltice Arms: Standard wood armcap. Choice of poly with upcharge.

- G** Select wood finish color. Pick only if product has wood armcaps or "no casters" is selected. Refer to color addendum at ki.com or KI Fabrics & Finishes binder. For Kensington Maple add upcharge.

- H** Select laminate color. Refer to color addendum at ki.com or KI Fabrics & Finishes binder.

- I** Select edge color. Refer to color addendum at ki.com or KI Fabrics & Finishes binder.

- J** Select bowfront drawer pull color.

- PLBL** - Black
- PLBG** - Blue grey
- PLBN** - Brushed nickel
- PLSD** - Sand
- PLWG** - Warm grey
- NDP** - No pull



Approx. Packaged Weight	Grade C.O.M.	Grade C	Grade D	Grade E & C.O.L.	Grade F	Grade G	Grade H	Grade I	Grade J	Grade K	Grade L Leather	Grade M Leather
375.0#	\$ 4760	\$ 5150	\$ 5252	\$ 5376	\$ 5458	\$ 5623	\$ 5788	\$ 5993	\$ 6404	\$ 6813	\$ 7224	\$ 8048
375.0#	4863	5253	5355	5479	5561	5726	5891	6096	6507	6916	7327	8151
260.0#	4852	5243	5345	5468	5551	5715	5880	6085	6496	6906	7317	8141
260.0#	4957	5347	5447	5572	5656	5821	5984	6188	6600	7010	7421	8244
260.0#	4954	5344	5443	5569	5653	5816	5981	6185	6596	7007	7417	8241
260.0#	5057	5445	5548	5674	5758	5920	6085	6288	6700	7111	7524	8346

INFORMATION

Moisture Barrier	\$358
TB133	\$596

C.O.M. Requirements

C.O.M. yardage requirements listed above are based on plain goods 54" wide. If less than 54" wide or fabrics requiring matching (stripes, plaids, prints, large patterns), additional yardage will be needed. Consult C.O.M. matrix on the Ordering C.O.M. and C.O.L. page for additional yardage needed. For C.O.M. fabric sent to KI-High Point on multiple rolls, add an additional yard of fabric per roll to the yardage requirements.

C.O.L. Requirements

Figure 18 sq. ft. of leather (C.O.L.) for each yard shown (i.e., 4.75 x 18 = 85.5 sq. ft.).

Contrasting Upholstery

When contrasting fabric is chosen, price at highest in-grade.

Minimum Fabric/Leather Quantity

Minimum order for fabric is 1 yard. Minimum order for leather is 1 hide (approximately 50 sq. ft.).

Construction

Frame constructed of kiln-dried lumber, laminated hardwood plywood, and 14-gauge steel. Tight seats and backs are wrapped with multiple densities of polyurethane foam.

California TB133 Fire Safety Code

The above seating products can be manufactured using the appropriate flame-retardant materials and fabric selections for compliance to California Technical Bulletin 133. Add "FR" to end of model number and add upcharge. Please contact KI customer service for fabric compliance. Not available with moisture barrier. Nano-Tex treatments can be used when TB133 is required.

Powder Coat for Handle and Drawer Pull

See color addendum for standard powder coat selections. Additional KI powder coat colors are available at an \$1021 list upcharge per order.

Options

Available in leather as a special.

KENSINGTON MAPLE UPCHARGE

Kensington Maple requires extended leadtimes.

Model	
FSB/AF	\$60
FSB/PE	\$60
FSB/SL	\$60

FSD/AF	\$60
FSD/PE	\$60
FSD/SL	\$60

FSP/AF	\$60
FSP/PE	\$60
FSP/SL	\$60

SPECIAL SERVICES

Special Carton Marking

With specially marked information N/C

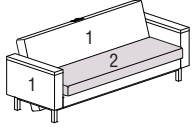
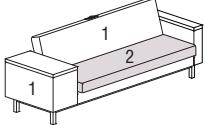
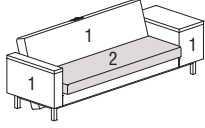
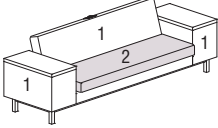
Shipping

Shipped **assembled unless replacement parts which ship k.d. freight prepaid High Point, North Carolina 27263** factory. Freight class #125.

Specifications and prices are subject to change without prior notice.

LaResta® Day Bed

Modern

MODEL	Features	COM	MODEL NUMBER					
			Basic Model	Non-Contrast or Fabric Contrast 1	Fabric Contrast 2	Paint Color	Laminate Color	Edge Color
 <p>LRSTA</p>	Modern, No Storage • 1 = Back, arms, and lower front panel (Fabric Contrast 1) C.O.M. = 7.25 yd • 2 = Seat (Fabric Contrast 2) C.O.M. = 3 yd	10.5 yd	FNS/NC	<input type="checkbox"/> <input type="checkbox"/> <input type="checkbox"/> <input type="checkbox"/>		<input type="checkbox"/> <input type="checkbox"/>	<input type="checkbox"/> <input type="checkbox"/> <input type="checkbox"/>	<input type="checkbox"/> <input type="checkbox"/>
			FNS/FC	<input type="checkbox"/> <input type="checkbox"/> <input type="checkbox"/> <input type="checkbox"/>	<input type="checkbox"/> <input type="checkbox"/> <input type="checkbox"/> <input type="checkbox"/>	<input type="checkbox"/> <input type="checkbox"/>	<input type="checkbox"/> <input type="checkbox"/> <input type="checkbox"/>	<input type="checkbox"/> <input type="checkbox"/>
 <p>LRSTA</p>	Modern, Storage Left Side • 1 = Back, arms, and lower front panel (Fabric Contrast 1) C.O.M. = 7.5 yd • 2 = Seat (Fabric Contrast 2) C.O.M. = 3 yd	11 yd	FS1/LFS/NC	<input type="checkbox"/> <input type="checkbox"/> <input type="checkbox"/> <input type="checkbox"/>		<input type="checkbox"/> <input type="checkbox"/>	<input type="checkbox"/> <input type="checkbox"/> <input type="checkbox"/>	<input type="checkbox"/> <input type="checkbox"/>
			FS1/LFS/FC	<input type="checkbox"/> <input type="checkbox"/> <input type="checkbox"/> <input type="checkbox"/>	<input type="checkbox"/> <input type="checkbox"/> <input type="checkbox"/> <input type="checkbox"/>	<input type="checkbox"/> <input type="checkbox"/>	<input type="checkbox"/> <input type="checkbox"/> <input type="checkbox"/>	<input type="checkbox"/> <input type="checkbox"/>
 <p>LRSTA</p>	Modern, Storage Right Side • 1 = Back, arms, and lower front panel (Fabric Contrast 1) C.O.M. = 7.5 yd • 2 = Seat (Fabric Contrast 2) C.O.M. = 3 yd	11 yd	FS1/RFS/NC	<input type="checkbox"/> <input type="checkbox"/> <input type="checkbox"/> <input type="checkbox"/>		<input type="checkbox"/> <input type="checkbox"/>	<input type="checkbox"/> <input type="checkbox"/> <input type="checkbox"/>	<input type="checkbox"/> <input type="checkbox"/>
			FS1/RFS/FC	<input type="checkbox"/> <input type="checkbox"/> <input type="checkbox"/> <input type="checkbox"/>	<input type="checkbox"/> <input type="checkbox"/> <input type="checkbox"/> <input type="checkbox"/>	<input type="checkbox"/> <input type="checkbox"/>	<input type="checkbox"/> <input type="checkbox"/> <input type="checkbox"/>	<input type="checkbox"/> <input type="checkbox"/>
 <p>LRSTA</p>	Modern, Storage Both Sides • 1 = Back, arms, and lower front panel (Fabric Contrast 1) C.O.M. = 8.25 yd • 2 = Seat (Fabric Contrast 2) C.O.M. = 3 yd	11.25 yd	FSS/NC	<input type="checkbox"/> <input type="checkbox"/> <input type="checkbox"/> <input type="checkbox"/>		<input type="checkbox"/> <input type="checkbox"/>	<input type="checkbox"/> <input type="checkbox"/> <input type="checkbox"/>	<input type="checkbox"/> <input type="checkbox"/>
			FSS/FC	<input type="checkbox"/> <input type="checkbox"/> <input type="checkbox"/> <input type="checkbox"/>	<input type="checkbox"/> <input type="checkbox"/> <input type="checkbox"/> <input type="checkbox"/>	<input type="checkbox"/> <input type="checkbox"/>	<input type="checkbox"/> <input type="checkbox"/> <input type="checkbox"/>	<input type="checkbox"/> <input type="checkbox"/>

A **B** **C** **D** **E** **F**

HOW TO ORDER

Indicate the following information on order form:

- Quantity of each item.
- Model number, including options. See "How To Build a Model Number".
- Any special service required.

Note: • The indicates that a choice is required.

- The absence of the indicates that no choice is required.
- Alpha-numeric characters in place of indicate that no other alternatives are available.

HOW TO BUILD A MODEL NUMBER

- A** Select basic model.
- B** Select non-contrast or fabric contrast 1. Refer to color addendum at ki.com or KI Fabrics & Finishes binder.
- C** Select fabric contrast 2. Refer to color addendum at ki.com or KI Fabrics & Finishes binder.
- D** Select frame color. Refer to color addendum at ki.com or KI Fabrics & Finishes binder.
- E** Select laminate color. Refer to color addendum at ki.com or KI Fabrics & Finishes binder.
- F** Select edge color. Refer to color addendum at ki.com or KI Fabrics & Finishes binder.



Approx. Packaged Weight	Grade C.O.M.	Grade C	Grade D	Grade E & C.O.L.	Grade F	Grade G	Grade H	Grade I	Grade J	Grade K	Grade L Leather	Grade M Leather
255.0#	\$ 4150	\$ 4538	\$ 4640	\$ 4767	\$ 4849	\$ 5013	\$ 5179	\$ 5381	\$ 5794	\$ 6205	\$ 6617	\$ 7440
255.0#	4254	4643	4744	4871	4954	5117	5282	5486	5898	6308	6721	7542
290.0#	\$ 4464	\$ 4872	\$ 4979	\$ 5108	\$ 5196	\$ 5368	\$ 5540	\$ 5757	\$ 6185	\$ 6617	\$ 7048	\$ 7908
290.0#	4567	4976	5084	5212	5299	5471	5644	5859	6288	6721	7150	8013
290.0#	\$ 4464	\$ 4872	\$ 4979	\$ 5108	\$ 5196	\$ 5368	\$ 5540	\$ 5757	\$ 6185	\$ 6617	\$ 7048	\$ 7908
290.0#	4567	4976	5084	5212	5299	5471	5644	5859	6288	6721	7150	8013
325.0#	\$ 4488	\$ 4897	\$ 5005	\$ 5134	\$ 5219	\$ 5393	\$ 5565	\$ 5778	\$ 6211	\$ 6640	\$ 7073	\$ 7934
325.0#	4594	5003	5107	5239	5324	5498	5669	5883	6315	6744	7177	8038

INFORMATION

Moisture Barrier	\$358
TB133	\$596

C.O.M. Requirements

C.O.M. yardage requirements listed above are based on plain goods 54" wide. If less than 54" wide or fabrics requiring matching (stripes, plaids, prints, large patterns), additional yardage will be needed. Consult C.O.M. matrix on the Ordering C.O.M. and C.O.L. page for additional yardage needed. For C.O.M. fabric sent to KI-High Point on multiple rolls, add an additional yard of fabric per roll to the yardage requirements.

C.O.L. Requirements

Figure 18 sq. ft. of leather (C.O.L.) for each yard shown (i.e., 4.75 x 18 = 85.5 sq. ft.).

Contrasting Upholstery

When contrasting fabric is chosen, price at highest in-grade.

Minimum Fabric/Leather Quantity

Minimum order for fabric is 1 yard. Minimum order for leather is 1 hide (approximately 50 sq. ft.).

Construction

Frame constructed of kiln-dried lumber, laminated hardwood plywood, and 14-gauge steel. Tight seats and backs are wrapped with multiple densities of polyurethane foam.

California TB133 Fire Safety Code

The above seating products can be manufactured using the appropriate flame-retardant materials and fabric selections for compliance to California Technical Bulletin 133. Add "FR" to end of model number and add upcharge. Please contact KI customer service for fabric compliance. Not available with moisture barrier. Nano-Tex treatments can be used when TB133 is required.

Powder Coat for Handle and Drawer Pull

See color addendum for standard powder coat selections. Additional KI powder coat colors are available at an \$1021 list upcharge per order.

Options

Available in leather as a special.

SPECIAL SERVICES

Special Carton Marking

With specially marked information N/C

Shipping

Shipped **assembled unless replacement parts which ship k.d. freight prepaid High Point, North Carolina 27263** factory. Freight class #125.

Specifications and prices are subject to change without prior notice.

Perth®

General Information



Lounge Sleeper



Loveseat Sleeper



Recliner



Recliner Wall Saver

Patient Chair
(Open Arm)

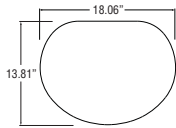
General Dimensions

Seat width	27-1/2"	56"	24-1/2"	23-1/2"	20-1/2"
Seat depth	20"	20"	20-3/4"	20-1/2"	19-1/2"
Seat height	17"	17"	19"	19"	19-1/2"
Arm Height	26"	26"	25-1/2"	25-1/2"	26"
Sleep surface width	27-1/2"	27-1/2" LFS/RFS - 56" DS			
Sleep surface depth	77"	77" LFS/RFS/DS			
Sleep surface thickness	3-1/2"	3-1/2" LFS/RFS/DS			
Full recline depth			67-1/4"	63"	

Overall Dimensions

Width	31-1/2"	60-1/2"	28-3/4"	28"	23-1/2"
Depth	37-1/2"	37-1/2"	36"	34"	27-1/4"
Height	33-1/2"	33-1/2"	44"	41"	42-1/2"
Depth in sleep position	82"	82"			

Tablet Arm Option

Side-Mounted Articulating
Tablet

SPECIFICATIONS

Complimentary Furniture

The following lounge collections offer complimentary furniture that creates continuity and a cohesive look throughout a facility. These complimentary pieces can be found in other sections of the KI price list.

PERTH® HEALTHCARE SEATING - Perth® Multiple Seating, LaResta® Day Bed (FSD/PE)

UPHOLSTERY INFORMATION

C.O.M. Fabric

For C.O.M. fabric sent to KI-High Point on multiple rolls, add an additional yard of fabric per roll to the yardage requirements. Multiple rolls have shorter pieces of fabric on them and do not allow nesting and stacking of the fabric to achieve the best yield as is done with one large roll. This results in yardage shortages and requests for additional fabric from the client, which can hold up

the order. For each roll that is sent, one yard needs to be added and needs to be added to one of the rolls, not separately.

Fabric Disclaimer

Fabric will be applied as swatched by the fabric manufacturer. Fabric that is required to be applied differently than is swatched will need a Special Cost Request written specifying the direction the fabric is to be applied. The posted standard lead time will apply to the Special Cost Request.

FINISH INFORMATION

SPECIAL FINISH MATCHES

KI can match special finish requests at an upcharge of \$68 List per item, up to 12 or a maximum charge of \$818 List per order per color. Special finish requests must be sent to your KI customer service representative.

Upon receipt from KI, the finishing department will prepare a "strike-off" which will be sent to the customer for approval.

The approval form accompanying the strike-off should be faxed to your KI customer service representative. Upon receipt of the signed approval form, KI will proceed with the order. Disapproved samples may be sent back to KI directly with an explanation of disapproval. A Special Finish Number (SFN) will be assigned to this finish sample for future reference or reorders



**Patient Chair
(Closed Arm)**



**Motion Patient Chair
(Open Arm)**



Patient Chair Ottoman



**Bariatric Chair
(Open Arm)**



**Glider
(Closed Arm)**

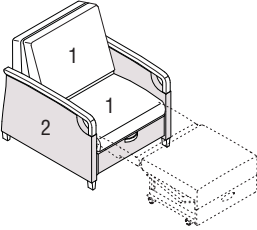
General Dimensions					
Seat width	20-1/2"	20-3/4"		29-3/4"	21-1/4"
Seat depth	19-1/2"	18-1/2"		19-3/4"	20"
Seat height	19-1/2"	18-3/4"		19-3/4"	19"
Arm Height	26"	24"		25-1/2"	24-1/2"
Minimum glide range					11"
Minimum distance from wall					9-1/2"
Overall Dimensions					
Width	23-1/2"	24-3/4"	19-1/4"	32-3/4"	24-1/4"
Depth	27-1/4"	29"	21-1/4"	25-1/2"	26-1/2"
Height	42-1/2"	43-1/2"	13-1/4"	34"	41-1/2"

INFORMATION

Warranty

Refer to KI Terms & Conditions document or visit ki.com

Perth™ Sleeper

Features	COM	MODEL NUMBER										Approx. Packaged Weight	
		Basic Model	Non-Contrast or Fabric Contrast 1	Fabric Contrast 2	Pull Color	Wood Finish	Casters	Arm Cap	Fire Code	Moisture Barrier			
	Non-contrast	8.25 yd	PLS/NC	□□□□			□□□	□□□	□□□□	□□□	□□□	□□□	175.0#
	Contrast		PLS/FC	□□□□	□□□□		□□□	□□□	□□□□	□□□	□□□	□□□	175.0#
<p>PRLS Lounge Sleeper</p> <ul style="list-style-type: none"> • 1 = Seat and back/sleep surface (Fabric Contrast 1) C.O.M. = 3.75 yd • 2 = Arms and frame (Fabric Contrast 2) C.O.M. = 4.5 yd <hr/> <ul style="list-style-type: none"> • Optional armcap uph (Fabric Contrast 1) C.O.M. = 1 yd/pair 													
PRRP	Non-contrast	3.75 yd	PLSC	□□□□							□□□	□□□	25.0#
<p>Lounge Sleeper Replacement Seat & Back Cushions</p>													
<p>A B C D E F G H I</p>													

HOW TO ORDER

Indicate the following information on order form:

- Quantity of each item.
- Model number, including options. See "How To Build a Model Number".
- Any special service required.

Note: • The □ indicates that a choice is required.

- The absence of the □ indicates that no choice is required.
- Alpha-numeric characters in place of □ indicate that no other alternatives are available.

HOW TO BUILD A MODEL NUMBER

- A** Select basic model.
- B** Select non-contrast or fabric contrast 1. Refer to color addendum at ki.com or KI Fabrics & Finishes binder.
- C** Select fabric contrast 2. Refer to color addendum at ki.com or KI Fabrics & Finishes binder.
- D** Select pull handle color. Refer to color addendum at ki.com or KI Fabrics & Finishes binder.
- E** Select wood finish color. Refer to color addendum at ki.com or KI Fabrics & Finishes binder. For Kensington Maple add upcharge.
- F** Select casters.

NCST	- No casters (standard)
FRCST	- Locking casters-fixed front/rear swivel; add \$137
- G** Select armcaps.

WAC	- Wood armcaps (pair)
UAC	- Upholstered (pair); add \$137
PAC	- Polyurethane (pair); add \$190

 Armcap upholstery matches seat back fabric selection.
- H** Select fire code.

NFR	- Compliance to TB 117-2013
FR	- Compliance to TB 133

 See pricing column for TB133 upcharge.
- I** Select moisture barrier.

NMB	- No moisture barrier
MB	- Moisture barrier

 See pricing column for moisture barrier upcharge.



Grade C.O.M.	Grade C	Grade D	Grade E & C.O.L.	Grade F	Grade G	Grade H	Grade I	Grade J	Grade K	Grade L Leather	Grade M Leather	TB133 add to list price	Moisture Barrier add to list price
\$ 2910	\$ 2962	\$ 3046	\$ 3148	\$ 3217	\$ 3353	\$ 3488	\$ 3657	\$ 3997	\$ 4337	\$ 4674	\$ 5355	\$ 387	\$ 137
2965	3018	3103	3203	3272	3408	3542	3713	4053	4393	4733	5413	387	137
\$ 706	\$ 744	\$ 814	\$ 893	\$ 956	\$ 1064	\$ 1170	\$ 1391	\$ 1662	\$ 1942	\$ 2213	\$ 2768	\$ 142	\$ 181

KENSINGTON MAPLE UPCHARGE

Kensington Maple requires extended leadtimes.

Model	
PLS/NC	\$32
PLS/FC	\$32
PLSS/LFS/NC	\$32
PLSS/RFS/NC	\$32
PLSS/DS/NC	\$32
PLSS/LFS/FC	\$32
PLSS/RFS/FC	\$32
PLSS/DS/FC	\$32

INFORMATION

C.O.M. Requirements

C.O.M. yardage requirements listed above are based on plain goods 54" wide. If less than 54" wide or fabrics requiring matching (stripes, plaids, prints, large patterns), additional yardage will be needed. Consult C.O.M. matrix on the Ordering C.O.M. and C.O.L. page for additional yardage needed. For C.O.M. fabric sent to KI-High Point on multiple rolls, add an additional yard of fabric per roll to the yardage requirements.

C.O.L. Requirements

Figure 18 sq. ft. of leather (C.O.L.) for each yard shown (i.e., 4.75 x 18 = 85.5 sq. ft.).

Contrasting Upholstery

When contrasting fabric is chosen, price at highest in-grade.

Minimum Fabric/Leather Quantity

Minimum order for fabric is 1 yard. Minimum order for leather is 1 hide (approx-

mately 50 sq. ft.).

Moisture Barrier

Moisture barrier is applied underneath the fabric cover as a means of protecting the foam. Not available with TB133.

California TB133 Fire Safety Code

The above seating products can be manufactured using the appropriate flame-retardant materials and fabric selections for compliance to California Technical Bulletin 133. Please contact KI customer service for fabric compliance. Not available with moisture barrier.

Construction

Seat and back frame constructed of welded structural steel. Arms constructed of kiln-dried hardwood. Arms are not field replaceable. Cushions constructed of multiple densities of polyurethane foam. Storage boxes constructed of laminated plywood, black paint standard.

SPECIAL SERVICES

Special Carton Marking

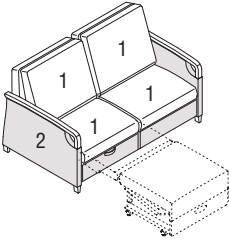
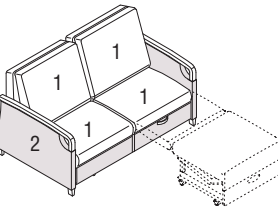
With specially marked information N/C

Shipping

Shipped **assembled freight prepaid f.o.b. High Point, North Carolina 27263** factory. Freight class #125.

Specifications and prices are subject to change without prior notice.

Perth™ Sleeper

Features	COM	MODEL NUMBER								Approx. Packaged Weight	
		Basic Model	Non-Contrast or Fabric Contrast 1	Fabric Contrast 2	Pull Color	Wood Finish	Arm Cap	Fire Code	Moisture Barrier		
	Non-contrast	13 yd	PLSS/LFS/NC	<input type="checkbox"/> <input type="checkbox"/> <input type="checkbox"/> <input type="checkbox"/>		<input type="checkbox"/> <input type="checkbox"/> <input type="checkbox"/> <input type="checkbox"/>	<input type="checkbox"/> <input type="checkbox"/>	<input type="checkbox"/> <input type="checkbox"/>	<input type="checkbox"/> <input type="checkbox"/>	<input type="checkbox"/> <input type="checkbox"/>	210.0#
	Contrast		PLSS/LFS/FC	<input type="checkbox"/> <input type="checkbox"/> <input type="checkbox"/> <input type="checkbox"/>	<input type="checkbox"/> <input type="checkbox"/> <input type="checkbox"/> <input type="checkbox"/>	<input type="checkbox"/> <input type="checkbox"/> <input type="checkbox"/> <input type="checkbox"/>	<input type="checkbox"/> <input type="checkbox"/>	<input type="checkbox"/> <input type="checkbox"/>	<input type="checkbox"/> <input type="checkbox"/>	<input type="checkbox"/> <input type="checkbox"/>	210.0#
<p>PRLS Loveseat Sleeper - LFS (Open, Left Side Facing)</p> <ul style="list-style-type: none"> 1 = Seat and back/sleep surface (Fabric Contrast 1) C.O.M. = 7.5 yd 2 = Arms and frame (Fabric Contrast 2) C.O.M. = 5.5 yd <hr/> <ul style="list-style-type: none"> Optional armcap uph (Fabric Contrast 1) C.O.M. = 1 yd/pair 											
	Non-contrast	13 yd	PLSS/RFS/NC	<input type="checkbox"/> <input type="checkbox"/> <input type="checkbox"/> <input type="checkbox"/>		<input type="checkbox"/> <input type="checkbox"/> <input type="checkbox"/> <input type="checkbox"/>	<input type="checkbox"/> <input type="checkbox"/>	<input type="checkbox"/> <input type="checkbox"/>	<input type="checkbox"/> <input type="checkbox"/>	<input type="checkbox"/> <input type="checkbox"/>	210.0#
	Contrast		PLSS/RFS/FC	<input type="checkbox"/> <input type="checkbox"/> <input type="checkbox"/> <input type="checkbox"/>	<input type="checkbox"/> <input type="checkbox"/> <input type="checkbox"/> <input type="checkbox"/>	<input type="checkbox"/> <input type="checkbox"/> <input type="checkbox"/> <input type="checkbox"/>	<input type="checkbox"/> <input type="checkbox"/>	<input type="checkbox"/> <input type="checkbox"/>	<input type="checkbox"/> <input type="checkbox"/>	<input type="checkbox"/> <input type="checkbox"/>	210.0#
<p>PRLS Loveseat Sleeper - RFS (Open, Right Side Facing)</p> <ul style="list-style-type: none"> 1 = Seat and back/sleep surface (Fabric Contrast 1) C.O.M. = 7.5 yd 2 = Arms and frame (Fabric Contrast 2) C.O.M. = 5.5 yd <hr/> <ul style="list-style-type: none"> Optional armcap uph (Fabric Contrast 1) C.O.M. = 1 yd/pair 											
			A	B	C	D	E	F	G	H	

HOW TO ORDER

Indicate the following information on order form:

- Quantity of each item.
- Model number, including options. See "How To Build a Model Number".
- Any special service required.

Note: • The indicates that a choice is required.

- The absence of the indicates that no choice is required.
- Alpha-numeric characters in place of indicate that no other alternatives are available.

HOW TO BUILD A MODEL NUMBER

- A** Select basic model.
- B** Select non-contrast or fabric contrast 1. Refer to color addendum at ki.com or KI Fabrics & Finishes binder.
- C** Select fabric contrast 2. Refer to color addendum at ki.com or KI Fabrics & Finishes binder.
- D** Select pull handle color. Refer to color addendum at ki.com or KI Fabrics & Finishes binder.
- E** Select wood finish color. Refer to color addendum at ki.com or KI Fabrics & Finishes binder. For Kensington Maple add upcharge.
- F** Select armcaps.

WAC	- Wood armcaps (pair)
UAC	- Upholstered (pair); add \$137
PAC	- Polyurethane (pair); add \$190

Armcap upholstery matches seat back (Fabric Contrast 1) C.O.M. yardage = 1 yd per pair.

- G** Select fire code.

NFR	- Compliance to TB 117-2013
FR	- Compliance to TB 133

 See pricing column for TB133 upcharge.
- H** Select moisture barrier.

NMB	- No moisture barrier
MB	- Moisture barrier

 See pricing column for moisture barrier upcharge.

KENSINGTON MAPLE UPCHARGE

Kensington Maple requires extended leadtimes.

Model	
PLS/NC	\$32
PLS/FC	\$32
PLSS/LFS/NC	\$32
PLSS/RFS/NC	\$32
PLSS/DS/NC	\$32
PLSS/LFS/FC	\$32
PLSS/RFS/FC	\$32
PLSS/DS/FC	\$32



Grade C.O.M.	Grade C	Grade D	Grade E & C.O.L.	Grade F	Grade G	Grade H	Grade I	Grade J	Grade K	Grade L Leather	Grade M Leather	TB133 add to list price	Moisture Barrier add to list price
\$ 4596	\$ 4700	\$ 4871	\$ 5076	\$ 5215	\$ 5489	\$ 5765	\$ 6108	\$ 6796	\$ 7481	\$ 8170	\$ 9830	\$ 508	\$ 307
4681	4784	4956	5161	5300	5575	5849	6192	6880	7567	8254	9914	508	307

\$ 4596	\$ 4700	\$ 4871	\$ 5076	\$ 5215	\$ 5489	\$ 5765	\$ 6108	\$ 6796	\$ 7481	\$ 8170	\$ 9830	\$ 508	\$ 307
4681	4784	4956	5161	5300	5575	5849	6192	6880	7567	8254	9914	508	307

INFORMATION

C.O.M. Requirements

C.O.M. yardage requirements listed above are based on plain goods 54" wide. If less than 54" wide or fabrics requiring matching (stripes, plaids, prints, large patterns), additional yardage will be needed. Consult C.O.M. matrix on the Ordering C.O.M. and C.O.L. page for additional yardage needed. For C.O.M. fabric sent to KI-High Point on multiple rolls, add an additional yard of fabric per roll to the yardage requirements.

C.O.L. Requirements

Figure 18 sq. ft. of leather (C.O.L.) for each yard shown (i.e., 4.75 x 18 = 85.5 sq. ft.).

Contrasting Upholstery

When contrasting fabric is chosen, price at highest in-grade.

Minimum Fabric/Leather Quantity

Minimum order for fabric is 1 yard. Minimum order for leather is 1 hide (approx-

mately 50 sq. ft).

Moisture Barrier

Moisture barrier is applied underneath the fabric cover as a means of protecting the foam. Not available with TB133.

California TB133 Fire Safety Code

The above seating products can be manufactured using the appropriate flame-retardant materials and fabric selections for compliance to California Technical Bulletin 133. Please contact KI customer service for fabric compliance. Not available with moisture barrier.

Construction

Seat and back frame constructed of welded structural steel. Arms constructed of kiln-dried hardwood. Arms are not field replaceable. Cushions constructed of multiple densities of polyurethane foam. Storage boxes constructed of laminated plywood, black paint standard.

Options

Casters are NOT available on PLSS loveseat sleeper.

SPECIAL SERVICES

Special Carton Marking

With specially marked information N/C

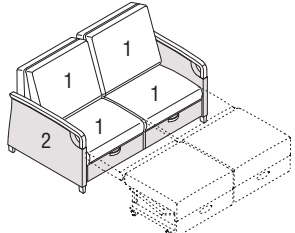
Shipping

Shipped assembled freight prepaid f.o.b. High Point, North Carolina 27263 factory. Freight class #125.

Specifications and prices are subject to change without prior notice.

Perth™ Sleeper

Features	COM	MODEL NUMBER								Approx. Packaged Weight	
		Basic Model	Non-Contrast or Fabric Contrast 1	Fabric Contrast 2	Pull Color	Wood Finish	Arm Cap	Fire Code	Moisture Barrier		
Non-contrast	13 yd	PLSS/DS/NC	□□□□		□□□□	□□□	□□□	□□□	□□□	□□□	255.0#
Contrast		PLSS/DS/FC	□□□□	□□□□	□□□□	□□□	□□□	□□□	□□□	□□□	255.0#



- PRLS
Loveseat Sleeper - DS (Open, Both Sides Facing)
- 1 = Seat and back/sleep surface (Fabric Contrast 1) C.O.M. = 7.5 yd
 - 2 = Arms and frame (Fabric Contrast 2) C.O.M. = 5.5 yd
 - - - - -
 - Optional armcap uph (Fabric Contrast 1) C.O.M. = 1 yd/pair

A B C D E F G H

HOW TO ORDER

- Indicate the following information on order form:
1. Quantity of each item.
 2. Model number, including options. See "How To Build a Model Number".
 3. Any special service required.

- Note:
- The □ indicates that a choice is required.
 - The absence of the □ indicates that no choice is required.
 - Alpha-numeric characters in place of □ indicate that no other alternatives are available.

HOW TO BUILD A MODEL NUMBER

- A** Select basic model.
- B** Select non-contrast or fabric contrast 1. Refer to color addendum at ki.com or KI Fabrics & Finishes binder.
- C** Select fabric contrast 2. Refer to color addendum at ki.com or KI Fabrics & Finishes binder.
- D** Select pull handle color. Refer to color addendum at ki.com or KI Fabrics & Finishes binder.
- E** Select wood finish color. Refer to color addendum at ki.com or KI Fabrics & Finishes binder. For Kensington Maple add upcharge.
- F** Select armcaps.

WAC	- Wood armcaps (pair)
UAC	- Upholstered (pair); add \$137
PAC	- Polyurethane (pair); add \$190

Armcap upholstery matches seat back fabric selection.

- G** Select fire code.

NFR	- Compliance to TB 117-2013
FR	- Compliance to TB 133

 See pricing column for TB133 upcharge.
- H** Select moisture barrier.

NMB	- No moisture barrier
MB	- Moisture barrier

 See pricing column for moisture barrier upcharge.

KENSINGTON MAPLE UPCHARGE

Kensington Maple requires extended leadtimes.

Model	
PLS/NC	\$32
PLS/FC	\$32
PLSS/LFS/NC	\$32
PLSS/RFS/NC	\$32
PLSS/DS/NC	\$32
PLSS/LFS/FC	\$32
PLSS/RFS/FC	\$32
PLSS/DS/FC	\$32



Grade C.O.M.	Grade C	Grade D	Grade E & C.O.L.	Grade F	Grade G	Grade H	Grade I	Grade J	Grade K	Grade L Leather	Grade M Leather	TB133 add to list price	Moisture Barrier add to list price
\$ 5972	\$ 6076	\$ 6247	\$ 6451	\$ 6592	\$ 6865	\$ 7140	\$ 7483	\$ 8171	\$ 8857	\$ 9544	\$ 11203	\$ 508	\$ 307
6056	6161	6332	6537	6674	6949	7225	7568	8255	8942	9631	11289	508	307

INFORMATION

C.O.M. Requirements

C.O.M. yardage requirements listed above are based on plain goods 54" wide. If less than 54" wide or fabrics requiring matching (stripes, plaids, prints, large patterns), additional yardage will be needed. Consult C.O.M. matrix on the Ordering C.O.M. and C.O.L. page for additional yardage needed. For C.O.M. fabric sent to KI-High Point on multiple rolls, add an additional yard of fabric per roll to the yardage requirements.

C.O.L. Requirements

Figure 18 sq. ft. of leather (C.O.L.) for each yard shown (i.e., 4.75 x 18 = 85.5 sq. ft.).

Contrasting Upholstery

When contrasting fabric is chosen, price at highest in-grade.

Minimum Fabric/Leather Quantity

Minimum order for fabric is 1 yard. Minimum order for leather is 1 hide (approx-

mately 50 sq. ft).

Moisture Barrier

Moisture barrier is applied underneath the fabric cover as a means of protecting the foam. Not available with TB133.

California TB133 Fire Safety Code

The above seating products can be manufactured using the appropriate flame-retardant materials and fabric selections for compliance to California Technical Bulletin 133. Please contact KI customer service for fabric compliance. Not available with moisture barrier.

Construction

Seat and back frame constructed of welded structural steel. Arms constructed of kiln-dried hardwood. Arms are not field replaceable. Cushions constructed of multiple densities of polyurethane foam. Storage boxes constructed of laminated plywood, black paint standard.

Options

Casters are NOT available on PLSS loveseat sleeper.

SPECIAL SERVICES

Special Carton Marking

With specially marked information N/C

Shipping

Shipped **assembled freight prepaid f.o.b. High Point, North Carolina 27263** factory. Freight class #125.

Specifications and prices are subject to change without prior notice.

Perth™

Sleeper Replacement Parts

	MODEL	COM	MODEL NUMBER				Approx. Packaged Weight	Delivered Pricing
			Basic Model	Non-Contrast or Fabric Contrast 1	Fire Code	Moisture Barrier		
PRRP	Loveseat Sleeper Replacement Seat & Back Cushions - LFS • Open, left side facing	3.75 yd	PLSSC/LFS	□□□□	□□□	□□□	25.0#	N/A
PRRP	Loveseat Sleeper Replacement Seat & Back Cushions - RFS • Open, right side facing	3.75 yd	PLSSC/RFS	□□□□	□□□	□□□	25.0#	N/A
PRRP	Loveseat Sleeper Replacement Seat & Back Cushions - DS • Open, both sides facing	7.5 yd	PLSSC/DS	□□□□	□□□	□□□	50.0#	N/A
HRDPT	Replacement Med Caster Kit Includes: • (2) Med caster locking casters • (2) Med caster non-locking casters • (8) Hex nuts, (4) lock washers • (1) Small tube of Loc-Tite		RETRO.MEDCASTER				7.0#	\$ 229
			A	B	C	D		

HOW TO ORDER

Indicate the following information on order form:

- Quantity of each item.
- Model number, including options. See "How To Build a Model Number".
- Any special service required.

Note: • The □ indicates that a choice is required.

- The absence of the □ indicates that no choice is required.
- Alpha-numeric characters in place of □ indicate that no other alternatives are available.

HOW TO BUILD A MODEL NUMBER

- A** Select basic model.
- B** Select non-contrast or fabric contrast 1.
Refer to color addendum at ki.com or KI Fabrics & Finishes binder.
- C** Select fire code.
NFR - Compliance to TB 117-2013
FR - Compliance to TB 133
 See pricing column for TB133 upcharge.
- D** Select moisture barrier.
NMB - No moisture barrier
MB - Moisture barrier
 See pricing column for moisture barrier upcharge.

INFORMATION

C.O.M. Requirements

C.O.M. yardage requirements listed above are based on plain goods 54" wide. If less than 54" wide or fabrics requiring matching (stripes, plaids, prints, large patterns), additional yardage will be needed. Consult C.O.M. matrix on the Ordering C.O.M. and C.O.L. page for additional yardage needed. For C.O.M. fabric sent to KI-High Point on multiple rolls, add an additional yard of fabric per roll to the yardage requirements.

C.O.L. Requirements

Figure 18 sq. ft. of leather (C.O.L.) for each yard shown (i.e., 4.75 x 18 = 85.5 sq. ft.).

Moisture Barrier

Moisture barrier is applied underneath the fabric cover as a means of protecting the foam. Not available with TB133.

California TB133 Fire Safety Code

The above seating products can be



Grade C.O.M.	Grade C	Grade D	Grade E & C.O.L.	Grade F	Grade G	Grade H	Grade I	Grade J	Grade K	Grade L Leather	Grade M Leather	TB133 add to list price	Moisture Barrier add to list price
\$ 785	\$ 808	\$ 847	\$ 895	\$ 928	\$ 990	\$ 1054	\$ 1133	\$ 1292	\$ 1450	\$ 1607	\$ 1928	\$ 142	\$ 181
\$ 785	\$ 808	\$ 847	\$ 895	\$ 928	\$ 990	\$ 1054	\$ 1133	\$ 1292	\$ 1450	\$ 1607	\$ 1928	\$ 142	\$ 181
\$ 1570	\$ 1612	\$ 1695	\$ 1789	\$ 1855	\$ 1983	\$ 2106	\$ 2268	\$ 2584	\$ 2896	\$ 3218	\$ 3855	\$ 142	\$ 181
												N/A	N/A

manufactured using the appropriate flame-retardant materials and fabric selections for compliance to California Technical Bulletin 133. Please contact KI customer service for fabric compliance. Not available with moisture barrier.

SPECIAL SERVICES

Special Carton Marking

With specially marked information N/C


Shipping

Shipped **k.d. freight prepaid f.o.b. High Point, North Carolina 27263** factory. Freight class #125.

Specifications and prices are subject to change without prior notice.

Perth®

Recliner

Features	COM	MODEL NUMBER									
		Basic Model	Non-Contrast or Fabric Contrast 1	Fabric Contrast 2	I.V. Pole	Casters	Arm Cap	Magazine Rack	Wood Finish	Moisture Barrier	
	Non-contrast	6.5 yd	PR/NC	<input type="checkbox"/> <input type="checkbox"/> <input type="checkbox"/> <input type="checkbox"/>		<input type="checkbox"/> <input type="checkbox"/> <input type="checkbox"/> <input type="checkbox"/>	<input type="checkbox"/> <input type="checkbox"/> <input type="checkbox"/> <input type="checkbox"/> <input type="checkbox"/> <input type="checkbox"/>	<input type="checkbox"/> <input type="checkbox"/>	<input type="checkbox"/> <input type="checkbox"/>	<input type="checkbox"/> <input type="checkbox"/>	<input type="checkbox"/> <input type="checkbox"/>
	Contrast		PR/FC	<input type="checkbox"/> <input type="checkbox"/> <input type="checkbox"/> <input type="checkbox"/>	<input type="checkbox"/> <input type="checkbox"/> <input type="checkbox"/> <input type="checkbox"/>	<input type="checkbox"/> <input type="checkbox"/> <input type="checkbox"/> <input type="checkbox"/>	<input type="checkbox"/> <input type="checkbox"/> <input type="checkbox"/> <input type="checkbox"/> <input type="checkbox"/> <input type="checkbox"/>	<input type="checkbox"/> <input type="checkbox"/>	<input type="checkbox"/> <input type="checkbox"/>	<input type="checkbox"/> <input type="checkbox"/>	<input type="checkbox"/> <input type="checkbox"/>
PRRL Recliner											
<ul style="list-style-type: none"> 1 = Back and arms (Fabric Contrast 1) C.O.M. = 5.75 yd (includes front kick panel below seat and footrest on applicable models) 2 = Seat (Fabric Contrast 2) C.O.M. = 1.75 yd 											
<ul style="list-style-type: none"> Optional uph armcap (Fabric Contrast 1) C.O.M. = 1 yd/pair Optional magazine rack (Fabric Contrast 1) C.O.M. = .5 yd 											
PRRP PR Replacement Cover Set	4 yd	PRRC	<input type="checkbox"/> <input type="checkbox"/> <input type="checkbox"/> <input type="checkbox"/>							<input type="checkbox"/> <input type="checkbox"/>	
			A	B	C	D	E	F	G	H	I

HOW TO ORDER

Indicate the following information on order form:

- Quantity of each item.
- Model number, including options. See "How To Build a Model Number".
- Any special service required.

Note: • The indicates that a choice is required.

- The absence of the indicates that no choice is required.
- Alpha-numeric characters in place of indicate that no other alternatives are available.

HOW TO BUILD A MODEL NUMBER

A Select basic model.

B Select non-contrast or fabric contrast 1. Refer to color addendum at ki.com or KI Fabrics & Finishes binder.

C Select fabric contrast 2. Refer to color addendum at ki.com or KI Fabrics & Finishes binder.

D Select I.V. pole (facing).
 4
NS - No pole
LFFIV - Left facing front; add \$307
LRFIV - Left facing rear; add \$307
RFFIV - Right facing front; add \$307
RRFIV - Right facing rear; add \$307

E Select casters.
CSTRPB - Casters & push bar (standard)
LEGS - Legs, no casters or push bar; add \$68

F Select armcaps.

WAC - Wood armcaps (pair)
PAC - Black poly (pair); add \$95
UAC - Upholstered (pair); add \$137
 Upholstered armcap fabric will match arm fabric selection

G Select magazine rack.

NMR - No rack
LFM - Left side rack; add \$205
RFM - Right side rack; add \$205
 Magazine rack fabric will match arm fabric selection

H Select wood finish color.

Refer to color addendum at ki.com or KI Fabrics & Finishes binder. For Kensington Maple add upcharge.

I Select moisture barrier.

NMB - No moisture barrier
MB - Moisture barrier
 See pricing column for moisture barrier upcharge.



Approx. Packaged Weight	Grade C.O.M.	Grade C	Grade D	Grade E & C.O.L.	Grade F	Grade G	Grade H	Grade I	Grade J	Grade K	Grade L Leather	Grade M Leather	Moisture Barrier add to list price
150.0#	\$ 2675	\$ 2725	\$ 2805	\$ 2897	\$ 2963	\$ 3090	\$ 3217	\$ 3373	\$ 3692	\$ 4008	\$ 4326	\$ 4960	\$ 137
150.0#	2761	2813	2889	2983	3048	3177	3300	3460	3778	4095	4411	5046	137
5.0#	\$ 505	\$ 533	\$ 579	\$ 637	\$ 671	\$ 747	\$ 819	\$ 914	\$ 1098	\$ 1282	\$ 1467	\$ 1836	\$ 79

INFORMATION

TB133 \$313

Kensington Maple Upcharge

Kensington Maple requires extended lead-times
Model: PR \$32

Options

Additional options may be ordered. Add /xx to the end of the model number and upcharge.

Trendelenberg: /TM and \$170

Catheter attachment (specified as facing chair)

/LRCA - Left rear - add \$46

/LFCA - Left front - add \$46

/RRCA - Right rear - add \$46

/RFCA - Right front - add \$46

NOTE: If optional I.V. pole is specified, catheter attachment can not be specified in the same location.

Posey restraints may be done as a special.

C.O.M. Requirements

C.O.M. yardage requirements listed above are based on plain goods 54" wide. If less than 54" wide or fabrics requiring matching (stripes, plaids, prints, large patterns), additional yardage will be needed. Consult C.O.M. matrix on the Ordering C.O.M. and C.O.L. page for additional yardage needed. For C.O.M. fabric sent to KI-High Point on multiple rolls, add an additional yard of fabric per roll to the yardage requirements.

C.O.L. Requirements

Figure 18 sq. ft. of leather (C.O.L.) for each yard shown (i.e., 4.75 x 18 = 85.5 sq. ft.).

Contrasting Upholstery

When contrasting fabric is chosen, price at highest in-grade.

Minimum Fabric/Leather Quantity

Minimum order for fabric is 1 yard. Mini-

mum order for leather is 1 hide (approximately 50 sq. ft).

California TB133 Fire Safety Code

The above seating products can be manufactured using the appropriate flame-retardant materials and fabric selections for compliance to California Technical Bulletin 133. Add "FR" to end of model number and add upcharge. Please contact KI customer service for fabric compliance. Not available with moisture barrier. Nano-TEX treatments can be used when TB133 is required.

Construction

Seat platform constructed of tubular steel and kiln-dried hardwood. Back constructed of kiln-dried hardwood and laminated plywood. Arms constructed of kiln-dried hardwood. Cushioning of multiple densities of polyurethane foam and Dacron fiber.

SPECIAL SERVICES

Special Carton Marking

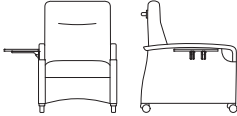
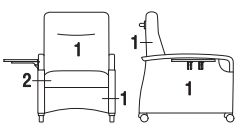
With specially marked information N/C

Shipping

Shipped **assembled freight prepaid f.o.b. High Point, North Carolina 27263** factory. Freight class #250.

Specifications and prices are subject to change without prior notice.

Perth® Recliner

		MODEL NUMBER									
Features	COM	Basic Model	Non-Contrast or Fabric Contrast 1	Fabric Contrast 2	I.V. Pole	Casters	Arm Cap	Magazine Rack	Wood Finish	Lam. Color	
	Left facing	6.5 yd	PR/NC/LFT/LT	□□□□		□□□□	□□□□□□	□□□	□□□	□□□	□□□
	Right facing	6.5 yd	PR/NC/RFT/LT	□□□□		□□□□	□□□□□□	□□□	□□□	□□□	□□□
			PR/FC/LFT/LT	□□□□	□□□□	□□□□	□□□□□□	□□□	□□□	□□□	□□□
	Right facing		PR/FC/RFT/LT	□□□□	□□□□	□□□□	□□□□□□	□□□	□□□	□□□	□□□

PRRL
Recliner (w/ Laminate Side Articulating Tablet) - Non-contrast

PRRL
Recliner (w/ Laminate Side Articulating Tablet) - Contrast

- 1 = Back and arms (Fabric Contrast 1) C.O.M. = 5.75 yd (includes front kick panel below seat and footrest on applicable models)
- 2 = Seat (Fabric Contrast 2) C.O.M. = 1.75 yd
- Optional uph armcap (Fabric Contrast 1) C.O.M. = 1 yd/pair
- Optional magazine rack (Fabric Contrast 1) C.O.M. = .5 yd

A **B** **C** **D** **E** **F** **G** **H** **I**

HOW TO ORDER

Indicate the following information on order form:

1. Quantity of each item.
2. Model number, including options. See "How To Build a Model Number".
3. Any special service required.

Note: • The □ indicates that a choice is required.

- The absence of the □ indicates that no choice is required.
- Alpha-numeric characters in place of □ indicate that no other alternatives are available.

HOW TO BUILD A MODEL NUMBER

- A** Select basic model.
- B** Select non-contrast or fabric contrast 1. Refer to color addendum at ki.com or KI Fabrics & Finishes binder.
- C** Select fabric contrast 2. Refer to color addendum at ki.com or KI Fabrics & Finishes binder.
- D** Select I.V. pole (facing).
 - NS** - No pole
 - LFFIV** - Left facing front; add \$307
 - LRFIV** - Left facing rear; add \$307
 - RFFIV** - Right facing front; add \$307
 - RRFIV** - Right facing rear; add \$307
- E** Select casters.
 - CSTRPB** - Casters & push bar (standard)
 - LEGS** - Legs, no casters or push bar; add \$68

F Select armcaps.

- WAC** - Wood armcaps (pair)
 - PAC** - Black poly (pair); add \$95
 - UAC** - Upholstered (pair); add \$137
- Upholstered armcap fabric will match arm fabric selection

G Select magazine rack.

- NMR** - No rack
 - RFM** - Right side rack; add \$205
 - LFM** - Left side rack; add \$205
- Magazine rack fabric will match arm fabric selection

H Select wood finish color.

Refer to color addendum at ki.com or KI Fabrics & Finishes binder. For Kensington Maple add upcharge.

I Select laminate color.

Refer to color addendum at ki.com or KI Fabrics & Finishes binder.



Approx. Packaged Weight	Grade C.O.M.	Grade C	Grade D	Grade E & C.O.L.	Grade F	Grade G	Grade H	Grade I	Grade J	Grade K	Grade L Leather	Grade M Leather	Moisture Barrier add to list price
155.0#	\$ 2925	\$ 2976	\$ 3054	\$ 3148	\$ 3212	\$ 3339	\$ 3464	\$ 3626	\$ 3944	\$ 4258	\$ 4575	\$ 5210	\$ 137
155.0#	2925	2976	3054	3148	3212	3339	3464	3626	3944	4258	4575	5210	137
155.0#	\$ 3011	\$ 3062	\$ 3139	\$ 3233	\$ 3296	\$ 3425	\$ 3549	\$ 3710	\$ 4027	\$ 4345	\$ 4661	\$ 5295	\$ 137
155.0#	3011	3062	3139	3233	3296	3425	3549	3710	4027	4345	4661	5295	137

INFORMATION

Moisture Barrier \$137
TB133 \$313

Kensington Maple Upcharge

Kensington Maple requires extended lead-times
Model: PR \$32

Options

Additional options may be ordered. Add /xx to the end of the model number and upcharge.

Trendelenberg: /TM and \$170

Catheter attachment (specified as facing chair)

- /LRCA - Left rear - add \$46
- /LFCA - Left front - add \$46
- /RRCA - Right rear - add \$46
- /RFCA - Right front - add \$46

NOTE: If optional I.V. pole is specified, catheter attachment can not be specified in

the same location.

Posey restraints may be done as a special.

C.O.M. Requirements

C.O.M. yardage requirements listed above are based on plain goods 54" wide. If less than 54" wide or fabrics requiring matching (stripes, plaids, prints, large patterns), additional yardage will be needed. Consult C.O.M. matrix on the Ordering C.O.M. and C.O.L. page for additional yardage needed. For C.O.M. fabric sent to KI-High Point on multiple rolls, add an additional yard of fabric per roll to the yardage requirements.

C.O.L. Requirements

Figure 18 sq. ft. of leather (C.O.L.) for each yard shown (i.e., 4.75 x 18 = 85.5 sq. ft.).

Contrasting Upholstery

When contrasting fabric is chosen, price at highest in-grade.

Minimum Fabric/Leather Quantity

Minimum order for fabric is 1 yard. Minimum order for leather is 1 hide (approximately 50 sq. ft).

California TB133 Fire Safety Code

The above seating products can be manufactured using the appropriate flame-retardant materials and fabric selections for compliance to California Technical Bulletin 133. Add "FR" to end of model number and add upcharge. Please contact KI customer service for fabric compliance. Not available with moisture barrier. Nano-Tex treatments can be used when TB133 is required.

Construction

Seat platform constructed of tubular steel and kiln-dried hardwood. Back constructed of kiln-dried hardwood and laminated plywood. Arms constructed of kiln-dried hardwood. Cushioning of multiple densities of polyurethane foam and Dacron fiber.

SPECIAL SERVICES

Special Carton Marking

With specially marked information N/C

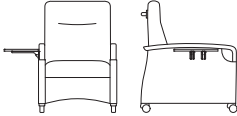
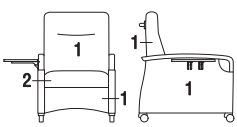
Shipping

Shipped **assembled freight prepaid f.o.b. High Point, North Carolina 27263** factory. Freight class #250.

Specifications and prices are subject to change without prior notice.

Perth®

Recliner

		MODEL NUMBER									
Features	COM	Basic Model	Non-Contrast or Fabric Contrast 1	Fabric Contrast 2	I.V. Pole	Casters	Arm Cap	Magazine Rack	Wood Finish	Veneer Color	
	Left facing	6.5 yd	PR/NC/LFT/VT	□□□□		□□□□	□□□□□□	□□□	□□□	□□□	□□□
	Right facing	6.5 yd	PR/NC/RFT/VT	□□□□		□□□□	□□□□□□	□□□	□□□	□□□	□□□
PRRL Recliner (w/ Veneer Side Articulating Tablet) - Non-contrast											
	Left facing		PR/FC/LFT/VT	□□□□	□□□□	□□□□	□□□□□□	□□□	□□□	□□□	□□□
	Right facing		PR/FC/RFT/VT	□□□□	□□□□	□□□□	□□□□□□	□□□	□□□	□□□	□□□
PRRL Recliner (w/ Veneer Side Articulating Tablet) - Contrast											
<ul style="list-style-type: none"> • 1 = Back and arms (Fabric Contrast 1) C.O.M. = 5.75 yd (includes front kick panel below seat and footrest on applicable models) • 2 = Seat (Fabric Contrast 2) C.O.M. = 1.75 yd <hr/> <ul style="list-style-type: none"> • Optional uph armcap (Fabric Contrast 1) C.O.M. = 1 yd/pair • Optional magazine rack (Fabric Contrast 1) C.O.M. = .5 yd 											
A B C D E F G H I											

HOW TO ORDER

Indicate the following information on order form:

1. Quantity of each item.
2. Model number, including options. See "How To Build a Model Number".
3. Any special service required.

Note: • The □ indicates that a choice is required.

- The absence of the □ indicates that no choice is required.
- Alpha-numeric characters in place of □ indicate that no other alternatives are available.

HOW TO BUILD A MODEL NUMBER

A Select basic model.

B Select non-contrast or fabric contrast 1.
Refer to color addendum at ki.com or KI Fabrics & Finishes binder.

C Select fabric contrast 2.
Refer to color addendum at ki.com or KI Fabrics & Finishes binder.

D Select I.V. pole (facing).
NS - No pole
LFFIV - Left facing front; add \$307
LRFIV - Left facing rear; add \$307
RFFIV - Right facing front; add \$307
RRFIV - Right facing rear; add \$307

E Select casters.
CSTRPB - Casters & push bar (standard)
LEGS - Legs, no casters or push bar; add \$68

F Select armcaps.

WAC - Wood armcaps (pair)
PAC - Black poly (pair); add \$95
UAC - Upholstered (pair); add \$137
 Upholstered armcap fabric will match arm fabric selection

G Select magazine rack.

NMR - No rack
RFM - Right side rack; add \$205
LFM - Left side rack; add \$205
 Magazine rack fabric will match arm fabric selection

H Select wood finish color.

Refer to color addendum at ki.com or KI Fabrics & Finishes binder.
 For Kensington Maple add upcharge.

I Select veneer color.

Refer to color addendum at ki.com or KI Fabrics & Finishes binder.



Approx. Packaged Weight	Grade C.O.M.	Grade C	Grade D	Grade E & C.O.L.	Grade F	Grade G	Grade H	Grade I	Grade J	Grade K	Grade L Leather	Grade M Leather	Moisture Barrier add to list price
155.0#	\$ 2925	\$ 2976	\$ 3054	\$ 3148	\$ 3212	\$ 3339	\$ 3464	\$ 3626	\$ 3944	\$ 4258	\$ 4575	\$ 5210	\$ 137
155.0#	2925	2976	3054	3148	3212	3339	3464	3626	3944	4258	4575	5210	137
155.0#	\$ 3011	\$ 3062	\$ 3139	\$ 3233	\$ 3296	\$ 3425	\$ 3549	\$ 3710	\$ 4027	\$ 4345	\$ 4661	\$ 5295	\$ 137
155.0#	3011	3062	3139	3233	3296	3425	3549	3710	4027	4345	4661	5295	137

INFORMATION

Moisture Barrier \$137
TB133 \$313

Kensington Maple Upcharge
Kensington Maple requires extended lead-times
Model: PR \$32

Options
Additional options may be ordered. Add /xx to the end of the model number and upcharge.

Trendelenberg: /TM and \$170

Catheter attachment (specified as facing chair)

- /LRCA - Left rear - add \$46
- /LFCA - Left front - add \$46
- /RRCA - Right rear - add \$46
- /RFCA - Right front - add \$46

NOTE: If optional I.V. pole is specified, catheter attachment can not be specified in

the same location.

Posey restraints may be done as a special.

C.O.M. Requirements
C.O.M. yardage requirements listed above are based on plain goods 54" wide. If less than 54" wide or fabrics requiring matching (stripes, plaids, prints, large patterns), additional yardage will be needed. Consult C.O.M. matrix on the Ordering C.O.M. and C.O.L. page for additional yardage needed. For C.O.M. fabric sent to KI-High Point on multiple rolls, add an additional yard of fabric per roll to the yardage requirements.

C.O.L. Requirements
Figure 18 sq. ft. of leather (C.O.L.) for each yard shown (i.e., 4.75 x 18 = 85.5 sq. ft.).

Contrasting Upholstery
When contrasting fabric is chosen, price at highest in-grade.

Minimum Fabric/Leather Quantity

Minimum order for fabric is 1 yard. Minimum order for leather is 1 hide (approximately 50 sq. ft).

California TB133 Fire Safety Code
The above seating products can be manufactured using the appropriate flame-retardant materials and fabric selections for compliance to California Technical Bulletin 133. Add "FR" to end of model number and add upcharge. Please contact KI customer service for fabric compliance. Not available with moisture barrier. Nano-Tex treatments can be used when TB133 is required.

Construction
Seat platform constructed of tubular steel and kiln-dried hardwood. Back constructed of kiln-dried hardwood and laminated plywood. Arms constructed of kiln-dried hardwood. Cushioning of multiple densities of polyurethane foam and Dacron fiber.

SPECIAL SERVICES


Special Carton Marking
With specially marked information N/C

Shipping
Shipped **assembled freight prepaid f.o.b. High Point, North Carolina 27263** factory. Freight class #250.

Specifications and prices are subject to change without prior notice.

Perth®

Recliner

	MODEL	Features	COM	MODEL NUMBER						
				Basic Model	Non-Contrast or Fabric Contrast 1	Fabric Contrast 2	Casters	Arm Cap	Wood Finish	
 <p>PRRL</p>	Wallsaver Recliner • 1 = Back and arms (Fabric Contrast 1) C.O.M. = 5.5 yd (includes front kick panel below seat and footrest on applicable models) • 2 = Seat (Fabric Contrast 2) C.O.M. = 1.75 yd ----- • Optional uph armcap (Fabric Contrast 1) C.O.M. = 1 yd/pair	Non-contrast	6.75 yd	PRW/NC	<input type="checkbox"/> <input type="checkbox"/> <input type="checkbox"/> <input type="checkbox"/>		<input type="checkbox"/> <input type="checkbox"/>	<input type="checkbox"/> <input type="checkbox"/>	<input type="checkbox"/> <input type="checkbox"/>	
		Contrast		PRW/FC	<input type="checkbox"/> <input type="checkbox"/> <input type="checkbox"/> <input type="checkbox"/>	<input type="checkbox"/> <input type="checkbox"/> <input type="checkbox"/> <input type="checkbox"/>	<input type="checkbox"/> <input type="checkbox"/>	<input type="checkbox"/> <input type="checkbox"/>	<input type="checkbox"/> <input type="checkbox"/>	
PRRP	PRW Replacement Cover Set - Wallsaver			PRWC	<input type="checkbox"/> <input type="checkbox"/> <input type="checkbox"/> <input type="checkbox"/>					
HRDPT	Replacement Med Caster Kit Includes: • (2) Med caster locking casters • (2) Med caster non-locking casters • (8) Hex nuts, (4) lock washers • (1) Small tube of Loc-Tite			RETRO.MEDCASTER						

A
B
C
D
E
F

HOW TO ORDER

Indicate the following information on order form:

- Quantity of each item.
- Model number, including options. See "How To Build a Model Number".
- Any special service required.

Note: • The indicates that a choice is required.

- The absence of the indicates that no choice is required.
- Alpha-numeric characters in place of indicate that no other alternatives are available.

HOW TO BUILD A MODEL NUMBER

- A** Select basic model.
- B** Select non-contrast or fabric contrast 1. Refer to color addendum at ki.com or KI Fabrics & Finishes binder.
- C** Select fabric contrast 2. Refer to color addendum at ki.com or KI Fabrics & Finishes binder.
- D** Select casters.
 - SFR** - Casters (swivel front/rear locking) & pushbar; add \$340
 - NCST** - No casters or push bar (standard)
 Casters not meant or warranted for patient transport; intended only for moving unoccupied chair for cleaning/housekeeping purposes. Housekeeping-type casters mounted to mechanism not accessible.
- E** Select armcaps.
 - WAC** - Wood armcaps (pair)
 - PAC** - Black poly (pair); add \$95
 - UAC** - Upholstered (pair); add \$137
 Upholstered armcap fabric will match arm fabric selection
- F** Select wood finish color. Refer to color addendum at ki.com or KI Fabrics & Finishes binder. For Kensington Maple add upcharge.

INFORMATION

Moisture Barrier \$137
TB133 \$313

C.O.M. Requirements

C.O.M. yardage requirements listed above are based on plain goods 54" wide. If less than 54" wide or fabrics requiring matching (stripes, plaids, prints, large patterns), additional yardage will be needed. Consult C.O.M. matrix on the Ordering C.O.M. and C.O.L. page for additional yardage needed. For C.O.M. fabric sent to KI-High Point on multiple rolls, add an additional yard of fabric per roll to the yardage requirements.

C.O.L. Requirements

Figure 18 sq. ft. of leather (C.O.L.) for each yard shown (i.e., 4.75 x 18 = 85.5 sq. ft.).

Contrasting Upholstery

When contrasting fabric is chosen, price at highest in-grade.



Approx. Packaged Weight	Delivered Pricing	Grade C.O.M.	Grade C	Grade D	Grade E & C.O.L.	Grade F	Grade G	Grade H	Grade I	Grade J	Grade K	Grade L Leather	Grade M Leather	Moisture Barrier add to list price
150.0#	N/A	\$ 2419	\$ 2461	\$ 2531	\$ 2614	\$ 2668	\$ 2781	\$ 2891	\$ 3030	\$ 3309	\$ 3584	\$ 3860	\$ 4420	\$ 137
150.0#	N/A	2753	2796	2865	2946	3005	3115	3228	3364	3642	3920	4195	4752	137
5.0#	N/A	\$ 485	\$ 512	\$ 557	\$ 611	\$ 650	\$ 722	\$ 800	\$ 891	\$ 1074	\$ 1260	\$ 1447	\$ 1817	\$ 137
7.0#	\$ 229													N/A

Minimum Fabric/Leather Quantity

Minimum order for fabric is 1 yard. Minimum order for leather is 1 hide (approximately 50 sq. ft).

California TB133 Fire Safety Code

The above seating products can be manufactured using the appropriate flame-retardant materials and fabric selections for compliance to California Technical Bulletin 133. Add "FR" to end of model number and add upcharge. Please contact KI customer service for fabric compliance. Not available with moisture barrier. Nano-TEX treatments can be used when TB133 is required.

Construction

Seat platform constructed of tubular steel and kiln-dried hardwood. Back constructed of kiln-dried hardwood and laminated plywood. Arms constructed of kiln-dried hardwood. Cushioning of multiple densities of polyurethane foam and Dacron fiber.

SPECIAL SERVICES

Special Carton Marking

With specially marked information N/C




Shipping

Shipped **assembled freight prepaid f.o.b. High Point, North Carolina 27263** factory. Freight class #250.

Specifications and prices are subject to change without prior notice.

Perth®

Patient Chair

MODEL	Features	COM	MODEL NUMBER							
			Basic Model	Non-Contrast or Fabric Contrast 1	Fabric Contrast 2	Wood Finish	Arm Cap	Fire Code	Moisture Barrier	
 <p>Patient Chair (Open Arm)</p> <ul style="list-style-type: none"> 1 = Back (Fabric Contrast 1) C.O.M. = 2 yd 2 = Seat (Fabric Contrast 2) C.O.M. = 1 yd 	Non-contrast	2.25 yd	POP/NC	□□□□		□□□	□□□	□□□	□□□	
	Contrast		POP/FC	□□□□	□□□□	□□□	□□□	□□□	□□□	
PRPC										
 <p>Patient Chair (Closed Arm)</p> <ul style="list-style-type: none"> 1 = Back and arms (Fabric Contrast 1) C.O.M. = 3.5 yd 2 = Seat (Fabric Contrast 2) C.O.M. = 1 yd 	Non-contrast	3.75 yd	PPP/NC	□□□□		□□□	□□□	□□□	□□□	
	Contrast		PPP/FC	□□□□	□□□□	□□□	□□□	□□□	□□□	
PRPC										
 <p>Ottoman</p>		1 yd	POT	□□□□		□□□		□□□	□□□	
PRPC										

A **B** **C** **D** **E** **F** **G**

HOW TO ORDER

Indicate the following information on order form:

- Quantity of each item.
- Model number, including options. See "How To Build a Model Number".
- Any special service required.

Note: • The indicates that a choice is required.

- The absence of the indicates that no choice is required.
- Alpha-numeric characters in place of indicate that no other alternatives are available.

HOW TO BUILD A MODEL NUMBER

A Select basic model.

B Select non-contrast or fabric contrast 1.
Refer to color addendum at ki.com or KI Fabrics & Finishes binder.

C Select fabric contrast 2.
Refer to color addendum at ki.com or KI Fabrics & Finishes binder.

D Select wood finish color.
Refer to color addendum at ki.com or KI Fabrics & Finishes binder.
For Kensington Maple add upcharge.

E Select arm option.
WAC - Wood armcaps (pair)
PAC - Black poly (pair); add \$131

F Select fire code.
NFR - Compliance to TB 117-2013
FR - Compliance to TB 133
See pricing column for TB133 upcharge.

G Select moisture barrier.

NMB - No moisture barrier

MB - Moisture barrier

See pricing column for moisture barrier upcharge.



Approx. Packaged Weight	Grade C.O.M.	Grade C	Grade D	Grade E & C.O.L.	Grade F	Grade G	Grade H	Grade I	Grade J	Grade K	Grade L Leather	Grade M Leather	TB133 add to list price	Moisture Barrier add to list price
65.0#	\$ 1222	\$ 1240	\$ 1269	\$ 1306	\$ 1372	\$ 1422	\$ 1473	\$ 1535	\$ 1714	\$ 1845	\$ 1978	\$ 2237	\$ 170	\$ 68
65.0#	1278	1298	1329	1364	1428	1479	1529	1591	1771	1901	2031	2294	170	68
65.0#	\$ 1374	\$ 1409	\$ 1460	\$ 1524	\$ 1615	\$ 1702	\$ 1791	\$ 1901	\$ 2188	\$ 2415	\$ 2642	\$ 3095	\$ 237	\$ 102
65.0#	1430	1464	1516	1583	1673	1760	1848	1956	2246	2473	2698	3152	237	102
20.0#	\$ 561	\$ 571	\$ 585	\$ 599	\$ 612	\$ 638	\$ 661	\$ 708	\$ 767	\$ 825	\$ 886	\$ 1004	\$ 68	\$ 48

KENSINGTON MAPLE UPCHARGE

Kensington Maple requires extended leadtimes.

Model	
POP/NC	\$49
POP/FC	\$49
PPP/NC	\$49
PPP/FC	\$49
POX/NC	\$49
POX/FC	\$49
PPX/NC	\$49
PPX/FC	\$49
POT	\$32

INFORMATION

C.O.M. Requirements

C.O.M. yardage requirements listed above are based on plain goods 54" wide. If less than 54" wide or fabrics requiring matching (stripes, plaids, prints, large patterns), additional yardage will be needed. Consult C.O.M. matrix on the Ordering C.O.M. and C.O.L. page for additional yardage needed. For C.O.M. fabric sent to KI-High Point on multiple rolls, add an additional yard of fabric per roll to the yardage requirements.

C.O.L. Requirements

Figure 18 sq. ft. of leather (C.O.L.) for each yard shown (i.e., 4.75 x 18 = 85.5 sq. ft.).

Contrasting Upholstery

When contrasting fabric is chosen, price at highest in-grade.

Minimum Fabric/Leather Quantity

Minimum order for fabric is 1 yard. Minimum order for leather is 1 hide (approx-

mately 50 sq. ft.).

Moisture Barrier

Moisture barrier is applied underneath the fabric cover as a means of protecting the foam. Not available with TB133.

California TB133 Fire Safety Code

The above seating products can be manufactured using the appropriate flame-retardant materials and fabric selections for compliance to California Technical Bulletin 133. Please contact KI customer service for fabric compliance. Not available with moisture barrier.

Construction

Seat frame constructed of welded structural steel. Back constructed from formed laminated plywood. Arms constructed of kiln-dried hardwood. Cushioning of multiple densities of polyurethane foam and Dacron fiber.

SPECIAL SERVICES

Special Carton Marking

With specially marked information N/C



Shipping

Shipped **assembled unless replacement parts which ship k.d. freight prepaid High Point, North Carolina 27263** factory. Freight class #250.

Specifications and prices are subject to change without prior notice.

Perth®

Patient Chair

MODEL	Features	COM	MODEL NUMBER							
			Basic Model	Non-Contrast or Fabric Contrast 1	Fabric Contrast 2	Wood Finish	Arm Cap	Fire Code	Moisture Barrier	
 PMPC Motion Patient Chair (Open Arm) • 1 = Back (Fabric Contrast 1) C.O.M. = 1.75 yd • 2 = Seat (Fabric Contrast 2) C.O.M. = 1 yd	Non-contrast	2.5 yd	POX/NC	□□□□		□□□	□□□	□□□	□□□	
	Contrast		POX/FC	□□□□	□□□□	□□□	□□□	□□□	□□□	
 PMPC Motion Patient Chair (Closed Arm) • 1 = Back and arms (Fabric Contrast 1) C.O.M. = 3.25 yd • 2 = Seat (Fabric Contrast 2) C.O.M. = 1 yd	Non-contrast	4 yd	PPX/NC	□□□□		□□□	□□□	□□□	□□□	
	Contrast		PPX/FC	□□□□	□□□□	□□□	□□□	□□□	□□□	
				A	B	C	D	E	F	G

HOW TO ORDER

Indicate the following information on order form:

- Quantity of each item.
- Model number, including options. See "How To Build a Model Number".
- Any special service required.

Note: • The indicates that a choice is required.

- The absence of the indicates that no choice is required.
- Alpha-numeric characters in place of indicate that no other alternatives are available.

HOW TO BUILD A MODEL NUMBER

- A** Select basic model.

NMB	- No moisture barrier
MB	- Moisture barrier

 See pricing column for moisture barrier upcharge.
- B** Select non-contrast or fabric contrast 1.
Refer to color addendum at ki.com or KI Fabrics & Finishes binder.
- C** Select fabric contrast 2.
Refer to color addendum at ki.com or KI Fabrics & Finishes binder.
- D** Select wood finish color.
Refer to color addendum at ki.com or KI Fabrics & Finishes binder.
For Kensington Maple add upcharge.
- E** Select arm option.

WAC	- Wood armcaps (pair)
PAC	- Black poly (pair); add \$131
- F** Select fire code.

NFR	- Compliance to TB 117-2013
FR	- Compliance to TB 133

 See pricing column for TB133 upcharge.
- G** Select moisture barrier.

KENSINGTON MAPLE UPCHARGE

Kensington Maple requires extended leadtimes.

Model	Price
POP/NC	\$49
POP/FC	\$49
PPP/NC	\$49
PPP/FC	\$49
POX/NC	\$49
POX/FC	\$49
PPX/NC	\$49
PPX/FC	\$49
POT	\$32



Approx. Packaged Weight	Grade C.O.M.	Grade C	Grade D	Grade E & C.O.L.	Grade F	Grade G	Grade H	Grade I	Grade J	Grade K	Grade L Leather	Grade M Leather	TB133 add to list price	Moisture Barrier add to list price
65.0#	\$ 1834	\$ 1853	\$ 1891	\$ 1925	\$ 2027	\$ 2082	\$ 2137	\$ 2202	\$ 2402	\$ 2539	\$ 2675	\$ 2949	\$ 170	\$ 102
65.0#	1893	1909	1946	1983	2085	2141	2193	2261	2459	2596	2734	3008	170	102
65.0#	\$ 2080	\$ 2109	\$ 2161	\$ 2223	\$ 2362	\$ 2415	\$ 2530	\$ 2636	\$ 2931	\$ 3148	\$ 3363	\$ 3798	\$ 237	\$ 102
65.0#	2138	2166	2220	2277	2418	2473	2586	2692	2987	3203	3420	3855	237	102

INFORMATION

C.O.M. Requirements

C.O.M. yardage requirements listed above are based on plain goods 54" wide. If less than 54" wide or fabrics requiring matching (stripes, plaids, prints, large patterns), additional yardage will be needed. Consult C.O.M. matrix on the Ordering C.O.M. and C.O.L. page for additional yardage needed. For C.O.M. fabric sent to KI-High Point on multiple rolls, add an additional yard of fabric per roll to the yardage requirements.

C.O.L. Requirements

Figure 18 sq. ft. of leather (C.O.L.) for each yard shown (i.e., 4.75 x 18 = 85.5 sq. ft.).

Contrasting Upholstery

When contrasting fabric is chosen, price at highest in-grade.

Minimum Fabric/Leather Quantity

Minimum order for fabric is 1 yard. Minimum order for leather is 1 hide (approx-

mately 50 sq. ft).

Moisture Barrier

Moisture barrier is applied underneath the fabric cover as a means of protecting the foam. Not available with TB133.

California TB133 Fire Safety Code

The above seating products can be manufactured using the appropriate flame-retardant materials and fabric selections for compliance to California Technical Bulletin 133. Please contact KI customer service for fabric compliance. Not available with moisture barrier.

Construction

Models POP & PPP fixed backs are formed of cross-laminated wood veneer. The motion of models POX & PPX is achieved with a spring steel system cantilevered off a steel understructure. All models use arms constructed from kiln-dried hardwood. Arms are field replaceable, but closed arm models require normal upholstery skills to

recover. Cushioning of multiple densities of polyurethane foam and Dacron fiber.

SPECIAL SERVICES

Special Carton Marking

With specially marked information N/C

Shipping

Shipped **assembled unless replacement parts which ship k.d. freight prepaid High Point, North Carolina 27263** factory. Freight class #250.

Specifications and prices are subject to change without prior notice.

Perth®

Patient Chair Replacement Parts

	MODEL	Features	COM	MODEL NUMBER					Approx. Packaged Weight
				Basic Model	Non-Contrast or Fabric Contrast 1	Fabric Contrast 2	Fire Code	Moisture Barrier	
PRPC	Patient Chair Replacement Back and Seat Cover Set (Open Arm) • 1 = Back (Fabric Contrast 1) C.O.M. = 1.25 yd • 2 = Seat (Fabric Contrast 2) C.O.M. = 1 yd	Non-contrast	2.25 yd	POPC/NC	□□□□		□□□	□□□	10.0#
		Contrast		POPC/FC	□□□□	□□□□	□□□	□□□	10.0#
PRPC	Patient Chair Replacement Back and Seat Cover Set (Closed Arm) • 1 = Back (Fabric Contrast 1) C.O.M. = 1.75 yd • 2 = Seat (Fabric Contrast 2) C.O.M. = 1 yd	Non-contrast	2.25 yd	PPPC/NC	□□□□		□□□	□□□	15.0#
		Contrast		PPPC/FC	□□□□	□□□□	□□□	□□□	15.0#
PMPC	Motion Patient Chair Replacement Back and Seat Cover Set (Open Arm) • 1 = Back (Fabric Contrast 1) C.O.M. = 1.75 yd • 2 = Seat (Fabric Contrast 2) C.O.M. = 1 yd	Non-contrast	2.25 yd	POXC/NC	□□□□		□□□	□□□	10.0#
		Contrast		POXC/FC	□□□□	□□□□	□□□	□□□	10.0#
PMPC	Motion Patient Chair Replacement Back and Seat Cover Set (Closed Arm) • 1 = Back (Fabric Contrast 1) C.O.M. = 1.75 yd • 2 = Seat (Fabric Contrast 2) C.O.M. = 1 yd	Non-contrast	2.25 yd	PPXC/NC	□□□□		□□□	□□□	15.0#
		Contrast		PPXC/FC	□□□□	□□□□	□□□	□□□	15.0#

A

B

C

D

E

HOW TO ORDER

Indicate the following information on order form:

- Quantity of each item.
- Model number, including options. See "How To Build a Model Number".
- Any special service required.

Note: • The indicates that a choice is required.

- The absence of the indicates that no choice is required.
- Alpha-numeric characters in place of indicate that no other alternatives are available.

HOW TO BUILD A MODEL NUMBER

- A** Select basic model.
- B** Select non-contrast or fabric contrast 1.
Refer to color addendum at ki.com or KI Fabrics & Finishes binder.
- C** Select fabric contrast 2.
Refer to color addendum at ki.com or KI Fabrics & Finishes binder.
- D** Select fire code.
NFR - Compliance to TB 117-2013
FR - Compliance to TB 133
See pricing column for TB133 upcharge.
- E** Select moisture barrier.
NMB - No moisture barrier
MB - Moisture barrier
See pricing column for moisture barrier upcharge.

INFORMATION

C.O.M. Requirements

C.O.M. yardage requirements listed above are based on plain goods 54" wide. If less than 54" wide or fabrics requiring matching (stripes, plaids, prints, large patterns), additional yardage will be needed. Consult C.O.M. matrix on the Ordering C.O.M. and C.O.L. page for additional yardage needed. For C.O.M. fabric sent to KI-High Point on multiple rolls, add an additional yard of fabric per roll to the yardage requirements.

C.O.L. Requirements

Figure 18 sq. ft. of leather (C.O.L.) for each yard shown (i.e., 4.75 x 18 = 85.5 sq. ft.).

Contrasting Upholstery

When contrasting fabric is chosen, price at highest in-grade.

Moisture Barrier

Moisture barrier is applied underneath the fabric cover as a means of protecting the



Grade C.O.M.	Grade C	Grade D	Grade E & C.O.L.	Grade F	Grade G	Grade H	Grade I	Grade J	Grade K	Grade L Leather	Grade M Leather	TB133 add to list price	Moisture Barrier add to list price
\$ 650	\$ 693	\$ 720	\$ 757	\$ 790	\$ 834	\$ 879	\$ 921	\$ 963	\$ 1002	\$ 1064	\$ 1120	\$ 170	\$ 68
706	749	777	814	848	891	934	980	1020	1060	1120	1177	170	68
\$ 650	\$ 693	\$ 720	\$ 757	\$ 790	\$ 834	\$ 879	\$ 921	\$ 963	\$ 1002	\$ 1064	\$ 1120	\$ 170	\$ 68
706	749	777	814	848	891	934	980	1020	1060	1120	1177	170	68
\$ 650	\$ 693	\$ 720	\$ 757	\$ 790	\$ 834	\$ 879	\$ 921	\$ 963	\$ 1002	\$ 1064	\$ 1120	\$ 170	\$ 68
706	749	777	814	848	891	934	980	1020	1060	1120	1177	170	68
\$ 650	\$ 693	\$ 720	\$ 757	\$ 790	\$ 834	\$ 879	\$ 921	\$ 963	\$ 1002	\$ 1064	\$ 1120	\$ 170	\$ 68
706	749	777	814	848	891	934	980	1020	1060	1120	1177	170	68

foam. Not available with TB133.

California TB133 Fire Safety Code

The above seating products can be manufactured using the appropriate flame-retardant materials and fabric selections for compliance to California Technical Bulletin 133. Please contact KI customer service for fabric compliance. Not available with moisture barrier.

SPECIAL SERVICES

Special Carton Marking

With specially marked information N/C

Shipping

Shipped **assembled unless replacement parts which ship k.d. freight prepaid High Point, North Carolina 27263** factory. Freight class #250.

Specifications and prices are subject to change without prior notice.

Perth®

Bariatric



PRBS

MODEL	Features	COM	MODEL NUMBER						
			Basic Model	Non-Contrast or Fabric Contrast 1	Fabric Contrast 2	Wood Finish	Arm Cap	Fire Code	Moisture Barrier
Bariatric Chair (Open Arm) • 1 = Back (Fabric Contrast 1) C.O.M. = 2.25 yd • 2 = Seat (Fabric Contrast 2) C.O.M. = 1 yd	Non-contrast	3.25 yd	POCL/NC	□□□□		□□□	□□□	□□□	□□□
	Contrast		POCL/FC	□□□□	□□□□	□□□	□□□	□□□	□□□

A **B** **C** **D** **E** **F** **G**

HOW TO ORDER

Indicate the following information on order form:

- Quantity of each item.
- Model number, including options. See "How To Build a Model Number".
- Any special service required.

Note: • The □ indicates that a choice is required.

- The absence of the □ indicates that no choice is required.
- Alpha-numeric characters in place of □ indicate that no other alternatives are available.

HOW TO BUILD A MODEL NUMBER

- A** Select basic model.
- B** Select non-contrast or fabric contrast 1.
Refer to color addendum at ki.com or KI Fabrics & Finishes binder.
- C** Select fabric contrast 2.
Refer to color addendum at ki.com or KI Fabrics & Finishes binder.
- D** Select wood finish color.
Refer to color addendum at ki.com or KI Fabrics & Finishes binder.
For Kensington Maple add upcharge.
- E** Select arm option.

WAC	- Wood armcaps (pair)
PAC	- Black poly; add \$131
- F** Select fire code.

NFR	- Compliance to TB 117-2013
FR	- Compliance to TB 133

 See pricing column for TB133 upcharge.
- G** Select moisture barrier.

NMB	- No moisture barrier
MB	- Moisture barrier

 See pricing column for moisture barrier upcharge.

KENSINGTON MAPLE UPCHARGE

Kensington Maple requires extended leadtimes.
 Model
 POCL/NC \$49
 POCL/FC \$49



Approx. Packaged Weight	Grade C.O.M.	Grade C	Grade D	Grade E & C.O.L.	Grade F	Grade G	Grade H	Grade I	Grade J	Grade K	Grade L Leather	Grade M Leather	TB133 add to list price	Moisture Barrier add to list price
65.0#	\$ 1703	\$ 1730	\$ 1778	\$ 1819	\$ 1853	\$ 1913	\$ 1984	\$ 2072	\$ 2228	\$ 2399	\$ 2554	\$ 2881	\$ 220	\$ 174
65.0#	1761	1787	1835	1876	1909	1971	2040	2127	2284	2453	2612	2938	220	174

INFORMATION

C.O.M. Requirements

C.O.M. yardage requirements listed above are based on plain goods 54" wide. If less than 54" wide or fabrics requiring matching (stripes, plaids, prints, large patterns), additional yardage will be needed. Consult C.O.M. matrix on the Ordering C.O.M. and C.O.L. page for additional yardage needed. For C.O.M. fabric sent to KI-High Point on multiple rolls, add an additional yard of fabric per roll to the yardage requirements.

C.O.L. Requirements

Figure 18 sq. ft. of leather (C.O.L.) for each yard shown (i.e., 4.75 x 18 = 85.5 sq. ft.).

Contrasting Upholstery

When contrasting fabric is chosen, price at highest in-grade.

Minimum Fabric/Leather Quantity

Minimum order for fabric is 1 yard. Minimum order for leather is 1 hide (approx-

mately 50 sq. ft).

Moisture Barrier

Moisture barrier is applied underneath the fabric cover as a means of protecting the foam. Not available with TB133.

California TB133 Fire Safety Code

The above seating products can be manufactured using the appropriate flame-retardant materials and fabric selections for compliance to California Technical Bulletin 133. Please contact KI customer service for fabric compliance. Not available with moisture barrier.

Construction

BARIATRIC UNITS ARE CYCLE TESTED TO EXCEED ANSI/BIFMA STANDARDS TO SAFELY ACCOMMODATE A PERSON WEIGHING UP TO 750 POUNDS.

Seat frame constructed of welded structural steel. Back constructed from formed laminated plywood. Cushioning for seats and

backs are multiple densities of polyurethane foam wrapped with 1" high resilient polyurethane foam. Exposed wood for Perth® is hardwood. Field recoverable seats and backs.

SPECIAL SERVICES

Special Carton Marking

With specially marked information N/C


Shipping

Shipped assembled unless replacement parts which ship k.d. freight prepaid High Point, North Carolina 27263 factory. Freight class #250.

Specifications and prices are subject to change without prior notice.

Perth®

Glider

MODEL	Features	COM	MODEL NUMBER							
			Basic Model	Non-Contrast or Fabric Contrast 1	Fabric Contrast 2	Arm Cap	Wood Finish	Fire Code	Moisture Barrier	
 PRGL	Glider (Closed Arm) • 1 = Back and arms (Fabric Contrast 1) C.O.M. = 3.25 yd • 2 = Seat (Fabric Contrast 2) C.O.M. = 1.75 yd	Non-contrast 4 yd	PG/NC	□□□□			□□□	□□□	□□□	□□□
		Contrast	PG/FC	□□□□	□□□□	□□□	□□□	□□□	□□□	
PRRP	Replacement Cover Set • 1 = Back & arms (Fabric Contrast 1) C.O.M. = 2.5 yd • 2 = Seat (Fabric Contrast 2) C.O.M. = 1 yd	Non-contrast 2.75 yd	PGC/NC	□□□□				□□□	□□□	
		Contrast	PGC/FC	□□□□	□□□□			□□□	□□□	

A **B** **C** **D** **E** **F** **G**

HOW TO ORDER

Indicate the following information on order form:

- Quantity of each item.
- Model number, including options. See "How To Build a Model Number".
- Any special service required.

Note: • The indicates that a choice is required.

- The absence of the indicates that no choice is required.
- Alpha-numeric characters in place of indicate that no other alternatives are available.

HOW TO BUILD A MODEL NUMBER

- A** Select basic model.
- B** Select non-contrast or fabric contrast 1.
Refer to color addendum at ki.com or KI Fabrics & Finishes binder.
- C** Select fabric contrast 2.
Refer to color addendum at ki.com or KI Fabrics & Finishes binder.
- D** Select arm option.

WAC	- Wood (standard)
PAC	- Black poly (pair); add \$65
- E** Select wood finish color.
Refer to color addendum at ki.com or KI Fabrics & Finishes binder.
For Kensington Maple add upcharge.
- F** Select fire code.

NFR	- Compliance to TB 117-2013
FR	- Compliance to TB 133

 See pricing column for TB133 upcharge.

G Select moisture barrier.

- | | |
|------------|-----------------------|
| NMB | - No moisture barrier |
| MB | - Moisture barrier |
- See pricing column for moisture barrier upcharge.



Approx. Packaged Weight	Grade C.O.M.	Grade C	Grade D	Grade E & C.O.L.	Grade F	Grade G	Grade H	Grade I	Grade J	Grade K	Grade L Leather	Grade M Leather	TB133 add to list price	Moisture Barrier add to list price
90.0#	\$ 1698	\$ 1870	\$ 1926	\$ 1984	\$ 2020	\$ 2096	\$ 2338	\$ 2439	\$ 2643	\$ 2843	\$ 3193	\$ 3616	\$ 237	\$ 102
90.0#	1783	1954	2011	2069	2105	2181	2424	2525	2723	2929	3281	3702	237	102
5.0#	\$ 650	\$ 693	\$ 720	\$ 757	\$ 790	\$ 834	\$ 879	\$ 921	\$ 963	\$ 1002	\$ 1064	\$ 1120	\$ 237	\$ 102
5.0#	737	777	808	843	876	920	963	1006	1049	1086	1151	1204	237	102

KENSINGTON MAPLE UPCHARGE

Kensington Maple requires extended leadtimes.

Model	
PG/NC	\$48
PG/FC	\$48

INFORMATION

C.O.M. Requirements
C.O.M. yardage requirements listed above are based on plain goods 54" wide. If less than 54" wide or fabrics requiring matching (stripes, plaids, prints, large patterns), additional yardage will be needed. Consult C.O.M. matrix on the Ordering C.O.M. and C.O.L. page for additional yardage needed. For C.O.M. fabric sent to KI-High Point on multiple rolls, add an additional yard of fabric per roll to the yardage requirements.

C.O.L. Requirements
Figure 18 sq. ft. of leather (C.O.L.) for each yard shown (i.e., 4.75 x 18 = 85.5 sq. ft.).

Contrasting Upholstery
When contrasting fabric is chosen, price at highest in-grade.

Minimum Fabric/Leather Quantity
Minimum order for fabric is 1 yard. Minimum order for leather is 1 hide (approx-

mately 50 sq. ft).

Moisture Barrier
Moisture barrier is applied underneath the fabric cover as a means of protecting the foam.

California TB133 Fire Safety Code
The above seating products can be manufactured using the appropriate flame-retardant materials and fabric selections for compliance to California Technical Bulletin 133. Please contact KI customer service for fabric compliance. Not available with moisture barrier.

Construction
Seat frame constructed of welded structural steel. Back kiln-dried hardwood. Exposed wood of kiln-dried hardwood. The glide motion is suspended on 8 ball bearings. Cushioning of multiple densities of polyurethane foam and Dacron fiber.

SPECIAL SERVICES

Special Carton Marking
With specially marked information N/C

Shipping
Shipped assembled unless replacement parts which ship k.d. freight prepaid High Point, North Carolina 27263 factory. Freight class #250.

Specifications and prices are subject to change without prior notice.

Perth® II

General Information

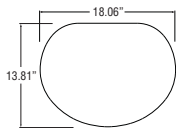


Perth® II Recliner

Dimensions

Overall width	30"
Overall depth	34"
Overall height	48"
Seat width	24"
Seat depth	20"
Seat height from floor	21-1/2"
Seat height from footrest	18"
Arm height at front of arm (highest point)	28-1/2"

Tablet Arm Option



Side-Mounted Articulating
Tablet

SPECIFICATIONS

Complimentary Furniture

The following lounge collections offer complimentary furniture that creates continuity and a cohesive look throughout a facility. These complimentary pieces can be found in other sections of the price list.

PERTH HEALTHCARE SEATING - Perth Multiple Seating, Guest Seating, LaResta Day Bed (FDS/PE)

UPHOLSTERY INFORMATION

C.O.M. Fabric

For C.O.M. fabric sent to KI-High Point on multiple rolls, add an additional yard of fabric per roll to the yardage requirement. Multiple rolls have shorter pieces of fabric on them and do not allow nesting and stacking of the fabric to achieve the best yield as is done with one large roll. This results in yardage shortages and requests for addition-

al fabric from the client, which can hold up the order. For each roll that is sent, one yard needs to be added and needs to be added to one of the rolls, not separately.

Fabric Disclaimer

Fabric will be applied as swatched by the fabric manufacturer. Fabric that is required to be applied differently than is swatched will need a Special Cost Request written specifying the direction the fabric is to be applied. The posted standard lead time will apply to the Special Cost Request.

FINISH INFORMATION

SPECIAL FINISH MATCHES

KI can match special finish requests at an upcharge of \$68 List per item, up to 12 or a maximum charge of \$818 List per order per color. Special finish requests must be sent to your KI customer service representative.

Upon receipt from KI, the finishing department will prepare a "strike-off" which will be sent to the customer for approval.

The approval form accompanying the strike-off should be faxed to your KI customer service representative. Upon receipt of the signed approval form, KI will proceed with the order. Disapproved samples may be sent back to KI directly with an explanation of disapproval. A Special Finish Number (SFN) will be assigned to this finish sample for future reference or reorders



INFORMATION

Warranty

Refer to KI Terms & Conditions document
or visit ki.com



Grade C.O.M.	Grade C	Grade D	Grade E & C.O.L.	Grade F	Grade G	Grade H	Grade I	Grade J	Grade K	Grade L Leather	Grade M Leather
\$ 4718	\$ 4959	\$ 5020	\$ 5097	\$ 5146	\$ 5247	\$ 5348	\$ 5474	\$ 5727	\$ 5979	\$ 6228	\$ 6732
4807	5046	5107	5185	5233	5335	5433	5561	5812	6064	6316	6820

Minimum order for fabric is 1 yard. Minimum order for leather is 1 hide (approximately 50 sq. ft).

Construction

Wood armcaps constructed of kiln-dried hardwood. Recliner mechanism constructed of flat and tubular steel bolted to wood arms at 16 locations. Ottoman mechanism constructed of 14-gauge steel mounted to chair frame. Back shell is 1" hardwood plywood (7 ply), glued and stapled. Seat shell is 1" hardwood plywood (7 ply). Cushioning of multiple densities of polyurethane foam. Seat and back are field replaceable. Ottoman is field replaceable. Soft touch ottoman release and push/pull handles. 5" sealed casters engaged with a foot-actuated central locking/braking caster system.

KENSINGTON MAPLE UPCHARGE

Kensington Maple requires extended leadtimes.

Model Perth II Recliner ; add \$24

SPECIAL SERVICES

Special Carton Marking

With specially marked information N/C

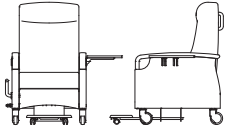
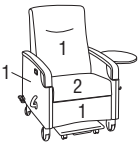
Shipping

Shipped **assembled freight prepaid f.o.b. High Point, North Carolina 27263** factory. Freight class #250.

Specifications and prices are subject to change without prior notice.

Perth® II

Recliner

Features	COM	MODEL NUMBER											
		Basic Model	Non-Contrast or Fabric Contrast 1	Fabric Contrast 2	I.V. Pole	Catheter Attachment	Magazine Pouch	Arm Cap	Wood Finish	Laminate Color			
 <p>PRRL2 Recliner (w/ Laminate Side Articulating Tablet) - Non-contrast</p>	Right facing	5.5 yd	PRII/NC/RFT/LT	<input type="checkbox"/> <input type="checkbox"/> <input type="checkbox"/> <input type="checkbox"/>		<input type="checkbox"/> <input type="checkbox"/> <input type="checkbox"/>	<input type="checkbox"/> <input type="checkbox"/> <input type="checkbox"/>	<input type="checkbox"/> <input type="checkbox"/> <input type="checkbox"/>	<input type="checkbox"/> <input type="checkbox"/> <input type="checkbox"/>	<input type="checkbox"/> <input type="checkbox"/> <input type="checkbox"/>	<input type="checkbox"/> <input type="checkbox"/> <input type="checkbox"/>		
 <p>PRRL2 Recliner (w/ Laminate Side Articulating Tablet) - Contrast</p> <ul style="list-style-type: none"> 1 = Back, arms and footrest (Fabric Contrast 1) C.O.M. = 4.5 yd 2 = Seat (Fabric Contrast 2) C.O.M. = 1.75 yd <hr/> <ul style="list-style-type: none"> Optional magazine pouch (Fabric Contrast 1) C.O.M. = .5 yd 	Right facing		PRII/FC/RFT/LT	<input type="checkbox"/> <input type="checkbox"/> <input type="checkbox"/> <input type="checkbox"/>	<input type="checkbox"/> <input type="checkbox"/> <input type="checkbox"/> <input type="checkbox"/>	<input type="checkbox"/> <input type="checkbox"/> <input type="checkbox"/>	<input type="checkbox"/> <input type="checkbox"/> <input type="checkbox"/>	<input type="checkbox"/> <input type="checkbox"/> <input type="checkbox"/>	<input type="checkbox"/> <input type="checkbox"/> <input type="checkbox"/>	<input type="checkbox"/> <input type="checkbox"/> <input type="checkbox"/>	<input type="checkbox"/> <input type="checkbox"/> <input type="checkbox"/>		

A B C D E F G H I

HOW TO ORDER

Indicate the following information on order form:

- Quantity of each item.
- Model number, including options. See "How To Build a Model Number".
- Any special service required.

Note: • The indicates that a choice is required.

- The absence of the indicates that no choice is required.
- Alpha-numeric characters in place of indicate that no other alternatives are available.

HOW TO BUILD A MODEL NUMBER

- A** Select basic model.
- B** Select non-contrast or fabric contrast 1. Refer to color addendum at ki.com or KI Fabrics & Finishes binder.
- C** Select fabric contrast 2. Refer to color addendum at ki.com or KI Fabrics & Finishes binder.
- D** Select I.V. pole (facing).
 - NS** - No pole
 - LRFIV** - Left facing rear; add \$321
 - RFFIV** - Right facing front; add \$321
 - RRFIV** - Right facing rear; add \$321
 Left front facing not available with side tablet.
 If optional magazine pouch is specified, only Left-facing-rear (LRFIV) or No pole (NS) can be specified.
- E** Select catheter bag attachment hook (facing).
 - NCA** - No catheter attachment
 - LRCA** - Left facing rear; add \$54
 - RFCA** - Right facing front; add \$54
 - RRCA** - Right facing rear; add \$54
 Left front facing not available with side tablet. If optional I.V. pole is specified, catheter attachment can not be specified in the same location.
- F** Select magazine pouch.
 - NMR** - No magazine pouch
 - RFP** - Right side pouch (requires add'l fabric; matches arm); add \$205
 Magazine pouch fabric will match arm fabric selection
- G** Select armcaps.
 - WAC** - Wood armcaps (pair)
 - PAC** - Black poly (pair); add \$182
- H** Select wood finish color. Refer to color addendum at ki.com or KI

Fabrics & Finishes binder.

- I** Select laminate color. Refer to color addendum at ki.com or KI Fabrics & Finishes binder.

Left facing = right-handed when seated
 Right facing = left-handed when seated



Approx. Packaged Weight	Grade C.O.M.	Grade C	Grade D	Grade E & C.O.L.	Grade F	Grade G	Grade H	Grade I	Grade J	Grade K	Grade L Leather	Grade M Leather
155.0#	\$ 5150	\$ 5389	\$ 5452	\$ 5528	\$ 5577	\$ 5679	\$ 5777	\$ 5904	\$ 6156	\$ 6407	\$ 6659	\$ 7163
155.0#	\$ 5237	\$ 5475	\$ 5537	\$ 5615	\$ 5663	\$ 5765	\$ 5864	\$ 5990	\$ 6243	\$ 6494	\$ 6747	\$ 7248

INFORMATION

Moisture Barrier \$143

C.O.M. Requirements

C.O.M. yardage requirements listed above are based on plain goods 54" wide. If less than 54" wide or fabrics requiring matching (stripes, plaids, prints, large patterns), additional yardage will be needed. Consult C.O.M. matrix on the Ordering C.O.M. and C.O.L. page for additional yardage needed. For C.O.M. fabric sent to KI-High Point on multiple rolls, add an additional yard of fabric per roll to the yardage requirements.

C.O.L. Requirements

Figure 18 sq. ft. of leather (C.O.L.) for each yard shown (i.e., 4.75 x 18 = 85.5 sq. ft.).

Contrasting Upholstery

When contrasting fabric is chosen, price at highest in-grade.

Minimum Fabric/Leather Quantity

Minimum order for fabric is 1 yard. Minimum order for leather is 1 hide (approximately 50 sq. ft).

Construction

Wood armcaps constructed of kiln-dried hardwood. Recliner mechanism constructed of flat and tubular steel bolted to wood arms at 16 locations. Ottoman mechanism constructed of 14-gauge steel mounted to chair frame. Back shell is 1" hardwood plywood (7 ply), glued and stapled. Seat shell is 1" hardwood plywood (7 ply). Cushioning of multiple densities of polyurethane foam. Seat and back are field replaceable. Ottoman is field replaceable. Soft touch ottoman release and push/pull handles. 5" sealed casters engaged with a foot-actuated central locking/braking caster system.

KENSINGTON MAPLE UPCHARGE

Kensington Maple requires extended leadtimes.

Model Perth II Recliner ; add \$24

SPECIAL SERVICES

Special Carton Marking

With specially marked information N/C

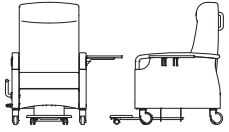
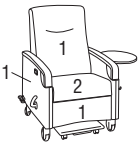
Shipping

Shipped **assembled freight prepaid f.o.b. High Point, North Carolina 27263** factory. Freight class #250.

Specifications and prices are subject to change without prior notice.

Perth® II

Recliner

		MODEL NUMBER									
Features	COM	Basic Model	Non-Contrast or Fabric Contrast 1	Fabric Contrast 2	I.V. Pole	Catheter Attachment	Magazine Pouch	Arm Cap	Wood Finish	Veneer Color	
 <p>PRRL2 Recliner (w/ Veneer Side Articulating Tablet) - Non-contrast</p>	Right facing	5.5 yd	PRII/NC/RFT/VT	□□□□		□□□	□□□	□□□	□□□	□□□	
 <p>PRRL2 Recliner (w/ Veneer Side Articulating Tablet) - Contrast</p> <ul style="list-style-type: none"> 1 = Back, arms and footrest (Fabric Contrast 1) C.O.M. = 4.5 yd 2 = Seat (Fabric Contrast 2) C.O.M. = 1.75 yd <hr/> <ul style="list-style-type: none"> Optional magazine pouch (Fabric Contrast 1) C.O.M. = .5 yd 	Right facing		PRII/FC/RFT/VT	□□□□	□□□□	□□□	□□□	□□□	□□□	□□□	

A B C D E F G H I

HOW TO ORDER

Indicate the following information on order form:

- Quantity of each item.
- Model number, including options. See "How To Build a Model Number".
- Any special service required.

Note: • The □ indicates that a choice is required.

- The absence of the □ indicates that no choice is required.
- Alpha-numeric characters in place of □ indicate that no other alternatives are available.

HOW TO BUILD A MODEL NUMBER

- A** Select basic model.
- B** Select non-contrast or fabric contrast 1. Refer to color addendum at ki.com or KI Fabrics & Finishes binder.
- C** Select fabric contrast 2. Refer to color addendum at ki.com or KI Fabrics & Finishes binder.
- D** Select I.V. pole (facing).
 - NS** - No pole
 - LRFIV** - Left facing rear; add \$321
 - RFFIV** - Right facing front; add \$321
 - RRFIV** - Right facing rear; add \$321
 Left front facing not available with side tablet.
 If optional magazine pouch is specified, only Left-facing-rear (LRFIV) or No pole (NS) can be specified.
- E** Select catheter bag attachment hook (facing).
 - NCA** - No catheter attachment
 - LRCA** - Left facing rear; add \$54
 - RFCA** - Right facing front; add \$54
 - RRCA** - Right facing rear; add \$54
 Left front facing not available with side tablet. If optional I.V. pole is specified, catheter attachment can not be specified in the same location.
- F** Select magazine pouch.
 - NMR** - No magazine pouch
 - RFP** - Right side pouch (requires add'l fabric; matches arm); add \$205
 Magazine pouch fabric will match arm fabric selection
- G** Select armcaps.
 - WAC** - Wood armcaps (pair)
 - PAC** - Black poly (pair); add \$182
- H** Select wood finish color. Refer to color addendum at ki.com or KI

Fabrics & Finishes binder.

- I** Select veneer color. Refer to color addendum at ki.com or KI Fabrics & Finishes binder.

Left facing = right-handed when seated
 Right facing = left-handed when seated



Approx. Packaged Weight	Grade C.O.M.	Grade C	Grade D	Grade E & C.O.L.	Grade F	Grade G	Grade H	Grade I	Grade J	Grade K	Grade L Leather	Grade M Leather
155.0#	\$ 5150	\$ 5389	\$ 5452	\$ 5528	\$ 5577	\$ 5679	\$ 5777	\$ 5904	\$ 6156	\$ 6407	\$ 6659	\$ 7163
155.0#	\$ 5237	\$ 5475	\$ 5537	\$ 5615	\$ 5663	\$ 5765	\$ 5864	\$ 5990	\$ 6243	\$ 6494	\$ 6747	\$ 7248

INFORMATION

Moisture Barrier \$143

C.O.M. Requirements

C.O.M. yardage requirements listed above are based on plain goods 54" wide. If less than 54" wide or fabrics requiring matching (stripes, plaids, prints, large patterns), additional yardage will be needed. Consult C.O.M. matrix on the Ordering C.O.M. and C.O.L. page for additional yardage needed. For C.O.M. fabric sent to KI-High Point on multiple rolls, add an additional yard of fabric per roll to the yardage requirements.

C.O.L. Requirements

Figure 18 sq. ft. of leather (C.O.L.) for each yard shown (i.e., 4.75 x 18 = 85.5 sq. ft.).

Contrasting Upholstery

When contrasting fabric is chosen, price at highest in-grade.

Minimum Fabric/Leather Quantity

Minimum order for fabric is 1 yard. Minimum order for leather is 1 hide (approximately 50 sq. ft).

Construction

Wood armcaps constructed of kiln-dried hardwood. Recliner mechanism constructed of flat and tubular steel bolted to wood arms at 16 locations. Ottoman mechanism constructed of 14-gauge steel mounted to chair frame. Back shell is 1" hardwood plywood (7 ply), glued and stapled. Seat shell is 1" hardwood plywood (7 ply). Cushioning of multiple densities of polyurethane foam. Seat and back are field replaceable. Ottoman is field replaceable. Soft touch ottoman release and push/pull handles. 5" sealed casters engaged with a foot-actuated central locking/braking caster system.

KENSINGTON MAPLE UPCHARGE

Kensington Maple requires extended leadtimes.

Model Perth II Recliner ; add \$24

SPECIAL SERVICES

Special Carton Marking

With specially marked information N/C

Shipping

Shipped **assembled freight prepaid f.o.b. High Point, North Carolina 27263** factory. Freight class #250.

Specifications and prices are subject to change without prior notice.

Perth® II

Recliner Replacement Parts

	MODEL	COM	MODEL NUMBER			Approx. Packaged Weight	Grade C.O.M.	Grade C
			Basic Model	Non-Contrast or Fabric Contrast 1	Moisture Barrier			
PRRP2	Replacement Back	2 yd	PRR2BK	<input type="checkbox"/> <input type="checkbox"/> <input type="checkbox"/> <input type="checkbox"/>	<input type="checkbox"/> <input type="checkbox"/>	40.0#	\$ 989	\$ 1075
PRRP2	Replacement Seat	1 yd	PRR2ST	<input type="checkbox"/> <input type="checkbox"/> <input type="checkbox"/> <input type="checkbox"/>	<input type="checkbox"/> <input type="checkbox"/>	5.0#	\$ 380	\$ 424
PRRP2	Replacement Ottoman	.5 yd	PRR2FT	<input type="checkbox"/> <input type="checkbox"/> <input type="checkbox"/> <input type="checkbox"/>	<input type="checkbox"/> <input type="checkbox"/>	5.0#	\$ 385	\$ 406
			A	B	C			

HOW TO ORDER

Indicate the following information on order form:

- Quantity of each item.
- Model number, including options. See "How To Build a Model Number".
- Any special service required.

Note: • The indicates that a choice is required.

- The absence of the indicates that no choice is required.
- Alpha-numeric characters in place of indicate that no other alternatives are available.

HOW TO BUILD A MODEL NUMBER

- A** Select basic model.
- B** Select non-contrast or fabric contrast 1. Refer to color addendum at ki.com or KI Fabrics & Finishes binder.
- C** Select moisture barrier.
- | | |
|------------|-----------------------|
| NMB | - No moisture barrier |
| MB | - Moisture barrier |
- See pricing column for moisture barrier upcharge.

INFORMATION

C.O.M. Requirements

C.O.M. yardage requirements listed above are based on plain goods 54" wide. If less than 54" wide or fabrics requiring matching (stripes, plaids, prints, large patterns), additional yardage will be needed. Consult C.O.M. matrix on the Ordering C.O.M. and C.O.L. page for additional yardage needed. For C.O.M. fabric sent to KI-High Point on multiple rolls, add an additional yard of fabric per roll to the yardage requirements.

C.O.L. Requirements

Figure 18 sq. ft. of leather (C.O.L.) for each yard shown (i.e., 4.75 x 18 = 85.5 sq. ft.).

Contrasting Upholstery

When contrasting fabric is chosen, price at highest in-grade.



Grade D	Grade E & C.O.L.	Grade F	Grade G	Grade H	Grade I	Grade J	Grade K	Grade L Leather	Grade M Leather	Moisture Barrier add to list price
\$ 1100	\$ 1127	\$ 1144	\$ 1182	\$ 1217	\$ 1263	\$ 1355	\$ 1448	\$ 1537	\$ 1723	\$ 99
\$ 435	\$ 450	\$ 458	\$ 478	\$ 494	\$ 519	\$ 564	\$ 609	\$ 656	\$ 747	\$ 38
\$ 412	\$ 419	\$ 423	\$ 433	\$ 441	\$ 453	\$ 475	\$ 497	\$ 522	\$ 569	\$ 38

SPECIAL SERVICES

Special Carton Marking

With specially marked information N/C

Shipping

Shipped **assembled freight prepaid f.o.b. High Point, North Carolina 27263** factory. Freight class #250.

Specifications and prices are subject to change without prior notice.

Rose™ Seating

General Information



Sled Base Low

Sled Base Mid

Sled Base High

4-Leg Low

4-Leg Mid

Features	•	•	•	•	•
Flex Motion	•	•	•	•	•
Moisture barrier option	•	•	•	•	•
Ottoman	•	•	•	•	•
Rear tilt wheels	•	•	•	•	•
Removable upholstery	•	•	•	•	•
Ventilated mesh	•	•	•	•	•
Headrest	•	•	•	•	•
General Dimensions					
Width	24-1/2"	24-1/2"	24-1/2"	24-1/2"	24-1/2"
Depth	26"	26"	26"	26"	26"
Height	33"	43-1/2"	49"	33"	43-1/2"
Arm height	26"	26"	26"	26"	26"
Seat width	21"	21"	21"	21"	21"
Seat depth	18"	18"	18"	18"	18"
Seat height	18"	18"	18"	18"	18"
Height-seat to top of back	18"	27"	31"	18"	27"



00-Style



04-Style



05-Style

SPECIFICATIONS

Seat/Back Structural Frame

Constructed of a 1-1/2"W x 1/4" thick hot-formed truck-grade, alloy-spring steel. Front cantilevered from base mounting for rearward deflection. Frame allows the user to lean into well-developed lumbar support without lifting feet off the floor, thereby eliminating under-thigh pressure and compromised circulation. Frame allows for a unified wave-like resilient rocking motion with a flat-bottomed chair base and no moving parts.

Arms

1-1/4" diameter, 14-gauge steel tubing covered with a mechanically-fastened polyurethane armcap.

Base

Metal base is 14-gauge 1-1/4" diameter round, electric-welded steel tubing.

Coatings/Wood Finishes

Metal finishes are electrostatically-applied epoxy powder coating. Wood finishes are catalyzed lacquer over natural wood.

Glides

Glides are nylon and non-marring. Front anti-tip glides, on sled base version only, are injection molded clear surlyn.

Wheels

Non-marring nylon rear tilt wheels mounted off the floor to engage only when chair is tilted backwards for relocation.

Upholstery Style Description

Available in three different upholstery styles. Mesh slings are available in a coordinated series of mesh colors, KI and Pallas fabrics.

00-Style - Open Mesh with Fabric or Vinyl Side Trim

The perfect solution where hygiene and cleanability are paramount. The mesh sling specified with vinyl side trim allows for the

use of all types of healthcare cleaning agents including bleach and steam. Mesh slings are also CAL 133 compliant.

04-Style - Velcro-Removable Padded Upholstery on Back Only with Mesh Seat

A removable padded upholstery cover for the back of the chair offers the flexibility of having a full upholstered back while retaining the hygienic and cleaning benefits of the mesh seat. The back can be removed for easy cleaning and replacement or to reveal the all-mesh sling underneath.

05-Style - Velcro-Removable Padded Upholstery on Seat and Back

Provides the flexibility of having either fully upholstered seat and back covers or, by removing one or both, exposing the fully functional "00" style mesh sling chair underneath. The "05" velcro-affixed covers also allow for easy cleaning and replacement of upholstery.



4-Leg High

Features	•
Flex Motion	•
Moisture barrier option	•
Ottoman	•
Rear tilt wheels	•
Removable upholstery	•
Ventilated mesh	•
Headrest	•
General Dimensions	
Width	24-1/2"
Depth	26"
Height	49"
Arm height	26"
Seat width	21"
Seat depth	18"
Seat height	18"
Height-seat to top of back	31"




INFORMATION

Warranty

Refer to KI Terms & Conditions document or visit ki.com

Rose™ Seating

Sled Base Chair

	MODEL	Features	MODEL NUMBER							
			Basic Model	Frame Color	Seat/Back Mesh Color	Upholstery Side Trim Color	Removable Cover Uph Color	Headrest Color	Fire Code	Moisture Barrier
	Mesh Seat and Back with Trim	Low back	RSL00	<input type="checkbox"/>	<input type="checkbox"/> <input type="checkbox"/> <input type="checkbox"/> <input type="checkbox"/>	<input type="checkbox"/> <input type="checkbox"/> <input type="checkbox"/> <input type="checkbox"/>		<input type="checkbox"/> <input type="checkbox"/> <input type="checkbox"/> <input type="checkbox"/>	<input type="checkbox"/> <input type="checkbox"/>	
		Mid back	RSM00	<input type="checkbox"/>	<input type="checkbox"/> <input type="checkbox"/> <input type="checkbox"/> <input type="checkbox"/>	<input type="checkbox"/> <input type="checkbox"/> <input type="checkbox"/> <input type="checkbox"/>		<input type="checkbox"/> <input type="checkbox"/> <input type="checkbox"/> <input type="checkbox"/>	<input type="checkbox"/> <input type="checkbox"/>	
		High back	RSH00	<input type="checkbox"/>	<input type="checkbox"/> <input type="checkbox"/> <input type="checkbox"/> <input type="checkbox"/>	<input type="checkbox"/> <input type="checkbox"/> <input type="checkbox"/> <input type="checkbox"/>		<input type="checkbox"/> <input type="checkbox"/> <input type="checkbox"/> <input type="checkbox"/>	<input type="checkbox"/> <input type="checkbox"/>	
RSM2										
	Removable Padded Upholstery Back with Mesh Seat and Trim	Low back	RSL04	<input type="checkbox"/>	<input type="checkbox"/> <input type="checkbox"/> <input type="checkbox"/> <input type="checkbox"/>	<input type="checkbox"/> <input type="checkbox"/> <input type="checkbox"/> <input type="checkbox"/>	<input type="checkbox"/> <input type="checkbox"/> <input type="checkbox"/> <input type="checkbox"/>	<input type="checkbox"/> <input type="checkbox"/> <input type="checkbox"/> <input type="checkbox"/>	<input type="checkbox"/> <input type="checkbox"/>	
		Mid back	RSM04	<input type="checkbox"/>	<input type="checkbox"/> <input type="checkbox"/> <input type="checkbox"/> <input type="checkbox"/>	<input type="checkbox"/> <input type="checkbox"/> <input type="checkbox"/> <input type="checkbox"/>	<input type="checkbox"/> <input type="checkbox"/> <input type="checkbox"/> <input type="checkbox"/>	<input type="checkbox"/> <input type="checkbox"/> <input type="checkbox"/> <input type="checkbox"/>	<input type="checkbox"/> <input type="checkbox"/>	
		High back	RSH04	<input type="checkbox"/>	<input type="checkbox"/> <input type="checkbox"/> <input type="checkbox"/> <input type="checkbox"/>	<input type="checkbox"/> <input type="checkbox"/> <input type="checkbox"/> <input type="checkbox"/>	<input type="checkbox"/> <input type="checkbox"/> <input type="checkbox"/> <input type="checkbox"/>	<input type="checkbox"/> <input type="checkbox"/> <input type="checkbox"/> <input type="checkbox"/>	<input type="checkbox"/> <input type="checkbox"/>	
RSM2										
	Removable Padded Seat and Back Upholstery with Trim	Low back	RSL05	<input type="checkbox"/>	<input type="checkbox"/> <input type="checkbox"/> <input type="checkbox"/> <input type="checkbox"/>	<input type="checkbox"/> <input type="checkbox"/> <input type="checkbox"/> <input type="checkbox"/>	<input type="checkbox"/> <input type="checkbox"/> <input type="checkbox"/> <input type="checkbox"/>	<input type="checkbox"/> <input type="checkbox"/> <input type="checkbox"/> <input type="checkbox"/>	<input type="checkbox"/> <input type="checkbox"/>	<input type="checkbox"/> <input type="checkbox"/>
		Mid back	RSM05	<input type="checkbox"/>	<input type="checkbox"/> <input type="checkbox"/> <input type="checkbox"/> <input type="checkbox"/>	<input type="checkbox"/> <input type="checkbox"/> <input type="checkbox"/> <input type="checkbox"/>	<input type="checkbox"/> <input type="checkbox"/> <input type="checkbox"/> <input type="checkbox"/>	<input type="checkbox"/> <input type="checkbox"/> <input type="checkbox"/> <input type="checkbox"/>	<input type="checkbox"/> <input type="checkbox"/>	<input type="checkbox"/> <input type="checkbox"/>
		High back	RSH05	<input type="checkbox"/>	<input type="checkbox"/> <input type="checkbox"/> <input type="checkbox"/> <input type="checkbox"/>	<input type="checkbox"/> <input type="checkbox"/> <input type="checkbox"/> <input type="checkbox"/>	<input type="checkbox"/> <input type="checkbox"/> <input type="checkbox"/> <input type="checkbox"/>	<input type="checkbox"/> <input type="checkbox"/> <input type="checkbox"/> <input type="checkbox"/>	<input type="checkbox"/> <input type="checkbox"/>	<input type="checkbox"/> <input type="checkbox"/>
RSM2										
			A	B	C	D	E	F	G	H

HOW TO ORDER

Indicate the following information on order form:

- Quantity of each item.
- Model number, including options. See "How To Build a Model Number".
- Any special service required.

Note: • The indicates that a choice is required.

- The absence of the indicates that no choice is required.
- Alpha-numeric characters in place of indicate that no other alternatives are available.

HOW TO BUILD A MODEL NUMBER

- A** Select basic model.
- B** Select metal frame color.
Refer to color addendum at ki.com or KI Fabrics & Finishes binder.
- C** Select seat/back mesh color.
Refer to color addendum at ki.com or KI Fabrics & Finishes binder.
- D** Select side trim upholstery color.
Refer to color addendum at ki.com or KI Fabrics & Finishes binder.
If mesh or removable upholstery was specified, vinyl or fabric trim must be selected.
- E** Select removable cover upholstery color.
Refer to color addendum at ki.com or KI Fabrics & Finishes binder.
- F** Select headrest upholstery color.

G Select fire code.

- NFR** - Compliance to TB 117-2013
FR - Compliance to TB 133
See pricing column for TB133 upcharge.

H Select moisture barrier.

- NOM** - No moisture barrier
WMB - Yes moisture barrier; add \$73
Upcharge applies to Model 05 style only.



Approx. Packaged Weight	Delivered Pricing Fabric Grade 1 & C.O.M.	Delivered Pricing Fabric Grade 2	Delivered Pricing Fabric Grade 3	Delivered Pricing C.O.V.	Delivered Pricing Vinyl Group 2	Delivered Pricing Pallas Fabric Group P0	Delivered Pricing Pallas Fabric Group P1	Delivered Pricing Pallas Fabric Group P2	Delivered Pricing Pallas Fabric Group P3	Delivered Pricing Pallas Fabric Group P4	TB133 add to list price
30.0#	\$ 1331	\$ 1344	\$ 1359	\$ 1331	\$ 1359	\$ 1352	\$ 1389	\$ 1418	\$ 1447	\$ 1474	\$ 37
31.0#	1349	1364	1378	1349	1378	1373	1410	1439	1466	1495	37
32.0#	1350	1365	1380	1350	1380	1374	1411	1440	1467	1496	37
31.0#	\$ 1535	\$ 1550	\$ 1564	\$ 1535	\$ 1564	\$ 1557	\$ 1594	\$ 1624	\$ 1652	\$ 1679	\$ 175
32.0#	1557	1570	1586	1557	1586	1580	1617	1646	1674	1701	202
33.0#	1567	1582	1597	1567	1597	1590	1627	1656	1684	1712	212
32.0#	\$ 1806	\$ 1819	\$ 1834	\$ 1806	\$ 1834	\$ 1828	\$ 1865	\$ 1895	\$ 1922	\$ 1950	\$ 271
33.0#	1826	1840	1854	1826	1854	1849	1886	1914	1943	1969	297
34.0#	1829	1844	1858	1829	1858	1853	1890	1918	1946	1972	308

UPHOLSTERY INFORMATION

C.O.M. Trim Calculation

C.O.M. requirement for 00, 04 & 05 styles is 2 yards per 2 chairs. For complete information on ordering C.O.M., see "Ordering C.O.M., C.O.V. and C.O.L." section.

C.O.M. Cover Upholstery

C.O.M. requirement for 04 style is 1 yard and for 05 style 2 yards. For complete information on ordering C.O.M., see "Ordering C.O.M., C.O.V. and C.O.L." section.

Note:

Combine C.O.M. Trim and C.O.M. Covers columns when calculating overall C.O.M. requirements.

California TB133 Fire Safety Code

The above seating products can be manufactured using the appropriate flame-retardant materials and fabric selections for compliance to California Technical Bulletin 133. Please contact KI customer service

for fabric compliance. Not available with moisture barrier.

SPECIAL SERVICES

Special Carton Marking

With specially marked information N/C




Shipping

Shipped **assembled freight prepaid f.o.b. Bonduel, Wisconsin 54107** factory. Freight class #250.

Specifications and prices are subject to change without prior notice.

Rose™ Seating

4-Leg Metal Chair

MODEL	Features	MODEL NUMBER								
		Basic Model	Frame Color	Seat/Back Mesh Color	Upholstery Side Trim Color	Removable Cover Uph Color	Headrest Color	Fire Code	Moisture Barrier	
	Mesh Seat and Back with Trim	Low back	RVL00	<input type="checkbox"/>	<input type="checkbox"/> <input type="checkbox"/> <input type="checkbox"/> <input type="checkbox"/>	<input type="checkbox"/> <input type="checkbox"/> <input type="checkbox"/> <input type="checkbox"/>		<input type="checkbox"/> <input type="checkbox"/> <input type="checkbox"/> <input type="checkbox"/>	<input type="checkbox"/> <input type="checkbox"/>	
		Mid back	RVM00	<input type="checkbox"/>	<input type="checkbox"/> <input type="checkbox"/> <input type="checkbox"/> <input type="checkbox"/>	<input type="checkbox"/> <input type="checkbox"/> <input type="checkbox"/> <input type="checkbox"/>		<input type="checkbox"/> <input type="checkbox"/> <input type="checkbox"/> <input type="checkbox"/>	<input type="checkbox"/> <input type="checkbox"/>	
		High back	RVH00	<input type="checkbox"/>	<input type="checkbox"/> <input type="checkbox"/> <input type="checkbox"/> <input type="checkbox"/>	<input type="checkbox"/> <input type="checkbox"/> <input type="checkbox"/> <input type="checkbox"/>		<input type="checkbox"/> <input type="checkbox"/> <input type="checkbox"/> <input type="checkbox"/>	<input type="checkbox"/> <input type="checkbox"/>	
RSM2										
	Removable Padded Upholstery Back with Mesh Seat and Trim	Low back	RVL04	<input type="checkbox"/>	<input type="checkbox"/> <input type="checkbox"/> <input type="checkbox"/> <input type="checkbox"/>	<input type="checkbox"/> <input type="checkbox"/> <input type="checkbox"/> <input type="checkbox"/>	<input type="checkbox"/> <input type="checkbox"/> <input type="checkbox"/> <input type="checkbox"/>	<input type="checkbox"/> <input type="checkbox"/> <input type="checkbox"/> <input type="checkbox"/>	<input type="checkbox"/> <input type="checkbox"/>	
		Mid back	RVM04	<input type="checkbox"/>	<input type="checkbox"/> <input type="checkbox"/> <input type="checkbox"/> <input type="checkbox"/>	<input type="checkbox"/> <input type="checkbox"/> <input type="checkbox"/> <input type="checkbox"/>	<input type="checkbox"/> <input type="checkbox"/> <input type="checkbox"/> <input type="checkbox"/>	<input type="checkbox"/> <input type="checkbox"/> <input type="checkbox"/> <input type="checkbox"/>	<input type="checkbox"/> <input type="checkbox"/>	
		High back	RVH04	<input type="checkbox"/>	<input type="checkbox"/> <input type="checkbox"/> <input type="checkbox"/> <input type="checkbox"/>	<input type="checkbox"/> <input type="checkbox"/> <input type="checkbox"/> <input type="checkbox"/>	<input type="checkbox"/> <input type="checkbox"/> <input type="checkbox"/> <input type="checkbox"/>	<input type="checkbox"/> <input type="checkbox"/> <input type="checkbox"/> <input type="checkbox"/>	<input type="checkbox"/> <input type="checkbox"/>	
RSM2										
	Removable Padded Seat and Back Upholstery with Trim	Low back	RVL05	<input type="checkbox"/>	<input type="checkbox"/> <input type="checkbox"/> <input type="checkbox"/> <input type="checkbox"/>	<input type="checkbox"/> <input type="checkbox"/> <input type="checkbox"/> <input type="checkbox"/>	<input type="checkbox"/> <input type="checkbox"/> <input type="checkbox"/> <input type="checkbox"/>	<input type="checkbox"/> <input type="checkbox"/> <input type="checkbox"/> <input type="checkbox"/>	<input type="checkbox"/> <input type="checkbox"/>	<input type="checkbox"/> <input type="checkbox"/>
		Mid back	RVM05	<input type="checkbox"/>	<input type="checkbox"/> <input type="checkbox"/> <input type="checkbox"/> <input type="checkbox"/>	<input type="checkbox"/> <input type="checkbox"/> <input type="checkbox"/> <input type="checkbox"/>	<input type="checkbox"/> <input type="checkbox"/> <input type="checkbox"/> <input type="checkbox"/>	<input type="checkbox"/> <input type="checkbox"/> <input type="checkbox"/> <input type="checkbox"/>	<input type="checkbox"/> <input type="checkbox"/>	<input type="checkbox"/> <input type="checkbox"/>
		High back	RVH05	<input type="checkbox"/>	<input type="checkbox"/> <input type="checkbox"/> <input type="checkbox"/> <input type="checkbox"/>	<input type="checkbox"/> <input type="checkbox"/> <input type="checkbox"/> <input type="checkbox"/>	<input type="checkbox"/> <input type="checkbox"/> <input type="checkbox"/> <input type="checkbox"/>	<input type="checkbox"/> <input type="checkbox"/> <input type="checkbox"/> <input type="checkbox"/>	<input type="checkbox"/> <input type="checkbox"/>	<input type="checkbox"/> <input type="checkbox"/>
RSM2										
			A	B	C	D	E	F	G	H

HOW TO ORDER

Indicate the following information on order form:

- Quantity of each item.
- Model number, including options. See "How To Build a Model Number".
- Any special service required.

Note: • The indicates that a choice is required.

- The absence of the indicates that no choice is required.
- Alpha-numeric characters in place of indicate that no other alternatives are available.

HOW TO BUILD A MODEL NUMBER

- A** Select basic model.
- B** Select metal frame color.
Refer to color addendum at ki.com or KI Fabrics & Finishes binder.
- C** Select seat/back mesh color.
Refer to color addendum at ki.com or KI Fabrics & Finishes binder.
- D** Select side trim upholstery color.
Refer to color addendum at ki.com or KI Fabrics & Finishes binder.
If mesh or removable upholstery was specified, vinyl or fabric trim must be selected.
- E** Select removable cover upholstery color.
Refer to color addendum at ki.com or KI Fabrics & Finishes binder.
- F** Select headrest upholstery color.

- G** Select fire code.

NFR - Compliance to TB 117-2013
FR - Compliance to TB 133
See pricing column for TB133 upcharge.

- H** Select moisture barrier.

NOM - No moisture barrier
WMB - Yes moisture barrier; add \$73
Upcharge applies to Model 05 style only.



Rose™ Seating

4-Leg Metal Chair

Approx. Packaged Weight	Delivered Pricing Fabric Grade 1 & C.O.M.	Delivered Pricing Fabric Grade 2	Delivered Pricing Fabric Grade 3	Delivered Pricing C.O.V.	Delivered Pricing Vinyl Group 2	Delivered Pricing Pallas Fabric Group P0	Delivered Pricing Pallas Fabric Group P1	Delivered Pricing Pallas Fabric Group P2	Delivered Pricing Pallas Fabric Group P3	Delivered Pricing Pallas Fabric Group P4	TB133 add to list price
31.0#	\$ 1319	\$ 1334	\$ 1348	\$ 1319	\$ 1348	\$ 1343	\$ 1380	\$ 1409	\$ 1437	\$ 1464	\$ 37
32.0#	1338	1351	1367	1338	1367	1361	1399	1426	1454	1481	37
33.0#	1340	1354	1369	1340	1369	1365	1402	1429	1457	1483	37
32.0#	\$ 1513	\$ 1526	\$ 1543	\$ 1513	\$ 1543	\$ 1536	\$ 1573	\$ 1603	\$ 1630	\$ 1657	\$ 175
33.0#	1547	1559	1576	1547	1576	1569	1606	1635	1662	1690	202
34.0#	1549	1561	1578	1549	1578	1571	1608	1637	1666	1692	212
33.0#	\$ 1806	\$ 1819	\$ 1834	\$ 1806	\$ 1834	\$ 1828	\$ 1865	\$ 1895	\$ 1922	\$ 1950	\$ 271
34.0#	1826	1840	1854	1826	1854	1849	1886	1914	1943	1969	297
35.0#	1828	1843	1857	1828	1857	1851	1888	1916	1945	1971	308

UPHOLSTERY INFORMATION

C.O.M. Trim Calculation

C.O.M. requirement for 00, 04 & 05 styles is 2 yards per 2 chairs. For complete information on ordering C.O.M., see "Ordering C.O.M., C.O.V. and C.O.L." section.

C.O.M. Cover Upholstery

C.O.M. requirement for 04 style is 1 yard and for 05 style 2 yards. For complete information on ordering C.O.M., see "Ordering C.O.M., C.O.V. and C.O.L." section.

Note:

Combine C.O.M. Trim and C.O.M. Covers columns when calculating overall C.O.M. requirements.

California TB133 Fire Safety Code

The above seating products can be manufactured using the appropriate flame-retardant materials and fabric selections for compliance to California Technical Bulletin 133. Please contact KI customer service

for fabric compliance. Not available with moisture barrier.

SPECIAL SERVICES

Special Carton Marking

With specially marked information N/C

Shipping

Shipped **assembled freight prepaid f.o.b. Bonduel, Wisconsin 54107** factory. Freight class #250.

Specifications and prices are subject to change without prior notice.

Rose™ Seating

Accessories/Options

	MODEL	Features	MODEL NUMBER				Approx. Packaged Weight	Delivered Pricing Fabric Grade 1 & C.O.M.
			Basic Model	Upholstery Color	Fire Code	Moisture Barrier		
RRBS	Removable Back Cover	Low back	RB2L	<input type="checkbox"/> <input type="checkbox"/> <input type="checkbox"/> <input type="checkbox"/>	<input type="checkbox"/> <input type="checkbox"/>		1.0#	\$ 370
		Mid back	RB2M	<input type="checkbox"/> <input type="checkbox"/> <input type="checkbox"/> <input type="checkbox"/>	<input type="checkbox"/> <input type="checkbox"/>		1.0#	374
		High back	RB2H	<input type="checkbox"/> <input type="checkbox"/> <input type="checkbox"/> <input type="checkbox"/>	<input type="checkbox"/> <input type="checkbox"/>		1.0#	375
RRBS	Removable Seat Cover		RSC2	<input type="checkbox"/> <input type="checkbox"/> <input type="checkbox"/> <input type="checkbox"/>	<input type="checkbox"/> <input type="checkbox"/>	<input type="checkbox"/> <input type="checkbox"/>	1.0#	\$ 388

A

B

C

D

HOW TO ORDER

Indicate the following information on order form:

1. Quantity of each item.
2. Model number, including options. See "How To Build a Model Number".
3. Any special service required.

Note: • The indicates that a choice is required.

- The absence of the indicates that no choice is required.
- Alpha-numeric characters in place of indicate that no other alternatives are available.

HOW TO BUILD A MODEL NUMBER

A Select basic model.

B Select upholstery grade/color.
Refer to color addendum at ki.com or KI Fabrics & Finishes binder.

C Select fire code.

NFR - Compliance to TB 117-2013

FR - Compliance to TB 133

See pricing column for TB133 upcharge.

D Select moisture barrier.

NOM - No moisture barrier

WMB - Yes moisture barrier; add \$36

Moisture barrier available on seat cover only.



Delivered Pricing Fabric Grade 2	Delivered Pricing Fabric Grade 3	Delivered Pricing C.O.V.	Delivered Pricing Vinyl Group 2	Delivered Pricing Pallas Fabric Group P0	Delivered Pricing Pallas Fabric Group P1	Delivered Pricing Pallas Fabric Group P2	Delivered Pricing Pallas Fabric Group P3	Delivered Pricing Pallas Fabric Group P4	TB133 add to list price
\$ 384	\$ 399	\$ 370	\$ 399	\$ 393	\$ 431	\$ 458	\$ 487	\$ 516	\$ 105
387	402	374	402	397	434	462	490	519	105
388	403	375	403	398	435	464	491	520	105
\$ 402	\$ 417	\$ 388	\$ 417	\$ 412	\$ 449	\$ 479	\$ 505	\$ 533	\$ 105

UPHOLSTERY INFORMATION

COM Upholstery

C.O.M. requirement for removable back and seat cover is 1 yard each. For complete information on ordering C.O.M., see "Ordering C.O.M., C.O.V. and C.O.L." section.

California TB133 Fire Safety Code

The above seating products can be manufactured using the appropriate flame-retardant materials and fabric selections for compliance to California Technical Bulletin 133. Please contact KI customer service for fabric compliance. Not available with moisture barrier.

SPECIAL SERVICES

Special Carton Marking

With specially marked information N/C

Shipping

Shipped **assembled freight prepaid f.o.b. Bondue, Wisconsin 54107** factory. Freight class #92.5.

Specifications and prices are subject to change without prior notice.

Soltice®

General Information



Lounge Sleeper
(Armless)



Lounge Sleeper
(Closed Arm)



Loveseat Sleeper
(Armless)

Loveseat Sleeper
(Closed Arm)



Recliner



Patient Chair
(Open Arm)

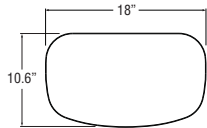
General Dimensions

Seat width	27-1/4"	27-1/4"	54-1/2"	54-1/2"	23-3/4"	22"
Seat depth	19-3/4"	19-3/4"	19-3/4"	19-3/4"	21"	19"
Seat height	17"	17"	17"	17"	18-3/4"	19"
Arm width	4-1/4"	2"	4-1/4"	2"		2"
Arm height		25-1/4"		25-1/4"	25-1/2"	27"
Back height from seat	17"	17"	17"	17"		
Sleep surface width	27-1/4"	27-1/4"	54-1/2"	54-1/2"		
Sleep surface depth	77"	77"	77"	77"		

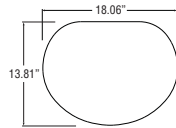
Overall Dimensions

Width	35-3/4"	32-1/4"	63"	60-1/2"	29"	26"
Depth	37-1/2"	37-1/2"	37-1/2"	37-1/2"	37-3/4"	29-1/4"
Height	34"	34"	34"	34"	45-3/4"	47-3/4"
Depth in sleep position	82-1/2"	82-1/2"	82-1/2"	82-1/2"		

Tablet Arm Options



Top-Mounted Articulating
Revolving Tablet



Side-Mounted Articulating
Fold-Down Tablet

SPECIFICATIONS

Complimentary Furniture

The following lounge collections offer complimentary furniture that creates continuity and a cohesive look throughout a facility. These complimentary pieces can be found in other sections of the KI price list.

SOLTICE HEALTHCARE SEATING - Soltice® Multiple Seating, Soltice® Guest Seating, Soltice® Lounge Seating, LaResta® Day Bed (FSD/SL)

UPHOLSTERY INFORMATION

C.O.M. Fabric

For C.O.M. fabric sent to KI-High Point on multiple rolls, add an additional yard of fabric per roll to the yardage requirements. Multiple rolls have shorter pieces of fabric on them and do not allow nesting and stacking of the fabric to achieve the best yield as is done with one large roll. This results in yardage shortages and requests for addition-

al fabric from the client, which can hold up the order. For each roll that is sent, one yard needs to be added and needs to be added to one of the rolls, not separately.

Fabric Disclaimer

Fabric will be applied as swatched by the fabric manufacturer. Fabric that is required to be applied differently than is swatched will need a Special Cost Request written specifying the direction the fabric is to be applied. The posted standard lead time will apply to the Special Cost Request.

FINISH INFORMATION

SPECIAL FINISH MATCHES

KI can match special finish requests at an upcharge of \$68 List per item, up to 12 or a maximum charge of \$818 List per order per color. Special finish requests must be sent to your KI customer service representative.

Upon receipt from KI, the finishing department will prepare a "strike-off" which will be sent to the customer for approval.

The approval form accompanying the strike-off should be faxed to your KI customer service representative. Upon receipt of the signed approval form, KI will proceed with the order. Disapproved samples may be sent back to KI directly with an explanation of disapproval. A Special Finish Number (SFN) will be assigned to this finish sample for future reference or reorders



**Patient Chair
(Closed Arm)**

**Motion Patient
Chair (Closed Arm)**

**Bariatric Chair
(Closed Arm)**

**Bariatric Chair
(Open Arm)**

**Glider
(Open Arm)**

**Glider
(Closed Arm)**



General Dimensions						
Seat width	21-1/2"	23"	30"	29-1/2"	22"	21-1/2"
Seat depth	19"	19-1/2"	18-3/4"	18-3/4"	19"	19"
Seat height	19"	19-1/2"	19"	19"	19"	19"
Arm width	2"	2"	2"	2"		
Arm height	27"	27"	27"	27"	27"	27"
Maximum glide range					16"	16"
Maximum distance from wall					9"	9"
Overall Dimensions						
Width	26"	28"	34-1/2"	34-1/2"	26"	26"
Depth	29-1/4"	29-1/2"	28"	28"	35"	35"
Height	47-3/4"	43-1/2"	32"	32"	47-3/4"	47-3/4"

INFORMATION

Warranty

Refer to KI Terms & Conditions document or visit ki.com

Soltice® Sleeper

	Features	COM	MODEL NUMBER								Approx. Packaged Weight	
			Basic Model	Non-Contrast or Fabric Contrast 1	Fabric Contrast 2	Pull Color	Arm Cap	Wood Finish	Fire Code	Moisture Barrier		
	Non-contrast	6.75 yd	SLS/NC	□□□□		□□□□				□□□	□□□	195.0#
	Contrast		SLS/FC	□□□□	□□□□	□□□□				□□□	□□□	195.0#
<p>SOLLS Lounge Sleeper - No Arm</p> <ul style="list-style-type: none"> 1 = Seat and back/sleep surface (Fabric Contrast 1) C.O.M. = 3.75 yd 2 = Arms and frame (Fabric Contrast 2) C.O.M. = 3.25 yd 												
	Non-contrast	8.75 yd	SLSP/NC	□□□□		□□□□	□□□	□□□	□□□	□□□	□□□	220.0#
	Contrast		SLSP/FC	□□□□	□□□□	□□□□	□□□	□□□	□□□	□□□	□□□	220.0#
<p>SOLLS Lounge Sleeper - Closed Arm</p> <ul style="list-style-type: none"> 1 = Seat and back/sleep surface (Fabric Contrast 1) C.O.M. = 3.75 yd 2 = Arms and frame (Fabric Contrast 2) C.O.M. = 5 yd 												
<p>SORP Lounge Sleeper Replacement Seat & Back Cushions</p>	No arm	3.75 yd	SLSC	□□□□						□□□	□□□	25.0#
	Closed arm	3.75 yd	SLSPC	□□□□						□□□	□□□	25.0#
			A	B	C	D	E	F	G	H		

HOW TO ORDER

Indicate the following information on order form:

- Quantity of each item.
- Model number, including options. See "How To Build a Model Number".
- Any special service required.

Note: • The □ indicates that a choice is required.

- The absence of the □ indicates that no choice is required.
- Alpha-numeric characters in place of □ indicate that no other alternatives are available.

HOW TO BUILD A MODEL NUMBER

- A** Select basic model.
- B** Select non-contrast or fabric contrast 1. Refer to color addendum at ki.com or KI Fabrics & Finishes binder.
- C** Select fabric contrast 2. Refer to color addendum at ki.com or KI Fabrics & Finishes binder.
- D** Select pull handle color. Refer to color addendum at ki.com or KI Fabrics & Finishes binder.
- E** Select arm option.

WAC	- Wood armcaps (pair)
PAC	- Black poly (pair); add \$173
- F** Select wood finish color. Refer to color addendum at ki.com or KI Fabrics & Finishes binder. For Kensington Maple add upcharge.

- G** Select fire code.

NFR	- Compliance to TB 117-2013
FR	- Compliance to TB 133

 See pricing column for TB133 upcharge.
- H** Select moisture barrier.

NMB	- No moisture barrier
MB	- Moisture barrier

 See pricing column for moisture barrier upcharge.

KENSINGTON MAPLE UPCHARGE

Kensington Maple requires extended leadtimes.

Model	
SLS/NC	\$43
SLS/FC	\$43
SLSS/LFS/NC	\$43
SLSS/RGS/NC	\$43
SLSS/DS/NC	\$43
SLSS/LFS/FC	\$43
SLSS/RFS/FC	\$43
SLSS/DS/FC	\$43
SLSP/NC	\$36
SLSP/FC	\$36
SLSSP/LFS/NC	\$36
SLSSP/RFS/NC	\$36
SLSSP/DS/NC	\$36
SLSSP/LFS/FC	\$36
SLSSP/RFS/FC	\$36
SLSSP/DS/FC	\$36



Grade C.O.M.	Grade C	Grade D	Grade E & C.O.L.	Grade F	Grade G	Grade H	Grade I	Grade J	Grade K	Grade L Leather	Grade M Leather	TB133 add to list price	Moisture Barrier add to list price
\$ 3126	\$ 3377	\$ 3444	\$ 3527	\$ 3579	\$ 3688	\$ 3792	\$ 3927	\$ 4195	\$ 4463	\$ 4733	\$ 5268	\$ 365	\$ 133
3182	3433	3500	3581	3636	3743	3851	3983	4251	4520	4788	5325	365	133
\$ 3919	\$ 4229	\$ 4311	\$ 4410	\$ 4476	\$ 4608	\$ 4739	\$ 4901	\$ 5229	\$ 5557	\$ 5885	\$ 6543	\$ 417	\$ 133
3977	4285	4365	4465	4531	4663	4794	4956	5286	5611	5941	6598	417	133
\$ 708	\$ 805	\$ 881	\$ 966	\$ 1035	\$ 1153	\$ 1268	\$ 1509	\$ 1801	\$ 2103	\$ 2399	\$ 3354	\$ 146	\$ 176
708	805	881	966	1035	1153	1268	1509	1801	2103	2399	3354	146	176

INFORMATION

C.O.M. Requirements

C.O.M. yardage requirements listed above are based on plain goods 54" wide. If less than 54" wide or fabrics requiring matching (stripes, plaids, prints, large patterns), additional yardage will be needed. Consult C.O.M. matrix on the Ordering C.O.M. and C.O.L. page for additional yardage needed. For C.O.M. fabric sent to KI-High Point on multiple rolls, add an additional yard of fabric per roll to the yardage requirements.

C.O.L. Requirements

Figure 18 sq. ft. of leather (C.O.L.) for each yard shown (i.e., 4.75 x 18 = 85.5 sq. ft.).

Contrasting Upholstery

When contrasting fabric is chosen, price at highest in-grade.

Minimum Fabric/Leather Quantity

Minimum order for fabric is 1 yard. Minimum order for leather is 1 hide (approx-

mately 50 sq. ft).

Moisture Barrier

Moisture barrier is applied underneath the fabric cover as a means of protecting the foam. Not available with TB133.

California TB133 Fire Safety Code

The above seating products can be manufactured using the appropriate flame-retardant materials and fabric selections for compliance to California Technical Bulletin 133. Please contact KI customer service for fabric compliance. Not available with moisture barrier.

Construction

Seat and back frame constructed of welded structural steel. Arms constructed from kiln-dried hardwood. Arms are not field replaceable. Cushions constructed of multiple densities of polyurethane foam. Storage box constructed of laminated plywood, black paint standard.

Options

SLS - comes standard with casters. Casters, front (locking/swivel) and rear (swivel).

SPECIAL SERVICES

Special Carton Marking

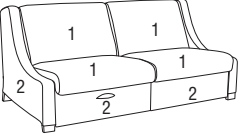
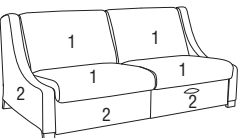
With specially marked information N/C

Shipping

Shipped assembled freight prepaid f.o.b. High Point, North Carolina 27263 factory. Freight class #125.

Specifications and prices are subject to change without prior notice.

Soltice® Sleeper

	Features	COM	MODEL NUMBER							Approx. Packaged Weight
			Basic Model	Non-Contrast or Fabric Contrast 1	Fabric Contrast 2	Pull Color	Wood Finish	Fire Code	Moisture Barrier	
	Non-contrast	11.75 yd	SLSS/LFS/NC	□□□□		□□□□	□□□	□□□	□□□	250.0#
	Contrast		SLSS/LFS/FC	□□□□	□□□□	□□□□	□□□	□□□	□□□	250.0#
<p>SOLLS</p> <p>Loveseat Sleeper (Armless) - LFS (Open, Left Side Facing)</p> <ul style="list-style-type: none"> 1 = Seat and back (Fabric Contrast 1) C.O.M. = 7.5 yd 2 = Arms and frame (Fabric Contrast 2) C.O.M. = 4.25 yd 										
	Non-contrast	11.75 yd	SLSS/RFS/NC	□□□□		□□□□	□□□	□□□	□□□	250.0#
	Contrast		SLSS/RFS/FC	□□□□	□□□□	□□□□	□□□	□□□	□□□	250.0#
<p>SOLLS</p> <p>Loveseat Sleeper (Armless) - RFS (Open, Right Side Facing)</p> <ul style="list-style-type: none"> 1 = Seat and back (Fabric Contrast 1) C.O.M. = 7.5 yd 2 = Arms and frame (Fabric Contrast 2) C.O.M. = 4.25 yd 										
			A	B	C	D	E	F	G	

HOW TO ORDER

Indicate the following information on order form:

- Quantity of each item.
- Model number, including options. See "How To Build a Model Number".
- Any special service required.

Note: • The indicates that a choice is required.

- The absence of the indicates that no choice is required.
- Alpha-numeric characters in place of indicate that no other alternatives are available.

HOW TO BUILD A MODEL NUMBER

- A** Select basic model.
- B** Select non-contrast or fabric contrast 1. Refer to color addendum at ki.com or KI Fabrics & Finishes binder.
- C** Select fabric contrast 2. Refer to color addendum at ki.com or KI Fabrics & Finishes binder.
- D** Select pull handle color. Refer to color addendum at ki.com or KI Fabrics & Finishes binder.
- E** Select wood finish color. Refer to color addendum at ki.com or KI Fabrics & Finishes binder. For Kensington Maple add upcharge.
- F** Select fire code.

NFR	- Compliance to TB 117-2013
FR	- Compliance to TB 133

 See pricing column for TB133 upcharge.
- G** Select moisture barrier.

NMB	- No moisture barrier
MB	- Moisture barrier

 See pricing column for moisture barrier upcharge.

KENSINGTON MAPLE UPCHARGE

Kensington Maple requires extended leadtimes.

Model	Price
SLS/NC	\$43
SLS/FC	\$43
SLSS/LFS/NC	\$43
SLSS/RGS/NC	\$43
SLSS/DS/NC	\$43
SLSS/LFS/FC	\$43
SLSS/RFS/FC	\$43
SLSS/DS/FC	\$43
SLSP/NC	\$36
SLSP/FC	\$36
SLSSP/LFS/NC	\$36
SLSSP/RFS/NC	\$36
SLSSP/DS/NC	\$36
SLSSP/LFS/FC	\$36
SLSSP/RFS/FC	\$36
SLSSP/DS/FC	\$36



Grade C.O.M.	Grade C	Grade D	Grade E & C.O.L.	Grade F	Grade G	Grade H	Grade I	Grade J	Grade K	Grade L Leather	Grade M Leather	TB133 add to list price	Moisture Barrier add to list price
\$ 4362	\$ 4804	\$ 4919	\$ 5061	\$ 5155	\$ 5344	\$ 5527	\$ 5762	\$ 6228	\$ 6694	\$ 7162	\$ 8098	\$ 530	\$ 298
4447	4889	5005	5144	5240	5426	5611	5845	6312	6779	7246	8181	530	298

INFORMATION

C.O.M. Requirements

C.O.M. yardage requirements listed above are based on plain goods 54" wide. If less than 54" wide or fabrics requiring matching (stripes, plaids, prints, large patterns), additional yardage will be needed. Consult C.O.M. matrix on the Ordering C.O.M. and C.O.L. page for additional yardage needed. For C.O.M. fabric sent to KI-High Point on multiple rolls, add an additional yard of fabric per roll to the yardage requirements.

C.O.L. Requirements

Figure 18 sq. ft. of leather (C.O.L.) for each yard shown (i.e., 4.75 x 18 = 85.5 sq. ft.).

Contrasting Upholstery

When contrasting fabric is chosen, price at highest in-grade.

Minimum Fabric/Leather Quantity

Minimum order for fabric is 1 yard. Minimum order for leather is 1 hide (approx-

mately 50 sq. ft).

Moisture Barrier

Moisture barrier is applied underneath the fabric cover as a means of protecting the foam. Not available with TB133.

California TB133 Fire Safety Code

The above seating products can be manufactured using the appropriate flame-retardant materials and fabric selections for compliance to California Technical Bulletin 133. Please contact KI customer service for fabric compliance. Not available with moisture barrier.

Construction

Seat and back frame constructed of welded structural steel. Arms constructed from kiln-dried hardwood. Arms are not field replaceable. Cushions constructed of multiple densities of polyurethane foam. Storage box constructed of laminated plywood, black paint standard.

Option

Casters Are NOT available on SLSS loveseat sleeper. Wood legs are standard.

SPECIAL SERVICES

Special Carton Marking

With specially marked information N/C

Shipping

Shipped assembled freight prepaid f.o.b. High Point, North Carolina 27263 factory. Freight class #125.

Specifications and prices are subject to change without prior notice.



Grade C.O.M.	Grade C	Grade D	Grade E & C.O.L.	Grade F	Grade G	Grade H	Grade I	Grade J	Grade K	Grade L Leather	Grade M Leather	TB133 add to list price	Moisture Barrier add to list price
\$ 5732	\$ 6175	\$ 6290	\$ 6431	\$ 6524	\$ 6714	\$ 6900	\$ 7132	\$ 7598	\$ 8065	\$ 8531	\$ 9468	\$ 530	\$ 298
5816	6259	6375	6516	6611	6796	6983	7215	7682	8149	8616	9551	530	298

INFORMATION

C.O.M. Requirements

C.O.M. yardage requirements listed above are based on plain goods 54" wide. If less than 54" wide or fabrics requiring matching (stripes, plaids, prints, large patterns), additional yardage will be needed. Consult C.O.M. matrix on the Ordering C.O.M. and C.O.L. page for additional yardage needed. For C.O.M. fabric sent to KI-High Point on multiple rolls, add an additional yard of fabric per roll to the yardage requirements.

C.O.L. Requirements

Figure 18 sq. ft. of leather (C.O.L.) for each yard shown (i.e., 4.75 x 18 = 85.5 sq. ft.).

Contrasting Upholstery

When contrasting fabric is chosen, price at highest in-grade.

Minimum Fabric/Leather Quantity

Minimum order for fabric is 1 yard. Minimum order for leather is 1 hide (approx-

mately 50 sq. ft).

Moisture Barrier

Moisture barrier is applied underneath the fabric cover as a means of protecting the foam. Not available with TB133.

California TB133 Fire Safety Code

The above seating products can be manufactured using the appropriate flame-retardant materials and fabric selections for compliance to California Technical Bulletin 133. Please contact KI customer service for fabric compliance. Not available with moisture barrier.

Construction

Seat and back frame constructed of welded structural steel. Arms constructed from kiln-dried hardwood. Arms are not field replaceable. Cushions constructed of multiple densities of polyurethane foam. Storage box constructed of laminated plywood, black paint standard.

Option

Casters Are NOT available on SLSS loveseat sleeper. Wood legs are standard.

SPECIAL SERVICES

Special Carton Marking

With specially marked information N/C

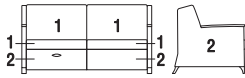
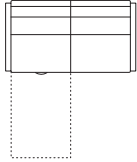
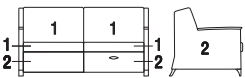
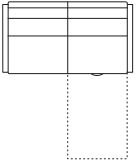
Shipping

Shipped **assembled freight prepaid f.o.b. High Point, North Carolina 27263** factory. Freight class #125.

Specifications and prices are subject to change without prior notice.

Soltice®

Sleeper

	Features	COM	MODEL NUMBER								Approx. Packaged Weight	
			Basic Model	Non-Contrast or Fabric Contrast 1	Fabric Contrast 2	Pull Color	Arm Cap	Wood Finish	Fire Code	Moisture Barrier		
  SOLLS Loveseat Sleeper (Closed Arm) - LFS (Open, Left Side Facing) <ul style="list-style-type: none"> 1 = Seat and back (Fabric Contrast 1) C.O.M. = 7.5 yd 2 = Arms and frame (Fabric Contrast 2) C.O.M. = 5.5 yd 	Non-contrast	11.75 yd	SLSSP/LFS/NC	<input type="checkbox"/> <input type="checkbox"/> <input type="checkbox"/> <input type="checkbox"/>		<input type="checkbox"/> <input type="checkbox"/> <input type="checkbox"/> <input type="checkbox"/>	<input type="checkbox"/> <input type="checkbox"/>	<input type="checkbox"/> <input type="checkbox"/>	<input type="checkbox"/> <input type="checkbox"/>	<input type="checkbox"/> <input type="checkbox"/>	270.0#	
	Contrast		SLSSP/LFS/FC	<input type="checkbox"/> <input type="checkbox"/> <input type="checkbox"/> <input type="checkbox"/>	<input type="checkbox"/> <input type="checkbox"/> <input type="checkbox"/> <input type="checkbox"/>	<input type="checkbox"/> <input type="checkbox"/> <input type="checkbox"/> <input type="checkbox"/>	<input type="checkbox"/> <input type="checkbox"/>	<input type="checkbox"/> <input type="checkbox"/>	<input type="checkbox"/> <input type="checkbox"/>	<input type="checkbox"/> <input type="checkbox"/>	<input type="checkbox"/> <input type="checkbox"/>	270.0#
  SOLLS Loveseat Sleeper (Closed Arm) - RFS (Open, Right Side Facing) <ul style="list-style-type: none"> 1 = Seat and back (Fabric Contrast 1) C.O.M. = 7.5 yd 2 = Arms and frame (Fabric Contrast 2) C.O.M. = 5.5 yd 	Non-contrast	11.75 yd	SLSSP/RFS/NC	<input type="checkbox"/> <input type="checkbox"/> <input type="checkbox"/> <input type="checkbox"/>		<input type="checkbox"/> <input type="checkbox"/> <input type="checkbox"/> <input type="checkbox"/>	<input type="checkbox"/> <input type="checkbox"/>	<input type="checkbox"/> <input type="checkbox"/>	<input type="checkbox"/> <input type="checkbox"/>	<input type="checkbox"/> <input type="checkbox"/>	270.0#	
	Contrast		SLSSP/RFS/FC	<input type="checkbox"/> <input type="checkbox"/> <input type="checkbox"/> <input type="checkbox"/>	<input type="checkbox"/> <input type="checkbox"/> <input type="checkbox"/> <input type="checkbox"/>	<input type="checkbox"/> <input type="checkbox"/> <input type="checkbox"/> <input type="checkbox"/>	<input type="checkbox"/> <input type="checkbox"/>	<input type="checkbox"/> <input type="checkbox"/>	<input type="checkbox"/> <input type="checkbox"/>	<input type="checkbox"/> <input type="checkbox"/>	<input type="checkbox"/> <input type="checkbox"/>	270.0#
				A	B	C	D	E	F	G	H	

HOW TO ORDER

Indicate the following information on order form:

- Quantity of each item.
- Model number, including options. See "How To Build a Model Number".
- Any special service required.

Note: • The indicates that a choice is required.

- The absence of the indicates that no choice is required.
- Alpha-numeric characters in place of indicate that no other alternatives are available.

HOW TO BUILD A MODEL NUMBER

- A** Select basic model.
- B** Select non-contrast or fabric contrast 1.
Refer to color addendum at ki.com or KI Fabrics & Finishes binder.
- C** Select fabric contrast 2.
Refer to color addendum at ki.com or KI Fabrics & Finishes binder.
- D** Select pull handle color.
Refer to color addendum at ki.com or KI Fabrics & Finishes binder.
- E** Select arm option.
- | | |
|------------|--------------------------------|
| WAC | - Wood armcaps (pair) |
| PAC | - Black poly (pair); add \$173 |
- F** Select wood finish color.
Refer to color addendum at ki.com or KI Fabrics & Finishes binder.
For Kensington Maple add upcharge.

G Select fire code.

- | | |
|------------|-----------------------------|
| NFR | - Compliance to TB 117-2013 |
| FR | - Compliance to TB 133 |
- See pricing column for TB133 upcharge.

H Select moisture barrier.

- | | |
|------------|-----------------------|
| NMB | - No moisture barrier |
| MB | - Moisture barrier |
- See pricing column for moisture barrier upcharge.

KENSINGTON MAPLE UPCHARGE

Kensington Maple requires extended leadtimes.

Model	
SLS/NC	\$43
SLS/FC	\$43
SLSS/LFS/NC	\$43
SLSS/RGS/NC	\$43
SLSS/DS/NC	\$43
SLSS/LFS/FC	\$43
SLSS/RFS/FC	\$43
SLSS/DS/FC	\$43
SLSP/NC	\$36
SLSP/FC	\$36
SLSSP/LFS/NC	\$36
SLSSP/RFS/NC	\$36
SLSSP/DS/NC	\$36
SLSSP/LFS/FC	\$36
SLSSP/RFS/FC	\$36
SLSSP/DS/FC	\$36



Grade C.O.M.	Grade C	Grade D	Grade E & C.O.L.	Grade F	Grade G	Grade H	Grade I	Grade J	Grade K	Grade L Leather	Grade M Leather	TB133 add to list price	Moisture Barrier add to list price
\$ 4829	\$ 5269	\$ 5387	\$ 5526	\$ 5623	\$ 5809	\$ 5996	\$ 6228	\$ 6694	\$ 7162	\$ 7628	\$ 8564	\$ 530	\$ 298
4913	5354	5470	5610	5708	5893	6079	6312	6779	7246	7713	8649	530	298

\$ 4829	\$ 5269	\$ 5387	\$ 5526	\$ 5623	\$ 5809	\$ 5996	\$ 6228	\$ 6694	\$ 7162	\$ 7628	\$ 8564	\$ 530	\$ 298
4913	5354	5470	5610	5708	5893	6079	6312	6779	7246	7713	8649	530	298

INFORMATION

C.O.M. Requirements

C.O.M. yardage requirements listed above are based on plain goods 54" wide. If less than 54" wide or fabrics requiring matching (stripes, plaids, prints, large patterns), additional yardage will be needed. Consult C.O.M. matrix on the Ordering C.O.M. and C.O.L. page for additional yardage needed. For C.O.M. fabric sent to KI-High Point on multiple rolls, add an additional yard of fabric per roll to the yardage requirements.

C.O.L. Requirements

Figure 18 sq. ft. of leather (C.O.L.) for each yard shown (i.e., 4.75 x 18 = 85.5 sq. ft.).

Contrasting Upholstery

When contrasting fabric is chosen, price at highest in-grade.

Minimum Fabric/Leather Quantity

Minimum order for fabric is 1 yard. Minimum order for leather is 1 hide (approx-

mately 50 sq. ft).

Moisture Barrier

Moisture barrier is applied underneath the fabric cover as a means of protecting the foam. Not available with TB133.

California TB133 Fire Safety Code

The above seating products can be manufactured using the appropriate flame-retardant materials and fabric selections for compliance to California Technical Bulletin 133. Please contact KI customer service for fabric compliance. Not available with moisture barrier.

Construction

Seat and back frame constructed of welded structural steel. Arms constructed from kiln-dried hardwood. Arms are not field replaceable. Cushions constructed of multiple densities of polyurethane foam. Storage box constructed of laminated plywood, black paint standard.

Option

Casters Are NOT available on SLSS loveseat sleeper. Wood legs are standard.

SPECIAL SERVICES

Special Carton Marking

With specially marked information N/C

Shipping

Shipped assembled freight prepaid f.o.b. High Point, North Carolina 27263 factory. Freight class #125.

Specifications and prices are subject to change without prior notice.



Grade C.O.M.	Grade C	Grade D	Grade E & C.O.L.	Grade F	Grade G	Grade H	Grade I	Grade J	Grade K	Grade L Leather	Grade M Leather	TB133 add to list price	Moisture Barrier add to list price
\$ 6185	\$ 6626	\$ 6742	\$ 6883	\$ 6976	\$ 7164	\$ 7352	\$ 7583	\$ 8050	\$ 8517	\$ 8985	\$ 9920	\$ 530	\$ 298
6269	6710	6828	6967	7060	7248	7437	7667	8135	8603	9069	10002	530	298

INFORMATION

C.O.M. Requirements

C.O.M. yardage requirements listed above are based on plain goods 54" wide. If less than 54" wide or fabrics requiring matching (stripes, plaids, prints, large patterns), additional yardage will be needed. Consult C.O.M. matrix on the Ordering C.O.M. and C.O.L. page for additional yardage needed. For C.O.M. fabric sent to KI-High Point on multiple rolls, add an additional yard of fabric per roll to the yardage requirements.

C.O.L. Requirements

Figure 18 sq. ft. of leather (C.O.L.) for each yard shown (i.e., 4.75 x 18 = 85.5 sq. ft.).

Contrasting Upholstery

When contrasting fabric is chosen, price at highest in-grade.

Minimum Fabric/Leather Quantity

Minimum order for fabric is 1 yard. Minimum order for leather is 1 hide (approx-

mately 50 sq. ft).

Moisture Barrier

Moisture barrier is applied underneath the fabric cover as a means of protecting the foam. Not available with TB133.

California TB133 Fire Safety Code

The above seating products can be manufactured using the appropriate flame-retardant materials and fabric selections for compliance to California Technical Bulletin 133. Please contact KI customer service for fabric compliance. Not available with moisture barrier.

Construction

Seat and back frame constructed of welded structural steel. Arms constructed from kiln-dried hardwood. Arms are not field replaceable. Cushions constructed of multiple densities of polyurethane foam. Storage box constructed of laminated plywood, black paint standard.

Option

Casters Are NOT available on SLSS loveseat sleeper. Wood legs are standard.

SPECIAL SERVICES

Special Carton Marking

With specially marked information N/C

Shipping

Shipped assembled freight prepaid f.o.b. High Point, North Carolina 27263 factory. Freight class #125.

Specifications and prices are subject to change without prior notice.

Soltice®

Sleeper Replacement Parts

	MODEL	Features	COM	MODEL NUMBER				Approx. Packaged Weight
				Basic Model	Non-Contrast or Fabric Contrast 1	Fire Code	Moisture Barrier	
SORP	Loveseat Sleeper Replacement Seat & Back Cushions - LFS • Open, left side facing	No arm	3.75 yd	SLSSC/LFS	□□□□	□□□	□□□	25.0#
		Closed arm	3.75 yd	SLSSPC/LFS	□□□□	□□□	□□□	25.0#
SORP	Loveseat Sleeper Replacement Seat & Back Cushions - RFS • Open, right side facing	No arm	3.75 yd	SLSSC/RFS	□□□□	□□□	□□□	25.0#
		Closed arm	3.75 yd	SLSSPC/RFS	□□□□	□□□	□□□	25.0#
SORP	Loveseat Sleeper Replacement Seat & Back Cushions - DS • Open, both sides facing	No arm	7.5 yd	SLSSC/DS	□□□□	□□□	□□□	50.0#
		Closed arm	7.5 yd	SLSSPC/DS	□□□□	□□□	□□□	50.0#
HRDPT	Replacement Med Caster Kit Includes: • (2) Med caster locking casters • (2) Med caster non-locking casters • (8) Hex nuts, (4) lock washers • (1) Small tube of Loc-Tite			RETRO.MEDCASTER				7.0#
				A	B	C	D	

HOW TO ORDER

Indicate the following information on order form:

- Quantity of each item.
- Model number, including options. See "How To Build a Model Number".
- Any special service required.

Note: • The □ indicates that a choice is required.

- The absence of the □ indicates that no choice is required.
- Alpha-numeric characters in place of □ indicate that no other alternatives are available.

HOW TO BUILD A MODEL NUMBER

- A** Select basic model.
- B** Select non-contrast or fabric contrast 1.
Refer to color addendum at ki.com or KI Fabrics & Finishes binder.
- C** Select fire code.
NFR - Compliance to TB 117-2013
FR - Compliance to TB 133
 See pricing column for TB133 upcharge.
- D** Select moisture barrier.
NMB - No moisture barrier
MB - Moisture barrier
 See pricing column for moisture barrier upcharge.

INFORMATION

C.O.M. Requirements

C.O.M. yardage requirements listed above are based on plain goods 54" wide. If less than 54" wide or fabrics requiring matching (stripes, plaids, prints, large patterns), additional yardage will be needed. Consult C.O.M. matrix on the Ordering C.O.M. and C.O.L. page for additional yardage needed. For C.O.M. fabric sent to KI-High Point on multiple rolls, add an additional yard of fabric per roll to the yardage requirements.

C.O.L. Requirements

Figure 18 sq. ft. of leather (C.O.L.) for each yard shown (i.e., 4.75 x 18 = 85.5 sq. ft.).

Moisture Barrier

Moisture barrier is applied underneath the fabric cover as a means of protecting the foam. Not available with TB133.

California TB133 Fire Safety Code

The above seating products can be



Delivered Pricing	Grade C.O.M.	Grade C	Grade D	Grade E & C.O.L.	Grade F	Grade G	Grade H	Grade I	Grade J	Grade K	Grade L Leather	Grade M Leather	TB133 add to list price	Moisture Barrier add to list price
N/A	\$ 852	\$ 873	\$ 918	\$ 977	\$ 1005	\$ 1073	\$ 1143	\$ 1229	\$ 1401	\$ 1569	\$ 1743	\$ 2090	\$ 129	\$ 83
N/A	852	873	918	977	1005	1073	1143	1229	1401	1569	1743	2090	129	83
N/A	\$ 852	\$ 873	\$ 918	\$ 977	\$ 1005	\$ 1073	\$ 1143	\$ 1229	\$ 1401	\$ 1569	\$ 1743	\$ 2090	\$ 129	\$ 83
N/A	852	873	918	977	1005	1073	1143	1229	1401	1569	1743	2090	129	83
N/A	\$ 1703	\$ 1748	\$ 1839	\$ 1941	\$ 2012	\$ 2149	\$ 2284	\$ 2457	\$ 2800	\$ 3140	\$ 3487	\$ 4175	\$ 234	\$ 152
N/A	1703	1748	1839	1941	2012	2149	2284	2457	2800	3140	3487	4175	234	152
\$ 229													N/A	N/A

manufactured using the appropriate flame-retardant materials and fabric selections for compliance to California Technical Bulletin 133. Please contact KI customer service for fabric compliance. Not available with moisture barrier.

SPECIAL SERVICES

Special Carton Marking

With specially marked information N/C

Shipping

Shipped **k.d. freight prepaid f.o.b. High Point, North Carolina 27263** factory. Freight class #125.

Specifications and prices are subject to change without prior notice.



Grade C.O.M.	Grade C	Grade D	Grade E & C.O.L.	Grade F	Grade G	Grade H	Grade I	Grade J	Grade K	Grade L Leather	Grade M Leather	TB133 add to list price	Moisture Barrier add to list price
\$ 2930	\$ 2971	\$ 3034	\$ 3113	\$ 3163	\$ 3267	\$ 3370	\$ 3501	\$ 3761	\$ 4020	\$ 4278	\$ 4796	\$ 304	\$ 144
3015	3053	3118	3196	3248	3353	3454	3584	3843	4104	4362	4881	304	144

C.O.M. matrix on the Ordering C.O.M. and C.O.L. page for additional yardage needed. For C.O.M. fabric sent to KI-High Point on multiple rolls, add an additional yard of fabric per roll to the yardage requirements.

C.O.L. Requirements
Figure 18 sq. ft. of leather (C.O.L.) for each yard shown (i.e., 4.75 x 18 = 85.5 sq. ft.).

Contrasting Upholstery
When contrasting fabric is chosen, price at highest in-grade.

Minimum Fabric/Leather Quantity
Minimum order for fabric is 1 yard. Minimum order for leather is 1 hide (approximately 50 sq. ft.).

California TB133 Fire Safety Code
The above seating products can be manufactured using the appropriate flame-retardant materials and fabric selections for compliance to California Technical Bulletin 133. Add "FR" to end of model number and

add upcharge. Please contact KI customer service for fabric compliance. Not available with moisture barrier. Nano-Tex treatments can be used when TB133 is required.

Options
SR cannot be manufactured without casters and pushbar.

Pushbar standard.

SPECIAL SERVICES

Special Carton Marking




With specially marked information N/C

Shipping

Shipped **assembled freight prepaid f.o.b. High Point, North Carolina 27263** factory. Freight class #250.

Specifications and prices are subject to change without prior notice.

Soltice® Recliner

			MODEL NUMBER								
Features	COM	Basic Model	Non-Contrast or Fabric Contrast 1	Fabric Contrast 2	I.V. Pole	Catheter Attachment	Magazine Rack	Arm Cap	Wood Finish	Laminate Color	
SORL Recliner (w/Laminate Top, Side-Mounted Articulating Fold-Down Table) - Non-contrast	Left facing	5.5 yd	SR/NC/LFT/LT	□□□□		□□□□	□□□	□□□	□□□	□□□	
	Right facing	5.5 yd	SR/NC/RFRT/LT	□□□□		□□□□	□□□	□□□	□□□	□□□	
 SORL Recliner (w/Laminate Top, Side-Mounted Articulating Fold-Down Table) - Contrast	Left facing		SR/FC/LFT/LT	□□□□	□□□□	□□□□	□□□	□□□	□□□	□□□	
	Right facing		SR/FC/RFRT/LT	□□□□	□□□□	□□□□	□□□	□□□	□□□	□□□	
 SORL Recliner (w/Laminate Top, Top-Mounted Articulating Revolving Table) - Non-contrast	Left facing	5.5 yd	SR/NC/LFRT/LT	□□□□		□□□□	□□□	□□□	□□□	□□□	
	Right facing	5.5 yd	SR/NC/RFRT/LT	□□□□		□□□□	□□□	□□□	□□□	□□□	
 SORL Recliner (w/Laminate Top, Top-Mounted Articulating Revolving Table) - Contrast	Left facing		SR/FC/LFRT/LT	□□□□	□□□□	□□□□	□□□	□□□	□□□	□□□	
	Right facing		SR/FC/RFRT/LT	□□□□	□□□□	□□□□	□□□	□□□	□□□	□□□	

A B C D E F G H I

HOW TO ORDER

Indicate the following information on order form:

- Quantity of each item.
- Model number, including options. See "How To Build a Model Number".
- Any special service required.

Note: • The □ indicates that a choice is required.

- The absence of the □ indicates that no choice is required.
- Alpha-numeric characters in place of □ indicate that no other alternatives are available.

HOW TO BUILD A MODEL NUMBER

- A** Select basic model.
- B** Select non-contrast or fabric contrast 1. Refer to color addendum at ki.com or KI Fabrics & Finishes binder.
- C** Select fabric contrast 2. Refer to color addendum at ki.com or KI Fabrics & Finishes binder.
- D** Select I.V. pole (facing).
 - NS - No pole
 - LFFIV - Left facing front; add \$298
 - LRFIV - Left facing rear; add \$298
 - RFFIV - Right facing front; add \$298
 - RRFIV - Right facing rear; add \$298
 If top articulating table is specified, table, I.V. pole and/or catheter bag attachment must all be specified in unique locations.
- E** Select catheter bag attachment. (specified facing chair)
 - NCA - No catheter attachment

- LFCA - Left facing front; add \$47
- LRCA - Left facing rear; add \$47
- RFCA - Right facing front; add \$47
- RRCA - Right facing rear; add \$47

If top articulating table is specified, table, I.V. pole and/or catheter bag attachment must all be specified in unique locations.

- F** Select magazine rack.
 - NMR - No rack
 - LFM - Left side rack; add \$199
 - RFM - Right side rack; add \$199
 Magazine rack fabric will match arm fabric selection
- G** Select arm option.
 - WAC - Wood armcaps (pair)
 - PAC - Black poly (pair); add \$173

- H** Select wood finish color. Refer to color addendum at ki.com or KI Fabrics & Finishes binder. For Kensington Maple add upcharge.

- I** Select laminate color.

Refer to color addendum at ki.com or KI Fabrics & Finishes binder.



Approx. Packaged Weight	Grade C.O.M.	Grade C	Grade D	Grade E & C.O.L.	Grade F	Grade G	Grade H	Grade I	Grade J	Grade K	Grade L Leather	Grade M Leather	TB133 add to list price	Moisture Barrier add to list price
113.0#	\$ 3175	\$ 3216	\$ 3278	\$ 3359	\$ 3409	\$ 3513	\$ 3616	\$ 3746	\$ 4005	\$ 4265	\$ 4525	\$ 5042	\$ 304	\$ 144
113.0#	3175	3216	3278	3359	3409	3513	3616	3746	4005	4265	4525	5042	304	144

113.0#	\$ 3260	\$ 3301	\$ 3363	\$ 3443	\$ 3494	\$ 3597	\$ 3700	\$ 3831	\$ 4089	\$ 4349	\$ 4609	\$ 5128	\$ 304	\$ 144
113.0#	3260	3301	3363	3443	3494	3597	3700	3831	4089	4349	4609	5128	304	144

113.0#	\$ 3175	\$ 3216	\$ 3278	\$ 3359	\$ 3409	\$ 3513	\$ 3616	\$ 3746	\$ 4005	\$ 4265	\$ 4525	\$ 5042	\$ 304	\$ 144
113.0#	3175	3216	3278	3359	3409	3513	3616	3746	4005	4265	4525	5042	304	144

113.0#	\$ 3260	\$ 3301	\$ 3363	\$ 3443	\$ 3494	\$ 3597	\$ 3700	\$ 3831	\$ 4089	\$ 4349	\$ 4609	\$ 5128	\$ 304	\$ 144
113.0#	3260	3301	3363	3443	3494	3597	3700	3831	4089	4349	4609	5128	304	144

INFORMATION

Moisture Barrier \$144
TB133 \$304

Options

Additional options may be ordered. Add /xx to the end of the model number and upcharge.

Trendelenberg
/TM and \$165

Kensington Maple Upcharge
Kensington Maple requires extended leadtimes.
Model: Soltice® Recliners \$10

C.O.M. Requirements

C.O.M. yardage requirements listed above are based on plain goods 54" wide. If less than 54" wide or fabrics requiring matching (stripes, plaids, prints, large patterns), additional yardage will be needed. Consult C.O.M. matrix on the Ordering C.O.M. and

C.O.L. page for additional yardage needed. For C.O.M. fabric sent to KI-High Point on multiple rolls, add an additional yard of fabric per roll to the yardage requirements.

C.O.L. Requirements

Figure 18 sq. ft. of leather (C.O.L.) for each yard shown (i.e., 4.75 x 18 = 85.5 sq. ft.).

Contrasting Upholstery

When contrasting fabric is chosen, price at highest in-grade.

Minimum Fabric/Leather Quantity

Minimum order for fabric is 1 yard. Minimum order for leather is 1 hide (approximately 50 sq. ft.).

California TB133 Fire Safety Code

The above seating products can be manufactured using the appropriate flame-retardant materials and fabric selections for compliance to California Technical Bulletin 133. Add "FR" to end of model number and add upcharge. Please contact KI customer

service for fabric compliance. Not available with moisture barrier. Nano-Tex treatments can be used when TB133 is required.

Construction

Frame constructed of kiln-dried lumber and laminated hardwood plywood. Exposed wood components finished with catalyzed varnish (specify finish when ordering). Tight seat constructed with universal 7.5-gauge sinuous wire springs. Tight back sprung with stretch strap webbing stapled into position. Multiple densities of polyurethane foam covered with a layer of .75 super soft foam. Seats, backs and arms are field replaceable. Mechanism chassis is of 2" x 1" 14-gauge rectangular steel tube frame welded at all member connection and powder coated to seal frame.

Options

SR cannot be manufactured without casters and pushbar.

Pushbar standard.

SPECIAL SERVICES

Special Carton Marking



With specially marked information N/C

Shipping

Shipped **assembled freight prepaid f.o.b. High Point, North Carolina 27263** factory. Freight class #250.

Specifications and prices are subject to change without prior notice.

Soltice® Recliner

	Features	COM	MODEL NUMBER								
			Basic Model	Non-Contrast or Fabric Contrast 1	Fabric Contrast 2	I.V. Pole	Catheter Attachment	Magazine Rack	Arm Cap	Wood Finish	Veneer Color
SORL Recliner (w/Veneer Top, Side-Mounted Articulating Fold-Down Tablet) - Non-contrast	Left facing	5.5 yd	SR/NC/LFT/VT	□□□□		□□□□	□□□	□□□	□□□	□□□	□□□
	Right facing	5.5 yd	SR/NC/RFT/VT	□□□□		□□□□	□□□	□□□	□□□	□□□	□□□
 SORL Recliner (w/Veneer Top, Side-Mounted Articulating Fold-Down Tablet) - Contrast <ul style="list-style-type: none"> • 1 = Back and arms (Fabric Contrast 1) C.O.M. = 4.5 yd • 2 = Seat (Fabric Contrast 2) C.O.M. = 1.5 yd <hr/> <ul style="list-style-type: none"> • Optional magazine rack (Fabric Contrast 1) C.O.M. = .5 yd 	Left facing		SR/FC/LFT/VT	□□□□	□□□□	□□□□	□□□	□□□	□□□	□□□	
	Right facing		SR/FC/RFT/VT	□□□□	□□□□	□□□□	□□□	□□□	□□□	□□□	
SORL Recliner (w/Veneer Top, Top-Mounted Articulating Revolving Tablet) - Non-contrast	Left facing	5.5 yd	SR/NC/LFRT/VT	□□□□		□□□□	□□□	□□□	□□□	□□□	
	Right facing	5.5 yd	SR/NC/RFRT/VT	□□□□		□□□□	□□□	□□□	□□□	□□□	
 SORL Recliner (w/Veneer Top, Top-Mounted Articulating Revolving Tablet) - Contrast <ul style="list-style-type: none"> • 1 = Back and arms (Fabric Contrast 1) C.O.M. = 4.5 yd • 2 = Seat (Fabric Contrast 2) C.O.M. = 1.5 yd <hr/> <ul style="list-style-type: none"> • Optional magazine rack (Fabric Contrast 1) C.O.M. = .5 yd 	Left facing		SR/FC/LFRT/VT	□□□□	□□□□	□□□□	□□□	□□□	□□□	□□□	
	Right facing		SR/FC/RFRT/VT	□□□□	□□□□	□□□□	□□□	□□□	□□□	□□□	

A B C D E F G H I

HOW TO ORDER

Indicate the following information on order form:

- Quantity of each item.
- Model number, including options. See "How To Build a Model Number".
- Any special service required.

Note: • The □ indicates that a choice is required.

- The absence of the □ indicates that no choice is required.
- Alpha-numeric characters in place of □ indicate that no other alternatives are available.

HOW TO BUILD A MODEL NUMBER

- A** Select basic model.
- B** Select non-contrast or fabric contrast 1. Refer to color addendum at ki.com or KI Fabrics & Finishes binder.
- C** Select fabric contrast 2. Refer to color addendum at ki.com or KI Fabrics & Finishes binder.
- D** Select I.V. pole (facing).
 - NS** - No pole
 - LFFIV** - Left facing front; add \$298
 - LRFIV** - Left facing rear; add \$298
 - RFFIV** - Right facing front; add \$298
 - RRFIV** - Right facing rear; add \$298
 If top articulating table is specified, table, I.V. pole and/or catheter bag attachment must all be specified in unique locations.
- E** Select catheter bag attachment. (specified facing chair)
 - NCA** - No catheter attachment

- LFCA** - Left facing front; add \$47
- LRCA** - Left facing rear; add \$47
- RFCA** - Right facing front; add \$47
- RRCA** - Right facing rear; add \$47

If top articulating table is specified, table, I.V. pole and/or catheter bag attachment must all be specified in unique locations.

- F** Select magazine rack.
 - NMR** - No rack
 - LFM** - Left side rack; add \$199
 - RFM** - Right side rack; add \$199
 Magazine rack fabric will match arm fabric selection

- G** Select arm option.
 - WAC** - Wood armcaps (pair)
 - PAC** - Black poly (pair); add \$173

- H** Select wood finish color. Refer to color addendum at ki.com or KI Fabrics & Finishes binder. For Kensington Maple add upcharge.

- I** Select veneer color.

Refer to color addendum at ki.com or KI Fabrics & Finishes binder.



Approx. Packaged Weight	Grade C.O.M.	Grade C	Grade D	Grade E & C.O.L.	Grade F	Grade G	Grade H	Grade I	Grade J	Grade K	Grade L Leather	Grade M Leather	TB133 add to list price	Moisture Barrier add to list price
113.0#	\$ 3175	\$ 3216	\$ 3278	\$ 3359	\$ 3409	\$ 3513	\$ 3616	\$ 3746	\$ 4005	\$ 4265	\$ 4525	\$ 5042	\$ 304	\$ 144
113.0#	3175	3216	3278	3359	3409	3513	3616	3746	4005	4265	4525	5042	304	144

113.0#	\$ 3260	\$ 3301	\$ 3363	\$ 3443	\$ 3494	\$ 3597	\$ 3700	\$ 3831	\$ 4089	\$ 4349	\$ 4609	\$ 5128	\$ 304	\$ 144
113.0#	3260	3301	3363	3443	3494	3597	3700	3831	4089	4349	4609	5128	304	144

113.0#	\$ 3175	\$ 3216	\$ 3278	\$ 3359	\$ 3409	\$ 3513	\$ 3616	\$ 3746	\$ 4005	\$ 4265	\$ 4525	\$ 5042	\$ 304	\$ 144
113.0#	3175	3216	3278	3359	3409	3513	3616	3746	4005	4265	4525	5042	304	144

113.0#	\$ 3260	\$ 3301	\$ 3363	\$ 3443	\$ 3494	\$ 3597	\$ 3700	\$ 3831	\$ 4089	\$ 4349	\$ 4609	\$ 5128	\$ 304	\$ 144
113.0#	3260	3301	3363	3443	3494	3597	3700	3831	4089	4349	4609	5128	304	144

INFORMATION

Moisture Barrier \$144
TB133 \$304

Options

Additional options may be ordered. Add /xx to the end of the model number and upcharge.

Trendelenberg
/TM and \$165

Kensington Maple Upcharge
Kensington Maple requires extended leadtimes.
Model: Soltice® Recliners \$10

C.O.M. Requirements

C.O.M. yardage requirements listed above are based on plain goods 54" wide. If less than 54" wide or fabrics requiring matching (stripes, plaids, prints, large patterns), additional yardage will be needed. Consult C.O.M. matrix on the Ordering C.O.M. and

C.O.L. page for additional yardage needed. For C.O.M. fabric sent to KI-High Point on multiple rolls, add an additional yard of fabric per roll to the yardage requirements.

C.O.L. Requirements

Figure 18 sq. ft. of leather (C.O.L.) for each yard shown (i.e., 4.75 x 18 = 85.5 sq. ft.).

Contrasting Upholstery

When contrasting fabric is chosen, price at highest in-grade.

Minimum Fabric/Leather Quantity

Minimum order for fabric is 1 yard. Minimum order for leather is 1 hide (approximately 50 sq. ft.).

California TB133 Fire Safety Code

The above seating products can be manufactured using the appropriate flame-retardant materials and fabric selections for compliance to California Technical Bulletin 133. Add "FR" to end of model number and add upcharge. Please contact KI customer

service for fabric compliance. Not available with moisture barrier. Nano-Tex treatments can be used when TB133 is required.

Construction

Frame constructed of kiln-dried lumber and laminated hardwood plywood. Exposed wood components finished with catalyzed varnish (specify finish when ordering). Tight seat constructed with universal 7.5-gauge sinuous wire springs. Tight back sprung with stretch strap webbing stapled into position. Multiple densities of polyurethane foam covered with a layer of .75 super soft foam. Seats, backs and arms are field replaceable. Mechanism chassis is of 2" x 1" 14-gauge rectangular steel tube frame welded at all member connection and powder coated to seal frame.

Options

SR cannot be manufactured without casters and pushbar.

Pushbar standard.

SPECIAL SERVICES

Special Carton Marking

With specially marked information N/C

Shipping

Shipped **assembled freight prepaid f.o.b. High Point, North Carolina 27263** factory. Freight class #250.

Specifications and prices are subject to change without prior notice.

Soltice®

Recliner Replacement Parts

	MODEL	COM	MODEL NUMBER				Approx. Packaged Weight	Delivered Pricing
			Basic Model	Non-Contrast or Fabric Contrast 1	Arm Cap	Wood Finish		
SORP	Replacement Back	2 yd	SRRBK	□□□□			8.0#	N/A
SORP	Replacement Seat Cover Only • Uph. cover	1.5 yd	SRRSC	□□□□			2.0#	N/A
SORP	Replacement Arm • Includes armcap	2.5 yd	SRRCA/LF	□□□□	□□□	□□□	12.0#	N/A
		2.5 yd	SRRCA/RF	□□□□	□□□	□□□	12.0#	N/A
SORP	Replacement Arm Caps • Set of 2		SRRAC		□□□	□□□	3.0#	\$ 290
SORP	Replacement Footrest • Includes hardware	.5 yd	SRRFT	□□□□			3.0#	N/A
HRDPT	Replacement Med Caster Kit Includes: • (2) Med caster locking casters • (2) Med caster non-locking casters • (8) Hex nuts, (4) lock washers • (1) Small tube of Loc-Tite		RETRO.MEDCASTER				7.0#	\$ 229
			A	B	C	D		

HOW TO ORDER

Indicate the following information on order form:

- Quantity of each item.
- Model number, including options. See "How To Build a Model Number".
- Any special service required.

Note: • The □ indicates that a choice is required.

- The absence of the □ indicates that no choice is required.
- Alpha-numeric characters in place of □ indicate that no other alternatives are available.

HOW TO BUILD A MODEL NUMBER

- A** Select basic model.
- B** Select non-contrast or fabric contrast 1. Refer to color addendum at ki.com or KI Fabrics & Finishes binder.
- C** Select arm option.
WAC - Wood (standard)
PAC - Black poly (pair); add \$173
- D** Select wood finish color. Refer to color addendum at ki.com or KI Fabrics & Finishes binder. For Kensington Maple add upcharge.

KENSINGTON MAPLE UPCHARGE

Kensington Maple requires extended leadtimes.

Model	
SRRCA	\$24 (per arm)
SRRAC	\$24

INFORMATION

C.O.M. Requirements

C.O.M. yardage requirements listed above are based on plain goods 54" wide. If less than 54" wide or fabrics requiring matching (stripes, plaids, prints, large patterns), additional yardage will be needed. Consult C.O.M. matrix on the Ordering C.O.M. and C.O.L. page for additional yardage needed. For C.O.M. fabric sent to KI-High Point on multiple rolls, add an additional yard of fabric per roll to the yardage requirements.

C.O.L. Requirements

Figure 18 sq. ft. of leather (C.O.L.) for each yard shown (i.e., 4.75 x 18 = 85.5 sq. ft.).

Contrasting Upholstery

When contrasting fabric is chosen, price at highest in-grade.

California TB133 Fire Safety Code

The above seating products can be manufactured using the appropriate flame-



Grade C.O.M.	Grade C	Grade D	Grade E & C.O.L.	Grade F	Grade G	Grade H	Grade I	Grade J	Grade K	Grade L Leather	Grade M Leather	TB133 add to list price	Moisture Barrier add to list price
\$ 880	\$ 895	\$ 918	\$ 947	\$ 964	\$ 1003	\$ 1040	\$ 1088	\$ 1182	\$ 1276	\$ 1370	\$ 1559	\$ 132	\$ 108
\$ 398	\$ 408	\$ 424	\$ 448	\$ 460	\$ 488	\$ 517	\$ 553	\$ 623	\$ 693	\$ 765	\$ 905	\$ 108	\$ 90
\$ 615	\$ 632	\$ 663	\$ 696	\$ 721	\$ 767	\$ 815	\$ 873	\$ 990	\$ 1109	\$ 1226	\$ 1465	\$ 157	\$ 132
615	632	663	696	721	767	815	873	990	1109	1226	1465	157	132
												N/A	N/A
\$ 247	\$ 250	\$ 255	\$ 263	\$ 269	\$ 278	\$ 286	\$ 299	\$ 323	\$ 345	\$ 369	\$ 416	\$ 72	\$ 60
												N/A	N/A

retardant materials and fabric selections for compliance to California Technical Bulletin 133. Add "FR" to end of model number and add upcharge. Please contact KI customer service for fabric compliance. Not available with moisture barrier. Nano-Tex treatments can be used when TB133 is required.

SPECIAL SERVICES

Special Carton Marking

With specially marked information N/C


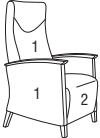
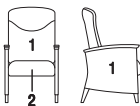
Shipping

Shipped k.d. freight prepaid f.o.b. High Point, North Carolina 27263 factory. Freight class #70.

Specifications and prices are subject to change without prior notice.

Soltice®

Patient Chair

MODEL	Features	COM	MODEL NUMBER							
			Basic Model	Non-Contrast or Fabric Contrast 1	Fabric Contrast 2	Wood Finish	Arm Cap	Fire Code	Moisture Barrier	
 <p>Patient Chair (Open Arm) • 1 = Back (Fabric Contrast 1) C.O.M = 2.25 yd • 2 = Seat (Fabric Contrast 2) C.O.M. = 1.5 yd</p>	Non-contrast	3.5 yd	SOP/NC	□□□□		□□□	□□□	□□□	□□□	
	Contrast		SOP/FC	□□□□	□□□□	□□□	□□□	□□□	□□□	
SOPC										
 <p>Patient Chair (Closed Arm) • 1 = Back and arms (Fabric Contrast 1) C.O.M. = 4 yd • 2 = Seat (Fabric Contrast 2) C.O.M. = 1.5 yd</p>	Non-contrast	5 yd	SPP/NC	□□□□		□□□	□□□	□□□	□□□	
	Contrast		SPP/FC	□□□□	□□□□	□□□	□□□	□□□	□□□	
SOPC										
 <p>Motion Patient Chair (Closed Arm) • 1 = Back and arms (Fabric Contrast 1) C.O.M. = 3.5 yd • 2 = Seat (Fabric Contrast 2) C.O.M. = 1.5 yd</p>	Non-contrast	3.75 yd	SPX/NC	□□□□		□□□	□□□	□□□	□□□	
	Contrast		SPX/FC	□□□□	□□□□	□□□	□□□	□□□	□□□	
SMPC										
			A	B	C	D	E	F	G	

HOW TO ORDER

Indicate the following information on order form:

- Quantity of each item.
- Model number, including options. See "How To Build a Model Number".
- Any special service required.

Note: • The indicates that a choice is required.

- The absence of the indicates that no choice is required.
- Alpha-numeric characters in place of indicate that no other alternatives are available.

HOW TO BUILD A MODEL NUMBER

A Select basic model.

B Select non-contrast or fabric contrast 1.
Refer to color addendum at ki.com or KI Fabrics & Finishes binder.

C Select fabric contrast 2.
Refer to color addendum at ki.com or KI Fabrics & Finishes binder.

D Select wood finish color.
Refer to color addendum at ki.com or KI Fabrics & Finishes binder.
For Kensington Maple add upcharge.

E Select arm option.
WAC - Wood armcaps (pair)
PAC - Black poly (pair); add \$156

F Select fire code.
NFR - Compliance to TB 117-2013
FR - Compliance to TB 133
 See pricing column for TB133 upcharge.

G Select moisture barrier.

NMB - No moisture barrier

MB - Moisture barrier

See pricing column for moisture barrier upcharge.

KENSINGTON MAPLE UPCHARGE

Kensington Maple requires extended leadtimes.

Model	
SOP/NC	\$85
SOP/FC	\$85
SPP/NC	\$79
SPP/FC	\$79
SPX/NC	\$37
SPX/FC	\$37



Approx. Packaged Weight	Grade C.O.M.	Grade C	Grade D	Grade E & C.O.L.	Grade F	Grade G	Grade H	Grade I	Grade J	Grade K	Grade L Leather	Grade M Leather	TB133 add to list price	Moisture Barrier add to list price
80.0#	\$ 1789	\$ 1815	\$ 1853	\$ 1901	\$ 1933	\$ 1995	\$ 2058	\$ 2137	\$ 2296	\$ 2452	\$ 2612	\$ 2926	\$ 177	\$ 71
80.0#	1848	1873	1910	1957	1991	2052	2117	2195	2353	2511	2668	2983	177	71
84.0#	\$ 2007	\$ 2042	\$ 2096	\$ 2161	\$ 2203	\$ 2292	\$ 2377	\$ 2488	\$ 2708	\$ 2925	\$ 3144	\$ 3580	\$ 285	\$ 123
84.0#	2066	2098	2155	2220	2262	2348	2436	2545	2763	2982	3201	3638	285	123
89.0#	\$ 2562	\$ 2588	\$ 2634	\$ 2689	\$ 2722	\$ 2799	\$ 2872	\$ 2963	\$ 3143	\$ 3325	\$ 3508	\$ 3873	\$ 285	\$ 123
89.0#	2619	2647	2692	2747	2784	2856	2929	3019	3199	3384	3566	3930	285	123

INFORMATION

C.O.M. Requirements

C.O.M. yardage requirements listed above are based on plain goods 54" wide. If less than 54" wide or fabrics requiring matching (stripes, plaids, prints, large patterns), additional yardage will be needed. Consult C.O.M. matrix on the Ordering C.O.M. and C.O.L. page for additional yardage needed. For C.O.M. fabric sent to KI-High Point on multiple rolls, add an additional yard of fabric per roll to the yardage requirements.

C.O.L. Requirements

Figure 18 sq. ft. of leather (C.O.L.) for each yard shown (i.e., 4.75 x 18 = 85.5 sq. ft.).

Contrasting Upholstery

When contrasting fabric is chosen, price at highest in-grade.

Minimum Fabric/Leather Quantity

Minimum order for fabric is 1 yard. Minimum order for leather is 1 hide (approx-

mately 50 sq. ft).

Moisture Barrier

Moisture barrier is applied underneath the fabric cover as a means of protecting the foam. Not available with TB133

California TB133 Fire Safety Code

The above seating products can be manufactured using the appropriate flame-retardant materials and fabric selections for compliance to California Technical Bulletin 133. Please contact KI customer service for fabric compliance. Not available with moisture barrier.

SPECIAL SERVICES

Special Carton Marking

With specially marked information N/C

Shipping

Shipped assembled unless replacement parts which ship k.d. freight prepaid High Point, North Carolina 27263 factory. Freight class #250.

Specifications and prices are subject to change without prior notice.

Soltice®

Patient Chair Replacement Parts

	MODEL	COM	MODEL NUMBER						Approx. Packaged Weight
			Basic Model	Non-Contrast or Fabric Contrast 1	Wood Finish	Arm Cap	Fire Code	Moisture Barrier	
SORP	Patient Chair Replacement Back	2.25 yd	SRPBK	□□□□			□□□	□□□	8.0#
SORP	Patient Chair Replacement Seat	1.5 yd	SRPST	□□□□			□□□	□□□	15.0#
SORP	Patient Chair Replacement Open Arm • Includes armcap		SRPOA/LF		□□□	□□□			10.0#
			SRPOA/RF		□□□	□□□			10.0#
SORP	Patient Chair Replacement Closed Arm • Includes armcap	2 yd per arm	SRPCA/LF	□□□□	□□□	□□□	□□□	□□□	12.0#
		2 yd per arm	SRPCA/RF	□□□□	□□□	□□□	□□□	□□□	12.0#
SORP	Patient Chair Replacement Armcaps • Set of 2		SRPAC		□□□	□□□			3.0#
SORP	Motion Patient Chair Replacement Back	2 yd	SRMBC	□□□□			□□□	□□□	8.0#
SORP	Motion Patient Chair Replacement Seat • Uph. cover only	1.5 yd	SRMSC	□□□□			□□□	□□□	3.0#
SORP	Motion Patient Chair Replacement Arm • Includes armcap	2.5 yd	SRMCA/LF	□□□□	□□□	□□□	□□□	□□□	12.0#
		2.5 yd	SRMCA/RF	□□□□	□□□	□□□	□□□	□□□	12.0#

A

B

C

D

E

F

HOW TO ORDER

Indicate the following information on order form:

- Quantity of each item.
- Model number, including options. See "How To Build a Model Number".
- Any special service required.

Note: • The □ indicates that a choice is required.
• The absence of the □ indicates that no choice is required.
• Alpha-numeric characters in place of □ indicate that no other alternatives are available.

HOW TO BUILD A MODEL NUMBER

- A** Select basic model.
- B** Select non-contrast or fabric contrast 1.
Refer to color addendum at ki.com or KI Fabrics & Finishes binder.
- C** Select wood finish color.
Refer to color addendum at ki.com or KI Fabrics & Finishes binder.
For Kensington Maple add upcharge.
- D** Select arm option.
WAC - Wood armcaps (pair)
PAC - Black poly (pair); add \$156
- E** Select fire code.
NFR - Compliance to TB 117-2013
FR - Compliance to TB 133
See pricing column for TB133 upcharge.
- F** Select moisture barrier.
NMB - No moisture barrier
MB - Moisture barrier

See pricing column for moisture barrier upcharge.

KENSINGTON MAPLE UPCHARGE

Kensington Maple requires extended leadtimes.

Model	
SRPOA/(FR/LF)	\$44
SRPCA/(RF/LF)	\$10
SRPAC	\$10 (each)
SRMCA/(RF/LF)	\$10 (each)



Delivered Pricing	Grade C.O.M.	Grade C	Grade D	Grade E & C.O.L.	Grade F	Grade G	Grade H	Grade I	Grade J	Grade K	Grade L Leather	Grade M Leather	TB133 add to list price	Moisture Barrier add to list price
N/A	\$ 801	\$ 815	\$ 840	\$ 869	\$ 888	\$ 927	\$ 965	\$ 1015	\$ 1111	\$ 1209	\$ 1305	\$ 1499	\$ 95	\$ 41
N/A	\$ 786	\$ 797	\$ 814	\$ 836	\$ 849	\$ 881	\$ 907	\$ 945	\$ 1018	\$ 1092	\$ 1164	\$ 1309	\$ 71	\$ 32
\$ 491													N/A	N/A
491													N/A	N/A
N/A	\$ 775	\$ 790	\$ 815	\$ 844	\$ 863	\$ 902	\$ 941	\$ 989	\$ 1088	\$ 1183	\$ 1280	\$ 1475	\$ 60	\$ 26
N/A	775	790	815	844	863	902	941	989	1088	1183	1280	1475	60	26
\$ 314													N/A	N/A
N/A	\$ 403	\$ 419	\$ 443	\$ 472	\$ 491	\$ 528	\$ 570	\$ 617	\$ 714	\$ 812	\$ 907	\$ 1102	\$ 95	\$ 41
N/A	\$ 344	\$ 350	\$ 364	\$ 378	\$ 387	\$ 406	\$ 426	\$ 450	\$ 497	\$ 547	\$ 596	\$ 694	\$ 71	\$ 32
N/A	\$ 775	\$ 790	\$ 815	\$ 844	\$ 863	\$ 902	\$ 941	\$ 989	\$ 1088	\$ 1183	\$ 1280	\$ 1475	\$ 60	\$ 26
N/A	775	790	815	844	863	902	941	989	1088	1183	1280	1475	60	26

INFORMATION

C.O.M. Requirements

C.O.M. yardage requirements listed above are based on plain goods 54" wide. If less than 54" wide or fabrics requiring matching (stripes, plaids, prints, large patterns), additional yardage will be needed. Consult C.O.M. matrix on the Ordering C.O.M. and C.O.L. page for additional yardage needed. For C.O.M. fabric sent to KI-High Point on multiple rolls, add an additional yard of fabric per roll to the yardage requirements.

C.O.L. Requirements

Figure 18 sq. ft. of leather (C.O.L.) for each yard shown (i.e., 4.75 x 18 = 85.5 sq. ft.).

Moisture Barrier

Moisture barrier is applied underneath the fabric cover as a means of protecting the foam. Not available with TB133

California TB133 Fire Safety Code

The above seating products can be

manufactured using the appropriate flame-retardant materials and fabric selections for compliance to California Technical Bulletin 133. Please contact KI customer service for fabric compliance. Not available with moisture barrier.

SPECIAL SERVICES

Special Carton Marking

With specially marked information N/C



Shipping

Shipped assembled unless replacement parts which ship k.d. freight prepaid High Point, North Carolina 27263 factory. Freight class #70.

Specifications and prices are subject to change without prior notice.

Soltice®

Bariatric

MODEL	Features	COM	MODEL NUMBER						
			Basic Model	Non-Contrast or Fabric Contrast 1	Fabric Contrast 2	Wood Finish	Arm Cap	Fire Code	Moisture Barrier
 <p>Bariatric Chair (Open Arm) • 1 = Back (Fabric Contrast 1) C.O.M. = 2.25 yd • 2 = Seat (Fabric Contrast 2) C.O.M. = 2.5 yd</p>	Non-contrast	4.75 yd	SOCL/NC	□□□□		□□□	□□□	□□□	□□□
	Contrast		SOCL/FC	□□□□	□□□□	□□□	□□□	□□□	□□□
 <p>Bariatric Chair (Closed Arm) • 1 = Back and arms (Fabric Contrast 1) C.O.M. = 4.25 yd • 2 = Seat (Fabric Contrast 2) C.O.M. = 2.5 yd</p>	Non-contrast	6.25 yd	SPCL/NC	□□□□		□□□	□□□	□□□	□□□
	Contrast		SPCL/FC	□□□□	□□□□	□□□	□□□	□□□	□□□

A **B** **C** **D** **E** **F** **G**

HOW TO ORDER

Indicate the following information on order form:

- Quantity of each item.
- Model number, including options. See "How To Build a Model Number".
- Any special service required.

Note: • The □ indicates that a choice is required.

- The absence of the □ indicates that no choice is required.
- Alpha-numeric characters in place of □ indicate that no other alternatives are available.

HOW TO BUILD A MODEL NUMBER

- A** Select basic model.
- B** Select non-contrast or fabric contrast 1.
Refer to color addendum at ki.com or KI Fabrics & Finishes binder.
- C** Select fabric contrast 2.
Refer to color addendum at ki.com or KI Fabrics & Finishes binder.
- D** Select wood finish color.
Refer to color addendum at ki.com or KI Fabrics & Finishes binder.
For Kensington Maple add upcharge.
- E** Select arm option.

WAC	- Wood armcaps (pair)
PAC	- Black poly (pair); add \$156
- F** Select fire code.

NFR	- Compliance to TB 117-2013
FR	- Compliance to TB 133

 See pricing column for TB133 upcharge.
- G** Select moisture barrier.

NMB	- No moisture barrier
MB	- Moisture barrier

 See pricing column for moisture barrier upcharge.

KENSINGTON MAPLE UPCHARGE

Kensington Maple requires extended leadtimes.

Model	
SOCL/NC	\$162
SOCL/FC	\$162
SPCL/NC	\$37
SPCL/FC	\$37



Approx. Packaged Weight	Grade C.O.M.	Grade C	Grade D	Grade E & C.O.L.	Grade F	Grade G	Grade H	Grade I	Grade J	Grade K	Grade L Leather	Grade M Leather	TB133 add to list price	Moisture Barrier add to list price
68.0#	\$ 2726	\$ 2757	\$ 2802	\$ 2856	\$ 2891	\$ 2966	\$ 3040	\$ 3132	\$ 3311	\$ 3493	\$ 3675	\$ 4039	\$ 406	\$ 183
68.0#	2788	2814	2859	2915	2951	3022	3096	3188	3367	3550	3732	4098	406	183
68.0#	\$ 2938	\$ 2980	\$ 3050	\$ 3135	\$ 3190	\$ 3302	\$ 3411	\$ 3551	\$ 3831	\$ 4111	\$ 4389	\$ 4948	\$ 486	\$ 228
68.0#	2997	3040	3108	3191	3248	3359	3469	3609	3889	4168	4448	5008	486	228

INFORMATION

C.O.M. Requirements

C.O.M. yardage requirements listed above are based on plain goods 54" wide. If less than 54" wide or fabrics requiring matching (stripes, plaids, prints, large patterns), additional yardage will be needed. Consult C.O.M. matrix on the Ordering C.O.M. and C.O.L. page for additional yardage needed. For C.O.M. fabric sent to KI-High Point on multiple rolls, add an additional yard of fabric per roll to the yardage requirements.

C.O.L. Requirements

Figure 18 sq. ft. of leather (C.O.L.) for each yard shown (i.e., 4.75 x 18 = 85.5 sq. ft.).

Contrasting Upholstery

When contrasting fabric is chosen, price at highest in-grade.

Minimum Fabric/Leather Quantity

Minimum order for fabric is 1 yard. Minimum order for leather is 1 hide (approx-

mately 50 sq. ft).

Moisture Barrier

Moisture barrier is applied underneath the fabric cover as a means of protecting the foam. Not available with TB133

California TB133 Fire Safety Code

The above seating products can be manufactured using the appropriate flame-retardant materials and fabric selections for compliance to California Technical Bulletin 133. Please contact KI customer service for fabric compliance. Not available with moisture barrier.

Construction

CONSTRUCTION - LOUNGE & BARIATRIC

Frame Constructed of kiln-dried lumber and laminated hardwood plywood. Exposed wood components finished with catalyzed varnish (specify finish when ordering). Tight seat constructed with universal 7.5-gauge sinuous wire springs. Tight back sprung

with stretch strap webbing stapled into position. Multiple densities of polyurethane foam covered with a layer of .75 super soft foam. Seats, backs and arms are field replaceable.

SPECIAL SERVICES

Special Carton Marking

With specially marked information N/C

Shipping

Shipped assembled unless replacement parts which ship k.d. freight prepaid High Point, North Carolina 27263 factory. Freight class #250.

Specifications and prices are subject to change without prior notice.

Soltice®

Bariatric Replacement Parts

	MODEL	COM	MODEL NUMBER						Approx. Packaged Weight	Delivered Pricing	
			Basic Model	Non-Contrast or Fabric Contrast 1	Wood Finish	Arm Cap	Fire Code	Moisture Barrier			
SORP	Replacement Back	2.25 yd	SRBBK	□□□□				□□□	□□□	25.0#	N/A
SORP	Replacement Seat (Open Arm)	2.5 yd	SRBST	□□□□				□□□	□□□	35.0#	N/A
SORP	Replacement Seat (Closed Arm)	2 yd	SRBSC	□□□□	□□□			□□□	□□□	35.0#	N/A
SORP	Replacement Arm (Open Arm) • Includes armcap		SRBOA/LF		□□□	□□□				15.0#	\$ 460
SORP	Replacement Arm (Closed Arm) • Includes armcap	2.5 yd	SRBOA/RF		□□□	□□□				15.0#	460
SORP	Replacement Arm (Closed Arm) • Includes armcap	2.5 yd	SRBCA/LF	□□□□	□□□	□□□	□□□	□□□	□□□	35.0#	N/A
SORP	Replacement Arm (Closed Arm) • Includes armcap	2.5 yd	SRBCA/RF	□□□□	□□□	□□□	□□□	□□□	□□□	35.0#	N/A
SORP	Replacement Armcaps • Set of 2		SRBAC		□□□	□□□				12.0#	\$ 320

A **B** **C** **D** **E** **F**

HOW TO ORDER

Indicate the following information on order form:

- Quantity of each item.
- Model number, including options. See "How To Build a Model Number".
- Any special service required.

Note: • The □ indicates that a choice is required.
 • The absence of the □ indicates that no choice is required.
 • Alpha-numeric characters in place of □ indicate that no other alternatives are available.

HOW TO BUILD A MODEL NUMBER

- A** Select basic model.
- B** Select non-contrast or fabric contrast 1. Refer to color addendum at ki.com or KI Fabrics & Finishes binder.
- C** Select wood finish color. Refer to color addendum at ki.com or KI Fabrics & Finishes binder. For Kensington Maple add upcharge.
- D** Select arm option.

WAC	- Wood armcaps (pair)
PAC	- Black poly (pair); add \$156
- E** Select fire code.

NFR	- Compliance to TB 117-2013
FR	- Compliance to TB 133

 See pricing column for TB133 upcharge.
- F** Select moisture barrier.

NMB	- No moisture barrier
MB	- Moisture barrier

See pricing column for moisture barrier upcharge.

KENSINGTON MAPLE UPCHARGE

Kensington Maple requires extended leadtimes.

Model	
SRBOA/(FR/LF)	\$44
SRBCA/(RF/LF)	\$10
SRBAC	\$10 (each)



Grade C.O.M.	Grade C	Grade D	Grade E & C.O.L.	Grade F	Grade G	Grade H	Grade I	Grade J	Grade K	Grade L Leather	Grade M Leather	TB133 add to list price	Moisture Barrier add to list price
\$ 854	\$ 865	\$ 886	\$ 912	\$ 928	\$ 962	\$ 995	\$ 1039	\$ 1123	\$ 1209	\$ 1295	\$ 1465	\$ 190	\$ 87
\$ 1002	\$ 1015	\$ 1039	\$ 1067	\$ 1090	\$ 1127	\$ 1165	\$ 1213	\$ 1310	\$ 1408	\$ 1505	\$ 1698	\$ 190	\$ 98
\$ 1002	\$ 1015	\$ 1039	\$ 1067	\$ 1090	\$ 1127	\$ 1165	\$ 1213	\$ 1310	\$ 1408	\$ 1505	\$ 1698	\$ 190	\$ 98
												N/A	N/A
												N/A	N/A
\$ 700	\$ 717	\$ 749	\$ 786	\$ 810	\$ 858	\$ 905	\$ 967	\$ 1090	\$ 1210	\$ 1331	\$ 1576	\$ 224	\$ 100
700	717	749	786	810	858	905	967	1090	1210	1331	1576	224	100
												N/A	N/A

INFORMATION

C.O.M. Requirements

C.O.M. yardage requirements listed above are based on plain goods 54" wide. If less than 54" wide or fabrics requiring matching (stripes, plaids, prints, large patterns), additional yardage will be needed. Consult C.O.M. matrix on the Ordering C.O.M. and C.O.L. page for additional yardage needed. For C.O.M. fabric sent to KI-High Point on multiple rolls, add an additional yard of fabric per roll to the yardage requirements.

C.O.L. Requirements

Figure 18 sq. ft. of leather (C.O.L.) for each yard shown (i.e., 4.75 x 18 = 85.5 sq. ft.).

Contrasting Upholstery

When contrasting fabric is chosen, price at highest in-grade.

Moisture Barrier

Moisture barrier is applied underneath the fabric cover as a means of protecting the

foam. Not available with TB133

California TB133 Fire Safety Code

The above seating products can be manufactured using the appropriate flame-retardant materials and fabric selections for compliance to California Technical Bulletin 133. Please contact KI customer service for fabric compliance. Not available with moisture barrier.

SPECIAL SERVICES

Special Carton Marking

With specially marked information N/C

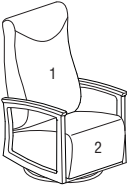
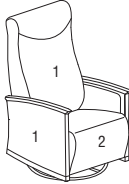
Shipping

Shipped **assembled unless replacement parts which ship k.d. freight prepaid High Point, North Carolina 27263** factory. Freight class #70.

Specifications and prices are subject to change without prior notice.

Soltice®

Glider

	MODEL	Features	COM	MODEL NUMBER						
				Basic Model	Non-Contrast or Fabric Contrast 1	Fabric Contrast 2	Wood Finish	Arm Cap	Fire Code	Moisture Barrier
	Glider (Open Arm) • 1 = Back (Fabric Contrast 1) C.O.M. = 2.25 yd • 2 = Seat (Fabric Contrast 2) C.O.M. = 1.5 yd	Non-contrast	3.5 yd	SOG/NC	□□□□		□□□	□□□	□□□	□□□
		Contrast		SOG/FC	□□□□	□□□□	□□□	□□□	□□□	□□□
	Glider (Closed Arm) • 1 = Back and arms (Fabric Contrast 1) C.O.M. = 4 yd • 2 = Seat (Fabric Contrast 2) C.O.M. = 1.5 yd	Non-contrast	5 yd	SPG/NC	□□□□		□□□	□□□	□□□	□□□
		Contrast		SPG/FC	□□□□	□□□□	□□□	□□□	□□□	□□□

A **B** **C** **D** **E** **F** **G**

HOW TO ORDER

Indicate the following information on order form:

- Quantity of each item.
- Model number, including options. See "How To Build a Model Number".
- Any special service required.

Note: • The indicates that a choice is required.

- The absence of the indicates that no choice is required.
- Alpha-numeric characters in place of indicate that no other alternatives are available.

HOW TO BUILD A MODEL NUMBER

- A** Select basic model.
- B** Select non-contrast or fabric contrast 1.
Refer to color addendum at ki.com or KI Fabrics & Finishes binder.
- C** Select fabric contrast 2.
Refer to color addendum at ki.com or KI Fabrics & Finishes binder.
- D** Select wood finish color.
Refer to color addendum at ki.com or KI Fabrics & Finishes binder.
For Kensington Maple add upcharge.
- E** Select arm option.

WAC	- Wood armcaps (pair)
PAC	- Black poly (pair); add \$156
- F** Select fire code.

NFR	- Compliance to TB 117-2013
FR	- Compliance to TB 133

 See pricing column for TB133 upcharge.
- G** Select moisture barrier.

NMB	- No moisture barrier
MB	- Moisture barrier

 See pricing column for moisture barrier upcharge.

KENSINGTON MAPLE UPCHARGE

Kensington Maple requires extended leadtimes.

Model	
SOG/NC	\$49
SOG/FC	\$49
SPG/NC	\$25
SPG/FC	\$25



Approx. Packaged Weight	Grade C.O.M.	Grade C	Grade D	Grade E & C.O.L.	Grade F	Grade G	Grade H	Grade I	Grade J	Grade K	Grade L Leather	Grade M Leather	TB133 add to list price	Moisture Barrier add to list price
88.0#	\$ 2594	\$ 2619	\$ 2658	\$ 2707	\$ 2739	\$ 2800	\$ 2865	\$ 2941	\$ 3099	\$ 3258	\$ 3415	\$ 3730	\$ 210	\$ 141
88.0#	2682	2707	2746	2792	2824	2886	2951	3028	3186	3345	3503	3818	210	141
98.0#	\$ 2686	\$ 2718	\$ 2777	\$ 2846	\$ 2891	\$ 2985	\$ 3078	\$ 3192	\$ 3424	\$ 3654	\$ 3886	\$ 4346	\$ 252	\$ 153
98.0#	2770	2806	2865	2933	2979	3070	3163	3281	3510	3741	3973	4431	252	153

INFORMATION

C.O.M. Requirements

C.O.M. yardage requirements listed above are based on plain goods 54" wide. If less than 54" wide or fabrics requiring matching (stripes, plaids, prints, large patterns), additional yardage will be needed. Consult C.O.M. matrix on the Ordering C.O.M. and C.O.L. page for additional yardage needed. For C.O.M. fabric sent to KI-High Point on multiple rolls, add an additional yard of fabric per roll to the yardage requirements.

C.O.L. Requirements

Figure 18 sq. ft. of leather (C.O.L.) for each yard shown (i.e., 4.75 x 18 = 85.5 sq. ft.).

Contrasting Upholstery

When contrasting fabric is chosen, price at highest in-grade.

Minimum Fabric/Leather Quantity

Minimum order for fabric is 1 yard. Minimum order for leather is 1 hide (approx-

mately 50 sq. ft).

Moisture Barrier

Moisture barrier is applied underneath the fabric cover as a means of protecting the foam. Not available with TB133

California TB133 Fire Safety Code

The above seating products can be manufactured using the appropriate flame-retardant materials and fabric selections for compliance to California Technical Bulletin 133. Please contact KI customer service for fabric compliance. Not available with moisture barrier.

Construction

Models SOG & SPG Frame constructed of kiln-dried lumber and laminated hardwood plywood. Exposed wood components finished with catalyzed varnish (specify finish when ordering). Tight seats constructed with universal 7.5-gauge sinuous wire springs. Tight back sprung with stretch strap webbing stapled into position. Mul-

tiple densities of polyurethane foam covered with a layer of .75 super soft foam. Seats, backs and arms are field replaceable. Metal ring base glider utilizes full 51 ball bearing race at all glide points for smooth operation.

SPECIAL SERVICES

Special Carton Marking

With specially marked information N/C

Shipping

Shipped assembled unless replacement parts which ship k.d. freight prepaid High Point, North Carolina 27263 factory. Freight class #250.

Specifications and prices are subject to change without prior notice.

Soltice®

Glider Replacement Parts

	MODEL	COM	MODEL NUMBER						Approx. Packaged Weight	Delivered Pricing	
			Basic Model	Non-Contrast or Fabric Contrast 1	Wood Finish	Arm Cap	Fire Code	Moisture Barrier			
SORP	Replacement Back	2.25 yd	SRGBK	□□□□				□□□	□□□	8.0#	N/A
SORP	Replacement Seat	1.5 yd	SRGST	□□□□				□□□	□□□	15.0#	N/A
SORP	Replacement Arm (Open Arm) • Includes armcap		SRGOA/LF		□□□	□□□				10.0#	\$ 775
			SRGOA/RF		□□□	□□□				10.0#	775
SORP	Replacement Arm (Closed Arm) • Includes armcap	2 yd	SRGCA/LF	□□□□	□□□	□□□	□□□	□□□	□□□	12.0#	N/A
		2 yd	SRGCA/RF	□□□□	□□□	□□□	□□□	□□□	□□□	12.0#	N/A
SORP	Replacement Armcaps • Set of 2		SRGAC		□□□	□□□				3.0#	\$ 314

A
B
C
D
E
F

HOW TO ORDER

Indicate the following information on order form:

1. Quantity of each item.
2. Model number, including options. See "How To Build a Model Number".
3. Any special service required.

Note:

- The □ indicates that a choice is required.
- The absence of the □ indicates that no choice is required.
- Alpha-numeric characters in place of □ indicate that no other alternatives are available.

HOW TO BUILD A MODEL NUMBER

- A** Select basic model.
- B** Select non-contrast or fabric contrast 1. Refer to color addendum at ki.com or KI Fabrics & Finishes binder.
- C** Select wood finish color. Refer to color addendum at ki.com or KI Fabrics & Finishes binder. For Kensington Maple add upcharge.
- D** Select arm option.

WAC	- Wood armcaps (pair)
PAC	- Black poly (pair); add \$156
- E** Select fire code.

NFR	- Compliance to TB 117-2013
FR	- Compliance to TB 133

 See pricing column for TB133 upcharge.
- F** Select moisture barrier.

NMB	- No moisture barrier
MB	- Moisture barrier

See pricing column for moisture barrier upcharge.

KENSINGTON MAPLE UPCHARGE

Kensington Maple requires extended leadtimes.

Model	
SRGOA/(RF/LF)	\$46
SRGCA/(RF/LF)	\$10



Grade C.O.M.	Grade C	Grade D	Grade E & C.O.L.	Grade F	Grade G	Grade H	Grade I	Grade J	Grade K	Grade L Leather	Grade M Leather	TB133 add to list price	Moisture Barrier add to list price
\$ 801	\$ 815	\$ 840	\$ 869	\$ 888	\$ 927	\$ 965	\$ 1015	\$ 1111	\$ 1153	\$ 1305	\$ 1499	\$ 57	\$ 38
\$ 849	\$ 861	\$ 881	\$ 902	\$ 918	\$ 945	\$ 974	\$ 1011	\$ 1085	\$ 1156	\$ 1231	\$ 1374	\$ 42	\$ 29
												N/A	N/A
												N/A	N/A
\$ 775	\$ 790	\$ 815	\$ 844	\$ 863	\$ 902	\$ 941	\$ 989	\$ 1088	\$ 1183	\$ 1280	\$ 1475	\$ 57	\$ 38
775	790	815	844	863	902	941	989	1088	1183	1280	1475	57	38
												N/A	N/A

INFORMATION

C.O.M. Requirements

C.O.M. yardage requirements listed above are based on plain goods 54" wide. If less than 54" wide or fabrics requiring matching (stripes, plaids, prints, large patterns), additional yardage will be needed. Consult C.O.M. matrix on the Ordering C.O.M. and C.O.L. page for additional yardage needed. For C.O.M. fabric sent to KI-High Point on multiple rolls, add an additional yard of fabric per roll to the yardage requirements.

C.O.L. Requirements

Figure 18 sq. ft. of leather (C.O.L.) for each yard shown (i.e., 4.75 x 18 = 85.5 sq. ft.).

Contrasting Upholstery

When contrasting fabric is chosen, price at highest in-grade.

Moisture Barrier

Moisture barrier is applied underneath the fabric cover as a means of protecting the

foam. Not available with TB133

California TB133 Fire Safety Code

The above seating products can be manufactured using the appropriate flame-retardant materials and fabric selections for compliance to California Technical Bulletin 133. Please contact KI customer service for fabric compliance. Not available with moisture barrier.

Construction

Models SOG & SPG Frame constructed of kiln-dried lumber and laminated hardwood plywood. Exposed wood components finished with catalyzed varnish (specify finish when ordering). Tight seats constructed with universal 7.5-gauge sinuous wire springs. Tight back sprung with stretch strap webbing stapled into position. Multiple densities of polyurethane foam covered with a layer of .75 super soft foam. Seats, backs and arms are field replaceable. Metal ring base glider utilizes full 51 ball bearing race at all glide points for smooth operation.

SPECIAL SERVICES

Special Carton Marking

With specially marked information N/C

Shipping

Shipped **assembled unless replacement parts which ship k.d. freight prepaid High Point, North Carolina 27263** factory. Freight class #175.

Specifications and prices are subject to change without prior notice.

Soltice® 1.5

General Information

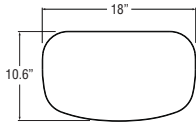


Soltice® 1.5 Recliner

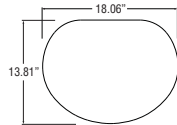
Dimensions

Overall width	32-1/8"
Overall depth	35"
Overall height	45"
Seat width	24"
Seat depth	20"
Seat height from floor	20"
Arm height at front of arm (highest point)	25-1/2"

Tablet Arm Options



**Top-Mounted Articulating
Revolving Tablet**



**Side-Mounted Articulating
Fold-Down Tablet**



Caster - Locked Position

SPECIFICATIONS

Complimentary Furniture

The following lounge collections offer complimentary furniture that creates continuity and a cohesive look throughout a facility. These complimentary pieces can be found in other sections of the KI price list.

SOLTICE HEALHCARE SEATING - Soltice Multiple Seating, Soltice Guest Seating, Soltice Lounge Seating, LaResta Day Bed (FDS/SL).

UPHOLSTERY INFORMATION

C.O.M. Fabric

For C.O.M. fabric sent to KI-High Point on multiple rolls, add an additional yard of fabric per roll to the yardage requirement. Multiple rolls have shorter pieces of fabric on them and do not allow nesting and stacking of the fabric to achieve the best yield as is done with one large roll. This results in yardage shortages and requests

for additional fabric from the client, which can delay an order. For each roll that is sent, one yard needs to be added to one of the rolls, not separately.

Fabric Disclaimer

Fabric will be applied as swatched by the fabric manufacturer. Fabric that is required to be applied differently than is swatched will need a Special Cost Request written specifying the direction the fabric is to be applied. The posted standard lead time will apply to the Special Cost Request.

FINISH INFORMATION

SPECIAL FINISH MATCHES

KI can match special finish requests at an upcharge of \$68 List per item, up to 12 or a maximum charge of \$818 List per order per color. Special finish requests must be sent to your KI customer service representative.

Upon receipt from KI, the finishing department will prepare a "strike-off" which will be sent to the customer for approval.

The approval form accompanying the strike-off should be faxed to your KI customer service representative. Upon receipt of the signed approval form, KI will proceed with the order. Disapproved samples may be sent back to KI directly with an explanation of disapproval. A Special Finish Number (SFN) will be assigned to this finish sample for future reference or reorders





Grade C.O.M.	Grade C	Grade D	Grade E & C.O.L.	Grade F	Grade G	Grade H	Grade I	Grade J	Grade K	Grade L Leather	Grade M Leather
\$ 3635	\$ 3859	\$ 3927	\$ 4002	\$ 4050	\$ 4148	\$ 4246	\$ 4366	\$ 4612	\$ 4855	\$ 5100	\$ 5590
3718	3943	4010	4086	4133	4231	4329	4452	4696	4941	5184	5674

Minimum order for fabric is 1 yard. Minimum order for leather is 1 hide (approximately 50 sq. ft).

Construction

Wood arms and armcaps (field replaceable) constructed of kiln-dried hardwood. Recliner mechanism constructed of flat and tubular steel bolted to wood arms at 16 locations. Ottoman mechanism constructed of 14-gauge steel mounted to chair frame. Back shell is 1" hardwood plywood (7 ply), glued and stapled. Seat shell is 1" hardwood plywood (7 ply). Cushioning of multiple densities of polyurethane foam. Seat and back are field replaceable. Ottoman is field replaceable. Soft touch ottoman release and push/pull handles.

KENSINGTON MAPLE UPCHARGE

Kensington Maple requires extended leadtimes.

Model
Soltice 1.5 Recliner \$10

SPECIAL SERVICES

Special Carton Marking

With specially marked information N/C

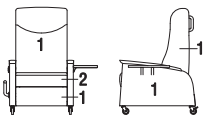
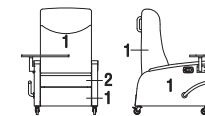
Shipping

Shipped **assembled freight prepaid f.o.b. High Point, North Carolina 27263** factory. Freight class #250.

Specifications and prices are subject to change without prior notice.

Soltice[®] 1.5

Recliner

	Features	COM	MODEL NUMBER									
			Basic Model	Non-Contrast or Fabric Contrast 1	Fabric Contrast 2	I.V. Pole	Catheter Attachment	Magazine Pouch	Arm Cap	Wood Finish	Laminate Color	
SORL2 Recliner (w/Laminate Top, Side-Mounted Articulating Fold-Down Tablet) - Non-contrast	Right facing	5.5 yd	SR15/NC/RFT/LT	<input type="checkbox"/> <input type="checkbox"/> <input type="checkbox"/> <input type="checkbox"/>		<input type="checkbox"/> <input type="checkbox"/> <input type="checkbox"/>	<input type="checkbox"/> <input type="checkbox"/> <input type="checkbox"/>	<input type="checkbox"/> <input type="checkbox"/> <input type="checkbox"/>	<input type="checkbox"/> <input type="checkbox"/> <input type="checkbox"/>	<input type="checkbox"/> <input type="checkbox"/> <input type="checkbox"/>	<input type="checkbox"/> <input type="checkbox"/> <input type="checkbox"/>	
 <p>SORL2 Recliner (w/Laminate Top, Side-Mounted Articulating Fold-Down Tablet) - Contrast</p> <ul style="list-style-type: none"> 1 = Back, arms and footrest (Fabric Contrast 1) C.O.M. = 4.5 yd 2 = Seat (Fabric Contrast 2) C.O.M. = 1.75 yd <hr/> <ul style="list-style-type: none"> Optional magazine rack (Fabric Contrast 1) C.O.M. = .5 yd 	Right facing		SR15/FC/RFT/LT	<input type="checkbox"/> <input type="checkbox"/> <input type="checkbox"/> <input type="checkbox"/>	<input type="checkbox"/> <input type="checkbox"/> <input type="checkbox"/>	<input type="checkbox"/> <input type="checkbox"/> <input type="checkbox"/>	<input type="checkbox"/> <input type="checkbox"/> <input type="checkbox"/>	<input type="checkbox"/> <input type="checkbox"/> <input type="checkbox"/>	<input type="checkbox"/> <input type="checkbox"/> <input type="checkbox"/>	<input type="checkbox"/> <input type="checkbox"/> <input type="checkbox"/>	<input type="checkbox"/> <input type="checkbox"/> <input type="checkbox"/>	
	Left facing	5.5 yd	SR15/NC/LFRT/LT	<input type="checkbox"/> <input type="checkbox"/> <input type="checkbox"/> <input type="checkbox"/>		<input type="checkbox"/> <input type="checkbox"/> <input type="checkbox"/>	<input type="checkbox"/> <input type="checkbox"/> <input type="checkbox"/>	<input type="checkbox"/> <input type="checkbox"/> <input type="checkbox"/>	<input type="checkbox"/> <input type="checkbox"/> <input type="checkbox"/>	<input type="checkbox"/> <input type="checkbox"/> <input type="checkbox"/>	<input type="checkbox"/> <input type="checkbox"/> <input type="checkbox"/>	<input type="checkbox"/> <input type="checkbox"/> <input type="checkbox"/>
 <p>SORL2 Recliner (w/Laminate Top, Top-Mounted Articulating Revolving Tablet) - Non-contrast</p>	Right facing	5.5 yd	SR15/NC/RFRT/LT	<input type="checkbox"/> <input type="checkbox"/> <input type="checkbox"/> <input type="checkbox"/>		<input type="checkbox"/> <input type="checkbox"/> <input type="checkbox"/>	<input type="checkbox"/> <input type="checkbox"/> <input type="checkbox"/>	<input type="checkbox"/> <input type="checkbox"/> <input type="checkbox"/>	<input type="checkbox"/> <input type="checkbox"/> <input type="checkbox"/>	<input type="checkbox"/> <input type="checkbox"/> <input type="checkbox"/>	<input type="checkbox"/> <input type="checkbox"/> <input type="checkbox"/>	
	<p>SORL2 Recliner (w/Laminate Top, Top-Mounted Articulating Revolving Tablet) - Contrast</p> <ul style="list-style-type: none"> 1 = Back, arms and footrest (Fabric Contrast 1) C.O.M. = 4.5 yd 2 = Seat (Fabric Contrast 2) C.O.M. = 1.75 yd <hr/> <ul style="list-style-type: none"> Optional magazine rack (Fabric Contrast 1) C.O.M. = .5 yd 	Left facing		SR15/FC/LFRT/LT	<input type="checkbox"/> <input type="checkbox"/> <input type="checkbox"/> <input type="checkbox"/>	<input type="checkbox"/> <input type="checkbox"/> <input type="checkbox"/>	<input type="checkbox"/> <input type="checkbox"/> <input type="checkbox"/>	<input type="checkbox"/> <input type="checkbox"/> <input type="checkbox"/>	<input type="checkbox"/> <input type="checkbox"/> <input type="checkbox"/>	<input type="checkbox"/> <input type="checkbox"/> <input type="checkbox"/>	<input type="checkbox"/> <input type="checkbox"/> <input type="checkbox"/>	<input type="checkbox"/> <input type="checkbox"/> <input type="checkbox"/>
Right facing			SR15/FC/RFRT/LT	<input type="checkbox"/> <input type="checkbox"/> <input type="checkbox"/> <input type="checkbox"/>	<input type="checkbox"/> <input type="checkbox"/> <input type="checkbox"/>	<input type="checkbox"/> <input type="checkbox"/> <input type="checkbox"/>	<input type="checkbox"/> <input type="checkbox"/> <input type="checkbox"/>	<input type="checkbox"/> <input type="checkbox"/> <input type="checkbox"/>	<input type="checkbox"/> <input type="checkbox"/> <input type="checkbox"/>	<input type="checkbox"/> <input type="checkbox"/> <input type="checkbox"/>	<input type="checkbox"/> <input type="checkbox"/> <input type="checkbox"/>	<input type="checkbox"/> <input type="checkbox"/> <input type="checkbox"/>

A B C D E F G H I

HOW TO ORDER

Indicate the following information on order form:

- Quantity of each item.
- Model number, including options. See "How To Build a Model Number".
- Any special service required.

Note: • The indicates that a choice is required.

- The absence of the indicates that no choice is required.
- Alpha-numeric characters in place of indicate that no other alternatives are available.

HOW TO BUILD A MODEL NUMBER

- A** Select basic model.
- B** Select non-contrast or fabric contrast 1. Refer to color addendum at ki.com or KI Fabrics & Finishes binder.
- C** Select fabric contrast 2. Refer to color addendum at ki.com or KI Fabrics & Finishes binder.
- D** Select I.V. pole (facing).
 - NS - No pole
 - LRFIV - Left facing rear; add \$312
 - RFFIV - Right facing front; add \$312
 - RRFIV - Right facing rear; add \$312
 If top articulating table is specified, table, I.V. pole and/or catheter bag attachment must all be specified in unique locations. If optional magazine pouch is specified, only Left-facing-rear (LRFIV) or No pole (NS) can be specified.

Left facing = right-handed when seated

Right facing = left-handed when seated

- E** Select catheter bag attachment hook (facing).
 - NCA - No catheter attachment
 - LRCA - Left facing rear; add \$52
 - RFCA - Right facing front; add \$52
 - RRCA - Right facing rear; add \$52
 If top articulating table is specified, table, I.V. pole and/or catheter bag attachment must all be specified in unique locations.
- F** Select magazine pouch.
 - NMR - No magazine pouch
 - RFP - Right side pouch (requires add'l fabric; matches arm); add \$199
 Magazine pouch fabric will match arm fabric selection
- G** Select arm option.
 - PAC - Black poly (pair); add \$158
 - WAC - Wood (standard)

- H** Select wood finish color. Refer to color addendum at ki.com or KI

Fabrics & Finishes binder.

- I** Select laminate color. Refer to color addendum at ki.com or KI Fabrics & Finishes binder.



Approx. Packaged Weight	Grade C.O.M.	Grade C	Grade D	Grade E & C.O.L.	Grade F	Grade G	Grade H	Grade I	Grade J	Grade K	Grade L Leather	Grade M Leather
155.0#	\$ 4052	\$ 4276	\$ 4345	\$ 4419	\$ 4467	\$ 4565	\$ 4663	\$ 4784	\$ 5031	\$ 5273	\$ 5507	\$ 6006
155.0#	\$ 4135	\$ 4360	\$ 4429	\$ 4504	\$ 4553	\$ 4649	\$ 4746	\$ 4878	\$ 5114	\$ 5357	\$ 5602	\$ 6091
155.0#	\$ 4052	\$ 4276	\$ 4345	\$ 4419	\$ 4467	\$ 4565	\$ 4663	\$ 4784	\$ 5031	\$ 5273	\$ 5507	\$ 6006
155.0#	4052	4276	4345	4419	4467	4565	4663	4784	5031	5273	5507	6006
155.0#	\$ 4135	\$ 4360	\$ 4429	\$ 4504	\$ 4553	\$ 4649	\$ 4746	\$ 4878	\$ 5114	\$ 5357	\$ 5602	\$ 6091
155.0#	4135	4360	4429	4504	4553	4649	4746	4878	5114	5357	5602	6091

INFORMATION

Moisture Barrier \$144

C.O.M. Requirements

C.O.M. yardage requirements listed above are based on plain goods 54" wide. If less than 54" wide or fabrics requiring matching (stripes, plaids, prints, large patterns), additional yardage will be needed. Consult C.O.M. matrix on the Ordering C.O.M. and C.O.L. page for additional yardage needed. For C.O.M. fabric sent to KI-High Point on multiple rolls, add an additional yard of fabric per roll to the yardage requirements.

C.O.L. Requirements

Figure 18 sq. ft. of leather (C.O.L.) for each yard shown (i.e., 4.75 x 18 = 85.5 sq. ft.).

Contrasting Upholstery

When contrasting fabric is chosen, price at highest in-grade.

Minimum Fabric/Leather Quantity

Minimum order for fabric is 1 yard. Minimum order for leather is 1 hide (approximately 50 sq. ft).

Construction

Wood arms and armcaps (field replaceable) constructed of kiln-dried hardwood. Recliner mechanism constructed of flat and tubular steel bolted to wood arms at 16 locations. Ottoman mechanism constructed of 14-gauge steel mounted to chair frame. Back shell is 1" hardwood plywood (7 ply), glued and stapled. Seat shell is 1" hardwood plywood (7 ply). Cushioning of multiple densities of polyurethane foam. Seat and back are field replaceable. Ottoman is field replaceable. Soft touch ottoman release and push/pull handles.

KENSINGTON MAPLE UPCHARGE

Kensington Maple requires extended leadtimes.

Model
Soltice 1.5 Recliner \$10

SPECIAL SERVICES

Special Carton Marking

With specially marked information N/C

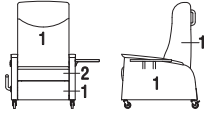
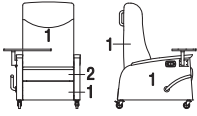
Shipping

Shipped **assembled freight prepaid f.o.b. High Point, North Carolina 27263** factory. Freight class #250.

Specifications and prices are subject to change without prior notice.

Soltice[®] 1.5

Recliner

	Features	COM	MODEL NUMBER									
			Basic Model	Non-Contrast or Fabric Contrast 1	Fabric Contrast 2	I.V. Pole	Catheter Attachment	Magazine Pouch	Arm Cap	Wood Finish	Veneer Color	
SORL2 Recliner (w/Veneer Top, Side-Mounted Articulating Fold-Down Tablet) - Non-contrast	Right facing	5.5 yd	SR15/NC/RFT/VT	<input type="checkbox"/> <input type="checkbox"/> <input type="checkbox"/> <input type="checkbox"/>		<input type="checkbox"/> <input type="checkbox"/> <input type="checkbox"/>	<input type="checkbox"/> <input type="checkbox"/> <input type="checkbox"/>	<input type="checkbox"/> <input type="checkbox"/> <input type="checkbox"/>	<input type="checkbox"/> <input type="checkbox"/> <input type="checkbox"/>	<input type="checkbox"/> <input type="checkbox"/> <input type="checkbox"/>	<input type="checkbox"/> <input type="checkbox"/> <input type="checkbox"/>	<input type="checkbox"/> <input type="checkbox"/> <input type="checkbox"/>
	Right facing		SR15/FC/RFT/VT	<input type="checkbox"/> <input type="checkbox"/> <input type="checkbox"/> <input type="checkbox"/>	<input type="checkbox"/> <input type="checkbox"/> <input type="checkbox"/>	<input type="checkbox"/> <input type="checkbox"/> <input type="checkbox"/>	<input type="checkbox"/> <input type="checkbox"/> <input type="checkbox"/>	<input type="checkbox"/> <input type="checkbox"/> <input type="checkbox"/>	<input type="checkbox"/> <input type="checkbox"/> <input type="checkbox"/>	<input type="checkbox"/> <input type="checkbox"/> <input type="checkbox"/>	<input type="checkbox"/> <input type="checkbox"/> <input type="checkbox"/>	<input type="checkbox"/> <input type="checkbox"/> <input type="checkbox"/>
	SORL2 Recliner (w/Veneer Top, Side-Mounted Articulating Fold-Down Tablet) - Contrast											
<ul style="list-style-type: none"> • 1 = Back, arms and footrest (Fabric Contrast 1) C.O.M. = 4.5 yd • 2 = Seat (Fabric Contrast 2) C.O.M. = 1.75 yd <hr/> <ul style="list-style-type: none"> • Optional magazine rack (Fabric Contrast 1) C.O.M. = .5 yd 												
SORL2 Recliner (w/Veneer Top, Top-Mounted Articulating Revolving Tablet) - Non-contrast	Left facing Right facing	5.5 yd 5.5 yd	SR15/NC/LFRT/VT SR15/NC/RFRT/VT	<input type="checkbox"/> <input type="checkbox"/> <input type="checkbox"/> <input type="checkbox"/> <input type="checkbox"/> <input type="checkbox"/> <input type="checkbox"/> <input type="checkbox"/>		<input type="checkbox"/> <input type="checkbox"/> <input type="checkbox"/> <input type="checkbox"/> <input type="checkbox"/> <input type="checkbox"/>	<input type="checkbox"/> <input type="checkbox"/> <input type="checkbox"/> <input type="checkbox"/> <input type="checkbox"/> <input type="checkbox"/>	<input type="checkbox"/> <input type="checkbox"/> <input type="checkbox"/> <input type="checkbox"/> <input type="checkbox"/> <input type="checkbox"/>	<input type="checkbox"/> <input type="checkbox"/> <input type="checkbox"/> <input type="checkbox"/> <input type="checkbox"/> <input type="checkbox"/>	<input type="checkbox"/> <input type="checkbox"/> <input type="checkbox"/> <input type="checkbox"/> <input type="checkbox"/> <input type="checkbox"/>	<input type="checkbox"/> <input type="checkbox"/> <input type="checkbox"/> <input type="checkbox"/> <input type="checkbox"/> <input type="checkbox"/>	<input type="checkbox"/> <input type="checkbox"/> <input type="checkbox"/> <input type="checkbox"/> <input type="checkbox"/> <input type="checkbox"/>
	Left facing Right facing		SR15/FC/LFRT/VT SR15/FC/RFRT/VT	<input type="checkbox"/> <input type="checkbox"/> <input type="checkbox"/> <input type="checkbox"/> <input type="checkbox"/> <input type="checkbox"/> <input type="checkbox"/> <input type="checkbox"/>	<input type="checkbox"/> <input type="checkbox"/> <input type="checkbox"/> <input type="checkbox"/> <input type="checkbox"/> <input type="checkbox"/>	<input type="checkbox"/> <input type="checkbox"/> <input type="checkbox"/> <input type="checkbox"/> <input type="checkbox"/> <input type="checkbox"/>	<input type="checkbox"/> <input type="checkbox"/> <input type="checkbox"/> <input type="checkbox"/> <input type="checkbox"/> <input type="checkbox"/>	<input type="checkbox"/> <input type="checkbox"/> <input type="checkbox"/> <input type="checkbox"/> <input type="checkbox"/> <input type="checkbox"/>	<input type="checkbox"/> <input type="checkbox"/> <input type="checkbox"/> <input type="checkbox"/> <input type="checkbox"/> <input type="checkbox"/>	<input type="checkbox"/> <input type="checkbox"/> <input type="checkbox"/> <input type="checkbox"/> <input type="checkbox"/> <input type="checkbox"/>	<input type="checkbox"/> <input type="checkbox"/> <input type="checkbox"/> <input type="checkbox"/> <input type="checkbox"/> <input type="checkbox"/>	<input type="checkbox"/> <input type="checkbox"/> <input type="checkbox"/> <input type="checkbox"/> <input type="checkbox"/> <input type="checkbox"/>
	SORL2 Recliner (w/Veneer Top, Top-Mounted Articulating Revolving Tablet) - Contrast											
<ul style="list-style-type: none"> • 1 = Back, arms and footrest (Fabric Contrast 1) C.O.M. = 4.5 yd • 2 = Seat (Fabric Contrast 2) C.O.M. = 1.75 yd <hr/> <ul style="list-style-type: none"> • Optional magazine rack (Fabric Contrast 1) C.O.M. = .5 yd 												

A
B
C
D
E
F
G
H
I

HOW TO ORDER

Indicate the following information on order form:

- Quantity of each item.
- Model number, including options. See "How To Build a Model Number".
- Any special service required.

Note: • The indicates that a choice is required.

- The absence of the indicates that no choice is required.
- Alpha-numeric characters in place of indicate that no other alternatives are available.

HOW TO BUILD A MODEL NUMBER

- A** Select basic model.
- B** Select non-contrast or fabric contrast 1. Refer to color addendum at ki.com or KI Fabrics & Finishes binder.
- C** Select fabric contrast 2. Refer to color addendum at ki.com or KI Fabrics & Finishes binder.
- D** Select I.V. pole (facing).
 - NS** - No pole
 - LRFIV** - Left facing rear; add \$312
 - RFFIV** - Right facing front; add \$312
 - RRFIV** - Right facing rear; add \$312
 If top articulating table is specified, table, I.V. pole and/or catheter bag attachment must all be specified in unique locations. If optional magazine pouch is specified, only Left-facing-rear (LRFIV) or No pole (NS) can be specified.

Left facing = right-handed when seated

Right facing = left-handed when seated

- E** Select catheter bag attachment hook (facing).
 - NCA** - No catheter attachment
 - LRCA** - Left facing rear; add \$52
 - RFCA** - Right facing front; add \$52
 - RRCA** - Right facing rear; add \$52
 If top articulating table is specified, table, I.V. pole and/or catheter bag attachment must all be specified in unique locations.
- F** Select magazine pouch.
 - NMR** - No magazine pouch
 - RFP** - Right side pouch (requires add'l fabric; matches arm); add \$199
 Magazine pouch fabric will match arm fabric selection
- G** Select arm option.
 - PAC** - Black poly (pair); add \$158
 - WAC** - Wood (standard)

- H** Select wood finish color. Refer to color addendum at ki.com or KI

Fabrics & Finishes binder.

- I** Select veneer color. Refer to color addendum at ki.com or KI Fabrics & Finishes binder.



Approx. Packaged Weight	Grade C.O.M.	Grade C	Grade D	Grade E & C.O.L.	Grade F	Grade G	Grade H	Grade I	Grade J	Grade K	Grade L Leather	Grade M Leather
155.0#	\$ 4052	\$ 4276	\$ 4345	\$ 4419	\$ 4467	\$ 4565	\$ 4663	\$ 4784	\$ 5031	\$ 5273	\$ 5507	\$ 6006
155.0#	\$ 4135	\$ 4360	\$ 4429	\$ 4504	\$ 4553	\$ 4649	\$ 4746	\$ 4878	\$ 5114	\$ 5357	\$ 5602	\$ 6091
155.0#	\$ 4052	\$ 4276	\$ 4345	\$ 4419	\$ 4467	\$ 4565	\$ 4663	\$ 4784	\$ 5031	\$ 5273	\$ 5507	\$ 6006
155.0#	4052	4276	4345	4419	4467	4565	4663	4784	5031	5273	5507	6006
155.0#	\$ 4135	\$ 4360	\$ 4429	\$ 4504	\$ 4553	\$ 4649	\$ 4746	\$ 4878	\$ 5114	\$ 5357	\$ 5602	\$ 6091
155.0#	4135	4360	4429	4504	4553	4649	4746	4878	5114	5357	5602	6091

INFORMATION

Moisture Barrier \$144

C.O.M. Requirements

C.O.M. yardage requirements listed above are based on plain goods 54" wide. If less than 54" wide or fabrics requiring matching (stripes, plaids, prints, large patterns), additional yardage will be needed. Consult C.O.M. matrix on the Ordering C.O.M. and C.O.L. page for additional yardage needed. For C.O.M. fabric sent to KI-High Point on multiple rolls, add an additional yard of fabric per roll to the yardage requirements.

C.O.L. Requirements

Figure 18 sq. ft. of leather (C.O.L.) for each yard shown (i.e., 4.75 x 18 = 85.5 sq. ft.).

Contrasting Upholstery

When contrasting fabric is chosen, price at highest in-grade.

Minimum Fabric/Leather Quantity

Minimum order for fabric is 1 yard. Minimum order for leather is 1 hide (approximately 50 sq. ft.).

Construction

Wood arms and armcaps (field replaceable) constructed of kiln-dried hardwood. Recliner mechanism constructed of flat and tubular steel bolted to wood arms at 16 locations. Ottoman mechanism constructed of 14-gauge steel mounted to chair frame. Back shell is 1" hardwood plywood (7 ply), glued and stapled. Seat shell is 1" hardwood plywood (7 ply). Cushioning of multiple densities of polyurethane foam. Seat and back are field replaceable. Ottoman is field replaceable. Soft touch ottoman release and push/pull handles.

KENSINGTON MAPLE UPCHARGE

Kensington Maple requires extended leadtimes.

Model
Soltice 1.5 Recliner \$10

SPECIAL SERVICES

Special Carton Marking

With specially marked information N/C

Shipping

Shipped **assembled freight prepaid f.o.b. High Point, North Carolina 27263** factory. Freight class #250.

Specifications and prices are subject to change without prior notice.

Soltice® II

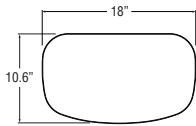
General Information



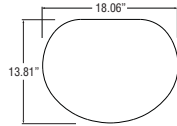
Soltice® II Recliner

Dimensions	
Overall width	32-1/8"
Overall depth	35"
Overall height	47"
Seat width	24"
Seat depth	20"
Seat height from floor	22"
Seat height from footrest	18-1/2"
Arm height at front of arm (highest point)	27-1/2"

Tablet Arm Options



**Top-Mounted Articulating
Revolving Tablet**



**Side-Mounted Articulating
Fold-Down Tablet**

SPECIFICATIONS

Complimentary Furniture

The following lounge collections offer complimentary furniture that creates continuity and a cohesive look throughout a facility. These complimentary pieces can be found in other sections of the price list.

SOLTICE HEALTHCARE SEATING - Soltice Multiple Seating, Soltice Guest Seating, Soltice Lounge Seating, LaResta Day Bed (FDS/SL)

UPHOLSTERY INFORMATION

C.O.M. Fabric

For C.O.M. fabric sent to KI-High Point on multiple rolls, add an additional yard of fabric per roll to the yardage requirement. Multiple rolls have shorter pieces of fabric on them and do not allow nesting and stacking of the fabric to achieve the best yield as is done with one large roll. This results in yardage shortages and requests for addition

UPHOLSTERY INFORMATION

C.O.M. Fabric

For C.O.M. fabric sent to KI-High Point on multiple rolls, add an additional yard of fabric per roll to the yardage requirement. Multiple rolls have shorter pieces of fabric on them and do not allow nesting and stacking of the fabric to achieve the best yield as is done with one large roll. This results in yardage shortages and requests for additional fabric from the client, which can hold up the order. For each roll that is sent, one yard needs to be added and needs to be added to one of the rolls, not separately.

Fabric Disclaimer

Fabric will be applied as swatched by the fabric manufacturer. Fabric that is required to be applied differently than is swatched will need a Special Cost Request written specifying the direction the fabric is to be applied. The posted standard lead time will apply to the Special Cost Request.

FINISH INFORMATION

SPECIAL FINISH MATCHES

KI can match special finish requests at an upcharge of \$68 List per item, up to 12 or a maximum charge of \$818 List per order per color. Special finish requests must be sent to your KI customer service representative.

Upon receipt from KI, the finishing department will prepare a "strike-off" which will be sent to the customer for approval.

The approval form accompanying the strike-off should be faxed to your KI customer service representative. Upon receipt of the signed approval form, KI will proceed with the order. Disapproved samples may be sent back to KI directly with an explanation of disapproval. A Special Finish Number (SFN) will be assigned to this finish sample for future reference or reorders





Grade C.O.M.	Grade C	Grade D	Grade E & C.O.L.	Grade F	Grade G	Grade H	Grade I	Grade J	Grade K	Grade L Leather	Grade M Leather
\$ 4554	\$ 4777	\$ 4844	\$ 4919	\$ 4967	\$ 5066	\$ 5161	\$ 5286	\$ 5530	\$ 5774	\$ 6018	\$ 6507
4636	4862	4928	5004	5050	5150	5247	5369	5612	5859	6102	6590

INFORMATION

Moisture Barrier \$144

Kensington Maple Upcharge

Kensington Maple requires extended leadtimes.

Model

Soltice II Recliner \$10

C.O.M. Requirements

C.O.M. yardage requirements listed above are based on plain goods 54" wide. If less than 54" wide or fabrics requiring matching (stripes, plaids, prints, large patterns), additional yardage will be needed. Consult C.O.M. matrix on the Ordering C.O.M. and C.O.L. page for additional yardage needed. For C.O.M. fabric sent to KI-High Point on multiple rolls, add an additional yard of fabric per roll to the yardage requirements.

C.O.L. Requirements

Figure 18 sq. ft. of leather (C.O.L.) for each yard shown (i.e., 4.75 x 18 = 85.5 sq. ft.).

Contrasting Upholstery

When contrasting fabric is chosen, price at highest in-grade.

Minimum Fabric/Leather Quantity

Minimum order for fabric is 1 yard. Minimum order for leather is 1 hide (approximately 50 sq. ft.).

Construction

Wood arms and armcaps (field replaceable) constructed of kiln-dried hardwood. Recliner mechanism constructed of flat and tubular steel bolted to wood arms at 16 locations. Ottoman mechanism constructed of 14-gauge steel mounted to chair frame. Back shell is 1" hardwood plywood (7 ply), glued and stapled. Seat shell is 1" hardwood plywood (7 ply). Cushioning of multiple densities of polyurethane foam. Seat and back are field replaceable. Ottoman is field replaceable. Soft touch ottoman release and push/pull handles. 5" sealed casters engaged with a foot-actuated central locking/

braking caster system.

SPECIAL SERVICES

Special Carton Marking

With specially marked information N/C

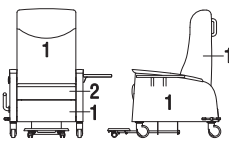
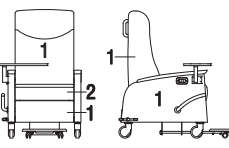
Shipping

Shipped **assembled freight prepaid f.o.b. High Point, North Carolina 27263** factory. Freight class #250.

Specifications and prices are subject to change without prior notice.

Soltice® II

Recliner

	Features	COM	MODEL NUMBER									
			Basic Model	Non-Contrast or Fabric Contrast 1	Fabric Contrast 2	I.V. Pole	Catheter Attachment	Magazine Pouch	Arm Cap	Wood Finish	Laminate Color	
SORL2 Recliner (w/Laminate Top, Side-Mounted Articulating Fold-Down Tablet) - Non-contrast	Right facing	5.5 yd	SRII/NC/RF/TL	□□□□		□□	□□	□□	□□	□□	□□	□□
	Right facing		SRII/FC/RF/TL	□□□□	□□□□	□□	□□	□□	□□	□□	□□	□□
	SORL2 Recliner (w/Laminate Top, Side-Mounted Articulating Fold-Down Tablet) - Contrast											
<ul style="list-style-type: none"> • 1 = Back, arms and footrest (Fabric Contrast 1) C.O.M. = 4.5 yd • 2 = Seat (Fabric Contrast 2) C.O.M. = 1.75 yd 												
<ul style="list-style-type: none"> • Optional magazine rack (Fabric Contrast 1) C.O.M. = .5 yd 												
SORL2 Recliner (w/Laminate Top, Top-Mounted Articulating Revolving Tablet) - Non-contrast	Left facing Right facing	5.5 yd 5.5 yd	SRII/NC/LFRT/LT SRII/NC/RFRT/LT	□□□□ □□□□		□□ □□	□□ □□	□□ □□	□□ □□	□□ □□	□□ □□	□□ □□
	Left facing Right facing		SRII/FC/LFRT/LT SRII/FC/RFRT/LT	□□□□ □□□□	□□□□ □□□□	□□ □□	□□ □□	□□ □□	□□ □□	□□ □□	□□ □□	□□ □□
	SORL2 Recliner (w/Laminate Top, Top-Mounted Articulating Revolving Tablet) - Contrast											
<ul style="list-style-type: none"> • 1 = Back, arms and footrest (Fabric Contrast 1) C.O.M. = 4.5 yd • 2 = Seat (Fabric Contrast 2) C.O.M. = 1.75 yd 												
<ul style="list-style-type: none"> • Optional magazine rack (Fabric Contrast 1) C.O.M. = .5 yd 												

A B C D E F G H I

HOW TO ORDER

Indicate the following information on order form:

- Quantity of each item.
- Model number, including options. See "How To Build a Model Number".
- Any special service required.

Note: • The □ indicates that a choice is required.

- The absence of the □ indicates that no choice is required.
- Alpha-numeric characters in place of □ indicate that no other alternatives are available.

HOW TO BUILD A MODEL NUMBER

- A** Select basic model.
- B** Select non-contrast or fabric contrast 1. Refer to color addendum at ki.com or KI Fabrics & Finishes binder.
- C** Select fabric contrast 2. Refer to color addendum at ki.com or KI Fabrics & Finishes binder.
- D** Select I.V. pole (facing).
 - NS** - No pole
 - LRFIV** - Left facing rear; add \$312
 - RFFIV** - Right facing front; add \$312
 - RRFIV** - Right facing rear; add \$312
 If top articulating table is specified, table, I.V. pole and/or catheter bag attachment must all be specified in unique locations. If optional magazine pouch is specified, only Left-facing-rear (LRFIV) or No pole (NS) can be specified.

Left facing = right-handed when seated

Right facing = left-handed when seated

- E** Select catheter bag attachment hook (facing).
 - NCA** - No catheter attachment
 - LRCA** - Left facing rear; add \$52
 - RFCA** - Right facing front; add \$52
 - RRCA** - Right facing rear; add \$52
 If top articulating table is specified, table, I.V. pole and/or catheter bag attachment must all be specified in unique locations.
- F** Select magazine pouch.
 - NMR** - No magazine pouch
 - RFP** - Right side pouch (requires add'l fabric; matches arm); add \$199
 Magazine pouch fabric will match arm fabric selection
- G** Select arm option.
 - WAC** - Wood armcaps (pair)
 - PAC** - Black poly (pair); add \$158

- H** Select wood finish color. Refer to color addendum at ki.com or KI

Fabrics & Finishes binder.

- I** Select laminate color. Refer to color addendum at ki.com or KI Fabrics & Finishes binder.



Approx. Packaged Weight	Grade C.O.M.	Grade C	Grade D	Grade E & C.O.L.	Grade F	Grade G	Grade H	Grade I	Grade J	Grade K	Grade L Leather	Grade M Leather
155.0#	\$ 4969	\$ 5195	\$ 5261	\$ 5336	\$ 5383	\$ 5483	\$ 5581	\$ 5703	\$ 5946	\$ 6191	\$ 6435	\$ 6925
155.0#	\$ 5052	\$ 5277	\$ 5347	\$ 5421	\$ 5468	\$ 5566	\$ 5663	\$ 5786	\$ 6031	\$ 6276	\$ 6519	\$ 7008
155.0#	\$ 4969	\$ 5195	\$ 5261	\$ 5336	\$ 5383	\$ 5483	\$ 5581	\$ 5703	\$ 5946	\$ 6191	\$ 6435	\$ 6925
155.0#	4969	5195	5261	5336	5383	5483	5581	5703	5946	6191	6435	6925
155.0#	\$ 5052	\$ 5277	\$ 5347	\$ 5421	\$ 5468	\$ 5566	\$ 5663	\$ 5786	\$ 6031	\$ 6276	\$ 6519	\$ 7008
155.0#	5052	5277	5347	5421	5468	5566	5663	5786	6031	6276	6519	7008

INFORMATION

Moisture Barrier \$144

Kensington Maple Upcharge

Kensington Maple requires extended leadtimes.

Model
Soltice II Recliner \$10

C.O.M. Requirements

C.O.M. yardage requirements listed above are based on plain goods 54" wide. If less than 54" wide or fabrics requiring matching (stripes, plaids, prints, large patterns), additional yardage will be needed. Consult C.O.M. matrix on the Ordering C.O.M. and C.O.L. page for additional yardage needed. For C.O.M. fabric sent to KI-High Point on multiple rolls, add an additional yard of fabric per roll to the yardage requirements.

C.O.L. Requirements

Figure 18 sq. ft. of leather (C.O.L.) for each yard shown (i.e., 4.75 x 18 = 85.5 sq. ft.).

Contrasting Upholstery

When contrasting fabric is chosen, price at highest in-grade.

Minimum Fabric/Leather Quantity

Minimum order for fabric is 1 yard. Minimum order for leather is 1 hide (approximately 50 sq. ft.).

Construction

Wood arms and armcaps (field replaceable) constructed of kiln-dried hardwood. Recliner mechanism constructed of flat and tubular steel bolted to wood arms at 16 locations. Ottoman mechanism constructed of 14-gauge steel mounted to chair frame. Back shell is 1" hardwood plywood (7 ply), glued and stapled. Seat shell is 1" hardwood plywood (7 ply). Cushioning of multiple densities of polyurethane foam. Seat and back are field replaceable. Ottoman is field replaceable. Soft touch ottoman release and push/pull handles. 5" sealed casters engaged with a foot-actuated central locking/

braking caster system.

SPECIAL SERVICES

Special Carton Marking

With specially marked information N/C

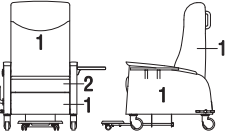
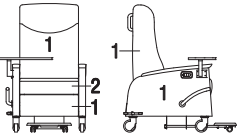
Shipping

Shipped assembled freight prepaid f.o.b. High Point, North Carolina 27263 factory. Freight class #250.

Specifications and prices are subject to change without prior notice.

Soltice® II

Recliner

		MODEL NUMBER									
Features	COM	Basic Model	Non-Contrast or Fabric Contrast 1	Fabric Contrast 2	I.V. Pole	Catheter Attachment	Magazine Pouch	Arm Cap	Wood Finish	Veneer Color	
SORL2 Recliner (w/Veneer Top, Side-Mounted Articulating Fold-Down Tablet) - Non-contrast	Right facing 5.5 yd	SRII/NC/RFT/VT	□□□□		□□	□□	□□	□□	□□	□□	
	Right facing	SRII/FC/RFT/VT	□□□□	□□□□	□□	□□	□□	□□	□□	□□	
SORL2 Recliner (w/Veneer Top, Side-Mounted Articulating Fold-Down Tablet) - Contrast											
<ul style="list-style-type: none"> 1 = Back, arms and footrest (Fabric Contrast 1) C.O.M. = 4.5 yd 2 = Seat (Fabric Contrast 2) C.O.M. = 1.75 yd <hr/> <ul style="list-style-type: none"> Optional magazine rack (Fabric Contrast 1) C.O.M. = .5 yd 											
SORL2 Recliner (w/Veneer Top, Top-Mounted Articulating Revolving Tablet) - Non-contrast	Left facing 5.5 yd Right facing 5.5 yd	SRII/NC/LFRT/VT SRII/NC/RFRT/VT	□□□□ □□□□		□□ □□	□□ □□	□□ □□	□□ □□	□□ □□	□□ □□	
	Left facing Right facing	SRII/FC/LFRT/VT SRII/FC/RFRT/VT	□□□□ □□□□	□□□□ □□□□	□□ □□	□□ □□	□□ □□	□□ □□	□□ □□	□□ □□	
SORL2 Recliner (w/Veneer Top, Top-Mounted Articulating Revolving Tablet) - Contrast											
<ul style="list-style-type: none"> 1 = Back, arms and footrest (Fabric Contrast 1) C.O.M. = 4.5 yd 2 = Seat (Fabric Contrast 2) C.O.M. = 1.75 yd <hr/> <ul style="list-style-type: none"> Optional magazine rack (Fabric Contrast 1) C.O.M. = .5 yd 											

A B C D E F G H I

HOW TO ORDER

Indicate the following information on order form:

- Quantity of each item.
- Model number, including options. See "How To Build a Model Number".
- Any special service required.

Note: • The □ indicates that a choice is required.

- The absence of the □ indicates that no choice is required.
- Alpha-numeric characters in place of □ indicate that no other alternatives are available.

HOW TO BUILD A MODEL NUMBER

- A** Select basic model.
- B** Select non-contrast or fabric contrast 1. Refer to color addendum at ki.com or KI Fabrics & Finishes binder.
- C** Select fabric contrast 2. Refer to color addendum at ki.com or KI Fabrics & Finishes binder.
- D** Select I.V. pole (facing).
 - NS** - No pole
 - LRFIV** - Left facing rear; add \$312
 - RFFIV** - Right facing front; add \$312
 - RRFIV** - Right facing rear; add \$312
 If top articulating table is specified, table, I.V. pole and/or catheter bag attachment must all be specified in unique locations. If optional magazine pouch is specified, only Left-facing-rear (LRFIV) or No pole (NS) can be specified.

Left facing = right-handed when seated

Right facing = left-handed when seated

- E** Select catheter bag attachment hook (facing).
 - NCA** - No catheter attachment
 - LRCA** - Left facing rear; add \$52
 - RFCA** - Right facing front; add \$52
 - RRCA** - Right facing rear; add \$52
 If top articulating table is specified, table, I.V. pole and/or catheter bag attachment must all be specified in unique locations.
- F** Select magazine pouch.
 - NMR** - No magazine pouch
 - RFP** - Right side pouch (requires add'l fabric; matches arm); add \$199
 Magazine pouch fabric will match arm fabric selection
- G** Select arm option.
 - WAC** - Wood armcaps (pair)
 - PAC** - Black poly (pair); add \$158

- H** Select wood finish color. Refer to color addendum at ki.com or KI

Fabrics & Finishes binder.

- I** Select veneer color. Refer to color addendum at ki.com or KI Fabrics & Finishes binder.



Approx. Packaged Weight	Grade C.O.M.	Grade C	Grade D	Grade E & C.O.L.	Grade F	Grade G	Grade H	Grade I	Grade J	Grade K	Grade L Leather	Grade M Leather
155.0#	\$ 4969	\$ 5195	\$ 5261	\$ 5336	\$ 5383	\$ 5483	\$ 5581	\$ 5703	\$ 5946	\$ 6191	\$ 6435	\$ 6925

155.0#	\$ 5052	\$ 5277	\$ 5347	\$ 5421	\$ 5468	\$ 5566	\$ 5663	\$ 5786	\$ 6031	\$ 6276	\$ 6519	\$ 7008
--------	---------	---------	---------	---------	---------	---------	---------	---------	---------	---------	---------	---------

155.0#	\$ 4969	\$ 5195	\$ 5261	\$ 5336	\$ 5383	\$ 5483	\$ 5581	\$ 5703	\$ 5946	\$ 6191	\$ 6435	\$ 6925
155.0#	4969	5195	5261	5336	5383	5483	5581	5703	5946	6191	6435	6925

155.0#	\$ 5052	\$ 5277	\$ 5347	\$ 5421	\$ 5468	\$ 5566	\$ 5663	\$ 5786	\$ 6031	\$ 6276	\$ 6519	\$ 7008
155.0#	5052	5277	5347	5421	5468	5566	5663	5786	6031	6276	6519	7008

INFORMATION

Moisture Barrier \$144

Kensington Maple Upcharge

Kensington Maple requires extended leadtimes.

Model
Soltice II Recliner \$10

C.O.M. Requirements

C.O.M. yardage requirements listed above are based on plain goods 54" wide. If less than 54" wide or fabrics requiring matching (stripes, plaids, prints, large patterns), additional yardage will be needed. Consult C.O.M. matrix on the Ordering C.O.M. and C.O.L. page for additional yardage needed. For C.O.M. fabric sent to KI-High Point on multiple rolls, add an additional yard of fabric per roll to the yardage requirements.

C.O.L. Requirements

Figure 18 sq. ft. of leather (C.O.L.) for each

yard shown (i.e., 4.75 x 18 = 85.5 sq. ft.).

Contrasting Upholstery

When contrasting fabric is chosen, price at highest in-grade.

Minimum Fabric/Leather Quantity

Minimum order for fabric is 1 yard. Minimum order for leather is 1 hide (approximately 50 sq. ft.).

Construction

Wood arms and armcaps (field replaceable) constructed of kiln-dried hardwood. Recliner mechanism constructed of flat and tubular steel bolted to wood arms at 16 locations. Ottoman mechanism constructed of 14-gauge steel mounted to chair frame. Back shell is 1" hardwood plywood (7 ply), glued and stapled. Seat shell is 1" hardwood plywood (7 ply). Cushioning of multiple densities of polyurethane foam. Seat and back are field replaceable. Ottoman is field replaceable. Soft touch ottoman release and push/pull handles. 5" sealed casters

engaged with a foot-actuated central locking/braking caster system.

SPECIAL SERVICES

Special Carton Marking

With specially marked information N/C

Shipping

Shipped assembled freight prepaid f.o.b. High Point, North Carolina 27263 factory. Freight class #250.

Specifications and prices are subject to change without prior notice.

Soltice® II

Recliner Replacement Parts

	MODEL	COM	MODEL NUMBER					Approx. Packaged Weight	Delivered Pricing
			Basic Model	Non-Contrast or Fabric Contrast 1	Arm Cap	Wood Finish	Moisture Barrier		
SORP2	Replacement Back	2 yd	SRR2BK	□□□□			□□□	40.0#	N/A
SORP2	Replacement Seat	1 yd	SRR2ST	□□□□			□□□	5.0#	N/A
SORP2	Replacement Armcaps • Set of 2		SRR2AC		□□□	□□□		10.0#	\$ 579
SORP2	Replacement Ottoman	.5 yd	SRR2FT	□□□□			□□□	5.0#	N/A
			A	B	C	D	E		

HOW TO ORDER

Indicate the following information on order form:

- Quantity of each item.
- Model number, including options. See "How To Build a Model Number".
- Any special service required.

Note: • The □ indicates that a choice is required.

- The absence of the □ indicates that no choice is required.
- Alpha-numeric characters in place of □ indicate that no other alternatives are available.

HOW TO BUILD A MODEL NUMBER

- A** Select basic model.
- B** Select non-contrast or fabric contrast 1.
Refer to color addendum at ki.com or KI Fabrics & Finishes binder.
- C** Select arm option.
WAC - Wood (standard)
PAC - Black poly (pair); add \$158
- D** Select wood finish color.
Refer to color addendum at ki.com or KI Fabrics & Finishes binder.
- E** Select moisture barrier.
NMB - No moisture barrier
MB - Moisture barrier
See pricing column for moisture barrier upcharge.



Grade C.O.M.	Grade C	Grade D	Grade E & C.O.L.	Grade F	Grade G	Grade H	Grade I	Grade J	Grade K	Grade L Leather	Grade M Leather	Moisture Barrier add to list price
\$ 933	\$ 1017	\$ 1039	\$ 1066	\$ 1085	\$ 1121	\$ 1155	\$ 1200	\$ 1290	\$ 1376	\$ 1466	\$ 1645	\$ 96
\$ 339	\$ 382	\$ 391	\$ 407	\$ 415	\$ 433	\$ 451	\$ 473	\$ 517	\$ 561	\$ 607	\$ 694	\$ 37
N/A												
\$ 345	\$ 367	\$ 373	\$ 380	\$ 383	\$ 391	\$ 401	\$ 413	\$ 435	\$ 457	\$ 478	\$ 523	\$ 37

INFORMATION

C.O.M. Requirements

C.O.M. yardage requirements listed above are based on plain goods 54" wide. If less than 54" wide or fabrics requiring matching (stripes, plaids, prints, large patterns), additional yardage will be needed. Consult C.O.M. matrix on the Ordering C.O.M. and C.O.L. page for additional yardage needed. For C.O.M. fabric sent to KI-High Point on multiple rolls, add an additional yard of fabric per roll to the yardage requirements.

C.O.L. Requirements

Figure 18 sq. ft. of leather (C.O.L.) for each yard shown (i.e., 4.75 x 18 = 85.5 sq. ft.).

Contrasting Upholstery

When contrasting fabric is chosen, price at highest in-grade.

KENSINGTON MAPLE UPCHARGE

Kensington Maple requires extended leadtimes.

Model
Soltice II Recliner \$10

SPECIAL SERVICES

Special Carton Marking

With specially marked information N/C

Shipping

Shipped **assembled freight prepaid f.o.b. High Point, North Carolina 27263** factory. Freight class #150.

Specifications and prices are subject to change without prior notice.

Index

Model No.	Description	Page	Model No.	Description	Page
BIB/NC	Built-In: Built-In, Basic (Laminated Sides)	10	RSL05	Sled Base Chair: Removable Padded Seat and Back Upholstery with Trim	58
BID/NC	Built-In: Built-In, Laminated Drawers and Sides	10	RVL00	4-Leg Metal Chair: Mesh Seat and Back with Trim	60
BIP/NC	Built-In: Built-In, Laminated Front Panel and Sides	10	RVL04	4-Leg Metal Chair: Removable Padded Upholstery Back with Mesh Seat and Trim	60
PG/NC	Glider: Glider (Closed Arm)	44	RVL05	4-Leg Metal Chair: Removable Padded Seat and Back Upholstery with Trim	60
PGC/NC	Glider: Replacement Cover Set	44	SLS/NC	Sleeper: Lounge Sleeper - No Arm	66
PLS/NC	Sleeper: Lounge Sleeper	20	SLSC	Sleeper: Lounge Sleeper Replacement Seat & Back Cushions	66
PLSC	Sleeper: Lounge Sleeper Replacement Seat & Back Cushions	20	SLSP/NC	Sleeper: Lounge Sleeper - Closed Arm	66
PLSS/DS/NC	Sleeper: Loveseat Sleeper - DS (Open, Both Sides Facing)	24	SLSS/DS/NC	Sleeper: Loveseat Sleeper (Armless) - DS (Open, Both Sides Facing)	70
PLSS/LFS/NC	Sleeper: Loveseat Sleeper - LFS (Open, Left Side Facing)	22	SLSS/LFS/NC	Sleeper: Loveseat Sleeper (Armless) - LFS (Open, Left Side Facing)	68
PLSS/RFS/NC	Sleeper: Loveseat Sleeper - RFS (Open, Right Side Facing)	22	SLSS/RFS/NC	Sleeper: Loveseat Sleeper (Armless) - RFS (Open, Right Side Facing)	68
PLSSC/DS	Sleeper Replacement Parts: Loveseat Sleeper Replacement Seat & Back Cushions - DS	26	SLSSC/DS	Sleeper Replacement Parts: Loveseat Sleeper Replacement Seat & Back Cushions - DS	76
PLSSC/LFS	Sleeper Replacement Parts: Loveseat Sleeper Replacement Seat & Back Cushions - LFS	26	SLSSC/LFS	Sleeper Replacement Parts: Loveseat Sleeper Replacement Seat & Back Cushions - LFS	76
PLSSC/RFS	Sleeper Replacement Parts: Loveseat Sleeper Replacement Seat & Back Cushions - RFS	26	SLSSC/RFS	Sleeper Replacement Parts: Loveseat Sleeper Replacement Seat & Back Cushions - RFS	76
POCL/NC	Bariatric: Bariatric Chair (Open Arm)	42	SLSSP/DS/NC	Sleeper: Loveseat Sleeper (Closed Arm) - DS (Open, Both Sides Facing)	74
POP/NC	Patient Chair: Patient Chair (Open Arm)	36	SLSSP/LFS/NC	Sleeper: Loveseat Sleeper (Closed Arm) - LFS (Open, Left Side Facing)	72
POPC/NC	Patient Chair Replacement Parts: Patient Chair Replacement Back and Seat Cover Set (Open Arm)	40	SLSSP/RFS/NC	Sleeper: Loveseat Sleeper (Closed Arm) - RFS (Open, Right Side Facing)	72
POT	Patient Chair: Ottoman	36	SOCL/NC	Bariatric: Bariatric Chair (Open Arm)	90
POX/NC	Patient Chair: Motion Patient Chair (Open Arm)	38	SOG/NC	Glider: Glider (Open Arm)	94
POXC/NC	Patient Chair Replacement Parts: Motion Patient Chair Replacement Back and Seat Cover Set (Open Arm)	40	SOP/NC	Patient Chair: Patient Chair (Open Arm)	86
PPP/NC	Patient Chair: Patient Chair (Closed Arm)	36	SPCL/NC	Bariatric: Bariatric Chair (Closed Arm)	90
PPPC/NC	Patient Chair Replacement Parts: Patient Chair Replacement Back and Seat Cover Set (Closed Arm)	40	SPG/NC	Glider: Glider (Closed Arm)	94
PPX/NC	Patient Chair: Motion Patient Chair (Closed Arm)	38	SPP/NC	Patient Chair: Patient Chair (Closed Arm)	86
PPXC/NC	Patient Chair Replacement Parts: Motion Patient Chair Replacement Back and Seat Cover Set (Closed Arm)	40	SPX/NC	Patient Chair: Motion Patient Chair (Closed Arm)	86
PR/FC/LFT/LT	Recliner: Recliner (w/ Laminate Side Articulating Tablet) - Contrast	30	SR/FC/LFRT/LT	Recliner: Recliner (w/Laminate Top, Top-Mounted Articulating Revolving Tablet) - Contrast	80
PR/FC/LFT/VT	Recliner: Recliner (w/ Veneer Side Articulating Tablet) - Contrast	32	SR/FC/LFRT/VT	Recliner: Recliner (w/Veneer Top, Top-Mounted Articulating Revolving Tablet) - Contrast	82
PR/NC	Recliner: Recliner	28	SR/FC/LFT/LT	Recliner: Recliner (w/Laminate Top, Side-Mounted Articulating Fold-Down Tablet) - Contrast	80
PR/NC/LFT/LT	Recliner: Recliner (w/ Laminate Side Articulating Tablet) - Non-contrast	30	SR/FC/LFT/VT	Recliner: Recliner (w/Veneer Top, Side-Mounted Articulating Fold-Down Tablet) - Contrast	82
PR/NC/LFT/VT	Recliner: Recliner (w/ Veneer Side Articulating Tablet) - Non-contrast	32	SR/NC	Recliner: Recliner (Closed Arm)	78
PRII/FC/RFT/LT	Recliner: Recliner (w/ Laminate Side Articulating Tablet) - Contrast	50	SR/NC/LFRT/LT	Recliner: Recliner (w/Laminate Top, Top-Mounted Articulating Revolving Tablet) - Non-contrast	80
PRII/FC/RFT/VT	Recliner: Recliner (w/ Veneer Side Articulating Tablet) - Contrast	52	SR/NC/LFRT/VT	Recliner: Recliner (w/Veneer Top, Top-Mounted Articulating Revolving Tablet) - Non-contrast	82
PRII/NC	Recliner: Recliner (Closed Arm)	48	SR/NC/LFT/LT	Recliner: Recliner (w/Laminate Top, Side-Mounted Articulating Fold-Down Tablet) - Non-contrast	80
PRII/NC/RFT/LT	Recliner: Recliner (w/ Laminate Side Articulating Tablet) - Non-contrast	50	SR/NC/LFT/VT	Recliner: Recliner (w/Veneer Top, Side-Mounted Articulating Fold-Down Tablet) - Non-contrast	82
PRII/NC/RFT/VT	Recliner: Recliner (w/ Veneer Side Articulating Tablet) - Non-contrast	52	SR15/FC/LFRT/LT	Recliner: Recliner (w/Laminate Top, Top-Mounted Articulating Revolving Tablet) - Contrast	102
PRR2BK	Recliner Replacement Parts: Replacement Back	54	SR15/FC/LFRT/VT	Recliner: Recliner (w/Veneer Top, Top-Mounted Articulating Revolving Tablet) - Contrast	104
PRR2FT	Recliner Replacement Parts: Replacement Ottoman	54	SR15/FC/RFT/LT	Recliner: Recliner (w/Laminate Top, Side-Mounted Articulating Fold-Down Tablet) - Contrast	102
PRR2ST	Recliner Replacement Parts: Replacement Seat	54	SR15/FC/RFT/VT	Recliner: Recliner (w/Veneer Top, Side-Mounted Articulating Fold-Down Tablet) - Contrast	104
PRRC	Recliner: PR Replacement Cover Set	28	SR15/NC	Recliner: Recliner (Closed Arm)	100
PRW/NC	Recliner: Wallsaver Recliner	34	SR15/NC/LFRT/LT	Recliner: Recliner (w/Laminate Top, Top-Mounted Articulating Revolving Tablet) - Non-contrast	102
PRWC	Recliner: PRW Replacement Cover Set - Wallsaver	34	SR15/NC/LFRT/VT	Recliner: Recliner (w/Veneer Top, Top-Mounted Articulating Revolving Tablet) - Non-contrast	104
RETRO.MEDCASTER	Sleeper Replacement Parts: Replacement Med Caster Kit	106	SR15/NC/RFT/LT	Recliner: Recliner (w/Laminate Top, Side-Mounted Articulating Revolving Tablet) - Non-contrast	104
RSC2	Accessories/Options: Removable Seat Cover	62			
RSL00	Sled Base Chair: Mesh Seat and Back with Trim	58			
RSL04	Sled Base Chair: Removable Padded Upholstery Back with Mesh Seat and Trim	58			



Model No.	Description	Page	Model No.	Description	Page
	Mounted Articulating Fold-Down Tablet) - Non-contrast	102			
SR15/NC/RFT/VT	Recliner: Recliner (w/Veneer Top, Side-Mounted Articulating Fold-Down Tablet) - Non-contrast	104			
SRBAC	Bariatric Replacement Parts: Replacement Armcaps	92			
SRBBK	Bariatric Replacement Parts: Replacement Back	92			
SRBCA/LF	Bariatric Replacement Parts: Replacement Arm (Closed Arm)	92			
SRBOA/LF	Bariatric Replacement Parts: Replacement Arm (Open Arm)	92			
SRBSC	Bariatric Replacement Parts: Replacement Seat (Closed Arm)	92			
SRBST	Bariatric Replacement Parts: Replacement Seat (Open Arm)	92			
SRGAC	Glider Replacement Parts: Replacement Armcaps	96			
SRGBK	Glider Replacement Parts: Replacement Back	96			
SRGCA/LF	Glider Replacement Parts: Replacement Arm (Closed Arm)	96			
SRGOA/LF	Glider Replacement Parts: Replacement Arm (Open Arm)	96			
SRGST	Glider Replacement Parts: Replacement Seat	96			
SR11/FC/LFRT/LT	Recliner: Recliner (w/Laminate Top, Top-Mounted Articulating Revolving Tablet) - Contrast	102			
SR11/FC/LFRT/VT	Recliner: Recliner (w/Veneer Top, Top-Mounted Articulating Revolving Tablet) - Contrast	104			
SR11/FC/RFT/LT	Recliner: Recliner (w/Laminate Top, Side-Mounted Articulating Fold-Down Tablet) - Contrast	102			
SR11/FC/RFT/VT	Recliner: Recliner (w/Veneer Top, Side-Mounted Articulating Fold-Down Tablet) - Contrast	104			
SR11/NC	Recliner: Recliner (Closed Arm)	100			
SR11/NC/LFRT/LT	Recliner: Recliner (w/Laminate Top, Top-Mounted Articulating Revolving Tablet) - Non-contrast	102			
SR11/NC/LFRT/VT	Recliner: Recliner (w/Veneer Top, Top-Mounted Articulating Revolving Tablet) - Non-contrast	104			
SR11/NC/RFT/LT	Recliner: Recliner (w/Laminate Top, Side-Mounted Articulating Fold-Down Tablet) - Non-contrast	102			
SR11/NC/RFT/VT	Recliner: Recliner (w/Veneer Top, Side-Mounted Articulating Fold-Down Tablet) - Non-contrast	104			
SRMBC	Patient Chair Replacement Parts: Motion Patient Chair Replacement Back	88			
SRMCA/LF	Patient Chair Replacement Parts: Motion Patient Chair Replacement Arm	88			
SRMSC	Patient Chair Replacement Parts: Motion Patient Chair Replacement Seat	88			
SRPAC	Patient Chair Replacement Parts: Patient Chair Replacement Armcaps	88			
SRPBK	Patient Chair Replacement Parts: Patient Chair Replacement Back	88			
SRPCA/LF	Patient Chair Replacement Parts: Patient Chair Replacement Closed Arm	88			
SRPOA/LF	Patient Chair Replacement Parts: Patient Chair Replacement Open Arm	88			
SRPST	Patient Chair Replacement Parts: Patient Chair Replacement Seat	88			
SRR2AC	Recliner Replacement Parts: Replacement Armcaps	114			
SRR2BK	Recliner Replacement Parts: Replacement Back	114			
SRR2FT	Recliner Replacement Parts: Replacement Ottoman	114			
SRR2ST	Recliner Replacement Parts: Replacement Seat	114			
SRRAC	Recliner Replacement Parts: Replacement Arm Caps	84			
SRRBK	Recliner Replacement Parts: Replacement Back	84			
SRRCA/LF	Recliner Replacement Parts: Replacement Arm	84			
SRRFT	Recliner Replacement Parts: Replacement Footrest	84			
SRRSC	Recliner Replacement Parts: Replacement Seat Cover Only	84			



KI
1330 Bellevue Street
P.O. Box 8100
Green Bay, Wisconsin 54308-8100
1-800-424-2432
www.ki.com

KI and Furnishing Knowledge
are registered trademarks
of Krueger International, Inc.

© 2011 KI
All Rights Reserved.
Litho in USA.
Code KI-11481R1/KI/VL/211