



KEILHAUER

Price List 2016

Effective September 1, 2016
Due to the constant evolution of, and
additions to, product lines, Keilhauer
encourages reference to:
www.keilhauerpricelist.com

Keilhauer
1450 Birchmount Road
Toronto, Ontario
Canada M1P 2E3
TEL: 416-759-5665
FAX: 416-759-5723
Toll free tel: 800-724-5665
Toll free fax: 800-440-5723
Customer Service Fax: 1-866-513-1535
www.keilhauer.com

Index

Terms and Conditions	4
Freight Information	4
Warranty	4
Customer's own material	5
Keilhauer Textiles	5
Finishes	5
Product Information	5-8

DESK, CONFERENCE AND TASK CHAIRS

6C	9-11
Aesync	12-14
Collo	15
Cona	16
Danforth	17
Elite	18
Filo	19
Junior	20
Reeve	21
Respons	22-23
Sguig	24
Simple	25
Tom	26-35
Unity	36
Vanilla	37-40

STOOLS

6C	41
Aesync	42
Also	43-45
Cahoots	46
Flit	47
Gym	48
Junior	49
Jusky	50
Juxta	51-53
Loon	54-55
Simple	56
Sip	57
Sky Stool	58-64
Tom	65
Trua	66

SIDE CHAIRS

Cahoots	67
Collo	68
Filo	69
Juxta	70
Reeve	71
Sguig	72
Simple	73

LOUNGE SEATING

Boxcar	74
Branden	75-76
Bridge	77-78
Cahoots	79-80
Cal	81
Canal	82
Cascade	83
Celia	84
Chemistry	85
Coach	86
Collo	87
Dario	88
Doko	89-90
Doon	91
Eglington	92
Felt	93
Grand	94-95
Highland	96
Howden	97
Jumble	98-99
Juxta	100-102
KM-Round Back Lounge	103
KM-Classic Low Arm	104
KM-Classic Club	105
KM-Modern Lounge	106
KM-Tufted Tuxedo	107
Lo	108
Meota	109
Net	110
Plunk	111
Ponder	112
Talk	113
Visit	114-120
Wheels	121

TABLES

Boxcar	122
Branden	123
Bridge	124
Cahoots	125
Cal	126
Canal	127
Chemistry	128
Grand	129
Gym	130
Jumble	131
Juxta	132-136
KM-Tables	137
Loon	138
Net	139
Sip	140
Syz	141-147
Talk	148
Turn	149
Visit	150
Wheels	151

MULTIPURPOSE STACKING CHAIRS

Also	152
Chips	153-154
Flit	155
Gym	156
Loon	157-158
Mimic	159
Trua	160

Design & Engineering

Design and Engineering are an integral part of Keilhauer’s commitment to customer satisfaction. Keilhauer works with renowned Canadian, U.S. and European product designers who collaborate with a skilled in-house technical research and development team. Keilhauer manufactures all products in accordance with the BIFMA and ANSI requirements. CAL 133 fire retardance testing has been done on a number of products. Product specifications and information on testing results are available upon request.

Dimensions

All dimensions noted herein are approximate and subject to slight deviation.

Special Sizes

Keilhauer is prepared to address special size requirements. Please consult the factory with details. If the factory determines applicability of special requirements, a price quotation will be prepared.

Care and Maintenance

Maintenance of textiles should include regular vacuuming to maintain appearance. For stains, please consult a professional cleaning service.

Leather upholstery should be dusted or wiped with a clean soft cloth dampened with water and a very mild liquid soap. For stains, please consult a professional leather cleaning service.

Warranty

Keilhauer merchandise is warranted to be free from defects in material and workmanship as follows:

Standard usage (single shift - 40 hours per week)

Desk, conference and task chairs	10 years
Lounge seating	10 years
Multi-purpose stacking chairs	10 years
Tables	10 years
Textiles	1 year

24 hour usage:

Desk, conference and task chairs	4 years
----------------------------------	---------

During this warranty period Keilhauer will repair or at its option replace, free of charge, such merchandise as shall prove to be defective. This warranty does not apply to damage resulting from accident, alteration, misuse, tampering, negligence, or abuse. Textiles, leathers, and powder coat finishes are not warranted against fading, wear or marking since it is beyond Keilhauer’s control. All other warranties (including any warranty of fitness whether by law, implied or expressed, or otherwise) are hereby excluded.

The foregoing warranty extends only to the original purchasers who acquire new product from Keilhauer. Any product, part, or component must have been used according to Keilhauer’s published instructions and installed and maintained by Keilhauer or an authorized Keilhauer representative.

Prices

Published prices are list, freight included. Canadian orders are payable in Canadian funds and are F.O.B. destination. United States orders are payable in United States funds and are F.O.B. destination. Prices do not include taxes or installation. Please see Freight.

Terms

Net 30 days from date of invoice for accredited buyers. Interest on overdue accounts may be charged at the rate of two percent per month. The buyer will also be liable for reasonable collection costs and attorney fees.

Credit

Credit may be established upon acceptance of satisfactory references. Keilhauer requires a bank reference with initial purchase order for new customers. A deposit on all first time orders is standard procedure. Established customers must provide a bank reference to increase current credit limit. Keilhauer may cancel or change credit terms at its discretion.

Placing Orders

Product Name, Product Number, Quantity, Fabric, End User Information, Applicable Taxes, a Purchase Order Number, and authorized signature as well as any product specific options (as outlined in the Price List), are required when placing an order.

Orders are to be submitted to:
Keilhauer
1450 Birchmount Road
Toronto, ON
M1P 2E3
or faxed to:
1-866-513-1535
or emailed to:
customer.service@keilhauer.com

Orders

Orders are accepted by issuance of Keilhauer’s formal order acknowledgement and are subject to the terms and conditions as set forth herein and on the order acknowledgement; notwithstanding any variance from the terms and conditions set forth on buyers order forms. Orders are to be submitted to:
Keilhauer
1450 Birchmount Road
Toronto, ON
M1P 2E3
or faxed to:
1-866-513-1535
or emailed to:
customer.service@keilhauer.com

Order Changes

Requests for changes to orders must be made in writing and are subject to approval and applicable cost.

Cancellation

Orders may not be terminated without Keilhauer’s consent. Cancellation cannot be accepted after fabric has been cut or after materials have been placed on order.

Returns

No merchandise may be returned to Keilhauer without Keilhauer’s consent. If returned by agreement, transportation must be prepaid. Call customer service first to receive a return goods authorization number (RGA). Product returned without an RGA will be declined.

Casters

Dual wheel hooded carpet casters are standard on all Keilhauer office chairs. Soft-wheel casters can be specified for use on hardwood floors. Request on your order and add \$58 list per chair.

Parts

Orders for parts are to be submitted with a courier account number. Orders received without this information will ship COD.

Delivery

Keilhauer is not liable for delay or failure to deliver due to strikes, lockouts or other labour difficulties, failure or delay at sources of supply, transportation difficulties, accidents, fire, war, riot, compliance with government regulations, acts of God or other causes of like or unlike nature beyond Keilhauer’s control. Keilhauer makes every effort to meet required delivery dates and times, however we do not guarantee arrival times. Keilhauer will not pay any labour charges without Keilhauer’s prior consent. Keilhauer does not reimburse for late arrival times.

Freight

Freight is included, prepaid, to the dealer warehouse in Canada (10 provinces) and U.S.A. (48 contiguous states), on a dock-to-dock basis, using Keilhauer’s carrier, unless advised otherwise by customer. Direct-to-site shipments must be discussed with Keilhauer to determine site accommodations, at which point additional charges may be applicable. Charges will apply to non-commercial, inside delivery, remote site, after hours deliveries, and all other extraordinary deliveries. Dock must be able to accommodate a 53-foot trailer. Minimum 4 hour delivery window required, within standard business hours of 9am to 5pm.

If customer requests a specific carrier, shipments will be made freight collect at customer’s expense. Keilhauer carriers provide one free hour for offloading product, depending on the size of the order, after which waiting charges will apply and will be billed accordingly.

Due to the handling requirements of large table tops, the Syz collection of tables will always be crated and there will be a net upcharge for this crating (see page 129 for net upcharge by table top size). Please note some Syz table models have 2-piece tops. See model description for applicable models.

Please contact Keilhauer customer service department with all freight questions/quotes. Also see Prices.

Storage

If customer will not accept delivery when goods are ready to ship in accordance with Keilhauer’s order confirmation, Keilhauer reserves the right to transfer goods to storage at customer’s risk and expense and deem such transfer as delivery for all purposes including invoicing and payment.

Claims

Keilhauer is not responsible for damage suffered in transit or storage. Customer must examine merchandise upon receipt and note any obvious damage on carrier’s delivery receipt. Any concealed damage must be reported to Keilhauer, in writing, within 24 hours of receipt. All packaging materials must be kept for inspection. Keilhauer reserves the right to send in an inspection agent to assess damage. Failure to make such claims shall constitute full acceptance of the merchandise.

Packaging

As a standard Keilhauer blanket wraps large orders. If you require your order to be boxed, please contact your customer service representative for additional costs.

Due to the handling requirements of large table tops, the Syz collection of tables will always be crated and there will be a net upcharge for this crating (see page 129 for net upcharge by table top size).

Customer's Own Material (COM)

Approval

Keilhauer reserves the right to reject COM fabrics that, in Keilhauer's opinion, are unsuitable. Once COM has been accepted Keilhauer assumes no responsibility for its overall appearance, flammability, normal durability, colour fastness or any other quality after upholstered on a Keilhauer product.

Yardage Requirements

Yardage requirements, as shown in price list, are based on 54" width plain material. If fabric is less than 54" please apply the following additional yardages:
 49" – 52" add 10%
 44" – 48" add 15%
 less than 44" please consult factory.

If fabric is 54" wide with repeat, please apply the following additional yardages:
 Repeat 5" or under as noted in price list.
 Repeat 6" – 12" add 10% to yardage required.
 Repeat 12" – 20" add 15% to yardage required.
 Repeat 21" – 25" add 20% to yardage required.
 Any repeat over 25" – Please consult customer service for required yardage.

Upholstery of all vinyls and artificial leathers will be charged at COM price.

Upholstery of Faux Suede will be charged at COM price.

All stripes will be applied vertically unless customer specifies otherwise.

Shipping Instructions

All COM fabrics should be shipped freight prepaid and tagged with Keilhauer's order acknowledgement number, customer name, address and purchase order number to:

Keilhauer
 1450 Birchmount Road
 Toronto, ON
 Canada M1P 2E3

Attach a sample of the COM fabric to the purchase order for easy identification.

For fabrics being shipped from the United States for U.S. customers, please mark bill of lading "Attention: Welke Customs Brokers/Keilhauer". To ensure quick clearance by our broker, a commercial invoice describing the goods (eg. 100% wool, etc.) and the value, should be attached to the bill of lading.

Order Scheduling

COM orders are not scheduled for production until all fabrics for your order are received. The entire order, including non-COM products, will be held for COM arrival and scheduling unless Keilhauer is advised to split shipment.

Customer's Own Leather (COL)

Approval

Keilhauer reserves the right to reject COL's that, in Keilhauer's opinion, are unsuitable. Once COL has been accepted Keilhauer assumes no responsibility for its overall appearance, flammability, normal durability, colour fastness or any other quality after upholstered on a Keilhauer product.

Keilhauer will not accept nor use any painted leather. A painted leather is described as any suede or full top grain leather which is not vat dyed with the same colour through the entire hide. For COL square footage required, please note heading by individual product in price list. Where COL hide is less than 30 square feet per hide, please consult factory for COL requirements.

Keilhauer Textiles

Keilhauer fabrics and leathers are available for purchase on a cut yardage and square footage basis respectively at the following prices:

	LIST	NET
Fabric Grade A	\$55.00	\$25.00
Fabric Grade B	\$77.00	\$35.00
Fabric Grade C	\$99.00	\$45.00
Fabric Grade D	\$132.00	\$60.00
Fabric Grade E	\$165.00	\$75.00
Fabric Grade F	\$198.00	\$90.00
Fabric Grade G	\$231.00	\$105.00
Fabric Grade H	\$264.00	\$120.00
Leather Grade A	\$17.00	\$7.65
Leather Grade B	\$24.00	\$10.80
Leather Grade C	\$32.00	\$14.40

Leather

The minimum order is a half hide. Exact footage requests cannot be met. Due to variable hide sizes, the shipping/ billing quantity may differ from your order quantity. The customer is liable for a maximum of 10% overage from order quantity. Marks, scars or wrinkles occurring naturally in leather are not covered by warranty.

Flammability Standards

All Keilhauer upholstery, including textiles and leathers, as well as the foam used in our products, meet CAL 117 standards. Where product is required to meet other specific flammability codes, please contact the factory with information. Keilhauer will determine whether the product can be manufactured to meet the specific codes in question, and a price quotation will be prepared.

Seat Deck

Seat decks for all loose cushion styles are covered in double knit jersey.

Textile & Leather Cards and Memos

For Keilhauer textile cards and memos, please send email to textilememos@keilhauer.com

Wood Finishes

Keilhauer tables are available in standard finishes. All of our veneers are carefully selected for uniformity of colour and grain, however, wood is a natural substance and minor variations may occur due to the unique nature of the material and may not be an exact match to our samples.

Wood is a natural product that will have colour variation within a single piece of furniture. There may also be variation from one piece to the next. Light finishes do not hide or mask these natural characteristics and it is important that the customer understand there will be variations from piece to piece. Other factors also affect colour over time such as exposure to light.

The finishes on tables may vary slightly from those on seating due to the natural characteristics of the wood.

Special Finishes (for Syz, Juxta & Chemistry Tables)

Keilhauer will make every effort to accommodate special finish requests from our customers. These requests, when available, are subject to a \$250 net coloration charge plus a 5% net upcharge. Additional lead times may be required for these items. Special finish orders will not be acknowledged until the Special Finish is approved in writing and received at Keilhauer Customer Service.

Power Configurations (for Juxta, Syz & Visit Tables)

Data & HDMI slots are available upon request and we can configure the 4 slots to your specifications. Please consult the factory if this is required. Additional lead times may be required for these special requests.

Product Information

EFFECTIVE SEPTEMBER 1, 2016

Desk/Conference/Task Chair Base Finishes:

For Danforth, Elite and Respons

- B00 - Chrome
- B01 - Black
- B20 - Wood base (see product page for upcharge)

Gym, Loon and Talk Table Standard Laminates:

- 918 - Neutral White
- 932 - Antique White
- 929 - Oyster Gray
- 902 - Platinum
- 928 - Mouse
- 949 - White
- 909 - Black (also available on Chemistry, Juxta tables/tablets, Sip, Syz, Wheels & Visit tables)

Chemistry, Juxta Tables/Tablets, Sip, Syz, Talk, Visit & Wheels Standard Laminates:

- | | |
|----------------------------|----------------------------|
| Lam 11 - Manitoba Maple | Lam 31 - Designer White |
| Lam 12 - Monticello Maple* | Lam 32 - Antique White |
| Lam 13 - Fonthill Pear | Lam 33 - Alabaster |
| Lam 14 - Biltmore Cherry | Lam 34 - Haze |
| Lam 15 - Hampton Walnut | Lam 35 - Slate Grey |
| Lam 16 - Montana Walnut | Lam 36 - Dove Grey |
| Lam 17 - Xanadu | Lam 37 - North Sea |
| Lam 18 - Studio Teak | Lam 39 - Crisp Linen |
| Lam 19 - Cafelle | Lam 40 - Venetian Ale |
| Lam 20 - Honduran Mahogany | Lam 41 - Cosmic Strandz |
| Lam 21 - Empire Mahogany | Lam 42 - Vapor Strandz |
| Lam 22 - Walnut Heights | Lam 43 - Satin Stainless** |

*Excluding Syz

** Excluding Juxta

Talk laminate edge detail is reversed bevel painted to match top

Chemistry, Gym, Juxta Tables/Tablets, Loon, Sip, Syz, Talk, Visit and Wheels Matte Laminates:

- | | |
|------------------------|----------------------|
| Lam60 - Bianco Alaska | Lam68 - Grigio Bromo |
| Lam61 - Bianco Kos | Lam69 - Blu Delft |
| Lam62 - Bianco Malé | Lam70 - Nero Ingo |
| Lam63 - Grigio Efeso | Lam71 - Titanio Doha |
| Lam64 - Beige Luxor | Lam72 - Zinco Doha |
| Lam65 - Rosa Colorado | Lam73 - Bronzo Doha |
| Lam66 - Castoro Ottawa | Lam74 - Piombo Doha |
| Lam67 - Grigio Londra | |

Tablets (for Jusky and Juxta):

Tablet arm matches base. Tablet surface is either black urethane at no upcharge, Standard laminate for a \$300 upcharge, or Matte laminate for a \$345 upcharge (laminate option available for Juxta only).

Veneers for Bridge Seating and Tables, Cal Tables, Grand Seating and Tables:

- M - Solid Maple with Clear Coat (must specify a stain)
- C - Solid Cherry with Clear Coat
- W - Solid Walnut with Clear Coat

Minor variations may occur in colour, texture and grain due to the uniqueness of the wood. The furniture you receive may not match perfectly to your sample.

Juxta, Chemistry and Syz Table Veneers:

- OKN - Rift Cut Natural Oak
- OKG - Rift Cut Grey Oak
- OKB - Rift Cut Black Oak
- MAN - Natural Maple
- MAG - Golden Maple
- WAN - Natural Walnut
- WAD - Dark Walnut
- WAM - Mahogany (on Walnut)
- CHN - Natural Cherry
- CHM - Medium Cherry
- CHD - Dark Cherry
- CUS - Custom Stain (add \$250 net flat fee, plus 5% net)

Chips, Trua Wood Veneers:

- OKN - Rift Cut Natural Oak
- WAN - Natural Walnut

Collo, Ponder, Sip and Visit Ash Wood Leg Stains:

- | | |
|----------------|---------------------|
| AHM - Midnight | AHC - Chartreuse |
| AHS - Snow | AHG - Dark Grey |
| AHB - Blue | AHF - Fog |
| AHP - Pink | AHN - Natural Ash |
| AHY - Yellow | AHW - Walnut on Ash |

Minor variations may occur in colour, texture and grain due to the uniqueness of the wood. The furniture you receive may not match perfectly to your sample.

Wood Stains (maple veneer only):

- W21 - Natural Maple
 - W22 - Natural Cherry
 - W23 - Medium Cherry
 - W24 - Dark Cherry
 - W25 - Walnut
 - W26 - Mahogany
 - W27 - Solid Black
 - W28 - Black Stain
 - W30 - Honey
 - W20 - Custom colour (on Maple Veneer only)
- Keilhauer will match to the finish you require. No upcharge. Send us a sample of the colour or wood stain required with your order. There is an upcharge for high gloss lacquer finishes. Please note that the lead times from the factory will be based on receipt of the sample stain, not the order date or COM receipt date.

Minor variations may occur in colour, texture and grain due to the uniqueness of the wood. The furniture you receive may not match perfectly to your sample.

Turn Table Colours:

- TN0 - Natural Oiled
- TNN - Natural Clear Coat
- TN70 - Soft White
- TN71 - Spring Leaf
- TN72 - Burnt Orange
- TN73 - Red
- TN74 - Blue
- TN75 - Black

Leg/Frame Finishes:

- PA00 - Polished Aluminum
- PN00 - Brushed Nickel
- Chrome
- Matte Chrome (available on Chemistry and Dario)

Powders:

- PC00 - Nickel
- PC01 - Onyx
- PC05 - Shale
- PC06 - Mica
- PC21 - Matte Black (Loon)
- PC22 - Matte White (Loon)
- PC23 - Dark Grey (Aesync, Juxta, Syz)
- PC24 - Warm Grey (Aesync, Syz)
- PC25 - White (Aesync, Syz)
- PC26 - Black (Satin) (Aesync, Syz)

There may be minor colour variations between the sample chip and furniture received.

Boxcar Table Glass Colours:

- Clear
- Smoke

Syz Table Glass Colours:

- GLO1 - Vermillion
- GLO2 - Dark Grey
- GLO3 - Silver
- GLO4 - Dove
- GLO5 - Beige
- GLO6 - White

Canal, K-Modern, Juxta and Syz Quartz Colours:

- BLZ - Blizzard (white)
- RVN - Raven (black)
- RCC - Raw Concrete (Canal only)

Standard Solid Plastic Colours:

- | | | |
|----------------|-----------------|-----------------|
| Aesync | Also | Chips |
| 14 - Warm Grey | 02 - Spring | 02 - Spring |
| 15 - Black | 09 - Silver | 12 - Steel Blue |
| 23 - Dark Grey | 11 - Teal | 13 - Titanium |
| | 12 - Steel Blue | 14 - Warm Grey |
| | 13 - Titanium | 15 - Black |
| Collo | 14 - Warm Grey | 16 - White |
| 14 - Warm Grey | 14 - Warm Grey | 17 - Wet Sand |
| 15 - Black | 15 - Black | 19 - Orange |
| 23 - Dark Grey | 17 - Wet Sand | 21 - Turquoise |
| | | 22 - Magenta |

6C

- 14 - Warm Grey
- 15 - Black

Mimic

- 02 - Spring
- 04 - Sky
- 12 - Steel Blue
- 13 - Titanium
- 14 - Warm Grey
- 15 - Black
- 16 - White
- 17 - Wet Sand

Loon

- 02 - Spring
- 12 - Steel Blue
- 13 - Titanium
- 14 - Warm Grey
- 15 - Black
- 16 - White
- 17 - Wet Sand
- 19 - Orange
- 25 - Red

Trua

- 06 - Dusk
- 08 - Pearl
- 09 - Silver
- 11 - Teal
- 12 - Steel Blue
- 13 - Titanium
- 14 - Warm Grey
- 15 - Black
- 16 - White
- 17 - Wet Sand
- 24 - Moss
- 25 - Red

Standard Translucent Plastic Colours:

- | | |
|------------------|------------------|
| Also | Gym |
| 30 - Frost | 30 - Frost |
| 32 - Soft Black | 31 - Silver |
| 33 - Navy | 32 - Soft Black |
| 37 - Ocean | 33 - Navy |
| 39 - Soft Yellow | 37 - Ocean |
| 41 - Earth | 39 - Soft Yellow |
| 50 - Lime | 41 - Earth |
| 52 - Tomato | 46 - Blueberry |
| | 52 - Tomato |
| | 54 - Orange |
| | 56 - Soft Spring |

Colour Stable

This represents all of the Keilhauer stacking chair colours available. Standard colour offerings are shown under each individual product. If a colour is not shown as a standard offering, there is a minimum order of 125 chairs. Please contact your sales representative for exceptions due to available inventory.

Solids:

- | | | |
|-------------|-----------------|----------------|
| 01 - Sun | 10 - Pale Green | 18 - Yellow |
| 02 - Spring | 11 - Teal | 19 - Orange |
| 03 - Grass | 12 - Steel Blue | 20 - Espresso |
| 04 - Sky | 13 - Titanium | 21 - Turquoise |
| 05 - Crocus | 14 - Warm Grey | 22 - Magenta |
| 06 - Dusk | 15 - Black | 23 - Dark Grey |
| 08 - Pearl | 16 - White | 24 - Moss |
| 09 - Silver | 17 - Wet Sand | 25 - Red |

Transluents (only available for Also and Gym):

- | | |
|------------------|------------------|
| 30 - Frost | 41 - Earth |
| 32 - Soft Black | 42 - Raspberry |
| 33 - Navy | 44 - Grape |
| 34 - Lilac | 46 - Blueberry |
| 35 - Lavender | 48 - Turquoise |
| 36 - Soft Plum | 50 - Lime |
| 37 - Ocean | 52 - Tomato |
| 38 - Celery | 54 - Orange |
| 39 - Soft Yellow | 56 - Soft Spring |
| 40 - Cantaloupe | |

Doko Plastic Colours:

- | | |
|-----------------|---------------|
| Standard |) |
| 70 - Black | 76 - Clover |
| 71 - Maraschino | 78 - Valencia |
| 72 - Fuchsia | 79 - Plum |
| 73 - Sunflower | 80 - Biscuit |
| 74 - Storm | 82 - Pepper |
| 75 - Blue Jay | |

There may be minor colour variations between the sample chip and furniture received.

Construction Details

All foam used in Keilhauer's upholstered products is high-density, CFC-free, polyurethane, and meets CAL 117 requirements.

Desk/Conference/Task/Side**6C**

Seat - Molded foam
Back - Nylon and Mesh
Arm - Nylon
Base - Aluminum or nylon

Aesync

Seat and back - Nylon and molded foam or mesh
Arm - Aluminum
Base - Aluminum or nylon

Collo

Seat - Plywood with molded flexible foam
Back (armless) - Plywood with molded flexible foam
Back (with arms) - Rigid foam
4-leg Base - Steel or solid ash
Bracket for 4-leg wood base: Steel
5-star Base - Aluminum or nylon

Cona

Seat and back - Glass reinforced rigid foam, molded foam, and fabricated/slab foam
Base - Polished aluminum or black painted aluminum

Danforth, Elite, Respons

Frame - Tubular steel
Base - Cast aluminum or steel base with hardwood caps
Arms - Polyurethane

Filo, FiloU, Filo Guest

Seat and back frame - Aluminum
Carrier - Polypropylene and thermoplastic elastomer polyolefin
Arms - Acetyl

Junior, Tom

Frame and base - Glass reinforced nylon
Adjustable arms and Tom arc arms - Glass reinforced nylon
Recessed arms - Urethane with steel insert
Arm pad - Polyurethane

Reeve, Reeve Side

Seat and back support - Steel
Arm - Urethane or cast aluminum
Base (Models 7201, 7203, 7211, 7213) - Glass reinforced nylon or cast aluminum
Frame (Models 7101, 7102) - Tubular steel

Sguig, Sguig Sled

Back - Polypropylene, glass-filled nylon
Arm - Cast aluminum, glass-filled nylon, polyurethane
Base - Glass-filled nylon
Sguig Sled frame - Tubular steel

Simple, Simple Sled

Seat - Stamped steel
Structural back - Glass reinforced nylon
Inside back frame - Polypropylene
Arms - 100% recycled post-consumer PET resin, arm cap is integral skin
Caster base - Glass reinforced nylon
Sled base - Tubular steel

Unity

Head rest - Molded foam with plastic insert, steel bar
Back - Nylon insert with molded foam, steel j-bar
Seat - Steel seat pan, molded foam
Arms - Aluminum
Arm pad - Urethane with steel insert
Base - Aluminum

Desk/Conference/Task/Side Cont'd**Vanilla**

Base - Glass reinforced nylon, or cast aluminum
Arm - Urethane or cast aluminum
Back support - Steel
Seat support - Glass filled nylon overmolded with foam and an overlay of cut foam on top.
Arm caps - Polymethane or hardwood maple

Stools**Jusky**

Seat Frame - Plywood
Base - Cast Aluminum or Nylon
Cover - Silifform or Textile
Tablet Arm - Steel
Tablet - Steel plate overmolded with polyurethane

Sip

Seat and legs - Solid ash
Support mount - Nylon

Sky Stool

Seat Frame - Plywood
4 Leg Base - Steel tubing
4 Star/5 Star Bases - Cast aluminum or Nylon
Cover - Silifform or Textile

Lounge**Branden, Bridge, Canal, Dario, Grand**

Frame - Kiln-dried hardwood/engineered hardwood
Seat deck - Woven rubber webbing
Legs/Base - Steel (Grand only - Steel or Wood)
Bridge Arm/Table - Veneered MDF

Boxcar

Frame - Engineered plywood
Base/Legs - Chromed steel
Foam - High-density polyurethane

Cahoots

Frame - Plywood
Base (Models 9000, 9001, 9011, 9020, 9021, 9022, 9060, 9061, 9070, 9071) - Steel
(Models 9030, 9031, 9032, 9033, 9040, 9041, 9042, 9050, 9051, 9052) Adjustable glides, steel and nylon foam - High density polyurethane

Cal, Celia

Frame - Tubular steel
Seat deck - Engineered hardwood

Cascade, Coach

Frame - Kiln-dried hardwood/engineered hardwood
Seat deck - Woven rubber webbing
Cascade seat cushions - Foam-wrapped polyester fibre covered with cotton casing
Cascade back cushions - Polyester fibre and waterfowl feathers in down-proof cotton casing
Glides - Nylon

Chemistry

Seat - Plywood with polyurethane cut foam
Base - Cold rolled steel
Ganging - Cold rolled steel

Collo

Seat - Plywood with molded flexible foam
Back (armless) - Plywood with molded flexible foam
Back (with arms) - Rigid foam
4-leg Base - Steel or solid ash
Bracket for 4-leg wood base: Steel

Lounge Cont'd**Doko**

Seat - Plywood with molded foam
Base - Plastic with knit cover

Doon, Highland

Frame - Engineered plywood
Base - Steel
Foam - High-density polyurethane

Eglinton

Frame Kiln-dried hardwood/engineered hardwood
Seat Deck - Woven rubber webbing
Glides - Aluminum

Felt

Frame - Steel
Upholstery - Felt padding with leather finish

Howden, K-Modern

Frame - Engineered plywood
Seat - Engineered plywood insert
Back - Engineered plywood insert
Wood legs - Stained maple veneer
Steel base - Chrome
Glides - Only on wood leg models, made of steel

Jumble

Frame - Plywood with cut foam
Base - Aluminum extrusion, HDPE glides

Juxta

4 Leg Base - Steel tubing
Wire Sled Base - Steel rod
4 Star/5 Star Bases - Cast aluminum
Body - Fiberglass reinforced rigid foam
Seat Pan - Rigid foam
Seat (cushion) - Polyurethane foam
Glides - K-resin
Tablet Arm - Cast aluminum
Tablet - Steel plate overmolded with polyurethane

Lo

Cushion - Down Filled Pillow Top
Seat Pan - Rigid Foam
Base Frame - Steel

Meota

Frame - Engineered plywood
Body - Engineered plywood + cut foam
Seat - Engineered plywood, cut foam + webbing. Cushion is permanently fixed
Glides - Polyethylene

Net

Frame and arms - Tubular steel
Seat and back - Woven polyester mesh

Plunk

Base - Plywood
Seat - Overmolded foam

Ponder

Seat - Overmolded foam and rigid foam
4-leg base - Solid ash
Sled base - Steel
Wood leg bracket for 4-leg wood base - Steel
4-star base - Aluminum
Mount plate - Steel

Lounge Cont'd**Talk**

Base - Chrome/Steel
 Seat - Plywood/Foam
 Back - Steel/Plywood with foam
 Glides - Plastic

Visit

Seat pan, back and panel - Plywood
 Seat, back and panel - Polyurethane cut foam
 Frame and mounts - Steel
 Legs - Solid ash
 Table ledge - MDF core with laminate top and straight laminate edge

Wheels

Base - Chrome/Steel
 Seat - Plywood/Foam
 Back - Steel/Plywood with foam
 Casters - Steel/Rubber

Tables**Branden**

Base - Steel with zinc glides
 Top - 3/4" tempered glass

Bridge

Base - Steel
 Top - Kiln-dried hardwood/veneered MDF

Boxcar

Base (Models 4383, 4384) - Chromed steel
 (Models 4381, 4382) - Black powder coat
 Top (Models 4383, 4384) - Glass
 (Models 4381, 4382) - Chromed steel

Cahoote

Base - Steel
 Top - Anodized aluminum

Cal

Conference tables, base - Steel
 Conference tables, top - Veneered MDF with hardwood edge

Canal

Base - Steel
 Top - 3/4" tempered glass or quartz

Chemistry

Top - Wood veneered or laminated MDF with self edge

Grand

Base - Steel or wood
 Top - Veneered MDF/plywood
 Frame - MDF/plywood wrapped in veneer

Gym

Base - Tubular welded steel
 Top - MDF core with laminate top

Jumble

Base - Aluminum extrusion, HDPE glides
 Frame - Primed and painted MDF

Tables Cont'd**Juxta**

Base: Cast aluminum with extruded aluminum post mounted to steel support plate.
 Table top: MDF core with laminate top and vinyl edge band, wood veneer top and edge, wood veneer top and solid wood edge, or solid quartz

K-Modern

Base - Solid wood
 Top - Quartz

Loon

Base: Cast aluminum with extruded aluminum post mounted to steel support plate.
 Table top: MDF core with laminate top and vinyl edge band

Net

Base - Cast aluminum
 Frame - Tubular steel with extruded elastomer detail
 Top - 1/2" tempered glass

Sip

Base - Cold rolled steel
 Column - Solid ash
 Top - MDF core with laminate top and straight laminate edge

Syz

Base - Aluminum and steel
 Top - Choice of MDF with laminate, wood veneer, or painted glass finishes or quartz

Talk

Base - Steel
 Top - MDF with laminate top

Turn

Wood - Solid Cherry, maple, or walnut

Visit Tables and Ledge

Top - Plastic laminated MDF with laminate edge
 Ganging - Steel

Wheels

Base - Chrome/Steel
 Top - MDF with laminate, vinyl edge band
 Casters - Steel/Rubber
 Power Cord - 1018 CRS solid rod

Stacking**Also, Gym**

Frame - Tubular steel
 Back and seat shell - Polypropylene

Chips

Upholstered models - Cushioning material; CFC Free, High Density Polyurethane molded foam
 Plastic backrest and seat - Polypropylene with 15% glass
 Wood backrest & seat - Curved plywood
 Frame & Arms - Tubular steel
 Glides - K-Resin black molded plastic
 Bumpers - Natural nylon
 Seat clips and cowling cover - Black polypropylene

Flit

Frame - Tubular steel
 Seat pan - ABS plastic
 Back - Knit mesh (57% polyester filament, 43% elastomere polyester monofilament)

Loon

Frame - Steel
 Glides, seat, back and arms - Molded nylon
 Foam - High density, CFC-free polyurethane

Mimic

Back and seat shell - Polypropylene
 Frame - Tubular steel

Trua

Wood shell - Curved plywood with Oak or Walnut veneered face
 Plastic shell - Glass filled polypropylene
 Base & arm frame (4-leg) - Tubular steel
 Base (sled) - Steel rod
 Closed arm - Cast aluminum
 Seat bumpers - Nylon
 Glides & ganging glides - K-resin

DESK, CONFERENCE AND TASK CHAIRS

EFFECTIVE SEPTEMBER 1, 2016





UPDATED SEPTEMBER 23, 2016

Gr A Gr B Gr C Gr D Gr E Gr F Gr G Gr H

6C

Series 61000 Conference Chair
Design Aaron Duke

Shipped standard with carpet casters, for softwheel casters, specify SOF and add \$58. Conference chair ships standard with seat height 16.5" - 21" and arm height 24.5" - 29". For Limited height cylinder, specify L (no upcharge) seat height 17" - 19.5" and arm height 25" - 27.5". Seat available in 6C Knit, Keilhauer textiles and leathers, or COM, COL, COV. For seats upholstered in 6C knit, the COM price applies. For all other construction details, colour, finish and stain choices see page 6 or www.keilhauerpricelist.com.

	in.	W 26.5	D 25	H 34.25 - 38.75	SH 16.5 - 21	AH 24.5 - 29								
	61324	COM/Knit	640	Fabric	682	698	715	739	764	789	814	838	0.75 Yds.	
		COL	704	Leather	921	1010	1112							12.75 Sq. Ft.
		Low mesh back conference chair with loop arms, rocking tilt, nylon base												
	61624	COM/Knit	660	Fabric	702	718	735	759	784	809	834	858	0.75 Yds.	
		COL	726	Leather	943	1032	1134							12.75 Sq. Ft.
		Mid mesh back conference chair with loop arms, rocking tilt, nylon base												
	61325	COM/Knit	685	Fabric	727	743	760	784	809	834	859	883	0.75 Yds.	
		COL	754	Leather	971	1060	1162							12.75 Sq. Ft.
		Low mesh back conference chair with loop arms, rocking tilt, polished aluminum base												
	61625	COM/Knit	705	Fabric	747	763	780	804	829	854	879	903	0.75 Yds.	
		COL	776	Leather	993	1082	1184							12.75 Sq. Ft.
		Mid mesh back conference chair with loop arms, rocking tilt, polished aluminum base												

To Order Specify

Product Name
Product Number
Fabric
Mesh
Quantity
End User

61
6C

Backrest

2
Loop Arm

Base

Cylinder Height

Nylon Carrier/Arm/Base Finishes

Aluminum Base Finish

Seat Depth

6C - Knit/Mesh Colour

3
Low Back

4
Nylon

S
Standard - 16.5" - 21"

14 - Warm Grey
15 - Black

PA00 - Polished Aluminum

R
Regular

6M001 - Twilight
6M002 - Blueberry
6M003 - Teal
6M004 - Fiddlehead
6M005 - Tangerine
6M006 - Poppy
6M007 - Cashew
6M008 - Warm Grey
6M009 - Black

6
Mid Back

5
Aluminum

L
Limited - 17" - 19.5"

S
Shallow

DESK, CONFERENCE AND TASK CHAIRS

EFFECTIVE SEPTEMBER 1, 2016





UPDATED SEPTEMBER 23, 2016

Gr A Gr B Gr C Gr D Gr E Gr F Gr G Gr H

6C

Series 62000 Task Chair
Design Aaron Duke

Shipped standard with carpet casters, for softwheel casters, specify SOF and add \$58. Task chair ships standard with seat height 16.5" - 21" and arm height 24" - 31". For Limited height cylinder, specify L (no upcharge) seat height 17" - 19.5" and arm height 24.5" - 29.5". Seat available in 6C Knit, Keilhauer textiles and leathers, or COM, COL, COV. For seats upholstered in 6C knit, the COM price applies. For all other construction details, colour, finish and stain choices see page 6 or www.keilhauerpricelist.com.

	in.	W 26.5	D 25	H 37.25 - 41.75	SH 16.5 - 21									
		COM/Knit	600	Fabric	642	658	675	699	724	749	774	798	0.75 Yds.	
		COL	660	Leather	877	966	1068							12.75 Sq. Ft.
	62204	Mid mesh back armless adjustable-lumbar task chair, rocking tilt, nylon base												
		COM/Knit	645	Fabric	687	703	720	744	769	794	819	843	0.75 Yds.	
		COL	710	Leather	927	1016	1118							12.75 Sq. Ft.
	62205	Mid mesh back armless adjustable-lumbar task chair, rocking tilt, polished aluminum base												
		COM/Knit	660	Fabric	702	718	735	759	784	809	834	858	0.75 Yds.	
		COL	726	Leather	943	1032	1134							12.75 Sq. Ft.
	62214	Mid mesh back adjustable-lumbar task chair with adjustable arms, rocking tilt, nylon base												
		COM/Knit	705	Fabric	747	763	780	804	829	854	879	903	0.75 Yds.	
		COL	776	Leather	993	1082	1184							12.75 Sq. Ft.
	62215	Mid mesh back adjustable-lumbar task chair with adjustable arms, rocking tilt, polished aluminum base												

To Order Specify

Product Name
Product Number
Fabric
Mesh
Quantity
End User

62

2

Adjustable- Lumbar

Arms

Base

Cylinder Height

Nylon Carrier/Arm/Base Finishes

Aluminum Base Finish

Seat Depth

6C - Knit/Mesh Colour

0

Armless

4

Nylon

S

Standard - 16.5" - 21"

14 - Warm Grey
15 - Black

PA00 - Polished Aluminum

R

Regular

6M001 - Twilight
6M002 - Blueberry
6M003 - Teal
6M004 - Fiddlehead
6M005 - Tangerine
6M006 - Poppy
6M007 - Cashew
6M008 - Warm Grey
6M009 - Black

1

Adjustable Arms

5

Aluminum

L

Limited - 17" - 19.5"

S

Shallow

DESK, CONFERENCE AND TASK CHAIRS





EFFECTIVE SEPTEMBER 1, 2016

UPDATED SEPTEMBER 23, 2016

Gr A Gr B Gr C Gr D Gr E Gr F Gr G Gr H

6C
Series 62000 Task Chair with Knee Tilt
Design Aaron Duke

Shipped standard with carpet casters, for softwheel casters, specify SOF and add \$58. Seat available in 6C knit, Keilhauer textiles and leathers, or COM, COL, COV.
For seats upholstered in 6C knit, the COM price applies.
 For all other construction details, colour, finish and stain choices see page 6 or www.keilhauerpricelist.com.

	in.	W 26.5	D 25	H 38.25 - 42.75	SH 17.5 - 21.5									
		COM/Knit	635	Fabric	677	693	710	734	759	784	809	833	0.75 Yds.	
		COL	699	Leather	916	1005	1107							12.75 Sq. Ft.
	62204KT	Mid mesh back armless adjustable-lumbar task chair, knee-tilt, nylon base												
		COM/Knit	680	Fabric	722	738	755	779	804	829	854	878	0.75 Yds.	
		COL	748	Leather	965	1054	1156							12.75 Sq. Ft.
	62205KT	Mid mesh back armless adjustable-lumbar task chair, knee-tilt, polished aluminum base												
		COM/Knit	695	Fabric	737	753	770	794	819	844	869	893	0.75 Yds.	
		COL	765	Leather	982	1071	1173							12.75 Sq. Ft.
	62214KT	Mid mesh back adjustable-lumbar task chair with adjustable arms, knee-tilt, nylon base												
		COM/Knit	740	Fabric	782	798	815	839	864	889	914	938	0.75 Yds.	
		COL	814	Leather	1031	1120	1222							12.75 Sq. Ft.
	62215KT	Mid mesh back adjustable-lumbar task chair with adjustable arms, knee-tilt, polished aluminum base												

To Order Specify

Product Name
 Product Number
 Fabric
 Mesh
 Quantity
 End User

62
6C

2
Adjustable- Lumbar

Arms

Base

Nylon Carrier/Arm/Base Finishes

Aluminum Base Finish

Seat Depth

6C - Mesh/ Knit Colour

0
Armless

4
Nylon

14 - Warm Grey
15 - Black

PA00 - Polished Aluminum

R
Regular

6M001 - Twilight
 6M002 - Blueberry
 6M003 - Teal
 6M004 - Fiddlehead
 6M005 - Tangerine
 6M006 - Poppy
 6M007 - Cashew
 6M008 - Warm Grey
 6M009 - Black

1
Adjustable Arms

5
Aluminum









S
Shallow

DESK, CONFERENCE AND TASK CHAIRS

EFFECTIVE SEPTEMBER 1, 2016

AESYNC Design E00S

For soft-wheel casters specify SOF add \$58.
Powder coats available. For White Frame/Arm add \$50. For White Base add \$50. For both Base and Frame in White, add \$100.
For all other construction details, colour, finish and stain choices see page 6 or www.keilhauerpricelist.com.

				Gr A	Gr B	Gr C	Gr D	Gr E	Gr F	Gr G	Gr H	
	in.	W 25 D 25 H 37.5 - 40.5 SH 16.5 - 19.25										
	COM	950	Fabric	992	1008	1025	1049	1074	1099	1124	1148	0.75 Yd.
	COL	1045	Leather	1262	1351	1453						12.75 Sq. Ft.
11204		Mesh back, armless, nylon base										
	in.	W 25 D 25 H 37.5 - 40.5 SH 16.5 - 19.25 AH 24.75 - 27.5										
	COM	1020	Fabric	1062	1078	1095	1119	1144	1169	1194	1218	0.75 Yd.
	COL	1122	Leather	1339	1428	1530						12.75 Sq. Ft.
11224		Mesh back with arms, nylon base										
	in.	W 25 D 25 H 37.5 - 40.5 SH 16.5 - 19.25 AH 24.75 - 27.5										
	COM	1040	Fabric	1082	1098	1115	1139	1164	1189	1214	1238	0.75 Yd.
	COL	1144	Leather	1361	1450	1552						12.75 Sq. Ft.
11234		Mesh back with arms with Soft Touch caps, nylon base										
	in.	W 25 D 25 H 37.5 - 40.5 SH 16.5 - 19.25 AH 24.75 - 27.5										
	COM	1140	Fabric	1182	1198	1215	1239	1264	1289	1314	1338	0.75 Yd.
	COL	1254	Leather	1471	1560	1662						12.75 Sq. Ft.
11244		Mesh back with arms with upholstered cap, nylon base										
	in.	W 25 D 25 H 37.5 - 40.5 SH 16.5 - 19.25										
	COM	1050	Fabric	1092	1108	1125	1149	1174	1199	1224	1248	0.75 Yd.
	COL	1155	Leather	1372	1461	1563						12.75 Sq. Ft.
11205		Mesh back, armless, aluminum base										
	in.	W 25 D 25 H 37.5 - 40.5 SH 16.5 - 19.25 AH 24.75 - 27.5										
	COM	1120	Fabric	1162	1178	1195	1219	1244	1269	1294	1318	0.75 Yd.
	COL	1232	Leather	1449	1538	1640						12.75 Sq. Ft.
11225		Mesh back with arms, aluminum base										
	in.	W 25 D 25 H 37.5 - 40.5 SH 16.5 - 19.25 AH 24.75 - 27.5										
	COM	1140	Fabric	1182	1198	1215	1239	1264	1289	1314	1338	0.75 Yd.
	COL	1254	Leather	1471	1560	1662						12.75 Sq. Ft.
11235		Mesh back with arms with Soft Touch caps, aluminum base										
	in.	W 25 D 25 H 37.5 - 40.5 SH 16.5 - 19.25 AH 24.75 - 27.5										
	COM	1240	Fabric	1282	1298	1315	1339	1364	1389	1414	1438	0.75 Yd.
	COL	1364	Leather	1581	1670	1772						12.75 Sq. Ft.
11245		Mesh back with arms with upholstered cap, aluminum base										

To Order Specify









Product Name
Product Number
Fabric
Mesh
Quantity
End User

<input type="checkbox"/>	<input type="checkbox"/>	<input type="checkbox"/>	<input type="checkbox"/>	<input type="checkbox"/>	<input type="checkbox"/>	<input type="checkbox"/>	<input type="checkbox"/>	<input type="checkbox"/>	<input type="checkbox"/>	
11	2									
Aesync	Mesh Backrest	Arms	Base	Carrier	Upholstered Arm Cap Options	Frame/Arm Finishes	Base Finishes For Nylon Base	Base Finishes For Aluminum Base	Mesh Colour	
	0	3	4	14 - Warm Grey 15 - Black 23 - Dark Grey	RubberStretch (black only) Selva Leather Keilhauer Faux Leather (Sustain or California Collection only)	PA00 - Polished Aluminum PC23 - Dark Grey PC24 - Warm Grey PC25 - White (Aluminum base only) (+\$50) PC26 - Black Satin	14 - Warm Grey 15 - Black 23 - Dark Grey	PA00 - Polished Aluminum PC23 - Dark Grey PC24 - Warm Grey PC25 - White (+\$50) PC26 - Black Satin	AM140 - Barley AM141 - Khaki AM142 - Morel AM143 - Sprout AM144 - Asparagus AM145 - Sage AM146 - Sea AM147 - Platinum AM148 - Pacific AM149 - Silver	AM150 - Storm AM151 - Shield AM152 - Pepper AM153 - Squash AM154 - Tulip AM155 - Grape AM156 - Dark Chocolate AM157 - Bark AM158 - Black AM159 - Salt
	2	4	5							
	Arms	Arms With Soft Touch Cap	Nylon	Aluminum						

DESK, CONFERENCE AND TASK CHAIRS

EFFECTIVE SEPTEMBER 1, 2016

AESYNC
CONTINUED

				Gr A	Gr B	Gr C	Gr D	Gr E	Gr F	Gr G	Gr H	
	in.	W 25 D 25 H 37.75 - 40.5 SH 16.5 - 19.25										
	COM	1050	Fabric	1133	1166	1199	1248	1298	1347	1397	1446	1.5 Yds.
	COL	1155	Leather	1589	1767	1971						25.5 Sq. Ft.
	11304	Upholstered back, armless, nylon base										
	in.	W 25 D 25 H 37.75 - 40.5 SH 16.5 - 19.25 AH 24.75 - 27.5										
	COM	1120	Fabric	1203	1236	1269	1318	1368	1417	1467	1516	1.5 Yds.
	COL	1232	Leather	1666	1844	2048						25.5 Sq. Ft.
	11324	Upholstered back with arms, nylon base										
	in.	W 25 D 25 H 37.75 - 40.5 SH 16.5 - 19.25 AH 24.75 - 27.5										
	COM	1140	Fabric	1223	1256	1289	1338	1388	1437	1487	1536	1.5 Yds.
	COL	1254	Leather	1688	1866	2070						25.5 Sq. Ft.
	11334	Upholstered back with arms with Soft Touch caps, nylon base										
	in.	W 25 D 25 H 37.75 - 40.5 SH 16.5 - 19.25 AH 24.75 - 27.5										
	COM	1240	Fabric	1323	1356	1389	1438	1488	1537	1587	1636	1.5 Yds.
	COL	1364	Leather	1798	1976	2180						25.5 Sq. Ft.
	11344	Upholstered back with arms with upholstered cap, nylon base										
	in.	W 25 D 25 H 37.75 - 40.5 SH 16.5 - 19.25										
	COM	1150	Fabric	1233	1266	1299	1348	1398	1447	1497	1546	1.5 Yds.
	COL	1265	Leather	1699	1877	2081						25.5 Sq. Ft.
	11305	Upholstered back, armless, aluminum base										
	in.	W 25 D 25 H 37.75 - 40.5 SH 16.5 - 19.25 AH 24.75 - 27.5										
	COM	1220	Fabric	1303	1336	1369	1418	1468	1517	1567	1616	1.5 Yds.
	COL	1342	Leather	1776	1954	2158						25.5 Sq. Ft.
	11325	Upholstered back with arms, aluminum base										
	in.	W 25 D 25 H 37.75 - 40.5 SH 16.5 - 19.25 AH 24.75 - 27.5										
	COM	1240	Fabric	1323	1356	1389	1438	1488	1537	1587	1636	1.5 Yds.
	COL	1364	Leather	1798	1976	2180						25.5 Sq. Ft.
	11335	Upholstered back with arms with Soft Touch caps, aluminum base										
	in.	W 25 D 25 H 37.75 - 40.5 SH 16.5 - 19.25 AH 24.75 - 27.5										
	COM	1340	Fabric	1423	1456	1489	1538	1588	1637	1687	1736	1.5 Yds.
	COL	1474	Leather	1908	2086	2290						25.5 Sq. Ft.
	11345	Upholstered back with arms with upholstered cap, aluminum base										

To Order Specify

Product Name
Product Number
Fabric
Mesh
Quantity
End User

11

Aesync

3

Upholstered Backrest

Arms

Base

Carrier

Upholstered Arm cap options
RubberStretch (black only)
Selva Leather
Keilhauer Faux Leather (Sustain or California Collection only)

Frame/Arm finishes

Base finishes for Nylon Base
14 - Warm Grey
15 - Black
23 - Dark Grey

Base finishes for Alumin Base

0

Armless

4

Nylon

14 - Warm Grey
15 - Black
23 - Dark Grey

2

Arms

5

Aluminum

3

Arms With Soft Touch Cap









4

Arms With Upholstered Cap

DESK, CONFERENCE AND TASK CHAIRS

EFFECTIVE SEPTEMBER 1, 2016
UPDATED OCTOBER 26, 2016

AESYNC
CONTINUED

				Gr A	Gr B	Gr C	Gr D	Gr E	Gr F	Gr G	Gr H	
	in.	W 25 D 25 H 39.5 - 43 SH 17 - 20.5										
	COM	1140	Fabric	1182	1198	1215	1239	1264	1289	1314	1338	0.75 Yd.
	COL	1254	Leather	1471	1560	1662						12.75 Sq. Ft.
	11206	Mesh back, armless, jury base										
	in.	W 25 D 25 H 39.5 - 43 SH 17 - 20.5 AH 26 - 29.5										
	COM	1210	Fabric	1252	1268	1285	1309	1334	1359	1384	1408	0.75 Yd.
	COL	1331	Leather	1548	1637	1739						12.75 Sq. Ft.
	11226	Mesh back with arms, jury base										
	in.	W 25 D 25 H 39.5 - 43 SH 17 - 20.5 AH 26 - 29.5										
	COM	1230	Fabric	1272	1288	1305	1329	1354	1379	1404	1428	0.75 Yd.
	COL	1353	Leather	1570	1659	1761						12.75 Sq. Ft.
	11236	Mesh back with arms with Soft Touch caps, jury base										
	in.	W 25 D 25 H 39.5 - 43 SH 17 - 20.5 AH 26 - 29.5										
	COM	1330	Fabric	1372	1388	1405	1429	1454	1479	1504	1528	0.75 Yd.
	COL	1463	Leather	1680	1769	1871						12.75 Sq. Ft.
	11246	Mesh back with arms with upholstered cap, jury base										
	in.	W 25 D 25 H 39.5 - 43 SH 17 - 20.5										
	COM	1240	Fabric	1323	1356	1389	1438	1488	1537	1587	1636	1.5 Yds.
	COL	1364	Leather	1798	1976	2180						25.5 Sq. Ft.
	11306	Upholstered back, armless, jury base										
	in.	W 25 D 25 H 39.5 - 43 SH 17 - 20.5 AH 26 - 29.5										
	COM	1310	Fabric	1393	1426	1459	1508	1558	1607	1657	1706	1.5 Yds.
	COL	1441	Leather	1875	2053	2257						25.5 Sq. Ft.
	11326	Upholstered back with arms, jury base										
	in.	W 25 D 25 H 39.5 - 43 SH 17 - 20.5 AH 26 - 29.5										
	COM	1330	Fabric	1413	1446	1479	1528	1578	1627	1677	1726	1.5 Yds.
	COL	1463	Leather	1897	2075	2279						25.5 Sq. Ft.
	11336	Upholstered back with arms with Soft Touch caps, jury base										
	in.	W 25 D 25 H 39.5 - 43 SH 17 - 20.5 AH 26 - 29.5										
	COM	1430	Fabric	1513	1546	1579	1628	1678	1727	1777	1826	1.5 Yds.
	COL	1573	Leather	2007	2185	2389						25.5 Sq. Ft.
	11346	Upholstered back with arms with upholstered cap, jury base										

To Order Specify

Product Name
Product Number
Fabric
Mesh
Quantity
End User

11
Aesync

Backrest

Arms

6
Jury Base
(Memory Return)

Carrier
14 - Warm Grey
15 - Black
23 - Dark Grey

Upholstered Arm cap options

Frame/Arm finishes

Mesh Colour

2
Mesh

0
Armless

3
Upholstered

2
Arms

3
Arms With Soft Touch Cap

4
Arms with upholstered cap







RubberStretch (black only)
Selva Leather
Keilhauer Faux Leather
(Sustain or California Collection only)

PA00 - Polished
Aluminum
PC23 - Dark Grey
PC24 - Warm Grey
PC25 - White (Aluminum
base only) (+\$50)
PC26 - Black Satin
Jury base available in
black only.

AM140 - Barley
AM141 - Khaki
AM142 - Morel
AM143 - Sprout
AM144 - Asparagus
AM145 - Sage
AM146 - Sea
AM147 - Platinum
AM148 - Pacific
AM149 - Silver
AM150 - Storm
AM151 - Shield
AM152 - Pepper
AM153 - Squash
AM154 - Tulip
AM155 - Grape
AM156 - Dark Chocolate
AM157 - Bark
AM158 - Black
AM159 - Salt

DESK, CONFERENCE AND TASK CHAIRS

EFFECTIVE SEPTEMBER 1, 2016
UPDATED OCTOBER 6, 2016

			Gr A	Gr B	Gr C	Gr D	Gr E	Gr F	Gr G				
COLLO Design E00S		5-star aluminum base is PA00. 5-star nylon base available in black, warm grey and dark grey. Soft wheel casters available for an upcharge of \$58. For all other construction details, colour, finish and stain choices see page 6 or www.keilhauerpricelist.com.											
	in.	W 27.5 D 27.5 H 32.5 - 37 SH 16.25 - 20.75											
		COM	845	Fabric	942	980	1019	1076	1134	1192	1250	1307	1.75 Yds.
		COL	930	Leather	1436	1644	1882						29.75 Sq. Ft.
	10174	Armless conference chair with horizontal stitch detail, 5-star nylon base											
	in.	W 27.5 D 27.5 H 32.5 - 37 SH 16.25 - 20.75											
		COM	945	Fabric	1042	1080	1119	1176	1234	1292	1350	1407	1.75 Yds.
		COL	1040	Leather	1546	1754	1992						29.75 Sq. Ft.
	10175	Armless conference chair with horizontal stitch detail, 5-star aluminum base											
	in.	W 27.5 D 27.5 H 32.5 - 37 SH 16.25 - 20.75											
		COM	790	Fabric	887	925	964	1021	1079	1137	1195	1252	1.75 Yds.
		COL	869	Leather	1375	1583	1821						29.75 Sq. Ft.
	10274	Armless conference chair with 5-star nylon base											
	in.	W 27.5 D 27.5 H 32.5 - 37 SH 16.25 - 20.75											
		COM	890	Fabric	987	1025	1064	1121	1179	1237	1295	1352	1.75 Yds.
		COL	979	Leather	1485	1693	1931						29.75 Sq. Ft.
	10275	Armless conference chair with 5-star aluminum base											
	in.	W 27.5 D 27.5 H 32 - 36.5 SH 16.25 - 20.75 AH 24.5 - 29											
		COM	1450	Fabric	1574	1624	1673	1747	1822	1896	1970	2044	2.25 Yds.
		COL	1595	Leather	2246	2513	2819						38.25 Sq. Ft.
	10374	Conference chair with arms, 5-star nylon base											
	in.	W 27.5 D 27.5 H 32 - 36.5 SH 16.25 - 20.75 AH 24.5 - 29											
		COM	1550	Fabric	1674	1724	1773	1847	1922	1996	2070	2144	2.25 Yds.
		COL	1705	Leather	2356	2623	2929						38.25 Sq. Ft.
	10375	Conference chair with arms, 5-star aluminum base											

To Order Specify

Product Name
Product Number
Frame Finish
Quantity
End User

10

Collo

1

Arm Option

7

Conference Chair

1

Base

1

Frame Finish

1

Casters

1

Armless with Horizontal
Stitch Detail

4

5-Star Nylon
Base

1

5-Star Nylon
Black - 15
Warm Grey - 14
Dark Grey - 23

R

Standard

2

Armless

5

5-Star Aluminum Base

1

5-star Aluminum
PA00

SOF

Soft Wheel -
Upcharge \$58

3

With Arms

Gr A Gr B Gr C Gr D Gr E Gr F Gr G Gr H

CONA

Black base in B01. For polished aluminum, specify PA00 add \$45; for softwheel casters, specify SOF add \$58.
 For all other construction details, colour, finish and stain choices see page 6 or www.keilhauerpricelist.com.



in.





W 26.25 D 27 H 40.5 SH 17.75 - 20.5 AH 25.5 - 28.25





COM	1450	Fabric	1574	1624	1673	1747	1822	1896	1970	2044	2.25 Yds.
COL	1595	Leather	2246	2513	2819						38.25 Sq. Ft.

Mid-back executive conference chair

DESK, CONFERENCE AND TASK CHAIRS



















EFFECTIVE SEPTEMBER 1, 2016

			Gr A	Gr B	Gr C	Gr D	Gr E	Gr F	Gr G	Gr H			
<p>DANFORTH Series 4700 Design Tom Deacon</p> <p>Shipped standard with black powder-coated cast aluminum base (B01); black urethane arm sleeves; carpet casters; "N" Normal seat depth (18.5), unless specified otherwise. For wood capped steel base add \$310, specify WB and stain; for wood arm sleeve add \$216 specify WA and stain; for soft-wheel casters specify SOF add \$58; for deep seat (19.5") specify D - no upcharge. For all other construction details, colour, finish and stain choices see page 6 or www.keilhauerpricelist.com.</p>													
	in.	W 26.25 D 27.25 H 39.5 - 42.5 SH 17.25 - 20.25 AH 27 - 30											
		COM	2020	Fabric	2185	2251	2317	2416	2515	2614	2713	2812	3 Yds.
		COL	2222	Leather	3089	3446	3854						51 Sq. Ft.
	4762	Mid back, syncro-tilt, casters, pneumatic height adjustment, upholstered arm cap, urethane sleeve											
	in.	W 26.25 D 27.25 H 39.5 - 42.5 SH 17.25 - 20.25 AH 26.75 - 29.75											
		COM	1850	Fabric	2002	2062	2123	2213	2304	2395	2486	2576	2.75 Yds.
		COL	2035	Leather	2834	3163	3539						47 Sq. Ft.
	4765	Mid back, syncro-tilt, casters, pneumatic height adjustment, urethane arm cap, urethane sleeve											
	in.	W 26.25 D 27.5 H 45.5 - 48.5 SH 17.25 - 20.25 AH 27 - 30											
		COM	2120	Fabric	2299	2371	2442	2549	2657	2764	2871	2978	3.25 Yds.
		COL	2332	Leather	3284	3676	4124						56 Sq. Ft.
	4772	High back, syncro-tilt, casters, pneumatic height adjustment, upholstered arm cap, urethane sleeve											
	in.	W 26.25 D 27.5 H 45.5 - 48.5 SH 17.25 - 20.25 AH 26.75 - 29.75											
		COM	1950	Fabric	2115	2181	2247	2346	2445	2544	2643	2742	3 Yds.
		COL	2145	Leather	3012	3369	3777						51 Sq. Ft.
	4775	High back, syncro-tilt, casters, pneumatic height adjustment, urethane arm cap, urethane sleeve											

<p>DANFORTH Series 4800 Design Tom Deacon</p> <p>Shipped standard with black powder-coated cast aluminum base (B01); carpet casters; "N" Normal seat depth (19.5), unless specified otherwise. For wood capped steel base add \$310, specify WB and stain; for soft-wheel casters specify SOF add \$58; for deep seat (21"), specify D - no upcharge. For all other construction details, colour, finish and stain choices see page 7 or www.keilhauerpricelist.com.</p>													
	in.	W 27.25 D 27.5 H 39.5 - 42.5 SH 17.25 - 20.25 AH 27 - 30											
		COM	2390	Fabric	2555	2621	2687	2786	2885	2984	3083	3182	3 Yds.
		COL	2629	Leather	3496	3853	4261						51 Sq. Ft.
	4862	Mid back, syncro-tilt, casters, pneumatic height adjustment, upholstered arm cap, wood sleeve											
	in.	W 27.25 D 27.5 H 39.5 - 42.5 SH 17.25 - 20.25 AH 26.75 - 29.75											
		COM	2220	Fabric	2372	2432	2493	2583	2674	2765	2856	2946	2.75 Yds.
		COL	2442	Leather	3241	3570	3946						47 Sq. Ft.
	4865	Mid back, syncro-tilt, casters, pneumatic height adjustment, urethane arm cap, wood sleeve											
	in.	W 27.25 D 28 H 45.5 - 48.5 SH 17.25 - 20.25 AH 27 - 30											
		COM	2620	Fabric	2799	2871	2942	3049	3157	3264	3371	3478	3.25 Yds.
		COL	2882	Leather	3834	4226	4674						56 Sq. Ft.
	4872	High back, syncro-tilt, casters, pneumatic height adjustment, upholstered arm cap, wood sleeve											
	in.	W 27.25 D 28 H 45.75 - 48.75 SH 17.25 - 20.25 AH 26.75 - 29.75											
		COM	2450	Fabric	2615	2681	2747	2846	2945	3044	3143	3242	3 Yds.
		COL	2695	Leather	3562	3919	4327						51 Sq. Ft.
	4875	High back, syncro-tilt, casters, pneumatic height adjustment, urethane arm cap, wood sleeve											

DESK, CONFERENCE AND TASK CHAIRS

EFFECTIVE SEPTEMBER 1, 2016


		Gr A	Gr B	Gr C	Gr D	Gr E	Gr F	Gr G	Gr H				
ELITE Design Ed Keilhauer		Shipped with black powder-coated cast aluminum base (B01), carpet casters, swivel/knee tilt mechanism, unless specified otherwise. For wood-capped steel base add \$310, specify WB and stain; for soft-wheel casters specify SOF add \$58. Swivel/tilt, pneumatic height adjustment "-4" subtract \$95 from list price. For all other construction details, colour, finish and stain choices see page 6 or www.keilhauerpricelist.com.											
	in.	W 26.25 D 28.5 H 33 - 37 SH 17 - 21 AH 24.75 - 28.75											
		COM	1790	Fabric	1942	2002	2063	2153	2244	2335	2426	2516	2.75 Yds.
		COL	1969	Leather	2683	2977	3313						42 Sq. Ft.
	510-5	Low back, swivel/knee tilt, casters, pneumatic height adjustment, urethane arm											
	in.	W 26.25 D 29.5 H 42.5-46.5 SH 17 - 21 AH 24.75-28.75											
		COM	2010	Fabric	2175	2241	2307	2406	2505	2604	2703	2802	3 Yds.
		COL	2211	Leather	3146	3531	3971						55 Sq. Ft.
	511-5	High back, swivel/knee tilt, casters, pneumatic height adjustment, urethane arm											
	in.	W 26.25 D 30 H 36.75 - 40.75 SH 17 - 21 AH 24.75 - 28.75											
		COM	1890	Fabric	2042	2102	2163	2253	2344	2435	2526	2616	2.75 Yds.
		COL	2079	Leather	2895	3231	3615						48 Sq. Ft.
	517-5	Medium back, swivel/knee tilt, casters, pneumatic height adjustment, urethane arm											
	in.	W 25 D 28.5 H 33 - 37 SH 17 - 21 AH 24.75 - 28.75											
		COM	1990	Fabric	2169	2241	2312	2419	2527	2634	2741	2848	3.25 Yds.
		COL	2189	Leather	3039	3389	3789						50 Sq. Ft.
	580-5	Low back, swivel/knee tilt, casters, pneumatic height adjustment, fully upholstered closed arm											
	in.	W 25 D 29.5 H 42.5 - 46.5 SH 17 - 21 AH 24.75 - 28.75											
		COM	2210	Fabric	2403	2480	2557	2672	2788	2903	3019	3134	3.5 Yds.
		COL	2431	Leather	3468	3895	4383						61 Sq. Ft.
	581-5	High back, swivel/knee tilt, casters, pneumatic height adjustment, fully upholstered closed arm											
	in.	W 25 D 30 H 36.75 - 40.75 SH 17 - 21 AH 24.75 - 28.75											
		COM	2090	Fabric	2283	2360	2437	2552	2668	2783	2899	3014	3.5 Yds.
		COL	2299	Leather	3234	3619	4059						55 Sq. Ft.
	587-5	Medium back, swivel/knee tilt, casters, pneumatic height adjustment, fully upholstered closed arm											
	in.	W 26.5 D 28.5 H 33 - 37 SH 17 - 21 AH 24.75 - 28.75											
		COM	1890	Fabric	2042	2102	2163	2253	2344	2435	2526	2616	2.75 Yds.
		COL	2079	Leather	2793	3087	3423						42 Sq. Ft.
	590-5	Low back, swivel/knee tilt, casters, pneumatic height adjustment, upholstered open arm											
	in.	W 26.5 D 29.5 H 42.5 - 46.5 SH 17 - 21 AH 24.75 - 28.75											
		COM	2110	Fabric	2275	2341	2407	2506	2605	2704	2803	2902	3 Yds.
		COL	2321	Leather	3256	3641	4081						55 Sq. Ft.
	591-5	High back, swivel/knee tilt, casters, pneumatic height adjustment, upholstered open arm											
	in.	W 26.5 D 30 H 36.75 - 40.75 SH 17 - 21 AH 24.75 - 28.75											
		COM	1990	Fabric	2142	2202	2263	2353	2444	2535	2626	2716	2.75 Yds.
		COL	2189	Leather	3005	3341	3725						48 Sq. Ft.
	597-5	Medium back, swivel/knee tilt, casters, pneumatic height adjustment, upholstered open arm											

DESK, CONFERENCE AND TASK CHAIRS


EFFECTIVE SEPTEMBER 1, 2016

Gr A Gr B Gr C Gr D Gr E Gr F Gr G Gr H

FILO
Design E00S
Shipped standard with polished aluminum frame, black carrier and arms and Off Black mesh (QM001); carpet casters, unless specified otherwise. For soft-wheel casters specify SOF add \$58.
For all other construction details, colour, finish and stain choices see page 6 or www.keilhauerpricelist.com.

	in.	W 25 D 25 H 40.5 SH 17 - 22 AH 25.75 - 30.75
		1360
	9411PA	Conference chair - mesh back and seat, polished aluminum base

FILO U
Design E00S
Shipped standard with polished aluminum frame, black carrier and arms and Off Black mesh (QM001); carpet casters, unless specified otherwise. For soft-wheel casters specify SOF add \$58.
For all other construction details, colour, finish and stain choices see page 9 or www.keilhauerpricelist.com.

	in.	W 25 D 25 H 40.5 SH 17 - 22 AH 25.75 - 30.75
		COM 1390 Fabric 1432 1448 1465 1489 1514 1539 1564 1588 0.75 Yd.
		COL 1529 Leather 1746 1835 1937 12.75 Sq. Ft.
	9421PA	Conference chair - mesh back, upholstered seat, polished aluminum base

DESK, CONFERENCE AND TASK CHAIRS









EFFECTIVE SEPTEMBER 1, 2016

Gr A Gr B Gr C Gr D Gr E Gr F Gr G Gr H

JUNIOR





Design Tom Deacon

Shipped standard with black nylon base (B08); "N" Normal Seat Depth (18"); carpet casters, unless specified otherwise. All other options please see individual descriptions. For soft-wheel casters specify SOF add \$58; for deep seat (19.5"), specify D - no upcharge; for stool option specify STOOL add \$240. For Polished Aluminum base, add \$95. For all other construction details, colour, finish and stain choices see page 6 or www.keilhauerpricelist.com.

	in.	W 25.5 D 26 H 43-47 SH 16 - 20	COM	880	Fabric	935	957	979	1012	1045	1078	1111	1144	1 Yd.
			COL	968	Leather	1257	1376	1512						17 Sq. Ft.
8560		Contour back armless												
	in.	W 26.5 D 26 H 43-47 SH 16 - 20 AH 25 - 31.75	COM	1075	Fabric	1130	1152	1174	1207	1240	1273	1306	1339	1 Yd.
			COL	1183	Leather	1472	1591	1727						17 Sq. Ft.
8561		Contour back adjustable arm with urethane cap												
	in.	W 26.5 D 26 H 43-47 SH 16 - 20 AH 25 - 31.75	COM	1155	Fabric	1238	1271	1304	1353	1403	1452	1502	1551	1.5 Yds.
			COL	1271	Leather	1628	1775	1943						21 Sq. Ft.
8562		Contour back adjustable arm with upholstered cap												
	in.	W 26.5 D 26 H 43-47 SH 16 - 20 AH 26.25 - 30	COM	1075	Fabric	1130	1152	1174	1207	1240	1273	1306	1339	1 Yd.
			COL	1183	Leather	1472	1591	1727						17 Sq. Ft.
8566		Contour back recessed arm												
	in.	W 25.5 D 26 H 43-47 SH 16 - 20	COM	930	Fabric	1027	1065	1104	1161	1219	1277	1335	1392	1.75 Yds.
			COL	1023	Leather	1533	1743	1983						30 Sq. Ft.
8660		Contour back with upholstered back pad armless												
	in.	W 26.5 D 26 H 43-47 SH 16 - 20 AH 25 - 31.75	COM	1125	Fabric	1222	1260	1299	1356	1414	1472	1530	1587	1.75 Yds.
			COL	1238	Leather	1748	1958	2198						30 Sq. Ft.
8661		Contour back with upholstered back pad adjustable arm with urethane cap												
	in.	W 26.5 D 26 H 43-47 SH 16 - 20 AH 25 - 31.75	COM	1200	Fabric	1310	1354	1398	1464	1530	1596	1662	1728	2 Yds.
			COL	1320	Leather	1898	2136	2408						34 Sq. Ft.
8662		Contour back with upholstered back pad adjustable arm with upholstered cap												
	in.	W 26.5 D 26 H 43-47 SH 16 - 20 AH 26.25 - 30	COM	1125	Fabric	1222	1260	1299	1356	1414	1472	1530	1587	1.75 Yds.
			COL	1238	Leather	1748	1958	2198						30 Sq. Ft.
8666		Contour back with upholstered back pad recessed arm with urethane cap												

To Order Specify

Product Name
Product Number
Seat Depth
Shell/Base Colour
Fabric
Quantity
End User

<input type="checkbox"/> 8 Junior	<input type="checkbox"/> Back Option	<input type="checkbox"/> 6 Mid Back	<input type="checkbox"/> Arm Variation	<input type="checkbox"/> Seat Width	<input type="checkbox"/> Seat Depth	<input type="checkbox"/> Shell / Base Colour
<input type="checkbox"/> 5 Contour Back	<input type="checkbox"/> 0  No Arms	<input type="checkbox"/> 2  Adjustable arm with upholstered cap	<input type="checkbox"/> R Regular width	<input type="checkbox"/> N Normal - 18"	<input type="checkbox"/> B Black	
<input type="checkbox"/> 6 Contour Back With Upholstered Back Pad	<input type="checkbox"/> 1  Adjustable arm with urethane cap	<input type="checkbox"/> 6  Urethane recessed arm	<input type="checkbox"/> D Deep - 19.5"			





DESK, CONFERENCE AND TASK CHAIRS

EFFECTIVE SEPTEMBER 1, 2016

Gr A Gr B Gr C Gr D Gr E Gr F Gr G Gr H

REEVE
Design Patty Johnson

Shipped standard with carpet casters, unless specified otherwise. To order specify cover and any of these standard options if desired. For soft-wheel casters specify SOF add \$58; for upholstered arm sleeve specify SLEEVE add \$90. For all other construction details, colour, finish and stain choices see page 6 or www.keilhauerpricelist.com.

	in.	W 26 D 26 H 32 - 36 SH 16.25 - 20.25 AH 24.5 - 28.5											
		COM	1430	Fabric	1513	1546	1579	1628	1678	1727	1777	1826	1.5 Yds.
		COL	1573	Leather	1998	2173	2373						25 Sq. Ft.
7201		Low back tilter, aluminum arm, aluminum base											
	in.	W 26 D 26 H 32 - 36 SH 16.25 - 20.25 AH 24.5 - 28.5											
		COM	1300	Fabric	1383	1416	1449	1498	1548	1597	1647	1696	1.5 Yds.
		COL	1430	Leather	1855	2030	2230						25 Sq. Ft.
7203		Low back tilter, urethane arm, black nylon base											
	in.	W 26 D 27 H 35 - 39 SH 16.25 - 20.25 AH 24.5 - 28.5											
		COM	1460	Fabric	1557	1595	1634	1691	1749	1807	1865	1922	1.75 Yds.
		COL	1606	Leather	2116	2326	2566						30 Sq. Ft.
7211		Mid back tilter, aluminum arm, aluminum base											
	in.	W 26 D 27 H 35 - 39 SH 16.25 - 20.25 AH 24.5 - 28.5											
		COM	1340	Fabric	1437	1475	1514	1571	1629	1687	1745	1802	1.75 Yds.
		COL	1474	Leather	1984	2194	2434						30 Sq. Ft.
7213		Mid back tilter, urethane arm, black nylon base											

DESK, CONFERENCE AND TASK CHAIRS





EFFECTIVE SEPTEMBER 1, 2016

Gr A Gr B Gr C Gr D Gr E Gr F Gr G Gr H

RESPONS

Series 700
Design Christen Sorensen

Shipped standard with black cast aluminum base (B01); "N" Normal Seat Depth (18"); carpet casters, unless specified otherwise. For wood capped steel base add \$310, specify B20 and stain; for soft-wheel casters specify SOF add \$58; for deep seat(19)", specify D - no upcharge; for recessed black urethane arm, specify R - no upcharge. For all other construction details, colour, finish and stain choices see page 6 or www.keilhauerpricelist.com.

	in.	W 24 D 25.5 H 38 - 41.75 SH 18.5 - 22.25 AH 25.25 - 29											
		COM	1790	Fabric	1914	1964	2013	2087	2162	2236	2310	2384	2.25 Yds.
		COL	1969	Leather	2530	2761	3025						33 Sq. Ft.
		762	Medium back, syncro-tilt, casters, pneumatic height adjustment, upholstered open arm										
	in.	W 24 D 25.5 H 38 - 41.75 SH 18.5 - 22.25 AH 25.25 - 29											
		COM	1660	Fabric	1770	1814	1858	1924	1990	2056	2122	2188	2 Yds.
		COL	1826	Leather	2353	2570	2818						31 Sq. Ft.
		765	Medium back, syncro-tilt, casters, pneumatic height adjustment, urethane arm										
	in.	W 24 D 25 H 44 - 48 SH 18 - 22 AH 25 - 29											
		COM	1860	Fabric	1998	2053	2108	2190	2273	2355	2438	2520	2.5 Yds.
		COL	2046	Leather	2709	2982	3294						39 Sq. Ft.
		772	High back, syncro-tilt, casters, pneumatic height adjustment, upholstered open arm										
	in.	W 24 D 25 H 44 - 48 SH 18 - 22 AH 25 - 29											
		COM	1730	Fabric	1854	1904	1953	2027	2102	2176	2250	2324	2.25 Yds.
		COL	1903	Leather	2464	2695	2959						33 Sq. Ft.
		775	High back, syncro-tilt, casters, pneumatic height adjustment, urethane arm										

To Order Specify

Product Name
Product Number
Seat Depth
Base
Base Stain
Casters
Quantity
End User End User



Seat Depth



Normal 18"



Deep 19"



Base

B00 - Chrome
B01 - Black
Upcharge - \$310
B20 - Wood (Specify Stain)



Wood Base Stains

W21 - Natural Maple
W22 - Natural Cherry
W23 - Medium Cherry
W24 - Dark Cherry
W25 - Walnut
W26 - Mahogany
W27 - Solid Black
W28 - Black Stain
W30 - Honey
W20 - Custom colour (on Maple Veneer only)



Casters



Standard



Soft Wheel + \$58

DESK, CONFERENCE AND TASK CHAIRS







EFFECTIVE SEPTEMBER 1, 2016

Gr A Gr B Gr C Gr D Gr E Gr F Gr G Gr H

RESPONS

Series 800
Design Christen Sorensen

Shipped standard with black cast aluminum base (B01); "N" Normal Seat Depth (19"); carpet casters, unless specified otherwise. For wood capped steel base add \$310, specify B20 and stain; for soft-wheel casters add \$58, specify SOF; for deep seat (20.5"), specify D - no upcharge; for recessed black urethane arm, specify R - no upcharge. For all other construction details, colour, finish and stain choices see page 6 or www.keilhauerpricelist.com.

	in.	W 26 D 26.5 H 39 - 42.75 SH 17.75 - 22.5 AH 25.75 - 29.5
		COM 2350 Fabric 2543 2620 2697 2812 2928 3043 3159 3274 3.5 Yds.
		COL 2585 Leather 3435 3785 4185 50 Sq. Ft.
	862	Medium back, syncro-tilt, casters, pneumatic height adjustment, upholstered open arm
	in.	W 26 D 26.5 H 39 - 42.75 SH 17.75 - 22.5 AH 25.75 - 29.5
		COM 2220 Fabric 2385 2451 2517 2616 2715 2814 2913 3012 3 Yds.
		COL 2442 Leather 3190 3498 3850 44 Sq. Ft.
	865	Medium back, syncro-tilt, casters, pneumatic height adjustment, urethane arm
	in.	W 26 D 26.5 H 39 - 42.75 SH 17.75 - 22.5 AH 25.75 - 29.5
		COM 2570 Fabric 2790 2878 2966 3098 3230 3362 3494 3626 4 Yds.
		COL 2827 Leather 3762 4147 4587 55 Sq. Ft.
	868	Medium back, syncro-tilt, casters, pneumatic height adjustment, fully upholstered closed arm
	in.	W 27 D 26 H 45.25 - 49 SH 19 - 22.75 AH 25.75 - 29.5
		COM 2430 Fabric 2650 2738 2826 2958 3090 3222 3354 3486 4 Yds.
		COL 2673 Leather 3574 3945 4369 53 Sq. Ft.
	872	High back, syncro-tilt, casters, pneumatic height adjustment, upholstered open arm
	in.	W 27 D 25 H 44 - 49 SH 19 - 22.75 AH 24 - 29
		COM 2300 Fabric 2493 2570 2647 2762 2878 2993 3109 3224 3.5 Yds.
		COL 2530 Leather 3380 3730 4130 50 Sq. Ft.
	875	High back, syncro-tilt, casters, pneumatic height adjustment, urethane arm
	in.	W 27 D 25 H 44 - 49 SH 19 - 22.75 AH 24 - 29
		COM 2650 Fabric 2898 2997 3096 3244 3393 3541 3690 3838 4.5 Yds.
		COL 2915 Leather 3952 4379 4867 61 Sq. Ft.
	878	High back, syncro-tilt, casters, pneumatic height adjustment, fully upholstered closed arm

To Order Specify

Product Name
Product Number
Seat Depth
Base
Base Stain
Casters
Quantity
End User End User



Seat Depth



Normal 19"



Deep 20.5"



Base

B00 - Chrome
B01 - Black
Upcharge - \$310
B20 - Wood (Specify Stain)



Wood Base Stains

W21 - Natural Maple
W22 - Natural Cherry
W23 - Medium Cherry
W24 - Dark Cherry
W25 - Walnut
W26 - Mahogany
W27 - Solid Black
W28 - Black Stain
W30 - Honey
W20 - Custom colour (on Maple Veneer only)



Casters



Standard



Soft Wheel + \$58

DESK, CONFERENCE AND TASK CHAIRS

EFFECTIVE SEPTEMBER 1, 2016

Gr A Gr B Gr C Gr D Gr E Gr F Gr G Gr H

SGUIG
Design E00S

Shipped standard with dark grey nylon base and frame; carpet casters, unless specified otherwise. To order specify cover and cover can, translucent white, specify WHT, for solid grey, specify GRY. For polished aluminum base, specify PA add \$190. For soft-wheel casters specify SOF add \$58.
For all other construction details, colour, finish and stain choices see page 6 or www.keilhauerpricelist.com.



in.

W 26 D 26 H 40 - 46 SH 17 - 21 AH 23 - 30

1380

9921

Upholstered back, adjustable arm, syncro tilt - In Sguig textile

To Order Specify

Product Name
Product Number
Fabric Colour
Back Pattern
Quantity
End User



Fabric Colour



Back Pattern

- 2SG01 Ruby Fervor
- 2SG02 Black Verve
- 2SG03 Amber Delight
- 2SG04 Ginger Zest
- 2SG05 Mulberry Elan
- 2SG06 Orchid Vigor
- 2SG07 Sapphire Spirit
- 2SG08 Cobalt Cheer
- 2SG09 Mediterranean Vim
- 2SG10 Teal Zeal
- 2SG11 Green Apple Zing
- 2SG12 Pewter Joy



Dot



Line



Squiggle



in.

W 26 D 26 H 40 - 46 SH 17 - 21 AH 23 - 30

COM	1380	Fabric	1463	1496	1529	1578	1628	1677	1727	1776	1.5 Yds.
COL	1518	Leather	1943	2118	2318						25 Sq. Ft.

9921

Upholstered back, adjustable arm, syncro tilt

DESK, CONFERENCE AND TASK CHAIRS









EFFECTIVE SEPTEMBER 1, 2016

Gr A Gr B Gr C Gr D Gr E Gr F Gr G Gr H

SIMPLE

Design Mark Kapka

Shipped standard with black nylon base, black fixed arms, black wishbone and carpet casters, unless specified otherwise. For polished aluminum base and wishbone for swivel-only mechanism, specify PA00 add \$160; for polished aluminum base for KT Knee tilt mechanism, specify PA00 add \$95; for knee-tilt specify KT add \$45; for soft-wheel casters specify SOF add \$58; for stool option with higher cylinder and foot ring specify STOOL add \$240; for black urethane adjustable arm add \$89, specify A suffix to product number. For all other construction details, colour, finish and stain choices see page 6 or www.keilhauerpricelist.com.

	in.	W 25.5 D 25.5 H 38 SH 18												
		COM	747	Fabric	830	863	896	946	995	1045	1094	1144	1.5 Yds.	
		COL	822	Leather	1247	1422	1622							25 Sq. Ft.
	9310	Conference chair, upholstered armless, fixed height												
		W 25.5 D 25.5 H 38 SH 18 AH 26.75												
		COM	830	Fabric	913	946	979	1028	1078	1127	1177	1226	1.5 Yds.	
		COL	913	Leather	1338	1513	1713							25 Sq. Ft.
9311	Conference chair, upholstered with arms, fixed height													
		W 25.5 D 25.5 H 37.25 - 41.5 SH 17.25 - 21.25												
		COM	750	Fabric	833	866	899	948	998	1047	1097	1146	1.5 Yds.	
		COL	825	Leather	1250	1425	1625							25 Sq. Ft.
9312	Conference chair, upholstered armless, pneumatic height adjustment													
		W 25.5 D 25.5 H 37.25 - 41.5 SH 17.25 - 21.25 AH 26 - 30.5												
		COM	830	Fabric	913	946	979	1028	1078	1127	1177	1226	1.5 Yds.	
		COL	913	Leather	1338	1513	1713							25 Sq. Ft.
9313	Conference chair, upholstered with arms, pneumatic height adjustment													
		W 25.5 D 25.55 H 38 SH 18												
		COM	725	Fabric	767	783	800	824	849	874	899	923	0.75 Yd.	
		COL	798	Leather	1070	1182	1310							16 Sq. Ft.
9320	Conference chair, mesh back armless, fixed height													
		W 25.5 D 25.5 H 38 SH 18 AH 26.75												
		COM	805	Fabric	847	863	880	904	929	954	979	1003	0.75 Yd.	
		COL	886	Leather	1158	1270	1398							16 Sq. Ft.
9321	Conference chair, mesh back with arms, fixed height													
		W 25.5 D 25.5 H 37.25 - 41.5 SH 17.25 - 21.5												
		COM	725	Fabric	767	783	800	824	849	874	899	923	0.75 Yd.	
		COL	798	Leather	1070	1182	1310							16 Sq. Ft.
9322	Conference chair, mesh back armless, pneumatic height adjustment													
		W 24.5 D 21.25 H 37.25 - 41.5 SH 17.25 - 21.5 AH 26 - 30.25												
		COM	805	Fabric	847	863	880	904	929	954	979	1003	0.75 Yd.	
		COL	886	Leather	1158	1270	1398							16 Sq. Ft.
9323	Conference chair, mesh back with arms, pneumatic height adjustment													












Mesh Colour

- ME001 Black
- ME002 Silver
- ME003 White
- ME004 Steel
- ME005 Sandstone
- ME006 Pumice
- ME007 Blue Ink
- ME008 Red
- ME009 Lupin
- ME010 Amethyst
- ME011 Ocean
- ME012 Treemoss
- ME013 Orange

DESK, CONFERENCE AND TASK CHAIRS

EFFECTIVE SEPTEMBER 1, 2016






		Gr A	Gr B	Gr C	Gr D	Gr E	Gr F	Gr G	Gr H				
TOM Series 9500 Design Tom Deacon		Shipped standard with black nylon base (B08), "N" Normal Seat Depth (19"), "R" Regular Seat Width (19"), carpet casters, unless specified otherwise. For soft-wheel casters specify SOF add \$58; for Deep Seat (20.5"), specify D – no upcharge, for Shallow Seat (18") Specify S - no upcharge; for Polished Aluminum Base specify PA, add \$95, for stool option specify STOOL add \$240. For all other construction details, colour, finish and stain choices see page 6 or www.keilhauerpricelist.com.											
	in.	W 26.5 D 26 H 32.5 - 35 SH 16.75 - 21											
		COM	880	Fabric	935	957	979	1012	1045	1078	1111	1144	1 Yd.
		COL	968	Leather	1223	1328	1448						15 Sq. Ft.
	9530	Low back armless											
	in.	W 26.5 D 26 H 32.5 - 35 SH 16.75 - 21 AH 24 - 30.5											
		COM	1080	Fabric	1135	1157	1179	1212	1245	1278	1311	1344	1 Yd.
		COL	1188	Leather	1443	1548	1668						15 Sq. Ft.
	9531	Low back adjustable arm with urethane cap											
	in.	W 26.5 D 26 H 32.5 - 35 SH 16.75 - 21 AH 24 - 30.5											
		COM	1160	Fabric	1243	1276	1309	1358	1408	1457	1507	1556	1.5 Yds.
		COL	1276	Leather	1633	1780	1948						21 Sq. Ft.
	9532	Low back adjustable arm with upholstered cap											
	in.	W 26.5 D 26 H 32.5 - 35 SH 16.75 - 21 AH 24 - 29.25											
		COM	1000	Fabric	1055	1077	1099	1132	1165	1198	1231	1264	1 Yd.
		COL	1100	Leather	1355	1460	1580						15 Sq. Ft.
	9533	Low back arc arm											
	in.	W 26.5 D 26 H 32.5 - 35 SH 16.75 - 21 AH 24 - 29.5											
		COM	1040	Fabric	1123	1156	1189	1238	1288	1337	1387	1436	1.5 Yds.
		COL	1144	Leather	1501	1648	1816						21 Sq. Ft.
	9534	Low back arc arm with upholstered cap											
	in.	W 26.5 D 26 H 32.5 - 35 SH 16.75 - 21 AH 24 - 29.75											
		COM	1270	Fabric	1367	1405	1444	1501	1559	1617	1675	1732	1.75 Yds.
		COL	1397	Leather	1907	2117	2357						30 Sq. Ft.
	9535	Low back arc arm fully upholstered											
	in.	W 26.5 D 26 H 32.5 - 35 SH 16.75 - 21 AH 26.5 - 30											
		COM	1080	Fabric	1135	1157	1179	1212	1245	1278	1311	1344	1 Yd.
		COL	1188	Leather	1443	1548	1668						15 Sq. Ft.
	9536	Low back urethane recessed arm											
	in.	W 26.5 D 26 H 35.5 - 38 SH 16.75 - 21											
		COM	900	Fabric	955	977	999	1032	1065	1098	1131	1164	1 Yd.
		COL	990	Leather	1245	1350	1470						15 Sq. Ft.
	9560	Mid back armless											
	in.	W 26.5 D 26 H 35.5 - 38 SH 16.75 - 21 AH 24 - 30.5											
		COM	1100	Fabric	1155	1177	1199	1232	1265	1298	1331	1364	1 Yd.
		COL	1210	Leather	1465	1570	1690						15 Sq. Ft.
	9561	Mid back adjustable arm with urethane cap											

DESK, CONFERENCE AND TASK CHAIRS

EFFECTIVE SEPTEMBER 1, 2016





TOM

Series 9500 Continued

				Gr A	Gr B	Gr C	Gr D	Gr E	Gr F	Gr G	Gr H	
	in.	W 26.5 D 26 H 35.5 - 38 SH 16.75 - 21 AH 24 - 30.5										
	COM	1180	Fabric	1263	1296	1329	1378	1428	1477	1527	1576	1.5 Yds.
	COL	1298	Leather	1655	1802	1970						21 Sq. Ft.
9562		Mid back adjustable arm with upholstered cap										
	in.	W 26.5 D 26 H 35.5 - 38 SH 16.75 - 21 AH 24 - 29.25										
	COM	1020	Fabric	1075	1097	1119	1152	1185	1218	1251	1284	1 Yd.
	COL	1122	Leather	1377	1482	1602						15 Sq. Ft.
9563		Mid back arc arm										
	in.	W 26.5 D 26 H 35.5 - 38 SH 16.75 - 21 AH 24 - 29.5										
	COM	1060	Fabric	1143	1176	1209	1258	1308	1357	1407	1456	1.5 Yds.
	COL	1166	Leather	1523	1670	1838						21 Sq. Ft.
9564		Mid back arc arm with upholstered cap										
	in.	W 26.5 D 26 H 35.5 - 38 SH 16.75 - 21 AH 24 - 29.75										
	COM	1290	Fabric	1387	1425	1464	1521	1579	1637	1695	1752	1.75 Yds.
	COL	1419	Leather	1929	2139	2379						30 Sq. Ft.
9565		Mid back arc arm fully upholstered										
	in.	W 26.5 D 26 H 35.5 - 38 SH 16.75 - 21 AH 26.5 - 30										
	COM	1100	Fabric	1155	1177	1199	1232	1265	1298	1331	1364	1 Yd.
	COL	1210	Leather	1465	1570	1690						15 Sq. Ft.
9566		Mid back urethane recessed arm										










To Order Specify

Product Name
Product Number
Seat Depth
Shell/Base Colour
Fabric
Quantity
End User

9 Tom	5 Contour Back	 Back Height	 Arm Variation	R Regular Seat Width - 19"	 Seat Depth	 Shell / Base Colour
	3 Low back	0 No Arms	3 Arc arm		S Shallow - 18"	B Black
	6 Mid back	1 Adjustable arm with urethane cap	4 Arc arm with upholstered cap		N Normal - 19.5"	PA Polished Aluminum Upcharge \$95
		2 Adjustable arm with upholstered cap	5 Arc arm fully upholstered		D Deep - 20.5"	
			6 Urethane recessed arm			

DESK, CONFERENCE AND TASK CHAIRS






EFFECTIVE SEPTEMBER 1, 2016

		Gr A	Gr B	Gr C	Gr D	Gr E	Gr F	Gr G	Gr H				
TOM Series 9600 Design Tom Deacon		Shipped standard with black nylon base (B08), "N" Normal Seat Depth (19"), "R" Regular Seat Width (19"), carpet casters unless specified otherwise. For soft-wheel casters specify SOF add \$58; for Deep Seat (20.5"), specify D – no upcharge, for Shallow Seat (18") Specify S - no upcharge, for Polished Aluminum Base specify PA, add \$95, for stool option specify STOOL add \$240. For all other construction details, colour, finish and stain choices see page 6 or www.keilhauerpricelist.com.											
	in.	W 26.5 D 26 H 33.25 - 39.75 SH 17.25 - 21.25											
		COM	930	Fabric	1013	1046	1079	1128	1178	1227	1277	1326	1.5 Yds.
		COL	1023	Leather	1465	1647	1855						26 Sq. Ft.
9630		Low back armless											
	in.	W 26.5 D 26 H 33.25 - 39.75 SH 17.25 - 21.25 AH 24 - 30.5											
		COM	1130	Fabric	1213	1246	1279	1328	1378	1427	1477	1526	1.5 Yds.
		COL	1243	Leather	1685	1867	2075						26 Sq. Ft.
9631		Low back adjustable arm with urethane cap											
	in.	W 26.5 D 26 H 33.25 - 39.75 SH 17.25 - 21.25 AH 24 - 30.5											
		COM	1210	Fabric	1307	1345	1384	1441	1499	1557	1615	1672	1.75 Yds.
		COL	1331	Leather	1841	2051	2291						30 Sq. Ft.
9632		Low back adjustable arm with upholstered cap											
	in.	W 26.5 D 26 H 33.25 - 39.75 SH 17.25 - 21.25 AH 24 - 29.25											
		COM	1050	Fabric	1133	1166	1199	1248	1298	1347	1397	1446	1.5 Yds.
		COL	1155	Leather	1597	1779	1987						26 Sq. Ft.
9633		Low back arc arm											
	in.	W 26.5 D 26 H 33.25 - 39.75 SH 17.25 - 21.25 AH 24 - 29.5											
		COM	1090	Fabric	1187	1225	1264	1321	1379	1437	1495	1552	1.75 Yds.
		COL	1199	Leather	1709	1919	2159						30 Sq. Ft.
9634		Low back arc arm with upholstered cap											
	in.	W 26.5 D 26 H 33.25 - 39.75 SH 17.25 - 21.25 AH 24 - 29.75											
		COM	1320	Fabric	1444	1494	1543	1617	1692	1766	1840	1914	2.25 Yds.
		COL	1452	Leather	2132	2412	2732						40 Sq. Ft.
9635		Low back arc arm fully upholstered											
	in.	W 26.5 D 26 H 33.25 - 39.75 SH 17.25 - 21.25 AH 26.5 - 30											
		COM	1130	Fabric	1213	1246	1279	1328	1378	1427	1477	1526	1.5 Yds.
		COL	1243	Leather	1685	1867	2075						26 Sq. Ft.
9636		Low back urethane recessed arm											
	in.	W 26.5 D 26 H 36.25 - 42.75 SH 17.25 - 21.25											
		COM	950	Fabric	1047	1085	1124	1181	1239	1297	1355	1412	1.75 Yds.
		COL	1045	Leather	1521	1717	1941						28 Sq. Ft.
9660		Mid back armless											
	in.	W 26.5 D 26 H 36.25 - 42.75 SH 17.25 - 21.25 AH 24 - 30.5											
		COM	1150	Fabric	1247	1285	1324	1381	1439	1497	1555	1612	1.75 Yds.
		COL	1265	Leather	1741	1937	2161						28 Sq. Ft.
9661		Mid back adjustable arm with urethane cap											

DESK, CONFERENCE AND TASK CHAIRS

EFFECTIVE SEPTEMBER 1, 2016

TOM Series 9600 continued

				Gr A	Gr B	Gr C	Gr D	Gr E	Gr F	Gr G	Gr H	
	in.	W 26.5 D 26 H 36.25 - 42.75 SH 17.25 - 21.25 AH 24 - 30.5										
		COM 1230 Fabric 1340 1384 1428 1494 1560 1626 1692 1758										2 Yds.
		COL 1353 Leather 1897 2121 2377										32 Sq. Ft.
	9662	Mid back adjustable arm with upholstered cap										
	in.	W 26.5 D 26 H 36.25 - 42.75 SH 17.25 - 21.25 AH 24 - 29.25										
		COM 1070 Fabric 1167 1205 1244 1301 1359 1417 1475 1532										1.75 Yds.
		COL 1177 Leather 1653 1849 2073										28 Sq. Ft.
	9663	Mid back arc arm										
	in.	W 26.5 D 26 H 36.25 - 42.75 SH 17.25 - 21.25 AH 24 - 29.5										
		COM 1110 Fabric 1220 1264 1308 1374 1440 1506 1572 1638										2 Yds.
		COL 1221 Leather 1799 2037 2309										34 Sq. Ft.
	9664	Mid back arc arm with upholstered cap										
	in.	W 26.5 D 26 H 36.25 - 42.75 SH 17.25 - 21.25 AH 24 - 29.75										
		COM 1340 Fabric 1478 1533 1588 1670 1753 1835 1918 2000										2.5 Yds.
		COL 1474 Leather 2154 2434 2754										40 Sq. Ft.
	9665	Mid back arc arm fully upholstered										
	in.	W 26.5 D 26 H 36.25 - 42.75 SH 17.25 - 21.25 AH 26.5 - 30										
		COM 1150 Fabric 1247 1285 1324 1381 1439 1497 1555 1612										1.75 Yds.
		COL 1265 Leather 1741 1937 2161										28 Sq. Ft.
	9666	Mid back urethane recessed arm										

To Order Specify

Product Name
Product Number
Seat Depth
Shell/Base Colour
Fabric
Quantity
End User

9
Tom

6
Contour Back
with slim pad
attachment

Back Height

Arm Variation

R
Regular Seat Width - 19"

Seat Depth

Shell / Base Colour

3
Low back

0
No Arms

3
Arc arm

S
Shallow - 18"

B
Black

6
Mid back

1
Adjustable arm
with urethane cap

4
Arc arm with
upholstered cap

N
Normal - 19.5"

PA
Polished Aluminum
Upcharge \$95

2
Adjustable arm with
upholstered cap

5
Arc arm fully
upholstered










D
Deep - 20.5"

6
Urethane
recessed arm

DESK, CONFERENCE AND TASK CHAIRS

EFFECTIVE SEPTEMBER 1, 2016










UPDATED SEPTEMBER 29, 2016

		Gr A	Gr B	Gr C	Gr D	Gr E	Gr F	Gr G	Gr H				
TOM Series 9700 Design Tom Deacon		Shipped standard with black nylon base (B08), "N" Normal Seat Depth (19"), "R" Regular Seat Width (19"); carpet casters unless specified otherwise. For Polished Aluminum Base specify PA, add \$95, for soft-wheel casters specify SOF add \$58. For Deep Seat (20.5"), specify D - no upcharge, for Shallow Seat (18") Specify S - no upcharge. For Full Seat Width (20.5"), specify F - no upcharge. For stool option specify STOOL add \$240 (Not available on high back chairs). For all other construction details, colour, finish and stain choices see page 6 or www.keilhauerpricelist.com .											
	in.	W 26.5 D 26 H 34.5 - 40 SH 17.5 - 21.5											
		COM	1030	Fabric	1140	1184	1228	1294	1360	1426	1492	1558	2 Yds.
		COL	1133	Leather	1643	1853	2093						30 Sq. Ft.
	9730	Low back armless											
	in.	W 26.5 D 26 H 34.5 - 40 SH 17.5 - 21.5 AH 24 - 30.5											
		COM	1230	Fabric	1340	1384	1428	1494	1560	1626	1692	1758	2 Yds.
		COL	1353	Leather	1863	2073	2313						30 Sq. Ft.
	9731	Low back adjustable arm with urethane cap											
	in.	W 26.5 D 26 H 34.5 - 40 SH 17.5 - 21.5 AH 24 - 30.5											
		COM	1310	Fabric	1434	1484	1533	1607	1682	1756	1830	1904	2.25 Yds.
		COL	1441	Leather	2019	2257	2529						34 Sq. Ft.
	9732	Low back adjustable arm with upholstered cap											
	in.	W 26.5 D 26 H 34.5 - 40 SH 17.5 - 21.5 AH 24 - 29.25											
		COM	1150	Fabric	1260	1304	1348	1414	1480	1546	1612	1678	2 Yds.
		COL	1265	Leather	1775	1985	2225						30 Sq. Ft.
	9733	Low back arc arm											
	in.	W 26.5 D 26 H 34.5 - 40 SH 17.5 - 21.5 AH 24 - 29.5											
		COM	1190	Fabric	1314	1364	1413	1487	1562	1636	1710	1784	2.25 Yds.
		COL	1309	Leather	1887	2125	2397						34 Sq. Ft.
	9734	Low back arc arm with upholstered cap											
	in.	W 26.5 D 26 H 34.5 - 40 SH 17.5 - 21.5 AH 24 - 29.75											
		COM	1420	Fabric	1558	1613	1668	1750	1833	1915	1998	2080	2.5 Yds.
		COL	1562	Leather	2242	2522	2842						40 Sq. Ft.
	9735	Low back arc arm fully upholstered											
	in.	W 26.5 D 26 H 34.5 - 40 SH 17.5 - 21.5 AH 26.5 - 30											
		COM	1230	Fabric	1340	1384	1428	1494	1560	1626	1692	1758	2 Yds.
		COL	1353	Leather	1863	2073	2313						30 Sq. Ft.
	9736	Low back urethane recessed arm											
	in.	W 26.5 D 26 H 37.5 - 43.5 SH 17.5 - 21.5											
		COM	1050	Fabric	1160	1204	1248	1314	1380	1446	1512	1578	2 Yds.
		COL	1155	Leather	1665	1875	2115						30 Sq. Ft.
	9760	Mid back armless											
	in.	W 26.5 D 26 H 37.5 - 43.5 SH 17.5 - 21.5 AH 24 - 30.5											
		COM	1250	Fabric	1360	1404	1448	1514	1580	1646	1712	1778	2 Yds.
		COL	1375	Leather	1885	2095	2335						30 Sq. Ft.
	9761	Mid back adjustable arm with urethane cap											

DESK, CONFERENCE AND TASK CHAIRS

EFFECTIVE SEPTEMBER 1, 2016
 UPDATED SEPTEMBER 29, 2016

TOM
 Series 9700 Continued

				Gr A	Gr B	Gr C	Gr D	Gr E	Gr F	Gr G	Gr H		
	in.	W 26.5 D 26 H 37.5 - 43.5 SH 17.5 - 21.5 AH 24 - 30.5											
		COM	1330	Fabric	1454	1504	1553	1627	1702	1776	1850	1924	2.25 Yds.
		COL	1463	Leather	2041	2279	2551						34 Sq. Ft.
9762		Mid back adjustable arm with upholstered cap											
	in.	W 26.5 D 26 H 37.5 - 43.5 SH 17.5 - 21.5 AH 24 - 29.25											
		COM	1170	Fabric	1280	1324	1368	1434	1500	1566	1632	1698	2 Yds.
		COL	1287	Leather	1797	2007	2247						30 Sq. Ft.
9763		Mid back arc arm											
	in.	W 26.5 D 26 H 37.5 - 43.5 SH 17.5 - 21.5 AH 24 - 29.5											
		COM	1210	Fabric	1334	1384	1433	1507	1582	1656	1730	1804	2.25 Yds.
		COL	1331	Leather	1909	2147	2419						34 Sq. Ft.
9764		Mid back arc arm with upholstered cap											
	in.	W 26.5 D 26 H 37.5 - 43.5 SH 17.5 - 21.5 AH 24 - 29.75											
		COM	1440	Fabric	1578	1633	1688	1770	1853	1935	2018	2100	2.5 Yds.
		COL	1584	Leather	2264	2544	2864						40 Sq. Ft.
9765		Mid back arc arm fully upholstered											
	in.	W 26.5 D 26 H 37.5 - 43.5 SH 17.5 - 21.5 AH 26.5 - 30											
		COM	1250	Fabric	1360	1404	1448	1514	1580	1646	1712	1778	2 Yds.
		COL	1375	Leather	1885	2095	2335						30 Sq. Ft.
9766		Mid back urethane recessed arm											
	in.	W 26.25 D 26 H 44.5 - 50.5 SH 17.5 - 21.5											
		COM	1205	Fabric	1329	1379	1428	1502	1577	1651	1725	1799	2.25 Yds.
		COL	1326	Leather	1955	2214	2510						37 Sq. Ft.
9770		High back armless											
	in.	W 26.25 D 26 H 44.5 - 50.5 SH 17.5 - 21.5 AH 24 - 30.5											
		COM	1405	Fabric	1529	1579	1628	1702	1777	1851	1925	1999	2.25 Yds.
		COL	1546	Leather	2175	2434	2730						37 Sq. Ft.
9771		High back adjustable arm with urethane cap											
	in.	W 26.25 D 26 H 44.5 - 50.5 SH 17.5 - 21.5 AH 24 - 30.5											
		COM	1485	Fabric	1623	1678	1733	1815	1898	1980	2063	2145	2.5 Yds.
		COL	1634	Leather	2297	2570	2882						39 Sq. Ft.
9772		High back adjustable arm with upholstered cap											
	in.	W 26.25 D 26 H 44.5 - 50.5 SH 17.5 - 21.5 AH 24 - 29.25											
		COM	1325	Fabric	1449	1499	1548	1622	1697	1771	1845	1919	2.25Yds.
		COL	1458	Leather	2087	2346	2642						37 Sq. Ft.
9773		High back arc arm											




DESK, CONFERENCE AND TASK CHAIRS

EFFECTIVE SEPTEMBER 1, 2016

UPDATED SEPTEMBER 29, 2016

TOM

Series 9700 Continued

				Gr A	Gr B	Gr C	Gr D	Gr E	Gr F	Gr G	Gr H		
	in.	W 26.25 D 26 H 44.5 - 50.5 SH 17.5 - 21.5 AH 24 - 29.5											
		COM	1365	Fabric	1503	1558	1613	1695	1778	1860	1943	2025	2.5 Yds.
		COL	1502	Leather	2165	2438	2750						39 Sq. Ft.
9774		High back arc arm with upholstered cap											
	in.	W 26.25 D 26 H 44.5 - 50.5 SH 17.5 - 21.5 AH 24 - 29.75											
		COM	1595	Fabric	1747	1807	1868	1958	2049	2140	2231	2321	2.75 Yds.
		COL	1755	Leather	2503	2811	3163						44 Sq. Ft.
9775		High back arc arm fully upholstered											
	in.	W 26.25 D 26 H 44.5 - 50.5 SH 17.5 - 21.5 AH 26.5 - 30											
		COM	1405	Fabric	1529	1579	1628	1702	1777	1851	1925	1999	2.25 Yds.
		COL	1546	Leather	2175	2434	2730						37 Sq. Ft.
9776		High back urethane recessed arm											

To Order Specify

Product Name
Product Number
Seat Depth
Shell/Base Colour
Fabric
Quantity
End User

9
Tom

7
Fully Upholstered
Slim Back

Back Height

Arm Variation

Seat Width

Seat Depth

Shell / Base Colour

3
Low back

0
No Arms

3
Arc arm

R
Regular - 19"

S
Shallow - 18"

B
Black

6
Mid back

1
Adjustable arm
with urethane cap

4
Arc arm with
upholstered cap

F
Full - 20.5"

N
Normal - 19.5"

PA
Polished Aluminum
Upcharge \$95

7
High back

2
Adjustable arm with
upholstered cap

5
Arc arm fully
upholstered



















D
Deep - 20.5"

6
Urethane
recessed arm

DESK, CONFERENCE AND TASK CHAIRS

EFFECTIVE SEPTEMBER 1, 2016










UPDATED SEPTEMBER 29, 2016

		Gr A	Gr B	Gr C	Gr D	Gr E	Gr F	Gr G	Gr H					
TOM Series 9800 Design Tom Deacon		Shipped standard with black nylon base (B08), "N" Normal Seat Depth (19"), "R" Regular Seat Width (19"), carpet casters, unless specified otherwise. For Polished Aluminum Base specify PA, add \$95, for soft-wheel casters specify SOF add \$58. For Deep Seat (20.5"), specify D - no upcharge, for Shallow Seat (18") Specify S - no upcharge. For Full Seat Width (20.5"), specify F - no upcharge. For stool option specify STOOL add \$240 (not available on high back chairs). For all other construction details, colour, finish and stain choices see page 6 or www.keilhauerpricelist.com.												
		in.	W 26.5 D 26 H 32.5 - 35 SH 17.5 - 21.25											
		9830	COM	1375	Fabric	1513	1568	1623	1705	1788	1870	1953	2035	2.5 Yds.
			COL	1513	Leather	2227	2521	2857					42 Sq. Ft.	
			Low back armless											
		in.	W 26.5 D 26 H 32.5 - 35 SH 17.5 - 21.25 AH 25 - 31.25											
		9831	COM	1575	Fabric	1713	1768	1823	1905	1988	2070	2153	2235	2.5 Yds.
			COL	1733	Leather	2447	2741	3077					42 Sq. Ft.	
			Low back adjustable arm with urethane cap											
		in.	W 26.5 D 26 H 32.5 - 35 SH 17.5 - 21.25 AH 25 - 31.25											
		9832	COM	1655	Fabric	1793	1848	1903	1985	2068	2150	2233	2315	2.5 Yds.
			COL	1821	Leather	2586	2901	3261					45 Sq. Ft.	
			Low back adjustable arm with upholstered cap											
		in.	W 26.5 D 26 H 32.5 - 35 SH 17.5 - 21.25 AH 25 - 29.25											
		9833	COM	1495	Fabric	1633	1688	1743	1825	1908	1990	2073	2155	2.5 Yds.
			COL	1645	Leather	2359	2653	2989					42 Sq. Ft.	
			Low back arc arm											
		in.	W 26.5 D 26 H 32.5 - 35 SH 17.5 - 21.25 AH 25 - 29.5											
		9834	COM	1535	Fabric	1673	1728	1783	1865	1948	2030	2113	2195	2.5 Yds.
			COL	1689	Leather	2454	2769	3129					45 Sq. Ft.	
			Low back arc arm with upholstered cap											
		in.	W 26.5 D 26 H 32.5 - 35 SH 17.5 - 21.25 AH 25 - 29.75											
		9835	COM	1765	Fabric	1930	1996	2062	2161	2260	2359	2458	2557	3 Yds.
			COL	1942	Leather	2792	3142	3542					50 Sq. Ft.	
			Low back arc arm fully upholstered											
		in.	W 26.5 D 26 H 32.5 - 35 SH 17.5 - 21.25 AH 26.5 - 30											
		9836	COM	1575	Fabric	1713	1768	1823	1905	1988	2070	2153	2235	2.5 Yds.
			COL	1733	Leather	2447	2741	3077					42 Sq. Ft.	
			Low back urethane recessed arm											
		in.	W 26.5 D 26 H 37.5 - 43 SH 17.5 - 21.25											
		9860	COM	1445	Fabric	1597	1657	1718	1808	1899	1990	2081	2171	2.75 Yds.
			COL	1590	Leather	2338	2646	2998					44 Sq. Ft.	
			Mid back armless											
		in.	W 26.5 D 26 H 37.5 - 43 SH 17.5 - 21.25 AH 25 - 31.25											
		9861	COM	1645	Fabric	1797	1857	1918	2008	2099	2190	2281	2371	2.75 Yds.
			COL	1810	Leather	2558	2866	3218					44 Sq. Ft.	
			Mid back adjustable arm with urethane cap											

DESK, CONFERENCE AND TASK CHAIRS

EFFECTIVE SEPTEMBER 1, 2016

TOM
Series 9800 Continued

				Gr A	Gr B	Gr C	Gr D	Gr E	Gr F	Gr G	Gr H		
	in.	W 26.5 D 26 H 37.5 - 43 SH 17.5 - 21.25 AH 25 - 31.25											
		COM	1725	Fabric	1877	1937	1998	2088	2179	2270	2361	2451	2.75 Yds.
		COL	1898	Leather	2680	3002	3370						46 Sq. Ft.
9862		Mid back adjustable arm with upholstered cap											
	in.	W 26.5 D 26 H 37.5 - 43 SH 17.5 - 21.25 AH 25 - 29.25											
		COM	1565	Fabric	1717	1777	1838	1928	2019	2110	2201	2291	2.75 Yds.
		COL	1722	Leather	2470	2778	3130						44 Sq. Ft.
9863		Mid back arc arm											
	in.	W 26.5 D 26 H 37.5 - 43 SH 17.5 - 21.25 AH 25 - 29.5											
		COM	1605	Fabric	1757	1817	1878	1968	2059	2150	2241	2331	2.75 Yds.
		COL	1766	Leather	2548	2870	3238						46 Sq. Ft.
9864		Mid back arc arm with upholstered cap											
	in.	W 26.5 D 26 H 37.5 - 43 SH 17.5 - 21.25 AH 25 - 29.75											
		COM	1835	Fabric	2014	2086	2157	2264	2372	2479	2586	2693	3.25 Yds.
		COL	2019	Leather	2954	3339	3779						55 Sq. Ft.
9865		Mid back arc arm fully upholstered											
	in.	W 26.5 D 26 H 37.5 - 43 SH 17.5 - 21.25 AH 26.5 - 30											
		COM	1645	Fabric	1797	1857	1918	2008	2099	2190	2281	2371	2.75 Yds.
		COL	1810	Leather	2558	2866	3218						44 Sq. Ft.
9866		Mid back urethane recessed arm											
	in.	W 26.5 D 26 H 45.5 - 51.5 SH 17.5 - 21.25											
		COM	1595	Fabric	1774	1846	1917	2024	2132	2239	2346	2453	3.25 Yds.
		COL	1755	Leather	2605	2955	3355						50 Sq. Ft.
9870		High back armless											
	in.	W 26.5 D 26 H 45.5 - 51.5 SH 17.5 - 21.25 AH 25 - 31.25											
		COM	1795	Fabric	1974	2046	2117	2224	2332	2439	2546	2653	3.25 Yds.
		COL	1975	Leather	2825	3175	3575						50 Sq. Ft.
9871		High back adjustable arm with urethane cap											
	in.	W 26.5 D 26 H 45.5 - 51.5 SH 17.5 - 21.25 AH 25 - 31.25											
		COM	1875	Fabric	2054	2126	2197	2304	2412	2519	2626	2733	3.25 Yds.
		COL	2063	Leather	2964	3335	3759						53 Sq. Ft.
9872		High back adjustable arm with upholstered cap											
	in.	W 26.5 D 26 H 45.5 - 51.5 SH 17.5 - 21.25 AH 25 - 29.25											
		COM	1715	Fabric	1894	1966	2037	2144	2252	2359	2466	2573	3.25 Yds.
		COL	1887	Leather	2737	3087	3487						50 Sq. Ft.
9873		High back arc arm											

DESK, CONFERENCE AND TASK CHAIRS




EFFECTIVE SEPTEMBER 1, 2016

UPDATED SEPTEMBER 29, 2016

TOM

Series 9800 Continued

Gr A Gr B Gr C Gr D Gr E Gr F Gr G Gr H

	in.	W 26.5 D 26 H 45.5 - 51.5 SH 17.5 - 21.25 AH 25 - 29.5										
	COM	1755	Fabric	1934	2006	2077	2184	2292	2399	2506	2613	3.25 Yds.
	COL	1931	Leather	2832	3203	3627						53 Sq. Ft.
	9874	High back arc arm with upholstered cap										
	in.	W 26.5 D 26 H 45.5 - 51.5 SH 17.5 - 21.25 AH 25 - 29.75										
	COM	1985	Fabric	2178	2255	2332	2447	2563	2678	2794	2909	3.5 Yds.
	COL	2184	Leather	3204	3624	4104						60 Sq. Ft.
	9875	High back arc arm fully upholstered										
	in.	W 26.5 D 26 H 45.5 - 51.5 SH 17.5 - 21.25 AH 26.5 - 30										
	COM	1795	Fabric	1974	2046	2117	2224	2332	2439	2546	2653	3.25 Yds.
	COL	1975	Leather	2825	3175	3575						50 Sq. Ft.
	9876	High back urethane recessed arm										

To Order Specify

Product Name
Product Number
Seat Depth
Shell/Base Colour
Fabric
Quantity
End User

9 Tom	8 Fully Upholstered Border Back	<input type="checkbox"/> Back Height	<input type="checkbox"/> Arm Variation	<input type="checkbox"/> Seat Width	<input type="checkbox"/> Seat Depth	<input type="checkbox"/> Shell / Base Colour
3 Low back	0 No Arms	3 Arc arm	R Regular - 19"	S Shallow - 18"	B Black	
6 Mid back	1 Adjustable arm with urethane cap	4 Arc arm with upholstered cap	F Full - 20.5"	N Normal - 19.5"	PA Polished Aluminum Upcharge \$95	
7 High back	2 Adjustable arm with upholstered cap	5 Arc arm fully upholstered	D Deep - 20.5"			
		6 Urethane recessed arm				









DESK, CONFERENCE AND TASK CHAIRS

EFFECTIVE SEPTEMBER 1, 2016

Gr A Gr B Gr C Gr D Gr E Gr F Gr G Gr H

UNITY

Shipped standard with carpet casters unless specified otherwise. For softwheel casters, specify SOF add \$58. For polished aluminum base, specify PA00 add \$45.
For all other construction details, colour, finish and stain choices see page 6 or www.keilhauerpricelist.com.

	in.	W 27 D 23.75 H 41.5 - 47.5 SH 17.25 - 21.75 AH 26.25 - 30.75											
		COM	1520	Fabric	1630	1674	1718	1784	1850	1916	1982	2048	2 Yds.
		COL	1672	Leather	2250	2488	2760						34 Sq. Ft.
Mid back chair with urethane arm caps													
	in.	W 27 D 23.75 H 41.5 - 47.5 SH 17.25 - 21.75 AH 26.25 - 30.75											
		COM	1600	Fabric	1724	1774	1823	1897	1972	2046	2120	2194	2.25 Yds.
		COL	1760	Leather	2411	2678	2984						38.25 Sq. Ft.
Mid back chair with upholstered arm caps													
	in.	W 27 D 23.75 H 41.5 - 47.5 SH 17.25 - 21.75 AH 25.25 - 32.25											
		COM	1570	Fabric	1680	1724	1768	1834	1900	1966	2032	2098	2 Yds.
		COL	1727	Leather	2305	2543	2815						34 Sq. Ft.
Mid back chair with adjustable arms, urethane arm caps													
	in.	W 27 D 23.75 H 41.5 - 47.5 SH 17.25 - 21.75 AH 25.25 - 32.25											
		COM	1650	Fabric	1774	1824	1873	1947	2022	2096	2170	2244	2.25 Yds.
		COL	1815	Leather	2466	2733	3039						38.25 Sq. Ft.
Mid back chair with adjustable arms, upholstered arm caps													
	in.	W 27 D 23.75 H 47.75 - 53.75 SH 17.25 - 21.75 AH 26.25 - 30.75											
		COM	1720	Fabric	1844	1894	1943	2018	2092	2166	2240	2315	2.25 Yds.
		COL	1893	Leather	2544	2811	3117						38.25 Sq. Ft.
High back chair with urethane arm caps													
	in.	W 27 D 23.75 H 47.75 - 53.75 SH 17.25 - 21.75 AH 26.25 - 30.75											
		COM	1800	Fabric	1938	1993	2048	2130	2213	2295	2378	2460	2.5 Yds.
		COL	1980	Leather	2703	3000	3340						42.5 Sq. Ft.
High back chair with upholstered arm caps													
	in.	W 27 D 23.75 H 47.75 - 53.75 SH 17.25 - 21.75 AH 25.25 - 32.25											
		COM	1770	Fabric	1894	1944	1993	2067	2142	2216	2290	2364	2.25 Yds.
		COL	1947	Leather	2598	2865	3171						38.25 Sq. Ft.
High back chair with adjustable arms, urethane arm caps													
	in.	W 27 D 23.75 H 47.75 - 53.75 SH 17.25 - 21.75 AH 25.25 - 32.25											
		COM	1850	Fabric	1988	2043	2098	2180	2263	2345	2428	2510	2.5 Yds.
		COL	2035	Leather	2758	3055	3395						42.5 Sq. Ft.
High back chair with adjustable arms, upholstered arm caps													

To Order Specify

Product Name
Product Number
Base Finish
Arm Width
Fabric
Quantity
End User

69
Unity

Back Height

Arm Variation

Base Finish

6
Mid back

1
Fixed arm with urethane cap

3
Adjustable arm with urethane cap

B
Black

7
High back

2
Fixed arm with upholstered cap

4
Adjustable arm with upholstered cap

PA
Polished Aluminum Add \$45

DESK, CONFERENCE AND TASK CHAIRS





EFFECTIVE SEPTEMBER 1, 2016

Gr A Gr B Gr C Gr D Gr E Gr F Gr G Gr H

VANILLA

Series Mid-Back, Slim Line

Shipped standard with carpet casters and Regular seat depth (20.25") unless specified otherwise. For softwheel casters, specify SOF add \$58. For Shallow seat depth, specify S - 18.5" (no upcharge). For knee tilt, specify KT (no upcharge); for syncro tilt, specify ST add \$45; for black base, specify B (no upcharge); for polished aluminum base, specify PA00 add \$45. For all other construction details, colour, finish and stain choices see page 6 or www.keilhauerpricelist.com.

	in.	W 24.5	D 24.75	H 38.25-42.25	SH 16.5 - 20.5	AH 26.5 - 30.5							
		COM	960	Fabric	1057	1095	1134	1191	1249	1307	1365	1422	1.75 Yds.
		COL	1056	Leather	1566	1776	2016						30 Sq. Ft.
	5461	Mid back, slim line, urethane arm											
		COM	960	Fabric	1057	1095	1134	1191	1249	1307	1365	1422	1.75 Yds.
		COL	1056	Leather	1566	1776	2016						30 Sq. Ft.
	5462	Mid back, slim line, polished aluminum arm											
		COM	1120	Fabric	1217	1255	1294	1351	1409	1467	1525	1582	1.75 Yds.
		COL	1232	Leather	1742	1952	2192						30 Sq. Ft.
	5463	Mid back, slim line, polished aluminum arm with upholstered sleeve											
		COM	1060	Fabric	1184	1234	1283	1357	1432	1506	1580	1654	2.25 Yds.
		COL	1166	Leather	1812	2078	2382						38 Sq. Ft.
	5464	Mid back, slim line, fully-upholstered arm											

To Order Specify

5
Vanilla

4
Slim Line

6
Mid Back

Arm Variation

Product Name
Product Number
Base Option
Tilt Option
Seat Depth
Fabric
Quantity
End User

1 
Urethane

2 
Polished aluminum

3 
Polished aluminum with upholstered sleeve

4 
Fully-upholstered arm

DESK, CONFERENCE AND TASK CHAIRS




EFFECTIVE SEPTEMBER 1, 2016
UPDATED OCTOBER 6, 2016

Gr A Gr B Gr C Gr D Gr E Gr F Gr G Gr H

VANILLA

Series Low-Back, Border with Piping

Shipped standard with carpet casters and Regular seat depth (20.25") unless specified otherwise. For softwheel casters, specify SOF add \$58. For Shallow seat depth, specify S - 18.5" (no upcharge). For knee tilt, specify KT (no upcharge); for syncro tilt, specify ST add \$45; for black base, specify B (no upcharge); for polished aluminum base, specify PA00 add \$45. For all other construction details, colour, finish and stain choices see page 6 or www.keilhauerpricelist.com.

	in.	W 24.5	D 24.75	H 34.75 - 38.75	SH 16.75 - 20.75	AH 26.5 - 30.5							
	5531	COM	1050	Fabric	1160	1204	1248	1314	1380	1446	1512	1578	2 Yds.
		COL	1155	Leather	1733	1971	2243						34 Sq. Ft.
		Low back, border with piping, urethane arm											
	5532	COM	1050	Fabric	1160	1204	1248	1314	1380	1446	1512	1578	2 Yds.
		COL	1155	Leather	1733	1971	2243						34 Sq. Ft.
		Low back, border with piping, polished aluminum arm											
	5533	COM	1210	Fabric	1320	1364	1408	1474	1540	1606	1672	1738	2 Yds.
		COL	1331	Leather	1909	2147	2419						34 Sq. Ft.
		Low back, border with piping, polished aluminum arm with upholstered sleeve											
	5534	COM	1150	Fabric	1274	1324	1373	1447	1522	1596	1670	1744	2.25 Yds.
		COL	1265	Leather	1916	2183	2489						38.25 Sq. Ft.
		Low back, border with piping, fully-upholstered arm											

To Order Specify

Product Name
Product Number
Base Option
Tilt Option
Seat Depth
Fabric
Quantity
End User

5
Vanilla

5
Border with Piping

3
Low Back

Arm Variation

1 
Urethane

2 
Polished aluminum

3 
Polished aluminum with upholstered sleeve

4 
Fully-upholstered arm

DESK, CONFERENCE AND TASK CHAIRS





EFFECTIVE SEPTEMBER 1, 2016

Gr A Gr B Gr C Gr D Gr E Gr F Gr G Gr H

VANILLA

Series Mid-Back, Border with Piping

Shipped standard with carpet casters and Regular seat depth (20.25") unless specified otherwise. For softwheel casters, specify SOF add \$58. For Shallow seat depth, specify S - 18.5" (no upcharge). For knee tilt, specify KT (no upcharge); for syncro tilt, specify ST add \$45; for black base, specify B (no upcharge); for polished aluminum base, specify PA00 add \$45. For all other construction details, colour, finish and stain choices see page 6 or www.keilhauerpricelist.com.

	in.	W 24.5	D 24.75	H 38.25 - 42.25	SH 16.5 - 20.5	AH 26.5 - 30.5							
		COM	1070	Fabric	1194	1244	1293	1367	1442	1516	1590	1664	2.25 Yds.
		COL	1177	Leather	1823	2089	2393						38 Sq. Ft.
	5561	Mid back, border with piping, urethane arm											
		COM	1070	Fabric	1194	1244	1293	1367	1442	1516	1590	1664	2.25 Yds.
		COL	1177	Leather	1823	2089	2393						38 Sq. Ft.
	5562	Mid back, border with piping, polished aluminum arm											
		COM	1230	Fabric	1354	1404	1453	1527	1602	1676	1750	1824	2.25 Yds.
		COL	1353	Leather	1999	2265	2569						38 Sq. Ft.
	5563	Mid back, border with piping, polished aluminum arm with upholstered sleeve											
		COM	1170	Fabric	1322	1382	1443	1533	1624	1715	1806	1896	2.75 Yds.
		COL	1287	Leather	2086	2415	2791						47 Sq. Ft.
	5564	Mid back, border with piping, fully-upholstered arm											

To Order Specify

5

Vanilla

5

Border with Piping

6

Mid Back

Arm Variation

1



Urethane

2



Polished aluminum

3



Polished aluminum with upholstered sleeve

4



Fully-upholstered arm

Product Name
Product Number
Base Option
Tilt Option
Seat Depth
Fabric
Quantity
End User

DESK, CONFERENCE AND TASK CHAIRS





EFFECTIVE SEPTEMBER 1, 2016

Gr A Gr B Gr C Gr D Gr E Gr F Gr G Gr H

VANILLA

Series High-Back, Border with Piping

Shipped standard with carpet casters and Regular seat depth (20.25") unless specified otherwise. For softwheel casters, specify SOF add \$58. For Shallow seat depth, specify S - 18.5" (no upcharge). For knee tilt, specify KT (no upcharge); for syncro tilt, specify ST add \$45; for black base, specify B (no upcharge); for polished aluminum base, specify PA00 add \$45. For all other construction details, colour, finish and stain choices see page 6 or www.keilhauerpricelist.com.

	in.	W 24.5 D 24.75 H 45 - 49 SH 16.5 - 20.5 AH 26.5 - 30.5											
	5571	COM	1140	Fabric	1278	1333	1388	1470	1553	1635	1718	1800	2.5 Yds.
		COL	1254	Leather	1985	2286	2630						
		High back, border with piping, urethane arm											
	5572	COM	1140	Fabric	1278	1333	1388	1470	1553	1635	1718	1800	2.5 Yds.
		COL	1254	Leather	1985	2286	2630						
		High back, border with piping, polished aluminum arm											
	5573	COM	1300	Fabric	1438	1493	1548	1630	1713	1795	1878	1960	2.5 Yds.
		COL	1430	Leather	2161	2462	2806						
		High back, border with piping, polished aluminum arm with upholstered sleeve											
	5574	COM	1240	Fabric	1405	1471	1537	1636	1735	1834	1933	2032	3 Yds.
		COL	1364	Leather	2214	2564	2964						
		High back, border with piping, fully-upholstered arm											

To Order Specify

5
Vanilla

5
Border with Piping

7
High Back

Arm Variation

Product Name
Product Number
Base Option
Tilt Option
Seat Depth
Fabric
Quantity
End User

1 
Urethane

2 
Polished aluminum

3 
Polished aluminum with upholstered sleeve

4 
Fully-upholstered arm

STOOLS

EFFECTIVE SEPTEMBER 1, 2016

UPDATED SEPTEMBER 23, 2016

Gr A Gr B Gr C Gr D Gr E Gr F Gr G Gr H

6C

Series 63000 Stool

Design Aaron Duke

Shipped standard with polished aluminum base and carpet casters , for softwheel casters, specify SOF and add \$58.

Seat available in 6C Knit, Keilhauer textiles and leathers, or COM, COL, COV.

For seats upholstered in 6C knit, the COM price applies.

For all other construction details, colour, finish and stain choices see page 6 or www.keilhauerpricelist.com.



in.	W 26.5 D 25 H 39 - 46.25 SH 21.25 - 28.5 AH 29.25 - 36.5											
	COM/Knit	815	Fabric	857	873	890	914	939	964	989	1013	0.75 Yds.
	COL	897	Leather	1114	1203	1305						12.75 Sq. Ft.
63325	Low mesh back stool with loop arms and rocking tilt, polished aluminum base											



in.	W 26.5 D 25 H 42 - 49.25 SH 21.25 - 28.5 AH 29.25 - 36.5											
	COM/Knit	835	Fabric	877	893	910	934	959	984	1009	1033	0.75 Yds.
	COL	919	Leather	1136	1225	1327						12.75 Sq. Ft.
63625	Mid mesh back stool with loop arms and rocking tilt, polished aluminum base											

To Order Specify

63 6C	<input type="checkbox"/> Mesh Back Conference Stool	2 Loop Arms	5 Polished Aluminum Base	<input type="checkbox"/> Nylon Carrier/Arm Finishes	<input type="checkbox"/> Seat Depth	<input type="checkbox"/> 6C - Knit/Mesh Colour
Product Name						
Product Number						
Fabric						
Mesh				14 - Warm Grey 15 - Black	R Regular	6M001 - Twilight 6M002 - Blueberry 6M003 - Teal 6M004 - Fiddlehead 6M005 - Tangerine 6M006 - Poppy 6M007 - Cashew 6M008 - Warm grey 6M009 - Black
Quantity						
End User					S Shallow	

6C

Series 64000 Stool

Design Aaron Duke

Shipped standard with polished aluminum base and carpet casters , for softwheel casters, specify SOF and add \$58.

Seat available in 6C Knit, Keilhauer textiles and leathers, or COM, COL, COV.

For seats upholstered in 6C knit, the COM price applies.

For all other construction details, colour, finish and stain choices see page 6 or www.keilhauerpricelist.com.



in.	W 26.5 D 25 H 42 - 49.25 SH 21.25 - 28.5											
	COM/Knit	775	Fabric	817	833	850	874	899	924	949	973	0.75 Yds.
	COL	853	Leather	1070	1159	1261						12.75 Sq. Ft.
64205	Mid mesh back armless stool with adjustable-lumbar and rocking tilt, polished aluminum base											



in.	W 26.5 D 25 H 42 - 49.25 SH 21.25 - 28.5 AH 28.75 - 38.5											
	COM/Knit	835	Fabric	877	893	910	934	959	984	1009	1033	0.75 Yds.
	COL	919	Leather	1136	1225	1327						12.75 Sq. Ft.
64215	Mid mesh back stool with adjustable-lumbar, adjustable arms and rocking tilt, polished aluminum base											

To Order Specify









64 6C	2 Mesh Back Task Stool	<input type="checkbox"/> Arms	5 Polished Aluminum Base	<input type="checkbox"/> Nylon Carrier/Arm Finishes	<input type="checkbox"/> Seat Depth	<input type="checkbox"/> 6C - Knit/Mesh Colour
Product Name						
Product Number						
Fabric						
Mesh				14 - Warm Grey 15 - Black	R Regular	6M001 - Twilight 6M002 - Blueberry 6M003 - Teal 6M004 - Fiddlehead 6M005 - Tangerine 6M006 - Poppy 6M007 - Cashew 6M008 - Warm Grey 6M009 - Black
Quantity						
End User		0 Armless			S Shallow	
		1 Adjustable Arms				

STOOLS

EFFECTIVE SEPTEMBER 1, 2016
UPDATED OCTOBER 26, 2016

AESYNC Design E00S

For soft-wheel casters specify SOF add \$58.
Powder coats available. For White Frame/Arm add \$50. For White Base add \$50. For both Base and Frame in White, add \$100.
For all other construction details, colour, finish and stain choices see page 6 or www.keilhauerpricelist.com.

				Gr A	Gr B	Gr C	Gr D	Gr E	Gr F	Gr G	Gr H	
	in.	W 25 D 25 H 45 - 52.25 SH 22.5 - 29.75										
	COM	1210	Fabric	1252	1268	1285	1309	1334	1359	1384	1408	0.75 Yd.
	COL	1331	Leather	1548	1637	1739						12.75 Sq. Ft.
12205		Mesh back stool, armless, aluminum base										
	in.	W 25 D 25 H 45 - 52.25 SH 22.5 - 29.75 AH 31.5 - 38.25										
	COM	1280	Fabric	1322	1338	1355	1379	1404	1429	1454	1478	0.75 Yd.
	COL	1408	Leather	1625	1714	1816						12.75 Sq. Ft.
12225		Mesh back stool with arms, aluminum base										
	in.	W 25 D 25 H 45 - 52.25 SH 22.5 - 29.75 AH 31.5 - 38.25										
	COM	1300	Fabric	1342	1358	1375	1399	1424	1449	1474	1498	0.75 Yd.
	COL	1430	Leather	1647	1736	1838						12.75 Sq. Ft.
12235		Mesh back stool with arms with Soft Touch caps, aluminum base										
	in.	W 25 D 25 H 45 - 52.25 SH 22.5 - 29.75 AH 31.5 - 38.25										
	COM	1400	Fabric	1442	1458	1475	1499	1524	1549	1574	1598	0.75 Yd.
	COL	1540	Leather	1757	1846	1948						12.75 Sq. Ft.
12245		Mesh back stool with arms with upholstered cap, aluminum base										
	in.	W 25 D 25 H 45 - 52.25 SH 22.5 - 29.75										
	COM	1310	Fabric	1393	1426	1459	1508	1558	1607	1657	1706	1.5 Yds.
	COL	1441	Leather	1875	2053	2257						25.5 Sq. Ft.
12305		Upholstered back stool, armless, aluminum base										
	in.	W 25 D 25 H 45 - 52.25 SH 22.5 - 29.75 AH 31.5 - 38.25										
	COM	1380	Fabric	1463	1496	1529	1578	1628	1677	1727	1776	1.5 Yds.
	COL	1518	Leather	1952	2130	2334						25.5 Sq. Ft.
12325		Upholstered back stool with arms, aluminum base										
	in.	W 25 D 25 H 45 - 52.25 SH 22.5 - 29.75 AH 31.5 - 38.25										
	COM	1400	Fabric	1483	1516	1549	1598	1648	1697	1747	1796	1.5 Yds.
	COL	1540	Leather	1974	2152	2356						25.5 Sq. Ft.
12335		Upholstered back stool with arms with Soft Touch caps, aluminum base										
	in.	W 25 D 25 H 45 - 52.25 SH 22.5 - 29.75 AH 31.5 - 38.25										
	COM	1500	Fabric	1583	1616	1649	1698	1748	1797	1847	1896	1.5 Yds.
	COL	1650	Leather	2084	2262	2466						25.5 Sq. Ft.
12345		Upholstered back stool with arms with upholstered cap, aluminum base										

To Order Specify

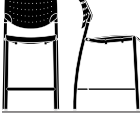



Product Name
Product Number
Fabric
Mesh
Quantity
End User

<input checked="" type="checkbox"/> 12	<input type="checkbox"/>	<input type="checkbox"/>	<input checked="" type="checkbox"/> 5	<input type="checkbox"/>	<input type="checkbox"/>	<input type="checkbox"/>	<input type="checkbox"/>	<input type="checkbox"/>	<input type="checkbox"/>
Aesync	Backrest	Arms	Aluminum Base	Carrier	Upholstered Arm cap options	Frame/Arm finishes	Base finishes	Mesh Colour	
	<input checked="" type="checkbox"/> 2	<input checked="" type="checkbox"/> 0	<input checked="" type="checkbox"/> 3	14 - Warm Grey 15 - Black 23 - Dark Grey	RubberStretch (black only) Selva Leather Keilhauer Faux Leather (Sustain or California Collection only)	PA00 - Polished Aluminum PC23 - Dark Grey PC24 - Warm Grey PC25 - White (+\$50) PC26 - Black Satin	PA00 - Polished Aluminum PC23 - Dark Grey PC24 - Warm Grey PC25 - White (+\$50) PC26 - Black Satin	AM140 - Barley AM141 - Khaki AM142 - More AM143 - Sprout AM144 - Asparagus AM145 - Sage AM146 - Sea AM147 - Platinum AM148 - Pacific AM149 - Silver	AM150 - Storm AM151 - Shield AM152 - Pepper AM153 - Squash AM154 - Tulip AM155 - Grape AM156 - Dark Chocolate AM157 - Bark AM158 - Black AM159 - Salt
	<input checked="" type="checkbox"/> 3	<input checked="" type="checkbox"/> 2	<input checked="" type="checkbox"/> 4						
	Upholstered	Arms	Arms with upholstered cap						

ALSO

For all other construction details, colour, finish and stain choices see page 6 or www.keilhauerpricelist.com.

Design Tom Deacon

	in.	W 19.5 D 24 H 38.5 SH 25.5
		650
3511		4 Leg armless counter stool, perforated contour seat & back
	in.	W 18.5 D 24.5 H 43 SH 30
		650
3512		4 Leg armless bar stool, perforated contour seat & back
	in.	W 22.5 D 24 H 38.5 SH 25.5 AH 34.75
		700
3514		4 Leg counter stool with arms, perforated contour seat & back
	in.	W 22.5 D 24.5 H 43 SH 30 AH 38.75
		700
3515		4 Leg bar stool with arms, perforated contour seat & back

To Order Specify

Product Name
 Product Number
 Frame Finish
 Shell Colour
 Quantity
 End User



Also



Perforated Contour Back



Perforated Contour Seat



Arm Variation



Frame Finishes



Standard Shell Colours



Additional Colours Available with 125 Minimum Quantity



1
 Armless counter height stool



4
 Counter height stool with arms



2
 Armless bar stool



5
 Bar stool with arms

PC00 Nickel
 PC01 Onyx
 PC05 Shale
 PC06 Mica

Solid Shells
 02 Spring
 09 Silver
 11 Teal
 12 Steel Blue
 13 Titanium
 14 Warm Grey
 15 Black
 17 Wet Sand

Translucent Shells
 30 Frost
 32 Soft Black
 33 Navy
 37 Ocean
 39 Soft Yellow
 41 Earth
 50 Lime
 52 Tomato

Solid Shells
 01 Sun
 03 Grass
 04 Sky
 05 Crocus
 06 Dusk
 08 Pearl
 10 Pale Green
 16 White
 18 Yellow
 19 Orange
 20 Espresso
 21 Turquoise
 22 Magenta
 24 Moss
 25 Red

Translucent Shells
 34 Lilac
 35 Lavender
 36 Soft Plum
 38 Celery
 40 Cantaloupe
 42 Raspberry
 44 Grape
 46 Blueberry
 48 Turquoise
 54 Orange
 56 Soft Spring

STOOLS

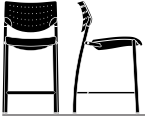



EFFECTIVE SEPTEMBER 1, 2016
UPDATED OCTOBER 6, 2016

Gr A Gr B Gr C Gr D Gr E Gr F Gr G Gr H

ALSO

Design Tom Deacon

For all other construction details, colour, finish and stain choices see page 6 or www.keilhauerpricelist.com.

	in.	W 19.5 D 24.5 H 38.5 SH 26.25										
	COM	700	Fabric	742	758	775	799	824	849	874	898	0.75 Yd.
	COL	770	Leather	906	962	1026						8 Sq. Ft.
3521		4 Leg armless counter stool, upholstered seat, perforated contour back										
	in.	W 18.5 D 25 H 43 SH 30.75										
	COM	700	Fabric	742	758	775	799	824	849	874	898	0.75 Yd.
	COL	770	Leather	906	962	1026						8 Sq. Ft.
3522		4 Leg armless bar stool, upholstered seat, perforated contour back										
	in.	W 22.5 D 24.5 H 38.5 SH 26.25 AH 34.75										
	COM	750	Fabric	792	808	825	849	874	899	924	948	0.75 Yd.
	COL	825	Leather	961	1017	1081						8 Sq. Ft.
3524		4 Leg counter stool with arms, upholstered seat, perforated contour back										
	in.	W 22.5 D 25 H 43 SH 30.75 AH 38.75										
	COM	750	Fabric	792	808	825	849	874	899	924	948	0.75 Yd.
	COL	825	Leather	961	1017	1081						8 Sq. Ft.
3525		4 Leg bar stool with arms, upholstered seat, perforated contour back										

To Order Specify

Product Name
Product Number
Frame Finish
Shell Colour
Quantity
End User

3
Also

5
Perforated
Contour Back

2
Upholstered Seat

□
Arm Variation

□
Frame Finishes

□
Standard Shell
Colours

□
Additional Colours Available with 125
Minimum Quantity

1 
Armless counter
height stool

4 
Counter height
stool with arms

2 
Armless bar stool

5 
Bar stool with arms

PC00 Nickel
PC01 Onyx
PC05 Shale
PC06 Mica

Solid Shells
02 Spring
09 Silver
11 Teal
12 Steel Blue
13 Titanium
14 Warm Grey
15 Black
17 Wet Sand

Translucent Shells
30 Frost
32 Soft Black
33 Navy
37 Ocean
39 Soft Yellow
41 Earth
50 Lime
52 Tomato

Solid Shells
01 Sun
03 Grass
04 Sky
05 Crocus
06 Dusk
08 Pearl
10 Pale Green
16 White
18 Yellow
19 Orange
20 Espresso
21 Turquoise
22 Magenta
24 Moss
25 Red

Translucent Shells
34 Lilac
35 Lavender
36 Soft Plum
38 Celery
40 Cantaloupe
42 Raspberr
44 Grape
46 Blueberry
48 Turquoise
54 Orange
56 Soft Spring

STOOLS





EFFECTIVE SEPTEMBER 1, 2016
UPDATED OCTOBER 6, 2016

Gr A Gr B Gr C Gr D Gr E Gr F Gr G Gr H

ALSO

Design Tom Deacon

For all other construction details, colour, finish and stain choices see page 6 or www.keilhauerpricelist.com.

	in.	W 19.5 D 24.5 H 39.25 SH 26.25										
	COM	750	Fabric	805	827	849	882	915	948	981	1014	1 Yd.
	COL	825	Leather	1046	1137	1241						13 Sq. Ft.
	3621	4 Leg armless counter stool, upholstered seat & back										
	in.	W 18.5 D 25 H 43.5 SH 30.75										
	COM	750	Fabric	805	827	849	882	915	948	981	1014	1 Yd.
	COL	825	Leather	1046	1137	1241						13 Sq. Ft.
	3622	4 Leg armless bar stool, upholstered seat & back										
	in.	W 22.5 D 24.5 H 38.5 SH 26.25 AH 34.75										
	COM	800	Fabric	855	877	899	932	965	998	1031	1064	1 Yd.
	COL	880	Leather	1101	1192	1296						13 Sq. Ft.
	3624	4 Leg counter stool with arms, upholstered seat & back										
	in.	W 22.5 D 25 H 43.5 SH 30.75 AH 38.75										
	COM	800	Fabric	855	877	899	932	965	998	1031	1064	1 Yd.
	COL	880	Leather	1101	1192	1296						13 Sq. Ft.
	3625	4 Leg bar stool with arms, upholstered seat & back										

To Order Specify

Product Name
Product Number
Frame Finish
Shell Colour
Quantity
End User

3
Also

6
Perforated
Contour Back

2
Upholstered Seat

□
Arm Variation

□
Frame Finishes

□
Standard Shell
Colours

□
Additional Colours Available with 125
Minimum Quantity

1 
Armless counter
height stool

4 
Counter height
stool with arms

2 
Armless bar stool

5 
Bar stool with
arms

PC00 Nickel
PC01 Onyx
PC05 Shale
PC06 Mica

Solid Shells
02 Spring
09 Silver
11 Teal
12 Steel Blue
13 Titanium
14 Warm Grey
15 Black
17 Wet Sand

Translucent Shells
30 Frost
32 Soft Black
33 Navy
37 Ocean
39 Soft Yellow
41 Earth
50 Lime
52 Tomato

Solid Shells
01 Sun
03 Grass
04 Sky
05 Crocus
06 Dusk
08 Pearl
10 Pale Green
16 White
18 Yellow
19 Orange
20 Espresso
21 Turquoise
22 Magenta
24 Moss
25 Red

Translucent Shells
34 Lilac
35 Lavender
36 Soft Plum
38 Celery
40 Cantaloupe
42 Raspberry
44 Grape
46 Blueberry
48 Turquoise
54 Orange
56 Soft Spring

STOOLS

EFFECTIVE SEPTEMBER 1, 2016
 UPDATED DECEMBER 15, 2016

Gr A Gr B Gr C Gr D Gr E Gr F Gr G Gr H

CAHOOTS Design E00S

Base finish is powder coat or chrome. Chrome upcharge - \$30. Ships standard with regular (carpet) glides unless specified otherwise.
 For all other construction details, colour, finish and stain choices see page 6 or www.keilhauerpricelist.com.



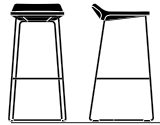
in.

W 16 D 18.25 H 28 SH 26.25

COM	870	Fabric	898	909	920	936	953	969	986	1002	0.5 Yd.
COL	957	Leather	1102	1161	1229						8.5 Sq. Ft.

9090

Counter stool



in.

W 16.25 D 18.5 H 33 SH 31.25

COM	885	Fabric	913	924	935	951	968	984	1001	1017	0.5 Yd.
COL	974	Leather	1119	1178	1246						8.5 Sq. Ft.

9091

Bar stool

To Order Specify

- Product Name
- Product Number
- Frame Finish
- Glide Option
- Upholstery
- Quantity
- End User

Frame Finishes

- PC00 Nickel
- PC01 Onyx
- Chrome - Upcharge: \$30

Sled Base Glide Options

- Regular Glides (for carpet)
- Felt Glides (for hard floors)

STOOLS





EFFECTIVE SEPTEMBER 1, 2016
 UPDATED OCTOBER 6, 2016

Gr A Gr B Gr C Gr D Gr E Gr F Gr G Gr H

FLIT

Design Derek McLeod

Shipped standard with black urethane arm caps, unless specified otherwise. For chrome, add \$110.
 For all other construction details, colour, finish and stain choices see page 6 or www.keilhauerpricelist.com.

	in.	W 19.75 D 22.5 H 39 SH 25											
		COM	700	Fabric	728	739	750	766	783	799	816	832	0.5 Yd.
		COL	770	Leather	923	986	1058						9 Sq. Ft.
3811		Mesh back counter stool, armless											
	in.	W 19.75 D 22.5 H 42.5 SH 28.5											
		COM	700	Fabric	728	739	750	766	783	799	816	832	0.5 Yd.
		COL	770	Leather	923	986	1058						9 Sq. Ft.
3812		Mesh back bar stool, armless											
	in.	W 22 D 22.5 H 39 SH 25 AH 32.25											
		COM	740	Fabric	768	779	790	806	823	839	856	872	0.5 Yd.
		COL	814	Leather	967	1030	1102						9 Sq. Ft.
3814		Mesh back counter stool with arms											
	in.	W 22 D 22.5 H 42.5 SH 28.5 AH 35.75											
		COM	740	Fabric	768	779	790	806	823	839	856	872	0.5 Yd.
		COL	814	Leather	967	1030	1102						9 Sq. Ft.
3815		Mesh back bar stool with arms											

To Order Specify

Product Name
 Product Number
 Frame Finish
 Mesh Colour
 Upholstery
 Quantity
 End User



Arm Option

WA Wood Arm caps- Upcharge \$85
 Standard wood stains:
 W20 Custom Colour W25 Walnut
 W21 Natural Maple W26 Mahogany
 W22 Natural Cherry W27 Solid Black
 W23 Medium Cherry W28 Black Stain
 W24 Dark Cherry



Frame Finishes

PC00 Nickel
 PC01 Onyx
 PC05 Shale
 PC06 Mica
 Chrome - Upcharge:
 Chair - \$60
 Stool \$110



Mesh Colours

FT01 Black FT07 Wasabi
 FT02 Espresso FT08 Cactus
 FT03 Atlantic FT09 Fog
 FT04 Mushroom FT10 Iron
 FT05 Scarlet FT11 Matterhorn
 FT06 Flamingo

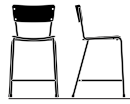
STOOLS

EFFECTIVE SEPTEMBER 1, 2016
 UPDATED OCTOBER 6, 2016

GYM

Design Andrew Jones

For all other construction details, colour, finish and stain choices see page 6 or www.keilhauerpricelist.com.



in.

W 21.5 D 21.25 H 38.5 SH 25.75

475

4502

Counter stool - armless



in.

W 21.5 D 22 H 42.5 SH 29.75

475

4503

Bar stool - armless

To Order Specify

Product Name
 Product Number
 Frame Finish
 Shell Colour
 Quantity
 End User



Frame Finishes

PC00 Nickel
 PC01 Onyx
 PC05 Shale
 PC06 Mica
 PN00 Nickel Plate or
 Chrome - Upcharge:
 Chair \$115
 Stool \$215



Standard Shell
 Colours

Translucent Shells
 30 Frost
 31 Silver
 32 Soft Black
 33 Navy
 37 Ocean
 39 Soft Yellow
 41 Earth
 46 Blueberry
 52 Tomato
 54 Orange
 56 Soft Spring



Additional Colours Available
 with 125 Minimum Quantity

Translucent Shells
 34 Lilac
 35 Lavender
 36 Soft Plum
 38 Celery
 40 Cantaloupe
 42 Raspberry
 44 Grape
 48 Turquoise
 50 Lime

Gr A Gr B Gr C Gr D Gr E Gr F Gr G Gr H

JUNIOR

Design Tom Deacon

Shipped standard "N" Normal Seat Depth (18"); for deep seat (19.5") specify D - no upcharge. Carpet casters are standard ; for soft-wheel casters specify SOF add \$58. For stool base add \$240. For all other construction details, colour, finish and stain choices see page 6 or www.keilhauerpricelist.com.



in.

W 26.5 D 26 H 46 - 53 SH 21 - 28 AH 29 - 38.75

COM	1075	Fabric	1130	1152	1174	1207	1240	1273	1306	1339	1 Yd.
COL	1183	Leather	1472	1591	1727						17 Sq. Ft.

8561S

Stool with contour back and an adjustable arm with urethane cap

To Order Specify

- Product Name
- Product Number
- Seat Depth
- Shell Colour
- Fabric
- Quantity
- End User

8
Junior

Back Option

6
Mid Back

Arm Variation

Seat Width

Seat Depth

Shell Colour

5
Contour Back

1 
Adjustable arm with urethane cap

R
Regular width

N
Normal - 18"

B
Black

D
Deep - 19.5"

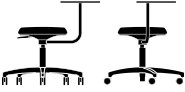







STOOLS

EFFECTIVE SEPTEMBER 1, 2016

Gr A Gr B Gr C Gr D Gr E Gr F Gr G Gr H

JUSKY

Base available in PA00 Polished Aluminum or Black Nylon. All models include tablet. Tablet arm matches base.
 Tablet surface is always black. Softwheel casters come standard unless otherwise specified.
 For all other construction details, colour, finish and stain choices see page 6 or www.keilhauerpricelist.com.

	in.	W 33.5 D 26 H 35 SW 16 SH 20 - 26.5										
		COM 990										
15301		Stool with aluminum base, Siliform seat										
	in.	W 33.5 D 26 H 35 SW 16 SH 20 - 26.5										
		COM 920										
15401		Stool with nylon base, Siliform seat										
	in.	W 33.5 D 26 H 35 SW 16 SH 20 - 26.5	COM 790	Fabric 818	829	840	856	873	889	906	922	0.5 Yd.
		COL 869	Leather 1022	1085	1157							9 Sq. Ft.
15302		Stool with aluminum base, upholstered seat										
	in.	W 33.5 D 26 H 35 SW 16 SH 20 - 26.5	COM 720	Fabric 748	759	770	786	803	819	836	852	0.5 Yd.
		COL 792	Leather 945	1008	1080							9 Sq. Ft.
15402		Stool with nylon base, upholstered seat										
	in.	W 33.5 D 26 H 41 SW 16 SH 20 - 26.5	COM 1290	Fabric 11323	1337	1350	1370	1389	1409	1429	1449	0.6 Yd.
		COL 1419	Leather 1589	1659	1739							10 Sq. Ft.
15311		Stool with back, aluminum base, Siliform seat										
	in.	W 33.5 D 26 H 41 SW 16 SH 20 - 26.5	COM 1220	Fabric 1253	1267	1280	1300	1319	1339	1359	1379	0.6 Yd.
		COL 1342	Leather 1512	1582	1662							10 Sq. Ft.
15411		Stool with back, nylon base, Siliform seat										
	in.	W 33.5 D 26 H 41 SW 16 SH 20 - 26.5	COM 1090	Fabric 1156	1183	1209	1249	1288	1328	1368	1407	1.2 Yds.
		COL 1199	Leather 1556	1703	1871							21 Sq. Ft.
15312		Stool with back, aluminum base, upholstered seat										
	in.	W 33.5 D 26 H 41 SW 16 SH 20 - 26.5	COM 1020	Fabric 1086	1113	1139	1179	1218	1258	1298	1337	1.2 Yds.
		COL 1122	Leather 1479	1626	1794							21 Sq. Ft.
15412		Stool with back, nylon base, upholstered seat										

To Order Specify

Product Name
 Product Number
 Upholstery
 Base Finish
 Quantity
 End User

15

Jusky

Base

Aluminum

3

Nylon

4

Nylon

Back

No Back

0

Back

1

Back

Seat

Siliform

1

Siliform

2

Upholstered

Siliform Colour

Azure

A

Azure

B

Black

E

Espresso

Grass

G

Grass

O

Ochre

P

Grape

Aquamarine

Q

Aquamarine

V

Vanilla


STOOLS


EFFECTIVE SEPTEMBER 1, 2016


Gr A Gr B Gr C Gr D Gr E Gr F Gr G Gr H


JUXTA Design E00S

Available with PA00 Polished Aluminum or PC23 Dark Grey base. For tablet models, tablet arm matches base. Tablet surface is black urethane at no upcharge, Standard Laminate (\$300 upcharge) or Matte Laminate (\$345 upcharge). For softwheel casters, specify SOF add \$58.

	in.	W 20.5 D 20.5 H 16.5 SH 16.5										
	COM	890	Fabric	945	967	989	1022	1055	1088	1121	1154	1 Yd.
	COL	979	Leather	1268	1387	1523						17 Sq. Ft.
	44140	Stool with 4-star base, glides										

	in.	W 21.5 D 21.5 H 17.25 SH 17.25										
	COM	910	Fabric	965	987	1009	1042	1075	1108	1141	1174	1 Yd.
	COL	1001	Leather	1290	1409	1545						17 Sq. Ft.
	44150	Stool with 5-star base, casters										

	in.	W 35 D 20.5 H 25 SH 16.5										
	COM	1200	Fabric	1255	1277	1299	1332	1365	1398	1431	1464	1 Yd.
	COL	1320	Leather	1609	1728	1864						17 Sq. Ft.
	44141	Stool with 4-star base with tablet, glides										

	in.	W 36 D 21.5 H 25.75 SH 17.25										
	COM	1220	Fabric	1275	1297	1319	1352	1385	1418	1451	1484	1 Yd.
	COL	1342	Leather	1631	1750	1886						17 Sq. Ft.
	44151	Stool with 5-star base with tablet, casters										

To Order Specify

Product Name
Product Number
Upholstery
Base Finish
Quantity
End User

44

Juxta

1

Stool



40

4-star Base, Glides

50

5-star Base, Casters

41

4-star Base, with Tablet, Glides

51

5-star Base with Tablet, Casters



Base Finishes

PA00 Polished Aluminum
PC23 Dark Grey



Laminate Tablet

Standard Laminates
Lam11 - Manitoba Maple
Lam12 - Monticello Maple
Lam13 - Fonthill Pear
Lam14 - Blitmore Cherry
Lam15 - Hampton Walnut
Lam16 - Montana Walnut
Lam17 - Xanadu
Lam18 - Studio Teak
Lam19 - Cafelle
Lam20 - Honduran Mahogany
Lam21 - Empire Mahogany
Lam22 - Walnut Heights
Lam31 - Designer White
Lam32 - Antique White
Lam33 - Alabaster
Lam34 - Haze
Lam35 - Slate Grey
Lam36 - Dove Grey
Lam37 - North Sea
Lam39 - Crisp Linen
Lam40 - Venetian Ale
Lam41 - Cosmic Strandz
Lam42 - Vapor Strandz
909 - Black










Matte Laminates
Lam60 - Bianco Alaska
Lam61 - Bianco Kos
Lam62 - Bianco Malé
Lam63 - Grigio Efeso
Lam64 - Beige Luxor
Lam65 - Rosa Colorado
Lam66 - Castoro Ottawa
Lam67 - Grigio Londra
Lam68 - Grigio Bromo
Lam69 - Blu Delft
Lam70 - Nero Ingo
Lam71 - Titanio Doha
Lam72 - Zinco Doha
Lam73 - Bronzo Doha
Lam74 - Piombo Doha

STOOLS

EFFECTIVE SEPTEMBER 1, 2016

JUXTA Design E00S

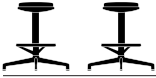
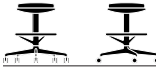
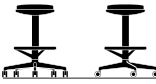
4-star and 5-star stools available in PA00 Polished Aluminum or PC23 Dark Grey. 4-leg stools available in PC00 Nickel, PC01 Onyx, PC05 Shale, PC06 Mica, PC23 Dark Grey or chrome (for chrome add \$30). For softwheel casters, specify SOF add \$58. For all other construction details, colour, finish and stain choices see page 6 or www.keilhauerpricelist.com.

			Gr A	Gr B	Gr C	Gr D	Gr E	Gr F	Gr G	Gr H		
	in.	W 18 D 19 H 35.75 SH 25										
	COM	1270	Fabric	1339	1367	1394	1435	1477	1518	1559	1600	1.25 Yds.
	COL	1397	Leather	1759	1907	2077						21.25 Sq. Ft.
46612	Low back armless, 4-leg counter stool											
	in.	W 18 D 19 H 40.75 SH 30										
	COM	1300	Fabric	1369	1397	1424	1465	1507	1548	1589	1630	1.25 Yds.
	COL	1430	Leather	1792	1940	2110						21.25 Sq. Ft.
46613	Low back armless, 4-leg bar stool											
	in.	W 29 D 29 H 35.75 SH 25										
	COM	1590	Fabric	1659	1687	1714	1755	1797	1838	1879	1920	1.25 Yds.
	COL	1749	Leather	2111	2259	2429						21.25 Sq. Ft.
46642	Low back armless, 4-star counter stool with ring, glides											
	in.	W 29 D 29 H 40.75 SH 30										
	COM	1620	Fabric	1689	1717	1744	1785	1827	1868	1909	1950	1.25 Yds.
	COL	1782	Leather	2144	2292	2462						21.25 Sq. Ft.
46643	Low back armless, 4-star bar stool with ring, glides											
	in.	W 29 D 29 H 35.75 SH 25										
	COM	1610	Fabric	1679	1707	1734	1775	1817	1858	1899	1940	1.25 Yds.
	COL	1771	Leather	2133	2281	2451						21.25 Sq. Ft.
46652	Low back armless, 5-star counter stool with ring, casters											
	in.	W 29 D 29 H 40.75 SH 30										
	COM	1640	Fabric	1709	1737	1764	1805	1847	1888	1929	1970	1.25 Yds.
	COL	1804	Leather	2166	2314	2484						21.25 Sq. Ft.
46653	Low back armless, 5-star bar stool with ring, casters											
	in.	W 19.25 D 19.25 H 25 SH 25										
	COM	850	Fabric	892	908	925	949	974	999	1024	1048	0.75 Yd.
	COL	935	Leather	1152	1241	1343						12.75 Sq. Ft.
46712	4-leg counter stool											
	in.	W 20.25 D 20.25 H 30 SH 30										
	COM	880	Fabric	922	938	955	979	1004	1029	1054	1078	0.75 Yd.
	COL	968	Leather	1185	1274	1376						12.75 Sq. Ft.
46713	4-leg bar stool											
	in.	W 29 D 29 H 25 SH 25										
	COM	1200	Fabric	1242	1258	1275	1299	1324	1349	1374	1398	0.75 Yd.
	COL	1320	Leather	1537	1626	1728						12.75 Sq. Ft.
46742	4-star counter stool with ring, glides											

STOOLS

EFFECTIVE SEPTEMBER 1, 2016

JUXTA Design EOOS

				Gr A	Gr B	Gr C	Gr D	Gr E	Gr F	Gr G	Gr H	
 46743	in.	W 29 D 29 H 30 SH 30										
	COM	1230	Fabric	1272	1288	1305	1329	1354	1379	1404	1428	0.75 Yd.
	COL	1353	Leather	1570	1659	1761						12.75 Sq. Ft.
 46752	in.	W 29 D 29 H 25 SH 25										
	COM	1220	Fabric	1262	1278	1295	1319	1344	1369	1394	1418	0.75 Yd.
	COL	1342	Leather	1559	1648	1750						12.75 Sq. Ft.
 46753	in.	W 29 D 29 H 30 SH 30										
	COM	1250	Fabric	1292	1308	1325	1349	1374	1399	1424	1448	0.75 Yd.
	COL	1375	Leather	1592	1681	1783						12.75 Sq. Ft.











To Order Specify

Product Name
Product Number
Upholstery
Base Finish
Quantity
End User

<input checked="" type="checkbox"/> 46	<input type="checkbox"/>	<input type="checkbox"/>	<input type="checkbox"/>	<input type="checkbox"/>	<input type="checkbox"/>
Juxta	Chair Style	Base	Base Finishes	Base Finishes (4-leg)	
	<input type="checkbox"/> 6	<input type="checkbox"/> 12	<input type="checkbox"/> 43	PA00 Polished Aluminum PC23 Dark Grey	PC00 Nickel PC01 Onyx PC05 Shale PC06 Mica PC23 Dark Grey Chrome (add\$30)
	Low Back Armless Stool	4-leg Counter Stool	4-star Bar Stool with Ring, Glides		
	<input type="checkbox"/> 7	<input type="checkbox"/> 13	<input type="checkbox"/> 52		
	Stool	4-leg Bar Stool	5-star Counter Stool with Ring, Casters		
		<input type="checkbox"/> 42	<input type="checkbox"/> 53		
		4-star Counter Stool with Ring, Glides	5-star Bar Stool with Ring, Casters		

STOOLS

EFFECTIVE SEPTEMBER 1, 2016



				Gr A	Gr B	Gr C	Gr D	Gr E	Gr F	Gr G	Gr H		
LOON		For chrome add \$100.											
Design Tom Deacon		For all other construction details, colour, finish and stain choices see page 6 or www.keilhauerpricelist.com .											
	in.	W 20 D 22.75 H 40 SH 25											
		650											
	1711	Armless counter stool, molded nylon seat and back											
	in.	W 20.5 D 22.75 H 45 SH 30											
		650											
	1712	Armless bar stool, molded nylon seat and back											
	in.	W 24.75 D 22.75 H 40 SH 25 AH 34											
		700											
	1714	Counter stool with arms, molded nylon seat and back											
	in.	W 24.75 D 22.75 H 45 SH 30 AH 40											
		700											
	1715	Bar stool with arms, molded nylon seat and back											
	in.	W 20 D 22.75 H 40 SH 25											
		COM	700	Fabric	742	758	775	799	824	849	874	898	0.75 Yd.
		COL	770	Leather	991	1082	1186						12.75 Sq. Ft.
	1721	Armless counterstool, upholstered seat, molded nylon back											
	in.	W 20 D 22.75 H 45 SH 30											
		COM	700	Fabric	742	758	775	799	824	849	874	898	0.75 Yd.
		COL	770	Leather	991	1082	1186						12.75 Sq. Ft.
	1722	Armless barstool, upholstered seat, molded nylon back											
	in.	W 24.75 D 22.75 H 40 SH 25 AH 34											
		COM	750	Fabric	792	808	825	849	874	899	924	948	0.75 Yd.
		COL	825	Leather	1046	1137	1241						12.75 Sq. Ft.
	1724	Counter stool with arms, upholstered seat, molded nylon back											
	in.	W 24.75 D 22.75 H 45 SH 30 AH 40											
		COM	750	Fabric	792	808	825	849	874	899	924	948	0.75 Yd.
		COL	825	Leather	1046	1137	1241						12.75 Sq. Ft.
	1725	Bar stool with arms, upholstered seat, molded nylon back											
	in.	W 20 D 22.75 H 40 SH 25											
		COM	750	Fabric	805	827	849	882	915	948	981	1014	1 Yd.
		COL	825	Leather	1114	1233	1369						17 Sq. Ft.
	1731	Armless counterstool, upholstered seat and upholstered back pad											
	in.	W 20.5 D 22.75 H 45 SH 30											
		COM	750	Fabric	805	827	849	882	915	948	981	1014	1 Yd.
		COL	825	Leather	1114	1233	1369						17 Sq. Ft.
	1732	Armless barstool, upholstered seat and upholstered back pad											

STOOLS




EFFECTIVE SEPTEMBER 1, 2016

LOON

Design Tom Deacon

				Gr A	Gr B	Gr C	Gr D	Gr E	Gr F	Gr G	Gr H		
	in.	W 24.75 D 22.75 H 40 SH 25 AH 34											
		COM	800	Fabric	855	877	899	932	965	998	1031	1064	1 Yd.
		COL	880	Leather	1169	1288	1424						17 Sq. Ft.
	1734	Counterstool with arms, upholstered seat and upholstered back pad											
	in.	W 24.75 D 22.75 H 45 SH 30 AH 40											
		COM	800	Fabric	855	877	899	932	965	998	1031	1064	1 Yd.
		COL	880	Leather	1169	1288	1424						17 Sq. Ft.
	1735	Barstool with arms, upholstered seat and upholstered back pad											

To Order Specify

			
Product Name	Frame Colour	Standard Shell Colour	Additional Colours Available with 125 Minimum Quantity
Product Number			
Frame Color	Chrome	Solid Shells	Solid Shells
Shell Color	(Add \$70 for chairs, \$100 for counterstools/barstools and \$90 for tablets)	02 Spring	01 Sun
Quantity	PC00 Nickel	12 Steel Blue	03 Grass
End User	PC01 Onyx	13 Titanium	04 Sky
	PC05 Shale	14 Warm Grey	05 Crocus
	PC06 Mica	15 Black	06 Dusk
	PC21 Matte Black	16 White	08 Pearl
	PC22 Matte White	17 Wet Sand	09 Silver
		19 Orange	10 Pale Green
		25 Red	11 Teal
			18 Yellow
			20 Espresso
			21 Turquoise
			22 Magenta
			24 Moss

Gr A Gr B Gr C Gr D Gr E Gr F Gr G Gr H

SIMPLE

Design Mark Kapka

Shipped standard with black fixed arms; for black urethane adjustable arm add \$89, specify A suffix to product number. Carpet casters are standard for soft-wheel casters specify SOF add \$58. For knee tilt mechanism specify KT add \$45. For stool base add \$240. For all other construction details, colour, finish and stain choices see page 6 or www.keilhauerpricelist.com.



in.

W 24.5 D 21.25 H 37.25 - 41.5 SH 17.25 - 21.5 AH 26 - 30.25

COM	805	Fabric	847	863	880	904	929	954	979	1003	0.75 Yd.
COL	886	Leather	1158	1270	1398						16 Sq. Ft.

9323S

Conference stool, mesh back with arms, pneumatic height adjustment

To Order Specify

Product Name
Product Number
Mesh
Knee Tilt
Casters
Arm Option
Quantity
End User



Mesh Colour

- ME001 Black
- ME002 Silver
- ME003 White
- ME004 Steel
- ME005 Sandstone
- ME006 Pumice
- ME007 Blue Ink
- ME008 Red
- ME009 Lupin
- ME010 Amethyst
- ME011 Ocean
- ME012 Treemoss
- ME013 Orange



Knee Tilt



Knee Tilt
Mechanism up
charge \$45



Soft Wheel Casters



Soft Wheel
Casters up
charge \$58



Arm Option









Adjustable
Upcharge \$89

STOOLS

EFFECTIVE SEPTEMBER 1, 2016
 UPDATED DECEMBER 14, 2016

SIP
 Design E00S

Base and seat are solid Ash, and are available with 10 stain colour options. Top support bracket for all models and foot ring for models 68003 and 68004 is black nylon. For all other construction details, colour, finish and stain choices see page 6 or www.keilhauerpricelist.com.

	in.			
		68002	W 17.25 D 17.25 H 17.75 SH 17.75	
			570	
			Wood stool	
	in.			
		68003	W 20.25 D 20.25 H 25 SH 25	
			740	
			Wood counter stool	
	in.			
		68004	W 22.25 D 22.25 H 30 SH 30	
			770	
			Wood bar stool	

To Order Specify



Seat/Base Finish

Product Name
 Product Number
 Base Finish
 Quantity
 End User

- Solid Ash Wood
- AHM - Midnight
- AHS - Snow
- AHB - Blue
- AHP - Pink
- AHY - Yellow
- AHC - Chartreuse
- AHG - Dark Grey
- AHF - Fog
- AHN - Natural Ash
- AHW - Walnut on Ash

STOOLS







EFFECTIVE SEPTEMBER 1, 2016

Gr A Gr B Gr C Gr D Gr E Gr F Gr G Gr H

SKY STOOL

with 4-leg base
Design Kerr & Company

Sky Stool with 4-leg base has chromed steel base and a seat that swivels 360°. For all other construction details, colour, finish and stain choices see page 6 or www.keilhauerpricelist.com.

	in.	W 18.5 D 18.5 H 18 SW 16.25													
		750													
1ST101L		Low height stool, Siliform seat													
	in.	W 20 D 20 H 25 SW 16.25													
		870													
1ST101C		Counter stool, Siliform seat													
	in.	W 22 D 22 H 28 SW 16.25													
		880													
1ST101B		Bar stool, Siliform seat													
	in.	W 18.5 D 18.5 H 18 SW 16.25	COM	570	Fabric	598	609	620	636	653	669	686	702	0.5 Yd.	
			COL	627	Leather	780	843	915							9 Sq. Ft.
1ST102L		Low height stool, upholstered seat													
	in.	W 20 D 20 H 25 SW 16.25	COM	690	Fabric	718	729	740	757	773	790	806	823	0.5 Yd.	
			COL	759	Leather	912	975	1047							9 Sq. Ft.
1ST102C		Counter stool, upholstered seat													
	in.	W 22 D 22 H 28 SW 16.25	COM	700	Fabric	728	739	750	767	783	800	816	833	0.5 Yd.	
			COL	770	Leather	923	986	1058							9 Sq. Ft.
1ST102B		Bar stool, upholstered seat													

To Order Specify

1ST Sky Stool	1 Base	0 Seat Cover	1 Stool Height	0 Siliform Colour
1 Siliform	2 Upholstery	L Low	C Counter	A Azure
	B Bar	B Black	E Espresso	O Ochre
		G Grass	Q Aquamarine	P Grape
			V Vanilla	

Product Name
Product Number
Textile
Siliform Colour
End User
Quantity

STOOLS





EFFECTIVE SEPTEMBER 1, 2016

Gr A Gr B Gr C Gr D Gr E Gr F Gr G Gr H

SKY STOOL

Design Kerr & Company

Sky Stool has a polished aluminum or black task base, with matching cylinder. Soft-wheel casters for floors are standard, unless specified otherwise. For optional foot ring on mid-height models, add \$125. For all other construction details, colour, finish and stain choices see page 6 or www.keilhauerpricelist.com.

	in.	W 22 D 22 LH 13.25 - 17.25 MH 17.5 - 25.25 SW 16.25
		670
1ST311		Polished aluminum base, hand activator, Siliform seat
	in.	W 22 D 22 LH 13.25 - 17.25 MH 17.5 - 25.25 SW 16.25
		COM 450 Fabric 478 489 500 516 533 549 566 582 0.5 Yd.
		COL 495 Leather 648 711 783 9 Sq. Ft.
1ST312		Polished aluminum base, hand activator, upholstered seat
	in.	W 22 D 22 LH 13.25 - 17.25 MH 17.5 - 25.25 SW 16.25
		630
1ST411		Black base, hand activator, Siliform seat
	in.	W 22 D 22 LH 13.25 - 17.25 MH 17.5 - 25.25 SW 16.25
		COM 410 Fabric 438 449 460 476 493 509 526 542 0.5 Yd.
		COL 451 Leather 604 667 739 9 Sq. Ft.
1ST412		Black base, hand activator, upholstered seat

To Order Specify

Product Name
Product Number
Textile
Siliform Colour
End User
Quantity

1ST Sky Stool	<input type="checkbox"/>	Base	1 Hand Activated Height Adjustment	<input type="checkbox"/>	Seat Cover	<input type="checkbox"/>	Cylinder Height	<input type="checkbox"/>	Siliform Colour
	3 22" Aluminum Task Base		1 Siliform	L Low	L Azure	O Ochre			
	4 22" Black Task Base		2 Upholstery	M Medium	B Black	P Grape			
					E Espresso	Q Aquamarine			
					G Grass	V Vanilla			





STOOLS

EFFECTIVE SEPTEMBER 1, 2016

Gr A Gr B Gr C Gr D Gr E Gr F Gr G Gr H

SKY STOOL
with Adjustable Back
Design Kerr & Company

Sky Stool with adjustable back has a polished aluminum or black task base, with matching cylinder. Soft-wheel casters for floors are standard, unless specified otherwise. For optional foot ring on mid-height models, add \$125. For all other construction details, colour, finish and stain choices see page 6 or www.keilhauerpricelist.com.

	in.	W 23	D 23	LH 29.5-31.75	MH 37-39.25	LSH 13.25 - 17.25	MSH 17.5 - 25.25	SW 16.25					
		COM	1080	Fabric	1113	1127	1140	1160	1179	1199	1219	1239	0.6 Yd.
		COL	1188	Leather	1358	1428	1508						10 Sq. Ft.
	2ST311	Upholstered back, polished aluminum base, hand activator, Siliform seat											
		COM	860	Fabric	926	953	979	1019	1058	1098	1138	1177	1.2 Yds.
		COL	946	Leather	1303	1450	1618						21 Sq. Ft.
	2ST312	Upholstered back, polished aluminum base, hand activator, upholstered seat											
		COM	1060	Fabric	1093	1107	1120	1140	1159	1179	1199	1219	0.6 Yd.
		COL	1166	Leather	1336	1406	1486						10 Sq. Ft.
	2ST411	Upholstered back, black base, hand activator, Siliform seat											
		COM	840	Fabric	906	933	959	999	1038	1078	1118	1157	1.2 Yds.
		COL	924	Leather	1281	1428	1596						21 Sq. Ft.
	2ST412	Upholstered back, black base, hand activator, upholstered seat											

To Order Specify

<input type="text" value="2ST"/>	<input type="text"/>	<input type="text" value="1"/>	<input type="text"/>	<input type="text"/>	<input type="text"/>
Sky Stool	Base	Hand Activated Height Adjustment	Seat Cover	Cylinder Height	Siliform Colour
Product Name					
Product Number					
Textile					
Siliform Colour					
End User					
Quantity					
	<input type="text" value="3"/>	<input type="text" value="1"/>	<input type="text" value="L"/>	<input type="text" value="L"/>	<input type="text" value="O"/>
	22" Aluminum Task Base	Siliform	Low	Azure	Ochre
	<input type="text" value="4"/>	<input type="text" value="2"/>	<input type="text" value="M"/>	<input type="text" value="B"/>	<input type="text" value="P"/>
	22" Black Task Base	Upholstery	Medium	Black	Grape
				<input type="text" value="E"/>	<input type="text" value="Q"/>
				Espresso	Aquamarine
				<input type="text" value="G"/>	<input type="text" value="V"/>
				Grass	Vanilla

STOOLS

EFFECTIVE SEPTEMBER 1, 2016

Gr A Gr B Gr C Gr D Gr E Gr F Gr G Gr H

SKY STOOL

FA

Design Kerr & Company

Sky FA Stool has a polished aluminum base with matching cylinder. Soft-wheel casters for floors are standard, unless specified otherwise.

For all other construction details, colour, finish and stain choices see page 6 or www.keilhauerpricelist.com.



in. W 22 D 22 H 18 - 23.5 SW 16.25

890

1ST321 Polished aluminum base, foot activator, Siliform seat



in. W 22 D 22 H 18 - 23.5 SW 16.25

COM	670	Fabric	698	709	720	736	753	769	786	802	0.5 Yd.
-----	-----	--------	-----	-----	-----	-----	-----	-----	-----	-----	---------

COL	737	Leather	890	953	1025						9 Sq. Ft.
-----	-----	---------	-----	-----	------	--	--	--	--	--	-----------

1ST322 Polished aluminum base, foot activator, upholstered seat

To Order Specify

1ST
Sky Stool

3
22" Aluminum Task Base

2
Foot Activated Height Adjustment

1
Seat Cover

M
Medium Cylinder Height

1
Siliform Colour

Product Name
Product Number
Textile
Siliform Colour
End User
Quantity

1
Siliform

L
Azure

O
Ochre

2
Upholstery

B
Black

P
Grape

E
Espresso

Q
Aquamarine

G
Grass

V
Vanilla

STOOLS


EFFECTIVE SEPTEMBER 1, 2016


Gr A Gr B Gr C Gr D Gr E Gr F Gr G Gr H

SKY STOOL

FA with Adjustable Back
Design Kerr & Company

Sky FA Stool with adjustable back has a polished aluminum base with matching cylinder. Soft-wheel casters for floors are standard, unless specified otherwise.
For all other construction details, colour, finish and stain choices see page 6 or www.keilhauerpricelist.com.

	in.	W 23 D 23 H 30 - 35.5 SH 18 - 23.5 SW 16.25										
	COM	1300	Fabric	1333	1347	1360	1380	1399	1419	1439	1459	0.6 Yd.
	COL	1430	Leather	1600	1670	1750						10 Sq. Ft.
2ST321	Upholstered back, polished aluminum base, foot activator, Siliform seat											

	in.	W 23 D 23 H 30 - 35.5 SH 18 - 23.5 SW 16.25										
	COM	1080	Fabric	1146	1173	1199	1239	1278	1318	1358	1397	1.2 Yds.
	COL	1188	Leather	1545	1692	1860						21 Sq. Ft.
2ST322	Upholstered back, polished aluminum base, foot activator, upholstered seat											

To Order Specify

Product Name
Product Number
Textile
Siliform Colour
End User
Quantity

<input type="checkbox"/> 2ST Sky Stool	<input type="checkbox"/> 3 22" Aluminum Task Base	<input type="checkbox"/> 2 Foot Activated Height Adjustment	<input type="checkbox"/>	<input type="checkbox"/> M Medium Cylinder Height	<input type="checkbox"/>	<input type="checkbox"/>	
			<input type="checkbox"/> 1 Siliform		<input type="checkbox"/> L Azure	<input type="checkbox"/> O Ochre	
			<input type="checkbox"/> 2 Upholstery		<input type="checkbox"/> B Black	<input type="checkbox"/> P Grape	
					<input type="checkbox"/> E Espresso	<input type="checkbox"/> Q Aquamarine	
					<input type="checkbox"/> G Grass	<input type="checkbox"/> V Vanilla	

STOOLS

EFFECTIVE SEPTEMBER 1, 2016


Gr A Gr B Gr C Gr D Gr E Gr F Gr G Gr H


SKY STOOL

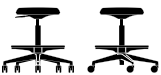
Design Kerr & Company


Sky Stool has a polished aluminum or black task base, with matching cylinder. Soft-wheel casters for floors are standard, unless specified otherwise.

For all other construction details, colour, finish and stain choices see page 6 or www.keilhauerpricelist.com.

	in.	W 22 D 22 H 22 - 32.25 SW 16.25
		750
1ST711		Polished aluminum base, foot ring, hand activator, Siliform seat

	in.	W 22 D 22 H 22 - 32.25 SW 16.25
		COM 530 Fabric 558 569 580 596 613 629 646 662 0.5 Yd.
		COL 583 Leather 736 799 871 9 Sq. Ft.
1ST712		Polished aluminum base, foot ring, hand activator, upholstered seat

	in.	W 22 D 22 H 22 - 32.25 SW 16.25
		710
1ST811		Black base, foot ring, hand activator, Siliform seat

	in.	W 22 D 22 H 22 - 32.25 SW 16.25
		COM 490 Fabric 518 529 540 556 573 589 606 622 0.5 Yd.
		COL 539 Leather 692 755 827 9 Sq. Ft.
1ST812		Black base, foot ring, hand activator, upholstered seat

To Order Specify

Product Name
Product Number
Textile
Siliform Colour
End User
Quantity

1ST Sky Stool	<input type="checkbox"/> Base	1 Hand Activated Height Adjustment	<input type="checkbox"/> Seat Cover	H High Cylinder Height with Foot Ring	<input type="checkbox"/> Siliform Colour
	7 22" Aluminum Task Base	1 Siliform	L Azure	O Ochre	
	8 22" Black Task Base	2 Upholstery	B Black	P Grape	
			E Espresso	Q Aquamarine	
			G Grass	V Vanilla	

STOOLS


EFFECTIVE SEPTEMBER 1, 2016


Gr A Gr B Gr C Gr D Gr E Gr F Gr G Gr H


SKY STOOL


LAB with adjustable back
Design Kerr & Company

Sky Lab Stool with Adjustable Back has a polished aluminum or black task base, with matching cylinder. Soft-wheel casters for floors are standard, unless specified otherwise.
For all other construction details, colour, finish and stain choices see page 6 or www.keilhauerpricelist.com.

	in.	W 23 D 23 H 36.25 - 46.5 SH 22-32.25 SW 16.25										
	COM	1160	Fabric	1193	1207	1220	1240	1259	1279	1299	1319	0.6 Yd.
	COL	1276	Leather	1446	1516	1596						10 Sq. Ft.
2ST711	Upholstered back, polished aluminum base, foot ring, hand activator, Siliform seat											

	in.	W 23 D 23 H 36.25 - 46.5 SH 22-32.25 SW 16.25										
	COM	940	Fabric	1006	1033	1059	1099	1138	1178	1218	1257	1.2 Yds.
	COL	1034	Leather	1391	1538	1706						21 Sq. Ft.
2ST712	Upholstered back, polished aluminum base, foot ring, hand activator, upholstered seat											

	in.	W 23 D 23 H 36.25 - 46.5 SH 22-32.25 SW 16.25										
	COM	1120	Fabric	1153	1167	1180	1200	1219	1239	1259	1279	0.6 Yd.
	COL	1232	Leather	1402	1472	1552						10 Sq. Ft.
2ST811	Upholstered back, black base, foot ring, hand activator, Siliform seat											

	in.	W 23 D 23 H 36.25 - 46.5 SH 22-32.25 SW 16.25										
	COM	900	Fabric	966	993	1019	1059	1098	1138	1178	1217	1.2 Yds.
	COL	990	Leather	1347	1494	1662						21 Sq. Ft.
2ST812	Upholstered back, black base, foot ring, hand activator, upholstered seat											

To Order Specify

2ST Sky Stool	<input type="checkbox"/> Base	1 Hand Activated Height Adjustment	<input type="checkbox"/> Seat Cover	H High Cylinder Height with Foot Ring	<input type="checkbox"/> Siliform Colour		
7 27" Aluminum Task Base			1 Siliform		A Azure	O Ochre	
8 27" Black Task Base			2 Upholstery		B Black	P Grape	
					E Espresso	Q Aquamarine	
					G Grass	V Vanilla	

Product Name
Product Number
Textile
Siliform Colour
End User
Quantity

STOOLS

EFFECTIVE SEPTEMBER 1, 2016

Gr A Gr B Gr C Gr D Gr E Gr F Gr G Gr H

TOM
Design Tom Deacon

Shipped standard "N" Normal Seat Depth (18"), "R" Regular Seat Width (19"), carpet casters. For full seat width (20.5"), specify F - no upcharge. For Deep Seat (19.5"), specify D - no upcharge, for Shallow Seat (17"), Specify S - no upcharge. For soft-wheel casters specify SOF add \$58. For stool base add \$240. For all other construction details, colour, finish and stain choices see page 6 or www.keilhauer-pricelist.com.



in.

W 26.5 D 26 H 43 - 50.5 SH 17.5 - 28.75 AH 30.5 - 38.75

COM	1250	Fabric	1360	1404	1448	1514	1580	1646	1712	1778	0.75 Yd.
COL	1375	Leather	1885	2095	2335						16 Sq. Ft.

9761S

Conference stool, fully upholstered slim back, mid back, adjustable arm with urethane cap

To Order Specify

Product Name
Product Number
Seat Depth
Fabric
Quantity
End User

9
Tom

7
Fully Upholstered
Slim Back

6
Back Height

1
Arm Variation

R
Seat Width

S
Seat Depth

B
Shell Colour

6
Mid back

1
Adjustable arm
with urethane cap

R
Regular 19"

S
Shallow - 17"

B
Black

F
Full - 20.5"

N
Normal - 18"





D
Deep - 19.5"

STOOLS

EFFECTIVE SEPTEMBER 1, 2016
 UPDATED DECEMBER 16, 2016

TRUA Design Tom Deacon

Ships standard with regular (carpet) glides unless specified otherwise. For chrome add \$40. For all other construction details, colour and finish choices see page 6 or www.keilhauerpricelist.com.

	in.	W 21.75 D 22.75 H 38.75 SH 23.75
		425
66180		Sled base counter stool with plastic shell, armless
	in.	W 21.75 D 22.75 H 38.75 SH 23.75
		840
66280		Sled base counter stool with wood shell, armless
	in.	W 22 D 23 H 43 SH 27.75
		455
67180		Sled base bar stool with plastic shell, armless
	in.	W 22 D 23 H 43 SH 27.75
		870
67280		Sled base bar stool with wood shell, armless

To Order Specify

Product Name
 Product Number
 Frame Finish
 Shell Colour
 Quantity
 End User

6
 Trua

Height

Shell

80
 Armless
 Sled Base

Frame Finishes

Standard Plastic
 Shell Colours

Additional Colours Available
 with 125 Minimum Quantity

Wood Shell Colours

Sled Base
 Glide Options

6
 Counter

1
 Plastic

PC00 Nickel
 PC01 Onyx
 PC05 Shale
 PC06 Mica
 Chrome - \$40 Upcharge

Solid Shells
 06 Dusk
 08 Pearl
 09 Silver
 11 Teal
 12 Steel Blue
 13 Titanium
 14 Warm Grey
 15 Black
 16 White
 17 Wet Sand
 24 Moss
 25 Red

Solid Shells
 01 Sun
 02 Spring
 03 Grass
 04 Sky
 05 Crocus
 10 Pale Green
 18 Yellow
 19 Orange
 20 Espresso
 21 Turquoise
 22 Magenta

WAN - Natural Walnut
 OKN - Natural Oak





Regular Glides (for carpet)
 Felt Glides (for hard floors)

7
 Bar

2
 Wood







SIDE CHAIRS

EFFECTIVE SEPTEMBER 1, 2016

		Gr A	Gr B	Gr C	Gr D	Gr E	Gr F	Gr G	Gr H				
CAHOOTS		Base finish is powder coat or chrome. Chrome upcharges as follows: Model 9000 – \$50; Model 9011 – \$40; Models 9020, 9061, 9070, and 9071 – \$30. For memory return on model 9060 specify MEM and add \$100.											
Design E00S		For all other construction details, colour, finish and stain choices see page 6 or www.keilhauerpricelist.com .											
	in.	W 27.5 D 27.5 H 30.5 SH 16.5 AH 24.5											
		COM	1370	Fabric	1494	1544	1593	1667	1742	1816	1890	1964	2.25 Yds.
		COL	1507	Leather	2158	2425	2731						38.25 Sq. Ft.
	9060	Lounge chair with 4-star base in polished aluminum											
	in.	W 25.75 D 25.75 H 30.5 SH 17 AH 24.25											
		COM	1160	Fabric	1284	1334	1383	1457	1532	1606	1680	1754	2.25 Yds.
		COL	1276	Leather	1927	2194	2500						38.25 Sq. Ft.
	9061	Lounge chair with 4-leg base											
	in.	W 21 D 23.75 H 34.75 SH 18.25											
		COM	1060	Fabric	1157	1195	1234	1291	1349	1407	1465	1522	1.75 Yds.
		COL	1166	Leather	1672	1880	2118						29.75 Sq. Ft.
	9070	Armless side chair											
	in.	W 26.5 D 23.75 H 34.75 SH 18.25 AH 26.75											
		COM	1160	Fabric	1284	1334	1383	1457	1532	1606	1680	1754	2.25 Yds.
		COL	1276	Leather	1927	2194	2500						38.25 Sq. Ft.
	9071	Side chair with arms											

SIDE CHAIRS

EFFECTIVE SEPTEMBER 1, 2016

			Gr A	Gr B	Gr C	Gr D	Gr E	Gr F	Gr G	Gr H			
COLLO Design E00S													
4-leg steel base finish is available in powder coat or chrome. For chrome add \$65. 4-leg wood base is solid Ash and available in 10 stains. Steel bracket for wood legs is available in powder coat or chrome. For chrome, add \$50. For all other construction details, colour, finish and stain choices see page 6 or www.keilhauerpricelist.com.													
	in.	W 20.5 D 24.25 H 34.5 SH 18.5											
	10172	COM	785	Fabric	882	920	959	1016	1074	1132	1190	1247	1.75 Yds.
		COL	864	Leather	1370	1578	1816						29.75 Sq. Ft.
Armless side chair with horizontal stitch detail, 4-leg steel base													
	in.	W 20.5 D 24.25 H 34.5 SH 18.5											
	10173	COM	1145	Fabric	1242	1280	1319	1376	1434	1492	1550	1607	1.75 Yds.
		COL	1260	Leather	1766	1974	2212						29.75 Sq. Ft.
Armless side chair with horizontal stitch detail, 4-leg wood base													
	in.	W 20.5 D 24.25 H 34.5 SH 18.5											
	10272	COM	700	Fabric	797	835	874	931	989	1047	1105	1162	1.75 Yds.
		COL	770	Leather	1276	1484	1722						29.75 Sq. Ft.
Armless side chair with 4-leg steel base													
	in.	W 20.5 D 24.25 H 34.5 SH 18.5											
	10273	COM	1060	Fabric	1157	1195	1234	1291	1349	1407	1465	1522	1.75 Yds.
		COL	1166	Leather	1672	1880	2118						29.75 Sq. Ft.
Armless side chair with 4-leg wood base													
	in.	W 27.25 D 25.25 H 34.5 SH 18.5 AH 27											
	10372	COM	1390	Fabric	1514	1564	1613	1687	1762	1836	1910	1984	2.25 Yds.
		COL	1529	Leather	2180	2447	2753						38.25 Sq. Ft.
Side chair with arms, 4-leg steel base													
	in.	W 27.25 D 25.25 H 34.5 SH 18.5 AH 27											
	10373	COM	1750	Fabric	1874	1924	1973	2047	2122	2196	2270	2344	2.25 Yds.
		COL	1925	Leather	2576	2843	3149						38.25 Sq. Ft.
Side chair with arms, 4-leg wood base													

To Order Specify

Product Name	<input type="checkbox"/> 10	<input type="checkbox"/>	<input type="checkbox"/> 7	<input type="checkbox"/>	<input type="checkbox"/>	<input type="checkbox"/>
Product Number	Collo	Arm Option	Side Chair	Base	Frame Finish	Wood Bracket Finish
Frame Finish		<input type="checkbox"/> 1	<input type="checkbox"/> 2	<input type="checkbox"/> 3	4-Leg Steel Base PC00 - Nickel PC01 - Onyx PC05 - Shale PC06 - Mica Chrome - Upcharge \$65	4-Leg Wood Base AHM - Midnight AHS - Snow AHB - Blue AHP - Pink AHY - Yellow AHC - Chartreuse AHG - Dark Grey AHF - Fog AHN - Natural Ash AHW - Walnut on Ash
Quantity		Armless with Horizontal Stitch Detail	4-Leg Steel Base	4-Leg Wood Base		PC00 - Nickel PC01 - Onyx PC05 - Shale PC06 - Mica Chrome - Upcharge \$50
End User		<input type="checkbox"/> 2				
		Armless				
		<input type="checkbox"/> 3				
		With Arms				



SIDE CHAIRS

EFFECTIVE SEPTEMBER 1, 2016

Gr A Gr B Gr C Gr D Gr E Gr F Gr G Gr H

**FILO
GUEST**
Design E00S

Shipped standard with polished aluminum frame, black carrier and arms and Off Black mesh (QM001); unless specified otherwise. To order specify cover and any of these standard options if desired. Available with Memory Return Cylinder \$70 upcharge. For all other construction details, colour, finish and stain choices see page 6 or www.keilhauerpricelist.com.

	in.	W 26.5 D 26.5 H 35.5 SH 19 AH 26											
	9451PA	1290 Guest chair - mesh back, mesh seat, polished aluminum base											
	in.	W 26.5 D 26.5 H 35 SH 18.5 AH 25											
		COM	1320	Fabric	1362	1378	1395	1419	1444	1469	1494	1518	0.75 Yd.
	9461PA	COL	1452	Leather	1669	1758	1860						
		Guest chair - mesh back, upholstered seat, polished aluminum base											

SIDE CHAIRS

EFFECTIVE SEPTEMBER 1, 2016

Gr A Gr B Gr C Gr D Gr E Gr F Gr G Gr H

JUXTA
Design E00S

Base available in PC00 Nickel, PC01 Onyx, PC05 Shale, PC06 Mica, PC23 Dark Grey or chrome (for chrome add \$30).
For all other construction details, colour, finish and stain choices see page 6 or www.keilhauerpricelist.com.

in.

W 24 D 21.75 H 33.75 SH 18.5



43211

COM	1220	Fabric	1303	1336	1369	1418	1468	1517	1567	1616	1.5 Yds.
COL	1342	Leather	1776	1954	2158						25.5 Sq. Ft.

Side chair, 4-leg base

To Order Specify

- Product Name
- Product Number
- Upholstery
- Base Finish
- Quantity
- End User



- Base Finish
- PC00 - Nickel
- PC01 - Onyx
- PC05 - Shale
- PC06 - Mica
- PC23 - Dark Grey
- Chrome - Add \$30

SIDE CHAIRS

EFFECTIVE SEPTEMBER 1, 2016

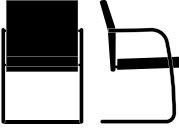
Gr A Gr B Gr C Gr D Gr E Gr F Gr G Gr H

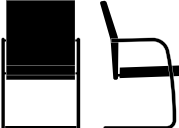
REEVE

Design Patty Johnson

Shipped standard with chrome base and arms, unless specified otherwise. For PC01 black base and black urethane arms subtract \$150.

For all other construction details, colour, finish and stain choices see page 6 or www.keilhauerpricelist.com.

	in.	W 22.75 D 22.75 H 34 SH 18.25 AH 26.75										
	COM	1270	Fabric	1353	1386	1419	1468	1518	1567	1617	1666	1.5 Yds.
	COL	1397	Leather	1822	1997	2197						25 Sq. Ft.
7101		Low back, sled base										

	in.	W 22.75 D 23 H 37 SH 18.25 AH 26.75										
	COM	1300	Fabric	1397	1435	1474	1531	1589	1647	1705	1762	1.75 Yds.
	COL	1430	Leather	1940	2150	2390						30 Sq. Ft.
7102		Mid back, sled base										

SIDE CHAIRS

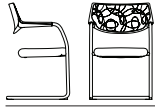
EFFECTIVE SEPTEMBER 1, 2016

Gr A Gr B Gr C Gr D Gr E Gr F Gr G Gr H

**SGUIG
SLED BASE**

For chrome frame add \$60.
For all other construction details, colour, finish and stain choices see page 6 or www.keilhauerpricelist.com.

Design E00S



in. W 23.25 D 24.75 H 33 SH 17.5 AH 26.5

710

9931 Guest chair - In Sguig textile

Product Name
Product Number
Fabric Colour
Back Pattern
Quantity
End User



Fabric Colour

- 2SG01 Ruby Fervor
- 2SG02 Black Verve
- 2SG03 Amber Delight
- 2SG04 Ginger Zest
- 2SG05 Mulberry Elan
- 2SG06 Orchid Vigor
- 2SG07 Sapphire Spirit
- 2SG08 Cobalt Cheer
- 2SG09 Mediterranean Vim
- 2SG10 Teal Zeal
- 2SG11 Green Apple Zing
- 2SG12 Pewter Joy



Back Pattern



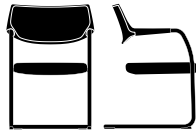
Dot



Line



Squiggle



in. W 23.25 D 24.75 H 33 SH 17.5 AH 26.5

COM	710	Fabric	765	787	809	842	875	908	941	974	1 Yd.
COL	781	Leather	1036	1141	1261						15 Sq. Ft.

9931 Guest chair

SIDE CHAIRS





EFFECTIVE SEPTEMBER 1, 2016

Gr A Gr B Gr C Gr D Gr E Gr F Gr G Gr H

SIMPLE SLED BASE

Design Mark Kapka

Shipped standard with onyx powder coat frame (PC01), unless specified otherwise. For chrome finish add \$60.
For all other construction details, colour, finish and stain choices see page 6 or www.keilhauerpricelist.com.

	in.	W 23.5 D 22 H 37.25 SH 18.5											
		COM	690	Fabric	773	806	839	888	938	987	1037	1086	1.5 Yds.
		COL	759	Leather	1184	1359	1559						25 Sq. Ft.
	9330	Upholstered armless guest chair											
	in.	W 23.5 D 22 H 37.25 SH 18.5 AH 26.5											
		COM	805	Fabric	888	921	954	1003	1053	1102	1152	1201	1.5 Yds.
		COL	886	Leather	1311	1486	1686						25 Sq. Ft.
	9331	Upholstered guest chair with arms											
	in.	W 23.5 D 22 H 37.25 SH 18.5											
		COM	670	Fabric	712	728	745	769	794	819	844	868	0.75 Yd.
		COL	737	Leather	1009	1121	1249						16 Sq. Ft.
	9340	Mesh back armless guest chair											
	in.	W 23.5 D 22 H 37.25 SH 18.5 AH 26.5											
		COM	785	Fabric	827	843	860	884	909	934	959	983	0.75 Yd.
		COL	864	Leather	1136	1248	1376						16 Sq. Ft.
	9341	Mesh back guest chair with arms											



Mesh Colour

- ME001 Black
- ME002 Silver
- ME003 White
- ME004 Steel
- ME005 Sandstone
- ME006 Pumice
- ME007 Blue Ink
- ME008 Red
- ME009 Lupin
- ME010 Amethyst
- ME011 Ocean
- ME012 Treemoss
- ME013 Orange







LOUNGE SEATING

EFFECTIVE SEPTEMBER 1, 2016
 UPDATED OCTOBER 6, 2016

Gr A Gr B Gr C Gr D Gr E Gr F Gr G Gr H

BOXCAR Design E00S

For all other construction details, colour, finish and stain choices see page 6 or www.keilhauerpricelist.com.

	4301	in.	W 37.5 D 31.5 H 27 SH 16.75										
		COM	2990	Fabric	3169	3241	3312	3419	3527	3634	3741	3848	3.25 Yds.
		COL	3289	Leather	4229	4615	5057						55.25 Sq. Ft.
			Chair armless										
	4303	in.	W 86.25 D 31.5 H 27 SH 16.75										
		COM	4920	Fabric	5250	5382	5514	5712	5910	6108	6306	6504	6 Yds.
		COL	5412	Leather	7146	7860	8676						102 Sq. Ft.
			Small sofa armless										
	4304	in.	W 95.75 D 31.5 H 27 SH 16.75										
		COM	5560	Fabric	5918	6061	6204	6418	6633	6847	7062	7276	6.5 Yds.
		COL	6116	Leather	7995	8768	9652						110.5 Sq. Ft.
			Large sofa armless										
	4311	in.	W 37.5 D 31.5 H 27 SH 16.75 AH 27										
		COM	3370	Fabric	3604	3698	3791	3931	4072	4212	4352	4492	4.25 Yds.
		COL	3707	Leather	4936	5441	6019						72.25 Sq. Ft.
			Chair with arms										
	4313	in.	W 86.25 D 31.5 H 27 SH 16.75 AH 27										
		COM	5350	Fabric	5763	5928	6093	6340	6588	6835	7083	7330	7.5 Yds.
		COL	5885	Leather	8053	8945	9965						127.5 Sq. Ft.
			Small sofa with arms										
	4314	in.	W 95.75 D 31.5 H 27 SH 16.75 AH 27										
		COM	5970	Fabric	6410	6586	6762	7026	7290	7554	7818	8082	8 Yds.
		COL	6567	Leather	8879	9831	10919						136 Sq. Ft.
			Large sofa with arms										

To Order Specify

Product Name
 Product Number
 Leg/Frame Finish
 Fabric
 Quantity
 End User



Leg/Frame Finish

PC00 - Nickel
 PC01 - Onyx
 Chrome








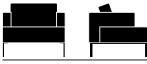

LOUNGE SEATING

EFFECTIVE SEPTEMBER 1, 2016
 UPDATED DECEMBER 16, 2016

Gr A Gr B Gr C Gr D Gr E Gr F Gr G Gr H

BRANDEN Design E00S











Shipped standard with PN00 Nickel Plate legs, unless specified otherwise.
 For all other construction details, colour, finish and stain choices see page 6 or www.keilhauerpricelist.com.

	in.	W 21 D 23.5 H 32.5 SH 18 AH 26.5										
	COM	1840	Fabric	1978	2033	2088	2170	2253	2335	2418	2500	2.5 Yds.
	COL	2024	Leather	2755	3056	3400						43 Sq. Ft.
	2100	Side chair										
	in.	W 27 D 28 H 25 SH 16 AH 25										
	COM	1990	Fabric	2183	2260	2337	2452	2568	2683	2799	2914	3.5 Yds.
	COL	2189	Leather	3209	3629	4109						60 Sq. Ft.
	2101	Lounge chair - low back										
	in.	W 54 D 28 H 25 SH 16 AH 25										
	COM	2790	Fabric	3024	3118	3211	3351	3492	3632	3772	3912	4.25 Yds.
	COL	3069	Leather	4310	4821	5405						73 Sq. Ft.
	2102	2 seater sofa - low back										
	in.	W 79 D 28 H 25 SH 16 AH 25										
	COM	3890	Fabric	4165	4275	4385	4550	4715	4880	5045	5210	5 Yds.
	COL	4279	Leather	5724	6319	6999						85 Sq. Ft.
	2103	3 seater sofa - low back										
	in.	W 29.5 D 29.5 H 29.5 SH 15.5 AH 23.5										
	COM	2040	Fabric	2233	2310	2387	2502	2618	2733	2849	2964	3.5 Yds.
	COL	2244	Leather	3264	3684	4164						60 Sq. Ft.
	2111	Lounge chair - high back										
	in.	W 49 D 29.5 H 29.5 SH 15.5 AH 23.5										
	COM	2980	Fabric	3283	3404	3525	3706	3888	4069	4251	4432	5.5 Yds.
	COL	3278	Leather	4876	5534	6286						94 Sq. Ft.
	2112	2 seater sofa - high back										
	in.	W 79.5 D 29.5 H 29.5 SH 15.5 AH 23.5										
	COM	4100	Fabric	4568	4755	4942	5222	5503	5783	6064	6344	8.5 Yds.
	COL	4510	Leather	6975	7990	9150						145 Sq. Ft.
	2113	3 seater sofa - high back										
	in.	W 31.5 D 35.5 H 30 SH 16 AH 25.5										
	COM	2560	Fabric	2863	2984	3105	3286	3468	3649	3831	4012	5.5 Yds.
	COL	2816	Leather	4414	5072	5824						94 Sq. Ft.
	2121	Lounge chair - back cushions										
	in.	W 62.5 D 35.5 H 30 SH 16 AH 25.5										
	COM	3590	Fabric	4058	4245	4432	4712	4993	5273	5554	5834	8.5 Yds.
	COL	3949	Leather	6414	7429	8589						145 Sq. Ft.
	2122	2 seater sofa - back cushions										

LOUNGE SEATING



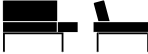







EFFECTIVE SEPTEMBER 1, 2016

BRANDEN CONTINUED

				Gr A	Gr B	Gr C	Gr D	Gr E	Gr F	Gr G	Gr H		
	in.	W 89 D 35.5 H 30 SH 16 AH 25.5											
		COM	4590	Fabric	5223	5476	5729	6108	6488	6867	7247	7626	11.5 Yds.
		COL	5049	Leather	8381	9753	11321						196 Sq. Ft.
		2123	3 seater sofa - back cushions										
	in.	W 35 D 35 H 28 SH 17.5 AH 28											
		COM	2470	Fabric	2745	2855	2965	3130	3295	3460	3625	3790	5 Yds.
		COL	2717	Leather	4162	4757	5437						85 Sq. Ft.
		2131	Lounge chair - large										
	in.	W 69 D 35 H 28 SH 17.5 AH 28											
		COM	3790	Fabric	4189	4349	4508	4747	4987	5226	5465	5704	7.25 Yds.
		COL	4169	Leather	6277	7145	8137						124 Sq. Ft.
		2132	2 seater sofa - large										
	in.	W 96 D 35 H 28 SH 17.5 AH 28											
		COM	5150	Fabric	5618	5805	5992	6272	6553	6833	7114	7394	8.5 Yds.
		COL	5665	Leather	8130	9145	10305						145 Sq. Ft.
		2133	3 seater sofa - large										
	in.	W 28 D 21.75 H 15.5 SH 15.5											
		COM	1090	Fabric	1159	1187	1214	1255	1297	1338	1379	1420	1.25 Yds.
		COL	1199	Leather	1539	1679	1839						20 Sq. Ft.
		2001	1 seater bench										
	in.	W 54 D 21.75 H 15.5 SH 15.5											
		COM	1560	Fabric	1698	1753	1808	1890	1973	2055	2138	2220	2.5 Yds.
		COL	1716	Leather	2396	2676	2996						40 Sq. Ft.
		2002	2 seater bench										
	in.	W 81.5 D 21.75 H 15.5 SH 15.5											
		COM	1960	Fabric	2208	2307	2406	2554	2703	2851	3000	3148	4.5 Yds.
		COL	2156	Leather	3516	4076	4716						80 Sq. Ft.
		2003	3 seater bench										
	in.	W 28 D 29.25 H 25.75 SH 15.5											
		COM	1420	Fabric	1558	1613	1668	1750	1833	1915	1998	2080	2.5 Yds.
		COL	1562	Leather	2242	2522	2842						40 Sq. Ft.
		2011	1 seater bench with back										
	in.	W 54 D 29.25 H 25.75 SH 15.5											
		COM	2070	Fabric	2318	2417	2516	2664	2813	2961	3110	3258	4.5 Yds.
		COL	2277	Leather	3637	4197	4837						80 Sq. Ft.
		2012	2 seater bench with back										
	in.	W 81.5 D 29.25 H 25.75 SH 15.5											
		COM	2590	Fabric	2948	3091	3234	3448	3663	3877	4092	4306	6.5 Yds.
		COL	2849	Leather	4719	5489	6369						110 Sq. Ft.
		2013	3 seater bench with back										

LOUNGE SEATING











EFFECTIVE SEPTEMBER 1, 2016

		Gr A	Gr B	Gr C	Gr D	Gr E	Gr F	Gr G	Gr H				
BRIDGE		Shipped standard with PN00 Nickel Plate legs, unless specified otherwise.											
Design Scot Laughton		For all other construction details, colour, finish and stain choices see page 6 or www.keilhauerpricelist.com .											
	in.	W 30 D 32.5 H 28.5 SH 16.5											
		COM	2100	Fabric	2334	2428	2521	2661	2802	2942	3082	3222	4.25 Yds.
		COL	2310	Leather	3539	4044	4622						72.25 Sq. Ft.
3701		Lounge chair without arms											
	in.	W 41.5 D 32.5 H 28.5 SH 16.5 AH 16.5											
		COM	2710	Fabric	2944	3038	3131	3271	3412	3552	3692	3832	4.25 Yds.
		COL	2981	Leather	4210	4715	5293						72.25 Sq. Ft.
3702		Lounge chair with right table sitting											
	in.	W 41.5 D 32.5 H 28.5 SH 16.5 AH 16.5											
		COM	2710	Fabric	2944	3038	3131	3271	3412	3552	3692	3832	4.25 Yds.
		COL	2981	Leather	4210	4715	5293						72.25 Sq. Ft.
3703		Lounge chair with left table sitting											
	in.	W 56 D 32.5 H 28.5 SH 16.5											
		COM	3560	Fabric	3945	4099	4253	4484	4715	4946	5177	5408	7 Yds.
		COL	3916	Leather	5939	6772	7724						119 Sq. Ft.
3712		2 seater sofa without arms (56")											
	in.	W 84 D 32.5 H 28.5 SH 16.5											
		COM	4680	Fabric	5258	5489	5720	6066	6413	6759	7106	7452	10.5 Yds.
		COL	5148	Leather	8183	9432	10860						178.5 Sq. Ft.
3713		3 seater sofa without arms											
	in.	W 70 D 32.5 H 28.5 SH 16.5											
		COM	3980	Fabric	4420	4596	4772	5036	5300	5564	5828	6092	8 Yds.
		COL	4378	Leather	6690	7642	8730						136 Sq. Ft.
3714		2 seater sofa without arms (70")											
	in.	W 79 D 32.5 H 28.5 SH 16.5 AH 16.5											
		COM	4820	Fabric	5205	5359	5513	5744	5975	6206	6437	6668	7 Yds.
		COL	5302	Leather	7325	8158	9110						119 Sq. Ft.
3732		2 seater sofa with 2 tables (79")											
	in.	W 107 D 32.5 H 28.5 SH 16.5 AH 16.5											
		COM	5950	Fabric	6528	6759	6990	7336	7683	8029	8376	8722	10.5 Yds.
		COL	6545	Leather	9580	10829	12257						178.5 Sq. Ft.
3733		3 seater sofa with 2 tables											
	in.	W 93 D 32.5 H 28.5 SH 16.5 AH 16.5											
		COM	5190	Fabric	5630	5806	5982	6246	6510	6774	7038	7302	8 Yds.
		COL	5709	Leather	8021	8973	10061						136 Sq. Ft.
3734		2 seater sofa with 2 tables (93")											
	in.	W 79 D 32.5 H 28.5 SH 16.5 AH 21											
		COM	5100	Fabric	5485	5639	5793	6024	6255	6486	6717	6948	7 Yds.
		COL	5610	Leather	7633	8466	9418						119 Sq. Ft.
3722		2 seater sofa with arms (79")											

LOUNGE SEATING

EFFECTIVE SEPTEMBER 1, 2016

BRIDGE CONTINUED





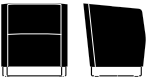



				Gr A	Gr B	Gr C	Gr D	Gr E	Gr F	Gr G	Gr H		
	in.			W 107 D 32.5 H 28.5 SH 16.5 AH 21									
		COM	6290	Fabric	6867	7098	7329	7676	8022	8369	8715	9062	10.5 Yds.
		COL	6919	Leather	9954	11203	12631						178.5 Sq. Ft.
	3723			3 seater sofa with arms									
	in.			W 93 D 32.5 H 28.5 SH 16.5 AH 21									
		COM	5450	Fabric	5890	6066	6242	6506	6770	7034	7298	7562	8 Yds.
		COL	5995	Leather	8307	9259	10347						136 Sq. Ft.
	3724			2 seater sofa with arms (93")									
	in.			W 28 D 23 H 16.5 SH 16.5									
		COM	1300	Fabric	1383	1416	1449	1498	1548	1597	1647	1696	1.5 Yds.
		COL	1430	Leather	1864	2042	2246						25.5 Sq. Ft.
	3741			Ottoman									
	in.			W 56 D 23 H 16.5 SH 16.5									
		COM	2070	Fabric	2235	2301	2367	2466	2565	2664	2763	2862	3 Yds.
		COL	2277	Leather	3144	3501	3909						51 Sq. Ft.
	3742			2 seater bench (56")									
	in.			W 84 D 23 H 16.5 SH 16.5									
		COM	2820	Fabric	3068	3167	3266	3414	3563	3711	3860	4008	4.5 Yds.
		COL	3102	Leather	4403	4938	5550						76.5 Sq. Ft.
	3743			3 seater bench									
	in.			W 70 D 23 H 16.5 SH 16.5									
		COM	2510	Fabric	2716	2799	2881	3005	3129	3252	3376	3500	3.75 Yds.
		COL	2761	Leather	3845	4291	4801						63.75 Sq. Ft.
	3744			2 seater bench (70")									
	in.			W 39.5 D 23 H 16.5 SH 16.5 AH 16.5									
		COM	1980	Fabric	2063	2096	2129	2178	2228	2277	2327	2376	1.5 Yds.
		COL	2178	Leather	2612	2790	2994						25.5 Sq. Ft.
	3751			1 seater bench with 1 table									
	in.			W 79 D 23 H 16.5 SH 16.5 AH 16.5									
		COM	3140	Fabric	3305	3371	3437	3536	3635	3734	3833	3932	3 Yds.
		COL	3454	Leather	4321	4678	5086						51 Sq. Ft.
	3752			2 seater bench with 2 tables (79")									
	in.			W 107 D 23 H 16.5 SH 16.5 AH 16.5									
		COM	3660	Fabric	3908	4007	4106	4254	4403	4551	4700	4848	4.5 Yds.
		COL	4026	Leather	5327	5862	6474						76.5 Sq. Ft.
	3753			3 seater bench with 2 tables									
	in.			W 93 D 23 H 16.5 SH 16.5 AH 16.5									
		COM	3710	Fabric	3917	3999	4082	4205	4329	4453	4577	4700	3.75 Yds.
		COL	4081	Leather	5165	5611	6121						63.75 Sq. Ft.
	3754			2 seater bench with 2 tables (93")									


LOUNGE SEATING

EFFECTIVE SEPTEMBER 1, 2016
 UPDATED DECEMBER 16, 2016

CAHOOTS Design E00S

Base finish is powder coat or chrome. Chrome upcharges as follows: Model 9000 - \$50; Model 9011 - \$40; Models 9020, 9061, 9070, and 9071 - \$30. For memory return on models 9000, 9002 and 9021 specify MEM and add \$100. Models 9011, 9020, and 9022 ship standard with regular (carpet) glides unless specified otherwise.
 For all other construction details, colour, finish and stain choices see page 6 or www.keilhauerpricelist.com.

			Gr A	Gr B	Gr C	Gr D	Gr E	Gr F	Gr G	Gr H			
	9000	in.	W 41.25 D 32.5 H 27.75 SH 15.75 AH 27.75										
		COM	2490	Fabric	2683	2760	2837	2952	3068	3183	3299	3414	3.5 Yds.
		COL	2739	Leather	3751	4167	4643						59.5 Sq. Ft.
		Meet chair on swivel base - SH 15.75											
	9001	in.	W 41.25 D 32.5 H 26.75-27 SH 14.25-14.5 AH 26.75-27										
		COM	1890	Fabric	2083	2160	2237	2352	2468	2583	2699	2814	3.5 Yds.
		COL	2079	Leather	3091	3507	3983						59.5 Sq. Ft.
		Meet chair on glides - SH 14.25											
	9002	in.	W 41.25 D 32.5 H 27.75 SH 17.25 AH 27.75										
		COM	2490	Fabric	2683	2760	2837	2952	3068	3183	3299	3414	3.5 Yds.
		COL	2739	Leather	3751	4167	4643						59.5 Sq. Ft.
		Meet chair on swivel base - SH 17.25											
	9003	in.	W 41.25 D 32.5 H 26.75-27 SH 15.75-16 AH 26.75-27										
		COM	1890	Fabric	2083	2160	2237	2352	2468	2583	2699	2814	3.5 Yds.
		COL	2079	Leather	3091	3507	3983						59.5 Sq. Ft.
		Meet chair on glides - SH 15.75											
	9011	in.	W 26.75 D 25.5 H 29.5 SH 17.25 AH 29.5										
		COM	2050	Fabric	2270	2358	2446	2578	2710	2842	2974	3106	4 Yds.
		COL	2255	Leather	3411	3887	4431						68 Sq. Ft.
		Work chair											
	9020	in.	W 29.5 D 29.5 H 33.25 SH 16.75 AH 21.25										
		COM	1380	Fabric	1532	1592	1653	1743	1834	1925	2016	2106	2.75 Yds.
		COL	1518	Leather	2313	2640	3014						46.75 Sq. Ft.
		Relax chair on sled base											
	9021	in.	W 29.5 D 30 H 33 SH 16.5 AH 21										
		COM	1590	Fabric	1742	1802	1863	1953	2044	2135	2226	2316	2.75 Yds.
		COL	1749	Leather	2544	2871	3245						46.75 Sq. Ft.
		Relax chair on 4-star pedestal base in polished aluminum											
	9022	in.	W 27.5 D 15.25 H 17.75										
		COM	670	Fabric	739	767	794	835	877	918	959	1000	1.25 Yds.
		COL	737	Leather	1111	1265	1441						22 Sq. Ft.
		Relax Ottoman											








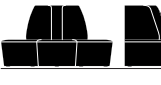



 Sled Base
 Glide Options
 Regular Glides (for carpet)
 Felt Glides (for hard floors)

LOUNGE SEATING

EFFECTIVE SEPTEMBER 1, 2016




CAHOOTS

CONTINUED
Design EOOS

				Gr A	Gr B	Gr C	Gr D	Gr E	Gr F	Gr G	Gr H		
	in.	W 32 D 33.25 H 38 SH 16.25											
		COM	1530	Fabric	1778	1877	1976	2124	2273	2421	2570	2718	4.5 Yds.
		COL	1683	Leather	2992	3531	4147						77 Sq. Ft.
9030		Mingle single seat center - Includes ganging hardware											
	in.	W 32 D 33.25 H 38 SH 16.25											
		COM	1530	Fabric	1778	1877	1976	2124	2273	2421	2570	2718	4.5 Yds.
		COL	1683	Leather	2992	3531	4147						77 Sq. Ft.
9031		Mingle single seat center - Stand alone unit											
	in.	W 55.5 D 33.25 H 38 SH 16.25											
		COM	2650	Fabric	3063	3228	3393	3640	3888	4135	4383	4630	7.5 Yds.
		COL	2915	Leather	5083	5975	6995						127.5 Sq. Ft.
9032		Mingle 2-seater center - Includes ganging hardware											
	in.	W 55.5 D 33.25 H 38 SH 16.25											
		COM	2650	Fabric	3063	3228	3393	3640	3888	4135	4383	4630	7.5 Yds.
		COL	2915	Leather	5083	5975	6995						127.5 Sq. Ft.
9033		Mingle 2-seater center - Stand alone unit											
	in.	W 43.75 D 50.25 H 38 SH 16.25											
		COM	3200	Fabric	3585	3739	3893	4124	4355	4586	4817	5048	7 Yds.
		COL	3520	Leather	5543	6376	7328						119 Sq. Ft.
9040		Mingle inside corner - Includes ganging hardware											
	in.	W 32 D 33.25 H 38 SH 16.25											
		COM	1990	Fabric	2238	2337	2436	2584	2733	2881	3030	3178	4.5 Yds.
		COL	2189	Leather	3490	4025	4637						76.5 Sq. Ft.
9041		Mingle single seat end REF (right edge facing) - Includes ganging hardware											
	in.	W 55 D 33.25 H 38 SH 16.25											
		COM	2840	Fabric	3253	3418	3583	3830	4078	4325	4573	4820	7.5 Yds.
		COL	3124	Leather	5292	6184	7204						127.5 Sq. Ft.
9042		Mingle 2-seater end REF (right edge facing) - Includes ganging hardware											
	in.	W 48.5 D 49.75 H 38 SH 16.25											
		COM	3700	Fabric	4085	4239	4393	4624	4855	5086	5317	5548	7 Yds.
		COL	4070	Leather	6093	6926	7878						119 Sq. Ft.
9050		Mingle outside corner - Includes ganging hardware											
	in.	W 32 D 33.25 H 38 SH 16.25											
		COM	1990	Fabric	2238	2337	2436	2584	2733	2881	3030	3178	4.5 Yds.
		COL	2189	Leather	3490	4025	4637						76.5 Sq. Ft.
9051		Mingle single seat end LEF (left edge facing) - Includes ganging hardware											
	in.	W 55 D 33.25 H 38 SH 16.25											
		COM	2840	Fabric	3253	3418	3583	3830	4078	4325	4573	4820	7.5 Yds.
		COL	3124	Leather	5292	6184	7204						127.5 Sq. Ft.
9052		Mingle 2-seater end LEF (left edge facing) - Includes ganging hardware											











LOUNGE SEATING

EFFECTIVE SEPTEMBER 1, 2016

				Gr A	Gr B	Gr C	Gr D	Gr E	Gr F	Gr G	Gr H		
CAL		Shipped standard with chrome legs, unless specified otherwise.											
Design Mark Kapka		For all other construction details, colour, finish and stain choices see page 6 or www.keilhauerpricelist.com .											
	in.	W 27.5 D 17 H 15.5 SH 15.5											
		COM	700	Fabric	755	777	799	832	865	898	931	964	1 Yd.
		COL	770	Leather	1059	1178	1314						17 Sq. Ft.
	6600	Ottoman											
	in.	W 22 D 22 H 33.5 SH 18.5 AH 25.5											
		COM	1350	Fabric	1433	1466	1499	1548	1598	1647	1697	1746	1.5 Yds.
		COL	1485	Leather	1885	2049	2237						23.5 Sq. Ft.
	6601	Side chair with arms											
	in.	W 28 D 27 H 30 SH 17 AH 23											
		COM	1410	Fabric	1507	1545	1584	1641	1699	1757	1815	1872	1.75 Yds.
		COL	1551	Leather	2057	2265	2503						29.75 Sq. Ft.
	6611	Lounge chair with arms											










LOUNGE SEATING

EFFECTIVE SEPTEMBER 1, 2016

		Gr A	Gr B	Gr C	Gr D	Gr E	Gr F	Gr G	Gr H				
CANAL		Shipped standard with PN00 Nickel Plate legs, unless specified otherwise.											
Design Scot Laughton		For all other construction details, colour, finish and stain choices see page 6 or www.keilhauerpricelist.com .											
	in.	W 38 D 30 H 26 SH 16 AH 26											
		COM	2290	Fabric	2565	2675	2785	2950	3115	3280	3445	3610	5 Yds.
		COL	2519	Leather	3964	4559	5239						85 Sq. Ft.
	3211	Lounge chair											
	in.	W 64.5 D 30 H 26 SH 16 AH 26											
		COM	3490	Fabric	3875	4029	4183	4414	4645	4876	5107	5338	7 Yds.
		COL	3839	Leather	5862	6695	7647						119 Sq. Ft.
	3212	2 seater sofa (64.5")											
	in.	W 91.5 D 30 H 26 SH 16 AH 26											
		COM	4390	Fabric	4885	5083	5281	5578	5875	6172	6469	6766	9 Yds.
		COL	4829	Leather	7430	8501	9725						153 Sq. Ft.
	3213	3 seater sofa											
	in.	W 78 D 30 H 26 SH 16 AH 26											
		COM	3790	Fabric	4203	4368	4533	4780	5028	5275	5523	5770	7.5 Yds.
		COL	4169	Leather	6345	7241	8265						128 Sq. Ft.
	3214	2 seater sofa (78")											
	in.	W 91.5 D 30 H 26 SH 16 AH 26											
		COM	4390	Fabric	4885	5083	5281	5578	5875	6172	6469	6766	9 Yds.
		COL	4829	Leather	7430	8501	9725						153 Sq. Ft.
	3215	3 seater sofa with 2 seat cushions											
	in.	W 27 D 23 H 16											
		COM	1600	Fabric	1710	1754	1798	1864	1930	1996	2062	2128	2 Yds.
		COL	1760	Leather	2338	2576	2848						34 Sq. Ft.
	3200	Ottoman											
	in.	W 54 D 23 H 16											
		COM	2550	Fabric	2715	2781	2847	2946	3045	3144	3243	3342	3 Yds.
		COL	2805	Leather	3740	4125	4565						55 Sq. Ft.
	3232	2 seater bench (54")											
	in.	W 81 D 23 H 16											
		COM	3210	Fabric	3458	3557	3656	3804	3953	4101	4250	4398	4.5 Yds.
		COL	3531	Leather	4832	5367	5979						76.5 Sq. Ft.
	3233	3 seater bench											
	in.	W 67.5 D 23 H 16											
		COM	2990	Fabric	3183	3260	3337	3452	3568	3683	3799	3914	3.5 Yds.
		COL	3289	Leather	4301	4717	5193						59.5 Sq. Ft.
	3234	2 seater bench (67.5")											
	in.	W 81 D 23 H 16											
		COM	3210	Fabric	3458	3557	3656	3804	3953	4101	4250	4398	4.5 Yds.
		COL	3531	Leather	4832	5367	5979						76.5 Sq. Ft.
	3235	3 seater bench with 2 seat cushions											

LOUNGE SEATING

EFFECTIVE SEPTEMBER 1, 2016

			Gr A	Gr B	Gr C	Gr D	Gr E	Gr F	Gr G	Gr H				
CASCADE			For all other construction details, colour, finish and stain choices see page 6 or www.keilhauerpricelist.com .											
	1000	in.	W 25.5 D 25.5 H 17											
			COM	1090	Fabric	1214	1264	1313	1387	1462	1536	1610	1684	2.25 Yds.
			COL	1199	Leather	1709	1919	2159						30 Sq. Ft.
			Ottoman											
	1011	in.	W 35 D 36 H 27 SH 16 AH 21											
			COM	3090	Fabric	3489	3649	3808	4047	4287	4526	4765	5004	7.25 Yds.
			COL	3399	Leather	5269	6039	6919						110 Sq. Ft.
			Lounge chair											
	1012	in.	W 62 D 36 H 27 SH 16 AH 21											
			COM	4890	Fabric	5578	5853	6128	6540	6953	7365	7778	8190	12.5 Yds.
			COL	5379	Leather	8371	9603	11011						176 Sq. Ft.
			2 seater sofa											
	1013	in.	W 87 D 36 H 27 SH 16 AH 21											
			COM	6430	Fabric	7297	7643	7990	8509	9029	9549	10069	10588	15.75 Yds.
			COL	7073	Leather	11187	12881	14817						242 Sq. Ft.
			3 seater sofa											
	1022	in.	W 55 D 36 H 27 SH 16 AH 21											
			COM	4470	Fabric	5034	5260	5485	5823	6162	6500	6838	7176	10.25 Yds.
			COL	4917	Leather	7943	9189	10613						178 Sq. Ft.
			2 seater sofa with one arm - RAF (right arm facing)											
	1032	in.	W 55 D 36 H 27 SH 16 AH 21											
			COM	4470	Fabric	5034	5260	5485	5823	6162	6500	6838	7176	10.25 Yds.
			COL	4917	Leather	7943	9189	10613						178 Sq. Ft.
			2 seater sofa with one arm - LAF (left arm facing)											
	1023	in.	W 80 D 36 H 27 SH 16 AH 21											
			COM	6090	Fabric	6819	7111	7402	7839	8277	8714	9151	9588	13.25 Yds.
			COL	6699	Leather	11034	12819	14859						255 Sq. Ft.
			3 seater sofa with one arm - RAF (Right arm facing)											
	1033	in.	W 80 D 36 H 27 SH 16 AH 21											
			COM	6090	Fabric	6819	7111	7402	7839	8277	8714	9151	9588	13.25 Yds.
			COL	6699	Leather	11034	12819	14859						255 Sq. Ft.
			3 seater sofa with one arm - LAF (Left arm facing)											
	1041	in.	W 37 D 36 H 27 SH 16											
			COM	3900	Fabric	4395	4593	4791	5088	5385	5682	5979	6276	9 Yds.
			COL	4290	Leather	6347	7194	8162						121 Sq. Ft.
			Corner unit											

LOUNGE SEATING

EFFECTIVE SEPTEMBER 1, 2016

Gr A Gr B Gr C Gr D Gr E Gr F Gr G Gr H

CELIA
Design Mark Kapka

Shipped standard with chrome legs, unless otherwise specified.
For all other construction details, colour, finish and stain choices see page 6 or www.keilhauerpricelist.com.



in.

W 28 D 30 H 30 SH 17


COM	1120	Fabric	1244	1294	1343	1417	1492	1566	1640	1714	2.25 Yds.
COL	1232	Leather	1883	2150	2456						38.25 Sq. Ft.

Armless chair

Gr A Gr B Gr C Gr D Gr E Gr F Gr G Gr H

CHEMISTRY

Chemistry base is available in all black, all matte chrome, black base plate/matte chrome legs or matte chrome base plate/ black legs. See below for pricing information, as well for configuration details. Please contact customer service for more information at 1-877-701-5665 or customer.service@keilhauer.com For all other construction details, colour, finish and stain choices see page 6 or www.keilhauerpricelist.com.



W 67 D 32 H 3.5 Assembled Height 16.75

COM	1090	Fabric	1242	1302	1363	1453	1544	1635	1726	1816	2.75 Yds.
COL	1199	Leather	1994	2321	2695						46.75 Sq. Ft.

2-seater bench seat



W 12 D 12 H 13.25

590

Steel base

CONFIGURATION IDEAS

Prices are based on COM for 2-seater bench. Contact customer service for more information at 1-877-701-5665 or customer.service@keilhauer.com

<p>CHEM - 01 67002 - 1 67001 - 3 \$2860</p>	<p>CHEM - 02 67002 - 2 67001 - 5 \$5130</p>	<p>CHEM - 03 67002 - 2 67001 - 5 \$5130</p>	<p>CHEM - 04 67002 - 2 67001 - 6 67003 - 1 \$6110</p>	<p>CHEM - 05 67002 - 2 67001 - 6 67003 - 1 \$6110</p>	<p>CHEM - 06 67002 - 2 67001 - 6 67005 - 1 \$ 6110</p>	<p>CHEM - 07 67002 - 2 67001 - 6 67003 - 1 \$6110</p>
<p>CHEM - 08 67002 - 3 67001 - 7 \$7400</p>	<p>CHEM - 09 67002 - 3 67001 - 7 \$7400</p>	<p>CHEM - 10 67002 - 3 67001 - 9 67003 - 2 \$9360</p>	<p>CHEM - 11 67002 - 3 67001 - 9 67003 - 2 \$9360</p>	<p>CHEM - 12 67002 - 4 67001 - 9 67004 - 1 \$10160</p>	<p>CHEM - 13 67002 - 4 67001 - 12 67003 - 2 67005 - 1 \$12610</p>	
<p>CHEM - 14 67002 - 4 67001 - 12 67003 - 3 \$12610</p>	<p>CHEM - 15 67002 - 4 67001 - 12 67005 - 3 \$12610</p>	<p>CHEM - 16 67002 - 4 67001 - 12 67003 - 1 67005 - 2 \$12610</p>	<p>CHEM - 17 67002 - 8 67001 - 24 67004 - 2 67003 - 2 \$24640</p>			

LOUNGE SEATING








EFFECTIVE SEPTEMBER 1, 2016

Gr A Gr B Gr C Gr D Gr E Gr F Gr G Gr H

COACH

Design Ed Keilhauer

For Tablet Arm available on 6501 & 6511 only, specify TL - Tablet Left Arm Sitting or TR - Tablet Right Arm Sitting - add \$750.
For casters on 6501 & 6511, please add \$58.
For all other construction details, colour, finish and stain choices see page 6 or www.keilhauerpricelist.com.

in.		W 23.5 D 20.5 H 16											
	6500	COM	950	Fabric	1033	1066	1099	1148	1198	1247	1297	1346	1.5 Yds.
		COL	1045	Leather	1470	1645	1845						25 Sq. Ft.
		Ottoman											
in.		W 20 D 20 H 17											
	6502	COM	940	Fabric	1023	1056	1089	1138	1188	1237	1287	1336	1.5 Yds.
		COL	1034	Leather	1459	1634	1834						25 Sq. Ft.
		Ottoman											
in.		W 28 D 27 H 33.5 SH 18.5 AH 24.5											
	6501	COM	1830	Fabric	2050	2138	2226	2358	2490	2622	2754	2886	4 Yds.
		COL	2013	Leather	3050	3477	3965						61 Sq. Ft.
		Side chair											
in.		W 29 D 31 H 31 SH 16 AH 22											
	6511	COM	1870	Fabric	2090	2178	2266	2398	2530	2662	2794	2926	4 Yds.
		COL	2057	Leather	3179	3641	4169						66 Sq. Ft.
		Lounge chair											
in.		W 54 D 31 H 31 SH 16 AH 22											
	6512	COM	3250	Fabric	3622	3770	3919	4141	4364	4587	4810	5032	6.75 Yds.
		COL	3575	Leather	5258	5951	6743						99 Sq. Ft.
		2 seater sofa (54")											
in.		W 65 D 31 H 31 SH 16 AH 22											
	6523	COM	3400	Fabric	3827	3997	4168	4423	4679	4935	5191	5446	7.75 Yds.
		COL	3740	Leather	5865	6740	7740						125 Sq. Ft.
		2 seater sofa (65")											
in.		W 76 D 31 H 31 SH 16 AH 22											
	6513	COM	3990	Fabric	4430	4606	4782	5046	5310	5574	5838	6102	8 Yds.
		COL	4389	Leather	6939	7989	9189						150 Sq. Ft.
		3 seater sofa											







LOUNGE SEATING

EFFECTIVE SEPTEMBER 1, 2016

Gr A Gr B Gr C Gr D Gr E Gr F Gr G Gr H

COLLO Design E00S

4-leg steel base finish is available in powder coat or chrome. For chrome add \$65. 4-leg wood base is solid Ash and available in 10 stains. Steel bracket for wood legs is available in powder coat or chrome. For chrome, add \$50. For all other construction details, colour, finish and stain choices see page 6 or www.keilhauerpricelist.com.

Product	Dimensions	COM	Fabric	Gr A	Gr B	Gr C	Gr D	Gr E	Gr F	Gr G	Gr H	Area
 10162	in. W 20 D 25.5 H 30.75 SH 16.75	785		882	920	959	1016	1074	1132	1190	1247	1.75 Yds.
	COL	864	Leather	1370	1578	1816						29.75 Sq. Ft.
	Armless lounge chair with horizontal stitch detail, 4-leg steel base											
 10163	in. W 20 D 25.5 H 30.75 SH 16.75	1145		1242	1280	1319	1376	1434	1492	1550	1607	1.75 Yds.
	COL	1260	Leather	1766	1974	2212						29.75 Sq. Ft.
	Armless lounge chair with horizontal stitch detail, 4-leg wood base											
 10262	in. W 20 D 25.5 H 30.75 SH 16.75	700		797	835	874	931	989	1047	1105	1162	1.75 Yds.
	COL	770	Leather	1276	1484	1722						29.75 Sq. Ft.
	Armless lounge chair with 4-leg steel base											
 10263	in. W 20 D 25.5 H 30.75 SH 16.75	1060		1157	1195	1234	1291	1349	1407	1465	1522	1.75 Yds.
	COL	1166	Leather	1672	1880	2118						29.75 Sq. Ft.
	Armless lounge chair with 4-leg wood base											
 10362	in. W 27.25 D 26.25 H 30.5 SH 16.75 AH 24.5	1390		1514	1564	1613	1687	1762	1836	1910	1984	2.25 Yds.
	COL	1529	Leather	2180	2447	2753						38.25 Sq. Ft.
	Lounge chair with arms, 4-leg steel base											
 10363	in. W 27.25 D 26.25 H 30.5 SH 16.75 AH 24.5	1750		1874	1924	1973	2047	2122	2196	2270	2344	2.25 Yds.
	COL	1925	Leather	2576	2843	3149						38.25 Sq. Ft.
	Lounge chair with arms, 4-leg wood base											






To Order Specify

Product Name
Product Number
Frame Finish
Quantity
End User

<input type="checkbox"/> 10 Collo	<input type="checkbox"/> Arm Option	<input type="checkbox"/> 6 Lounge Chair	<input type="checkbox"/> Base	<input type="checkbox"/> Frame Finish	<input type="checkbox"/> Wood Bracket Finish
<input type="checkbox"/> 1 Armless with Horizontal Stitch Detail	<input type="checkbox"/> 2 Armless	<input type="checkbox"/> 3 With Arms	<input type="checkbox"/> 2 4-Leg Steel Base	<input type="checkbox"/> 3 4-Leg Wood Base	4-Leg Steel Base PC00 - Nickel PC01 - Onyx PC05 - Shale PC06 - Mica Chrome - Upcharge \$65
				4-Leg Wood Base AHM - Midnight AHS - Snow AHB - Blue AHP - Pink AHY - Yellow AHC - Chartreuse AHG - Dark Grey AHF - Fog AHN - Natural Ash AHW - Walnut on Ash	PC00 - Nickel PC01 - Onyx PC05 - Shale PC06 - Mica Chrome - Upcharge \$50

LOUNGE SEATING

EFFECTIVE SEPTEMBER 1, 2016

		Gr A	Gr B	Gr C	Gr D	Gr E	Gr F	Gr G	Gr H				
DARIO		Shipped standard with Polished Chrome legs, unless specified otherwise.											
Design Robin Rizzini		For all other construction details, colour, finish and stain choices see page 6 or www.keilhauerpricelist.com .											
	in.	W 34.5 D 33 H 31 SH 16.25 AH 16.25											
		COM	3070	Fabric	3400	3532	3664	3862	4060	4258	4456	4654	6 Yds.
		COL	3377	Leather	5247	6017	6897						110 Sq. Ft.
	7401	Lounge chair armless											
	in.	W 86 D 33 H 31 SH 16.25 AH 16.25											
		COM	5690	Fabric	6295	6537	6779	7142	7505	7868	8231	8594	11 Yds.
		COL	6259	Leather	9438	10747	12243						187 Sq. Ft.
	7403	3 seater sofa armless											
	in.	W 34.5 D 36 H 34 SH 18.5 AH 24.25											
		COM	3490	Fabric	4013	4222	4431	4744	5058	5371	5685	5998	9.5 Yds.
		COL	3839	Leather	6576	7703	8991						161 Sq. Ft.
	7411	Lounge chair with high arms											
	in.	W 86 D 36 H 34 SH 18.5 AH 24.25											
		COM	6640	Fabric	7575	7949	8323	8884	9445	10006	10567	11128	17 Yds.
		COL	7304	Leather	12217	14240	16552						289 Sq. Ft.
	7413	3 seater sofa with high arms											
	in.	W 86 D 33 H 16.25											
		COM	3990	Fabric	4320	4452	4584	4782	4980	5178	5376	5574	6 Yds.
		COL	4389	Leather	6174	6909	7749						105 Sq. Ft.
	7423	3 seater bench											











LOUNGE SEATING

EFFECTIVE SEPTEMBER 1, 2016
 UPDATED NOVEMBER 9, 2016

Gr A Gr B Gr C Gr D Gr E Gr F Gr G Gr H













DOKO
 Design Observatory

Doko seats are available in D-Mesh knit, Keilhauer textiles and leathers, or COM, COL, COV. For seats upholstered in D-Mesh knit, the COM price applies.
 For all other construction details, colour, finish and stain choices see page 6 or www.keilhauerpricelist.com.

	in.	W 22 D 22 H 16.25											
		COM	595	Fabric	637	653	670	694	719	744	769	793	0.75 Yds.
		COL	655	Leather	872	961	1063						12.75 Sq. Ft.
67014		Round pouf, plastic base											
	in.	W 13 D 13 H 14.75											
		COM	495	Fabric	523	534	545	561	578	594	611	627	0.5 Yds.
		COL	545	Leather	690	749	817						8.5 Sq. Ft.
67021		Child's round active perch, knit base											
	in.	W 13 D 13 H 14.75											
		COM	395	Fabric	423	434	445	461	478	494	511	527	0.5 Yds.
		COL	435	Leather	580	639	707						8.5 Sq. Ft.
67017		Child's round perch, plastic base											
	in.	W 13 D 13 H 14.75											
		COM	495	Fabric	523	534	545	561	578	594	611	627	0.5 Yds.
		COL	545	Leather	690	749	817						8.5 Sq. Ft.
67027		Child's round perch, knit base											
	in.	W 16 D 16 H 19.25											
		COM	525	Fabric	553	564	575	591	608	624	641	657	0.5 Yds.
		COL	578	Leather	723	782	850						8.5 Sq. Ft.
67012		Round active perch, plastic base											
	in.	W 16 D 16 H 19.25											
		COM	685	Fabric	713	724	735	751	768	784	801	817	0.5 Yds.
		COL	754	Leather	899	958	1026						8.5 Sq. Ft.
67022		Round active perch, knit base											
	in.	W 16 D 16 H 19.25											
		COM	525	Fabric	553	564	575	591	608	624	641	657	0.5 Yds.
		COL	578	Leather	723	782	850						8.5 Sq. Ft.
67018		Round perch, plastic base											
	in.	W 16 D 16 H 19.25											
		COM	685	Fabric	713	724	735	751	768	784	801	817	0.5 Yds.
		COL	754	Leather	899	958	1026						8.5 Sq. Ft.
67028		Round perch, knit base											
	in.	W 16 D 16 H 19.5											
		COM	525	Fabric	553	564	575	591	608	624	641	657	0.5 Yds.
		COL	578	Leather	723	782	850						8.5 Sq. Ft.
67013		Square perch, plastic base											
	in.	W 16 D 16 H 19.5											
		COM	685	Fabric	713	724	735	751	768	784	801	817	0.5 Yds.
		COL	754	Leather	899	958	1026						8.5 Sq. Ft.
67023		Square perch, knit base											

LOUNGE SEATING

EFFECTIVE SEPTEMBER 1, 2016
UPDATED NOVEMBER 9, 2016

				Gr A	Gr B	Gr C	Gr D	Gr E	Gr F	Gr G	Gr H		
DOKO Doko seats are available in D-Mesh knit, Keilhauer textiles and leathers, or COM, COL, COV. For seats upholstered in D-Mesh knit, the COM price applies. For all other construction details, colour, finish and stain choices see page 6 or www.keilhauerpricelist.com.													
Design Observatory													
	in.	W 22 D 22 H 16.25											
		COM	595	Fabric	637	653	670	694	719	744	769	793	0.75 Yds.
		COL	655	Leather	872	961	1063						12.75 Sq. Ft.
	67014	Round pouf, plastic base											
	in.	W 22 D 22 H 16.25											
		COM	795	Fabric	837	853	870	894	919	944	969	993	0.75 Yds.
		COL	875	Leather	1092	1181	1283						12.75 Sq. Ft.
	67024	Round pouf, knit base											
	in.	W 22 D 22 H 16.25											
		COM	595	Fabric	637	653	670	694	719	744	769	793	0.75 Yds.
		COL	655	Leather	872	961	1063						12.75 Sq. Ft.
	67015	Square pouf, plastic base											
	in.	W 22 D 22 H 16.25											
		COM	795	Fabric	837	853	870	894	919	944	969	993	0.75 Yds.
		COL	875	Leather	1092	1181	1283						12.75 Sq. Ft.
	67025	Square pouf, knit base											
	in.	W 44.25 D 44.25 H 16.5											
		COM	1955	Fabric	2120	2186	2252	2351	2450	2549	2648	2747	3 Yds.
		COL	2151	Leather	3018	3375	3783						51 Sq. Ft.
	67016	Large round pouf, plastic base											
	in.	W 44.25 D 44.25 H 16.5											
		COM	2435	Fabric	2600	2666	2732	2831	2930	3029	3128	3227	3 Yds.
		COL	2679	Leather	3546	3903	4311						51 Sq. Ft.
	67026	Large round pouf, knit base											

To Order Specify

	<input type="text" value="67"/>	<input type="text" value="0"/>	<input type="text"/>	<input type="text"/>	<input type="text"/>	<input type="text"/>	
Product Name	Doko	Seating	Base	Shape/Size	Standard Plastic Colours	D - Mesh Knit Colours	
Product Number							
Base Colour							
Seat Cover							
Quantity							
End User							
	<input type="text" value="1"/>	<input type="text" value="1"/>	<input type="text" value="5"/>		70 - Black	DM001 - Fuchsia	DM011 - Deep Teal
	Plastic Base	Child's Round Active Perch	Square pouf		71 - Maraschino	DM002 - Maraschino	DM012 - Blue Jay
					72 - Fuchsia	DM003 - Cayenne	DM013 - Navy
					73 - Sunflower	DM004 - Valencia	DM014 - Plum
					74 - Storm	DM005 - Sunflower	DM015 - Barley
					75 - Blue Jay	DM006 - Sprout	DM016 - Khaki
					76 - Clover	DM007 - Margarita	DM017 - Biscuit
					78 - Valencia	DM008 - Clover	DM018 - Storm
					79 - Plum	DM009 - Aztec	DM019 - Pepper
					80 - Biscuit	DM010 - Lagoon	DM020 - Black
					82 - Pepper		
	<input type="text" value="2"/>	<input type="text" value="2"/>	<input type="text" value="6"/>				
	Knit Base	Round Active Perch	Large Round Pouf				
	<input type="text" value="3"/>	<input type="text" value="3"/>	<input type="text" value="7"/>				
	Square Perch	Child's Round Perch					
	<input type="text" value="4"/>	<input type="text" value="4"/>	<input type="text" value="8"/>				
	Round Pouf	Round Perch					

LOUNGE SEATING




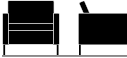
EFFECTIVE SEPTEMBER 1, 2016

Gr A Gr B Gr C Gr D Gr E Gr F Gr G Gr H

DOON

Chrome upcharge is \$300 per piece.

For all other construction details, colour, finish and stain choices see page 6 or www.keilhauerpricelist.com.

	in.	W 29 D 31 H 31.25 SH 17 AH 24											
		COM	1600	Fabric	1820	1908	1996	2128	2260	2392	2524	2656	4 Yds.
		COL	1760	Leather	2916	3392	3936						68 Sq. Ft.
1601		Chair – 22" wide (seat width)											
	in.	W 31 D 31 H 31.25 SH 17 AH 24											
		COM	1620	Fabric	1868	1967	2066	2214	2363	2511	2660	2808	4.5 Yds.
		COL	1782	Leather	3083	3618	4230						76.5 Sq. Ft.
1611		Chair – 24" wide (seat width)											
	in.	W 75.25 D 31 H 31.25 SH 17 AH 24											
		COM	2690	Fabric	3213	3422	3631	3944	4258	4571	4885	5198	9.5 Yds.
		COL	2959	Leather	5705	6835	8127						161.5 Sq. Ft.
1612		Sofa											
	in.	W 33 D 31 H 31.25 SH 17 AH 24											
		COM	1640	Fabric	1915	2025	2135	2300	2465	2630	2795	2960	5 Yds.
		COL	1804	Leather	3249	3844	4524						85 Sq. Ft.
1621		Chair – 26" wide (seat width)											


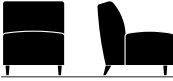



LOUNGE SEATING

EFFECTIVE SEPTEMBER 1, 2016

Gr A Gr B Gr C Gr D Gr E Gr F Gr G Gr H

EGLINTON
Design Scot Laughton



Shipped standard with PA00 Polished Aluminum legs, unless specified otherwise. For Tablet Arm available on 2911 only, specify TL - Tablet Left Arm Sitting or TR - Tablet Right Arm Sitting, and add \$750.
For all other construction details, colour, finish and stain choices see page 6 or www.keilhauerpricelist.com.

	2910	in.	W 21.5 D 21.5 H 16.5										
		COM	1040	Fabric	1123	1156	1189	1238	1288	1337	1387	1436	1.5 Yds.
		COL	1144	Leather	1654	1864	2104						30 Sq. Ft.
				Ottoman									
	2900	in.	W 25 D 33 H 30 SH 17.5										
		COM	1740	Fabric	1905	1971	2037	2136	2235	2334	2433	2532	3 Yds.
		COL	1914	Leather	2849	3234	3674						55 Sq. Ft.
				Armless lounge chair									
	2911	in.	W 31.75 D 33 H 30 SH 17.5 AH 24										
		COM	2290	Fabric	2552	2656	2761	2917	3074	3231	3388	3544	4.75 Yds.
		COL	2519	Leather	3964	4559	5239						85 Sq. Ft.
				Lounge chair									
	2912	in.	W 60 D 33 H 30 SH 17.5 AH 24										
		COM	3640	Fabric	4012	4160	4309	4531	4754	4977	5200	5422	6.75 Yds.
		COL	4004	Leather	6384	7364	8484						140 Sq. Ft.
				2 seater sofa									
	2913	in.	W 84 D 33 H 30 SH 17.5 AH 24										
		COM	4490	Fabric	5013	5222	5431	5744	6058	6371	6685	6998	9.5 Yds.
		COL	4939	Leather	8169	9499	11019						190 Sq. Ft.
				3 seater sofa									

FELT










Design Brent Corder

Shipped standard with PN00 Nickel Plate legs. To order specify FF01 - Off White (comes with natural leather), FF02 - Grey Mix (comes with black leather).
For all other construction details, colour, finish and stain choices see page 6 or www.keilhauerpricelist.com.

	in.	W 22 D 22 H 15.5
3300	4000	Ottoman
	in.	W 38.5 D 33 H 30 SH 15.5 AH 22
3311	11000	Lounge chair

LOUNGE SEATING







EFFECTIVE SEPTEMBER 1, 2016

		G A	G B	G C	G D	G E	G F	G G	G H				
GRAND		Shipped standard with PN00 Nickel Plate legs, unless specified otherwise.											
Design Scot Laughton		For all other construction details, colour, finish and stain choices see page 6 or www.keilhauerpricelist.com .											
	in.	W 40 D 40 H 16											
		COM	2490	Fabric	2793	2914	3035	3216	3398	3579	3761	3942	5.5 Yds.
		COL	2739	Leather	4337	4995	5747						94 Sq. Ft.
3100		Ottoman											
	in.	W 40 D 37 H 31 SH 16 AH 23											
		COM	3290	Fabric	3730	3906	4082	4346	4610	4874	5138	5402	8 Yds.
		COL	3619	Leather	5931	6883	7971						136 Sq. Ft.
3111		Lounge chair											
	in.	W 67 D 37 H 31 SH 16 AH 23											
		Com	4990	Fabric	5678	5953	6228	6640	7053	7465	7878	8290	12.5 Yds.
		COL	5489	Leather	9093	10577	12273						212 Sq. Ft.
3112		2 seater sofa (67")											
	in.	W 82 D 37 H 31 SH 16 AH 23											
		COM	5690	Fabric	6433	6730	7027	7472	7918	8363	8809	9254	13.5 Yds.
		COL	6259	Leather	10152	11755	13587						229 Sq. Ft.
3114		2 seater sofa (82")											
	in.	W 94 D 37 H 31 SH 16 AH 23											
		COM	6490	Fabric	7508	7915	8322	8932	9543	10153	10764	11374	18.5 Yds.
		COL	7139	Leather	12239	14339	16739						300 Sq. Ft.
3113		3 seater sofa											
	in.	W 33.5 D 62 H 31 SH 16 AH 23											
		COM	4290	Fabric	4758	4945	5132	5412	5693	5973	6254	6534	8.5 Yds.
		COL	4719	Leather	7269	8319	9519						150 Sq. Ft.
3115		Fully upholstered chaise - LAF (Left arm facing)											
	in.	W 33.5 D 62 H 31 SH 16 AH 23											
		COM	4290	Fabric	4758	4945	5132	5412	5693	5973	6254	6534	8.5 Yds.
		COL	4719	Leather	7269	8319	9519						150 Sq. Ft.
3116		Fully upholstered chaise - RAF (Right arm facing)											
	in.	W 60.5 D 37 H 31 SH 16 AH 23											
		COM	4890	Fabric	5495	5737	5979	6342	6705	7068	7431	7794	11 Yds.
		COL	5379	Leather	8609	9939	11459						190 Sq. Ft.
3117		Fully upholstered 2 seater - LAF (Left arm facing)											
	in.	W 60.5 D 37 H 31 SH 16 AH 23											
		COM	4890	Fabric	5495	5737	5979	6342	6705	7068	7431	7794	11 Yds.
		COL	5379	Leather	8609	9939	11459						190 Sq. Ft.
3118		Fully upholstered 2 seater - RAF (Right arm facing)											

LOUNGE SEATING

EFFECTIVE SEPTEMBER 1, 2016

GRAND CONTINUED

				Gr A	Gr B	Gr C	Gr D	Gr E	Gr F	Gr G	Gr H		
		in.	W 87.5 D 37 H 31 SH 16 AH 23										
		COM	6190	Fabric	7015	7345	7675	8170	8665	9160	9655	10150	15 Yds.
		COL	6809	Leather	11144	12929	14969						255 Sq. Ft.
		3119	Fully upholstered 3 seater - LAF (Left arm facing)										
		in.	W 87.5 D 37 H 31 SH 16 AH 23										
		COM	6190	Fabric	7015	7345	7675	8170	8665	9160	9655	10150	15 Yds.
		COL	6809	Leather	11144	12929	14969						255 Sq. Ft.
		3120	Fully upholstered 3 seater - RAF (Right arm facing)										
		in.	W 37 D 37 H 31 SH 16										
		COM	3890	Fabric	4275	4429	4583	4814	5045	5276	5507	5738	7 Yds.
		COL	4279	Leather	6472	7375	8407						129 Sq. Ft.
		3141	Corner unit										

To Order Specify

Product Name
Product Number
Leg Finish
Leg Stain(Maple Only)
Quantity
End User



Leg Finish

PN00 - Nickel Plate (Standard)
Chrome
PC01 - Onyx
PC05 - Shale
PC06 - Mica

M - Maple (Select Stain)
C - Cherry with clear coat
W - Walnut with clear coat



Wood Leg Stains

W21 - Natural Maple
W22 - Natural Cherry
W23 - Medium Cherry
W24 - Dark Cherry
W25 - Walnut
W26 - Mahogany
W27 - Solid Black
W28 - Black Stain
W30 - Honey


LOUNGE SEATING


EFFECTIVE SEPTEMBER 1, 2016

Gr A Gr B Gr C Gr D Gr E Gr F Gr G Gr H

HIGHLAND

Chrome upcharge is \$300 per piece.
 For all other construction details, colour, finish and stain choices see page 6 or www.keilhauerpricelist.com.

	in.	W 35.25 D 32.5 H 29 SH 16.75 AH 23.75										
	COM	1650	Fabric	1898	1997	2096	2244	2393	2541	2690	2838	4.5 Yds.
	COL	1815	Leather	3116	3651	4263						76.5 Sq. Ft.
	1641	Lounge chair										

	in.	W 80.5 D 32.5 H 29 SH 16.75 AH 23.75										
	COM	2880	Fabric	3320	3496	3672	3936	4200	4464	4728	4992	8 Yds.
	COL	3168	Leather	5480	6432	7520						136 Sq. Ft.
	1642	Sofa										


LOUNGE SEATING


EFFECTIVE SEPTEMBER 1, 2016

Gr A Gr B Gr C Gr D Gr E Gr F Gr G Gr H

HOWDEN

Metal legs available with PC00, PC01 or chrome. Chrome upcharge is \$300 per piece.
For all other construction details, colour, finish and stain choices see page 6 or www.keilhauerpricelist.com.

	in.	W 34.25 D 33.5 H 30.25 SH 17.5 AH 27.5										
	COM	2220	Fabric	2550	2682	2814	3012	3210	3408	3606	3804	6 Yds.
	COL	2442	Leather	4176	4890	5706						102 Sq. Ft.
	60011	Tuxedo Chair										

	in.	W 87 D 33.5 H 30.25 SH 17.5 AH 27.5										
	COM	3220	Fabric	3770	3990	4210	4540	4870	5200	5530	5860	10 Yds.
	COL	3542	Leather	6432	7622	8982						170 Sq. Ft.
	60013	Tuxedo Sofa										

To Order Specify



Metal Finishes

Product Name
Product Number
Upholstery
Base Finish
Quantity
End User

PC00 - Nickel
PC01 - Onyx
Chrome - \$300

LOUNGE SEATING










EFFECTIVE SEPTEMBER 1, 2016

G A G B G C G D G E G F G G G H

JUMBLE

Design Andrew Jones

To add ganging mechanism, specify G and add \$300 for short models and \$400 for long models.
For all other construction details, colour, finish and stain choices see page 6 or www.keilhauerpricelist.com.

	in.	W 36.5 D 21.5 H 17.25											
		COM	800	Fabric	938	993	1048	1130	1213	1295	1378	1460	2.5 Yds.
		COL	880	Leather	1603	1900	2240						42.5 Sq. Ft.
64136		Seat - short											
	in.	W 58 D 21.5 H 17.25											
		COM	1230	Fabric	1423	1500	1577	1692	1808	1923	2039	2154	3.5 Yds.
		COL	1353	Leather	2365	2781	3257						59.5 Sq. Ft.
64137		Seat - long											
	in.	W 36.5 D 15.75 H 23.75											
		COM	820	Fabric	930	974	1018	1084	1150	1216	1282	1348	2 Yds.
		COL	902	Leather	1480	1718	1990						34 Sq. Ft.
64146		Arm - short											
	in.	W 58 D 15.75 H 23.75											
		COM	1250	Fabric	1457	1539	1622	1745	1869	1993	2117	2240	3.75 Yds.
		COL	1375	Leather	2459	2905	3415						63.75 Sq. Ft.
64147		Arm - long											
	in.	W 36.5 D 15.75 H 28.5											
		COM	870	Fabric	1008	1063	1118	1200	1283	1365	1448	1530	2.5 Yds.
		COL	957	Leather	1680	1977	2317						42.5 Sq. Ft.
64156		Back - short											
	in.	W 58 D 15.75 H 28.5											
		COM	1300	Fabric	1548	1647	1746	1894	2043	2191	2340	2488	4.5 Yds.
		COL	1430	Leather	2731	3266	3878						76.5 Sq. Ft.
64157		Back - long											
	in.	W 36.5 D 21.5 H 17.25											
		COM	950	Fabric	1047	1085	1124	1181	1239	1297	1355	1412	1.75 Yds.
		COL	1045	Leather	1551	1759	1997						29.75 Sq. Ft.
64236		Seat - short, with kick protect border											
	in.	W 58 D 21.5 H 17.25											
		COM	1380	Fabric	1532	1592	1653	1743	1834	1925	2016	2106	2.75 Yds.
		COL	1518	Leather	2313	2640	3014						46.75 Sq. Ft.
64237		Seat - long, with kick protect border											
	in.	W 36.5 D 15.75 H 23.75											
		COM	970	Fabric	1067	1105	1144	1201	1259	1317	1375	1432	1.75 Yds.
		COL	1067	Leather	1573	1781	2019						29.75 Sq. Ft.
64246		Arm - short, with kick protect border											

LOUNGE SEATING

EFFECTIVE SEPTEMBER 1, 2016

G A G B G C G D G E G F G G G H

JUMBLE

CONTINUED

Design Andrew Jones

To add ganging mechanism, specify G and add \$300 for short models and \$400 for long models.
For all other construction details, colour, finish and stain choices see page 6 or www.keilhauerpricelist.com.



in.	W 58 D 15.75 H 23.75											
64247	COM	1400	Fabric	1579	1651	1722	1829	1937	2044	2151	2258	3.25 Yds.
	COL	1540	Leather	2480	2866	3308						55.25 Sq. Ft.
	Arm - long, with kick protect border											



in.	W 36.5 D 15.75 H 28.5											
64256	COM	1020	Fabric	1117	1155	1194	1251	1309	1367	1425	1482	1.75 Yds.
	COL	1122	Leather	1628	1836	2074						29.75 Sq. Ft.
	Back - short, with kick protect border											



in.	W 58 D 15.75 H 28.5											
64257	COM	1450	Fabric	1657	1739	1822	1945	2069	2193	2317	2440	3.75 Yds.
	COL	1595	Leather	2679	3125	3635						63.75 Sq. Ft.
	Back - long, with kick protect border											










To Order Specify

64	<input type="checkbox"/>	<input type="checkbox"/>	<input type="checkbox"/>	<input type="checkbox"/>
Jumble	Kick Protect Border	Height	Length	Ganging
	1	3	6	G
	Without	Seat	Short	Ganging
	2	4	7	N
	With	Arm	Long	No Ganging
		5		
		Back		

Product Name
Product Number
Ganging Option
Fabric
Quantity
End User

LOUNGE SEATING











EFFECTIVE SEPTEMBER 1, 2016
 UPDATED DECEMBER 16, 201666

				Gr A	Gr B	Gr C	Gr D	Gr E	Gr F	Gr G	Gr H		
<p>JUXTA Design E00S</p> <p>4-star and 5-star chairs available in PA00 Polished Aluminum or PC23 Dark Grey. 4-leg or sled base chairs available in PC00 Nickel, PC01 Onyx, PC05 Shale, PC06 Mica, PC23 Dark Grey or chrome (for chrome add \$30). For tablet models, tablet arm matches base. Tablet surface is black urethane at no upcharge, Standard Laminate (\$300 upcharge), or Matte Laminate (\$345 upcharge). For softwheel casters, specify SOF add \$58. Models 45230, 45330, 45430, and 45530 ship standard with regular (carpet) glides unless specified otherwise. For all other construction details, colour, finish and stain choices see page 6 or www.keilhauerpricelist.com.</p>													
	in.	W 24.5 D 27.75 H 34.25 SH 16.25											
		COM	1360	Fabric	1457	1495	1534	1591	1649	1707	1765	1822	1.75 Yds.
		COL	1496	Leather	2002	2210	2448						29.75 Sq. Ft.
45220		Low back armless, 4-leg, lounge height											
	in.	W 24.5 D 27.75 H 32.75 SH 16.25											
		COM	1450	Fabric	1547	1585	1624	1681	1739	1797	1855	1912	1.75 Yds.
		COL	1595	Leather	2101	2309	2547						29.75 Sq. Ft.
45230		Low back armless, sled base											
	in.	W 24.5 D 27.75 H 34.25 SH 16.25											
		COM	1580	Fabric	1677	1715	1754	1811	1869	1927	1985	2042	1.75 Yds.
		COL	1738	Leather	2244	2452	2690						29.75 Sq. Ft.
45240		Low back armless, 4-star base, glides											
	in.	W 37 D 27.75 H 34.25 SH 16.25											
		COM	1890	Fabric	1987	2025	2064	2121	2179	2237	2295	2352	1.75 Yds.
		COL	2079	Leather	2585	2793	3031						29.75 Sq. Ft.
45241		Low back armless, 4-star base with tablet											
	in.	W 25.75 D 28.25 H 35.25 SH 17.25											
		COM	1600	Fabric	1697	1735	1774	1831	1889	1947	2005	2062	1.75 Yds.
		COL	1760	Leather	2266	2474	2712						29.75 Sq. Ft.
45250		Low back armless, 5-star base, casters											
	in.	W 38.25 D 28.25 H 35.25 SH 17.25											
		COM	1910	Fabric	2007	2045	2084	2141	2199	2257	2315	2372	1.75 Yds.
		COL	2101	Leather	2607	2815	3053						29.75 Sq. Ft.
45251		Low back armless, 5-star base with tablet											
	in.	W 31.75 D 25.5 H 29.25 SH 16.25 AH 25.75											
		COM	1550	Fabric	1660	1704	1748	1814	1880	1946	2012	2078	2 Yds.
		COL	1705	Leather	2283	2521	2793						34 Sq. Ft.
45320		Low back w/arms, 4-leg, lounge height											
	in.	W 31.75 D 25.5 H 29.25 SH 16.25 AH 25.75											
		COM	1640	Fabric	1750	1794	1838	1904	1970	2036	2102	2168	2 Yds.
		COL	1804	Leather	2382	2620	2892						34 Sq. Ft.
45330		Low back w/arms, sled base											
	in.	W 31.5 D 24.5 H 29.25 SH 16.25 AH 25.75											
		COM	1770	Fabric	1880	1924	1968	2034	2100	2166	2232	2298	2 Yds.
		COL	1947	Leather	2525	2763	3035						34 Sq. Ft.
45340		Low back w/arms, 4-star base, glides											

LOUNGE SEATING

EFFECTIVE SEPTEMBER 1, 2016






JUXTA CONTINUED

				Gr A	Gr B	Gr C	Gr D	Gr E	Gr F	Gr G	Gr H		
	in.	W 33 D 26.5 H 29.25 SH 16.25 AH 25.75											
		COM	2080	Fabric	2190	2234	2278	2344	2410	2476	2542	2608	2 Yds.
		COL	2288	Leather	2866	3104	3376						34 Sq. Ft.
	45341	Low back w/arms, 4-star base with tablet											
	in.	W 31.5 D 24.5 H 30.25 SH 17.25 AH 25.75											
		COM	1790	Fabric	1900	1944	1988	2054	2120	2186	2252	2318	2 Yds.
		COL	1969	Leather	2547	2785	3057						34 Sq. Ft.
	45350	Low back w/arms, 5-star base, casters											
	in.	W 33 D 26.5 H 30.25 SH 17.25 AH 25.75											
		COM	2100	Fabric	2210	2254	2298	2364	2430	2496	2562	2628	2 Yds.
		COL	2310	Leather	2888	3126	3398						34 Sq. Ft.
	45351	Low back w/arms, 5-star base with tablet											
	in.	W 24.75 D 29.5 H 41.5 SH 16.25											
		COM	1610	Fabric	1734	1784	1833	1907	1982	2056	2130	2204	2.25 Yds.
		COL	1771	Leather	2422	2689	2995						38.25 Sq. Ft.
	45420	High back armless, 4-leg, lounge height											
	in.	W 24.75 D 29.5 H 41.5 SH 16.25											
		COM	1700	Fabric	1824	1874	1923	1997	2072	2146	2220	2294	2.25 Yds.
		COL	1870	Leather	2521	2788	3094						38.25 Sq. Ft.
	45430	High back armless, sled base											
	in.	W 24.5 D 28.5 H 41.5 SH 16.25											
		COM	1830	Fabric	1954	2004	2053	2127	2202	2276	2350	2424	2.25 Yds.
		COL	2013	Leather	2664	2931	3237						38.25 Sq. Ft.
	45440	High back armless, 4-star base, glides											
	in.	W 33.75 D 28.5 H 41.5 SH 16.25											
		COM	2140	Fabric	2264	2314	2363	2437	2512	2586	2660	2734	2.25 Yds.
		COL	2354	Leather	3005	3272	3578						38.25 Sq. Ft.
	45441	High back armless, 4-star base with tablet											
	in.	W 24.5 D 28.5 H 42.25 SH 17.25											
		COM	1850	Fabric	1974	2024	2073	2147	2222	2296	2370	2444	2.25 Yds.
		COL	2035	Leather	2686	2953	3259						38.25 Sq. Ft.
	45450	High back armless, 5-star base, casters											
	in.	W 33.75 D 28.5 H 42.25 SH 17.25											
		COM	2160	Fabric	2284	2334	2383	2457	2532	2606	2680	2754	2.25 Yds.
		COL	2376	Leather	3027	3294	3600						38.25 Sq. Ft.
	45451	High back armless, 5-star base with tablet											
	in.	W 28 D 28.5 H 41.5 SH 16.25 AH 23.25											
		COM	1810	Fabric	1934	1984	2033	2107	2182	2256	2330	2404	2.25 Yds.
		COL	1991	Leather	2642	2909	3215						38.25 Sq. Ft.
	45520	High back w/arms, 4-leg, lounge height											

LOUNGE SEATING

EFFECTIVE SEPTEMBER 1, 2016

JUXTA CONTINUED

				Gr A	Gr B	Gr C	Gr D	Gr E	Gr F	Gr G	Gr H	
	in.	W 28 D 28.5 H 41.5 SH 16.25 AH 23.25										
	COM	1900	Fabric	2024	2074	2123	2197	2272	2346	2420	2494	2.25 Yds.
	COL	2090	Leather	2741	3008	3314						38.25 Sq. Ft.
	45530	High back w/arms, sled base										
	in.	W 28.5 D 28.5 H 41.5 SH 16.25 AH 23.25										
	COM	2030	Fabric	2154	2204	2253	2327	2402	2476	2550	2624	2.25 Yds.
	COL	2233	Leather	2884	3151	3457						38.25 Sq. Ft.
	45540	High back w/arms, 4-star base										
	in.	W 35.5 D 28.5 H 41.5 SH 16.25 AH 23.25										
	COM	2340	Fabric	2464	2514	2563	2637	2712	2786	2860	2934	2.25 Yds.
	COL	2574	Leather	3225	3492	3798						38.25 Sq. Ft.
	45541	High back w/arms, 4-star base with tablet										
	in.	W 28.5 D 28.5 H 42.25 SH 17.25 AH 24										
	COM	2050	Fabric	2174	2224	2273	2347	2422	2496	2570	2644	2.25 Yds.
	COL	2255	Leather	2906	3173	3479						38.25 Sq. Ft.
	45550	High back w/arms, 5-star base										
	in.	W 35.5 D 28.5 H 42.25 SH 17.25 AH 24										
	COM	2360	Fabric	2484	2534	2583	2657	2732	2806	2880	2954	2.25 Yds.
	COL	2596	Leather	3247	3514	3820						38.25 Sq. Ft.
	45551	High back w/arms, 5-star base with tablet										

To Order Specify

Product Name
Product Number
Upholstery
Base Finish
Glide Option (sled base only)
Quantity
End User

45
Juxta

Chair Style

Base

Base Finishes (4- & 5 star)

Base Finishes (4-leg & sled)

Laminate Tablet

Sled Base
Glide Options

PA00 - Polished Aluminum
PC23 - Dark Grey

PC00 - Nickel
PC01 - Onyx
PC05 - Slate
PC06 - Mica
PC23 - Dark Grey
Chrome (add \$30)

Standard Laminates - \$300
Upcharge

Lam11 - Manitoba Maple
Lam12 - Monticello Maple
Lam13 - Fonthill Pear
Lam14 - Biltmore Cherry
Lam15 - Hampton Walnut
Lam16 - Montana Walnut
Lam17 - Xanadu
Lam18 - Studio Teak
Lam19 - Cafelle
Lam20 - Honduran Mahogany
Lam21 - Empire Mahogany
Lam22 - Walnut Heights
Lam31 - Designer White
Lam32 - Antique White
Lam33 - Alabaster
Lam34 - Haze
Lam35 - Slate Grey
Lam36 - Dove Grey
Lam37 - North Sea
Lam39 - Crisp Linen
Lam40 - Venetian Ale
Lam41 - Cosmic Strandz
Lam42 - Vapor Strandz
909 - Black

Matte Laminates - \$345
Upcharge

Lam60 - Bianco Alaska
Lam61 - Bianco Kos
Lam62 - Bianco Malé
Lam63 - Grigio Efeso
Lam64 - Beige Luxor
Lam65 - Rosa Colorado
Lam66 - Castoro Ottawa
Lam67 - Grigio Londra
Lam68 - Grigio Bromo
Lam69 - Blu Delft
Lam70 - Nero Ingo
Lam71 - Titanio Doha
Lam72 - Zinco Doha
Lam73 - Bronzo Doha
Lam74 - Piombo Doha

Regular Glides (for carpet)
Felt Glides (for hard floors)

2

Low Back Armless

20

4-leg Lounge Height

3

Low Back with Arms

30

Sled Base

4

High Back Armless

40

4-star, Glides

5

High Back with Arms

50

5-star, Casters

41

4-star with Tablet, Glides

51

5-star with Tablet, Casters

LOUNGE SEATING

EFFECTIVE SEPTEMBER 1, 2016

Gr A Gr B Gr C Gr D Gr E Gr F Gr G Gr H

KM-ROUND BACK LOUNGE

Shipped with wood legs, available with standard stains.

For all other construction details, colour, finish and stain choices see page 6 or www.keilhauerpricelist.com.

Design Mark Kapka

in.

W 30.5 D 29.5 H 29.75 SH 17 AH 26.75



59311

COM	1940	Fabric	2160	2248	2336	2468	2600	2732	2864	2996	4 Yds.
COL	2134	Leather	3290	3766	4310						68 Sq. Ft.

Lounge chair

To Order Specify

Product Name
Product Number
Upholstery
Wood Finish
Quantity
End User



Wood Finishes

- W21 - Natural Maple
- W22 - Natural Cherry
- W23 - Medium Cherry
- W24 - Dark Cherry
- W25 - Walnut
- W26 - Mahogany
- W27 - Solid Black
- W28 - Black Stain
- W30 - Honey

LOUNGE SEATING

EFFECTIVE SEPTEMBER 1, 2016

Gr A Gr B Gr C Gr D Gr E Gr F Gr G Gr H

KM-CLASSIC LOW ARM

Design Mark Kapka

Shipped with wood legs, available with standard stains.

For all other construction details, colour, finish and stain choices see page 6 or www.keilhauerpricelist.com.



in.

W 27.75 D 32 H 31.75 SH 16.75 AH 24.5

COM	2490	Fabric	2738	2837	2936	3084	3233	3381	3530	3678	4.5 Yds.
-----	------	--------	------	------	------	------	------	------	------	------	----------

COL	2739	Leather	4040	4575	5187						76.5 Sq. Ft.
-----	------	---------	------	------	------	--	--	--	--	--	--------------

59511

Lounge chair



in.

W 74 D 32 H 31.75 SH 16.75 AH 24.5

COM	4620	Fabric	5115	5313	5511	5808	6105	6402	6699	6996	9 Yds.
-----	------	--------	------	------	------	------	------	------	------	------	--------

COL	5082	Leather	7683	8754	9978						153 Sq. Ft.
-----	------	---------	------	------	------	--	--	--	--	--	-------------

59513

Sofa

To Order Specify

Product Name
Product Number
Upholstery
Wood Finish
Quantity
End User



Wood Finishes

W21 - Natural Maple
W22 - Natural Cherry
W23 - Medium Cherry
W24 - Dark Cherry
W25 - Walnut
W26 - Mahogany
W27 - Solid Black
W28 - Black Stain
W30 - Honey

LOUNGE SEATING

EFFECTIVE SEPTEMBER 1, 2016



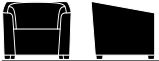

Gr A Gr B Gr C Gr D Gr E Gr F Gr G Gr H

KM-CLASSIC CLUB

Design Mark Kapka

Shipped with wood legs, available with standard stains.

For all other construction details, colour, finish and stain choices see page 6 or www.keilhauerpricelist.com.

	in.	W 35 D 34.5 H 29 SH 16.25 AH 25.5											
		COM	2530	Fabric	2805	2915	3025	3190	3355	3520	3685	3850	5 Yds.
	59601	COL	2783	Leather	4228	4823	5503						85 Sq. Ft.
		Lounge chair, small											
	in.	W 78 D 34.5 H 29 SH 16.25 AH 25.5											
		COM	4690	Fabric	5185	5383	5581	5878	6175	6472	6769	7066	9 Yds.
	59603	COL	5159	Leather	7760	8831	10055						153 Sq. Ft.
		Sofa, small											
	in.	W 39 D 37 H 28.75 SH 16.5 AH 25.75											
		COM	2550	Fabric	2839	2955	3070	3243	3417	3590	3763	3936	5.25 Yds.
	59611	COL	2805	Leather	4335	4965	5685						90 Sq. Ft.
		Lounge chair, large											
	in.	W 86.5 D 36 H 28.5 SH 16.5 AH 26											
		COM	4720	Fabric	5270	5490	5710	6040	6370	6700	7030	7360	10 Yds.
	59613	COL	5192	Leather	8082	9272	10632						1 70 Sq. Ft.
		Sofa, large											

To Order Specify

Product Name
Product Number
Upholstery
Wood Finish
Quantity
End User



Wood Finishes

W21 - Natural Maple
W22 - Natural Cherry
W23 - Medium Cherry
W24 - Dark Cherry
W25 - Walnut
W26 - Mahogany
W27 - Solid Black
W28 - Black Stain
W30 - Honey

LOUNGE SEATING

EFFECTIVE SEPTEMBER 1, 2016


Gr A Gr B Gr C Gr D Gr E Gr F Gr G Gr H


KM-MODERN LOUNGE

Design Mark Kapka

Shipped with wood legs, available with standard stains.

For all other construction details, colour, finish and stain choices see page 6 or www.keilhauerpricelist.com.

	in.	W 34.5 D 32.5 H 29 SH 16 AH 21.5										
	COM	2450	Fabric	2698	2797	2896	3044	3193	3341	3490	3638	4.5 Yds.
	COL	2695	Leather	3996	4531	5143						76.5 Sq. Ft.
59411		Lounge chair										

	in.	W 78 D 32.5 H 29 SH 16 AH 21.5										
	COM	4650	Fabric	5146	5344	5542	5839	6136	6433	6730	7027	9 Yds.
	COL	5115	Leather	7716	8787	10011						153 Sq. Ft.
59413		Sofa										

To Order Specify

Product Name
Product Number
Upholstery
Wood Finish
Quantity
End User



Wood Finishes
W21 - Natural Maple
W22 - Natural Cherry
W23 - Medium Cherry
W24 - Dark Cherry
W25 - Walnut
W26 - Mahogany
W27 - Solid Black
W28 - Black Stain
W30 - Honey

LOUNGE SEATING


EFFECTIVE SEPTEMBER 1, 2016

Gr A Gr B Gr C Gr D Gr E Gr F Gr G Gr H


KM-TUFTED TUXEDO

Design Mark Kapka

Shipped with wood legs (available with standard stains) or metal legs. Chair (59711) upcharge for metal legs is \$700 for powder coat (PC00, PC01) and \$1000 for chrome. Sofa (59713) upcharge for metal legs is \$1000 for powder coat (PC00, PC01) and \$1500 for chrome. For all other construction details, colour, finish and stain choices see page 6 or www.keilhauerpricelist.com.

	in.	W 34.5 D 34 H 29.5 SH 16.5 AH 27.5										
	COM	3100	Fabric	3430	3562	3694	3892	4090	4288	4486	4684	6 Yds.
	COL	3410	Leather	5144	5858	6674						102 Sq. Ft.

59711 Lounge chair

	in.	W 87 D 34 H 29.5 SH 16.5 AH 27.5										
	COM	4990	Fabric	5540	5760	5980	6310	6640	6970	7300	7630	10 Yds.
	COL	5489	Leather	8549	9809	11249						180 Sq. Ft.

59713 Sofa

To Order Specify

Product Name
Product Number
Upholstery
Base Material
Base Finish
Quantity
End User



Metal Base Finishes



Wood Base Finishes

59711
\$700 upcharge:
PC00 - Nickel
PC01 - Onyx
\$1000 upcharge:
Chrome

59713
\$1000 upcharge:
PC00 - Nickel
PC01 - Onyx
\$1500 upcharge:
Chrome

W21 - Natural Maple
W22 - Natural Cherry
W23 - Medium Cherry
W24 - Dark Cherry
W25 - Walnut
W26 - Mahogany
W27 - Solid Black
W28 - Black Stain
W30 - Honey

LOUNGE

EFFECTIVE SEPTEMBER 1, 2016
 UPDATED DECEMBER 16, 2016

Gr A Gr B Gr C Gr D Gr E Gr F Gr G Gr H

LO

Ships standard with regular (carpet) glides unless specified otherwise. Standard Keilhauer Powder Coats available. For Chrome add \$80.
 For all other construction details, colour, finish and stain choices see page 6 or www.keilhauerpricelist.com.

in.

W 31 D 25 H 15 SH 11

COM	1190	Fabric	1314	1364	1413	1487	1562	1636	1710	1784	2.25 Yds.
COL	1309	Leather	1960	2227	2533						38.25 Sq. Ft.



14100

Cushion on wire frame

To Order Specify

Product Name
 Product Number
 Upholstery
 Frame Finish
 Glide Option
 Quantity
 End User



Frame Finishes

PC00 Nickel
 PC01 Onyx
 PC05 Shale
 PC06 Mica
 Chrome - Upcharge: \$80



Sled Base
 Glide Options

Regular Glides (for carpet)
 Felt Glides (for hard floors)

LOUNGE SEATING

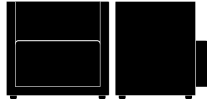
EFFECTIVE SEPTEMBER 1, 2016
 UPDATED SEPTEMBER 23, 2016

Gr A Gr B Gr C Gr D Gr E Gr F Gr G Gr H

MEOTA

Design Robin Rizzini

For all other construction details, colour, finish and stain choices see page 6 or www.keilhauerpricelist.com.



in.

8011

W 30 D 27 H 28.75 SH 17 AH 28.75

COM	1990	Fabric	2238	2337	2436	2584	2733	2881	3030	3178	4.5 Yds.
COL	2189	Leather	3515	4061	4685						78 Sq. Ft.

Lounge chair

LOUNGE SEATING

EFFECTIVE SEPTEMBER 1, 2016

NET

Design E00S

Shipped standard with PN00 nickel plate legs, unless specified otherwise. For 9122 specify TL (tablet left sitting) or TR (tablet right sitting).
For all other construction details, colour, finish and stain choices see page 6 or www.keilhauerpricelist.com.

	in.	W 20 D 24 H 34 SH 19
		970
9110		Side chair - armless
	in.	W 23.25 D 24 H 34 SH 19 AH 27
		1190
9111		Side chair - with arms
	in.	W 24.75 D 27 H 31.5 SH 16.5
		1080
9120		Lounge chair - armless
	in.	W 28 D 27 H 31.5 SH 16.5 AH 27
		1310
9121		Lounge chair - with arms
	in.	W 35 D 27 H 31.5 SH 17 AH 24.75
		1430
9122		Lounge chair - with tablet arm and front casters
	in.	W 24.75 D 25.5 H 31.5 SH 17
		1130
9123		Lounge chair - armless and front casters
	in.	W 24.75 D 25.5 H 31.5 SH 17 AH 27
		1430
9124		Lounge chair - with arms and front casters

LOUNGE SEATING

EFFECTIVE SEPTEMBER 1, 2016

Gr A Gr B Gr C Gr D Gr E Gr F Gr G Gr H

PLUNK
Design E00S

For all other construction details, colour, finish and stain choices see page 6 or www.keilhauerpricelist.com.

in.

W 26.75 D 15.25 H 17.25 SH 16.25



68001

COM	680	Fabric	777	815	854	911	969	1027	1085	1142	1.75 Yds.
COL	748	Leather	1254	1462	1700						29.75 Sq. Ft.
Ottoman											







LOUNGE SEATING

EFFECTIVE SEPTEMBER 1, 2016
 UPDATED JANUARY 10, 2017

GA GB GC GD GE GF GS GH

PONDER Design E00S

4-star chairs available in PA00 Polished Aluminum or PC23 Dark Grey. Sled base and steel bracket for wood leg chairs available in PC00 Nickel, PC01 Onyx, PC05 Shale, PC06 Mica, PC23 Dark Grey or Chrome for a \$50 upcharge. 4-leg wood base is stained Ash. Models 68703 and 68713 ship standard with regular (carpet) glides unless specified otherwise. For all other construction details, colour, finish and stain choices see page 6 or www.keilhauerpricelist.com.

Model	in.	W	D	H	SH	AH	COM	COL	GA	GB	GC	GD	GE	GF	GS	GH			
68702	 Low back chair with 4-leg wood base	W 30 D 29.75 H 29.75 SH 16 AH 21						2100	2310	Fabric	2238	2293	2348	2430	2513	2595	2678	2760	2.5 Yds.
		Fabric	2238	2293	2348	2430	2513	2595	2678	2760	2.5 Yds.								
		Leather	3033	3330	3670						42.5 Sq. Ft								
68703	 Low back chair with sled base	W 30 D 29.75 H 29.75 SH 16.5 AH 21						1800	1980	Fabric	1938	1993	2048	2130	2213	2295	2378	2460	2.5 Yds.
		Fabric	1938	1993	2048	2130	2213	2295	2378	2460	2.5 Yds.								
		Leather	2703	3000	3340						42.5 Sq. Ft								
68704	 Low back chair with 4-star base	W 30 D 29.75 H 29.75 SH 16.5 AH 21						1900	2090	Fabric	2038	2093	2148	2230	2313	2395	2478	2560	2.5 Yds.
		Fabric	2038	2093	2148	2230	2313	2395	2478	2560	2.5 Yds.								
		Leather	2813	3110	3450						42.5 Sq. Ft								
68712	 High back chair with 4-leg wood base	W 30 D 31.25 H 42.5 SH 16 AH 21						2500	2750	Fabric	2665	2731	2797	2896	2995	3094	3193	3292	3 Yds.
		Fabric	2665	2731	2797	2896	2995	3094	3193	3292	3 Yds.								
		Leather	3617	3974	4382						51 Sq. Ft								
68713	 High back chair with sled base	W 30 D 31.25 H 42.5 SH 16.5 AH 21						2100	2310	Fabric	2265	2331	2397	2496	2595	2694	2793	2892	3 Yds.
		Fabric	2265	2331	2397	2496	2595	2694	2793	2892	3 Yds.								
		Leather	3177	3534	3942						51 Sq. Ft								
68714	 High back chair with 4-star base	W 30 D 31.25 H 42.5 SH 16.5 AH 21						2200	2420	Fabric	2365	2431	2497	2596	2695	2794	2893	2992	3 Yds.
		Fabric	2365	2431	2497	2596	2695	2794	2893	2992	3 Yds.								
		Leather	3287	3644	4052						51 Sq. Ft								

To Order Specify

- Product Name
- Product Number
- Back Option
- Base Option
- Finish Option
- Glide Option
- Quantity
- End User

68
 Hangout

7
 Ponder

Back

Base

Wood Leg Ash Stains

Wood Leg Steel Bracket

Sled Base Finishes

4-Star Base Finishes

Sled Base Glide Options

0
 Low Back

1
 High Back

2
 Wood 4-leg

3
 Sled

4
 4-Star

AHM - Midnight
 AHS - Snow
 AHB - Blue
 AHP - Pink
 AHY - Yellow
 AHC - Chartreuse
 AHG - Dark Grey
 AHF - Fog
 AHN - Natural Ash
 AHW - Walnut on Ash

PC00 - Nickel
 PC01 - Onyx
 PC05 - Shale
 PC06 - Mica
 PC23 - Dark Grey
 Chrome -
 Upcharge \$50

PC00 - Nickel
 PC01 - Onyx
 PC05 - Shale
 PC06 - Mica
 PC23 - Dark Grey
 Chrome -
 Upcharge \$50

PA00 - Polished Aluminum
 PC23 - Dark Grey

Regular Glides (for carpet)
 Felt Glides (for hard floors)

LOUNGE SEATING


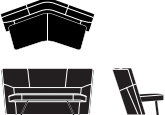
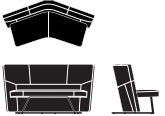

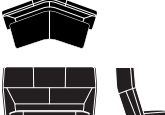
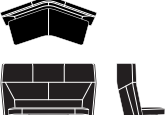
EFFECTIVE SEPTEMBER 1, 2016
UPDATED OCTOBER 6, 2016

Gr A Gr B Gr C Gr D Gr E Gr F Gr G Gr H

TALK

Design E00S

For all other construction details, colour, finish and stain choices see page 6 or www.keilhauerpricelist.com.

	in.	W 30 D 26 H 28.75 SH 16.75											
		COM	2590	Fabric	2783	2860	2937	3052	3168	3283	3399	3514	3.5 Yds.
		COL	2849	Leather	3861	4277	4753						59.5 Sq. Ft.
	8701	Low back tub chair, lounge height											
	in.	W 67.5 D 36 H 35.25 SH 16.25											
		COM	4670	Fabric	4973	5094	5215	5396	5578	5759	5941	6122	5.5 Yds.
		COL	5137	Leather	6727	7381	8129						93.5 Sq. Ft.
	8702	Low back 2-seater, lounge height											
	in.	W 67.5 D 34.5 H 36 SH 16.75											
		COM	4670	Fabric	4973	5094	5215	5396	5578	5759	5941	6122	5.5 Yds.
		COL	5137	Leather	6727	7381	8129						93.5 Sq. Ft.
	8703	Low back 2-seater, meeting height											
	in.	W 36.5 D 30 H 45.75 SH 16											
		COM	3560	Fabric	3863	3984	4105	4286	4468	4649	4831	5012	5.5 Yds.
		COL	3916	Leather	5506	6160	6908						93.5 Sq. Ft.
	8711	High back tub chair, lounge height											
	in.	W 66 D 38 H 47.25 SH 16.25											
		COM	5180	Fabric	5565	5719	5873	6104	6335	6566	6797	7028	7 Yds.
		COL	5698	Leather	7721	8554	9506						119 Sq. Ft.
	8712	High back 2-seater, lounge height											
	in.	W 66 D 34.75 H 48 SH 16.75											
		COM	5180	Fabric	5565	5719	5873	6104	6335	6566	6797	7028	7 Yds.
		COL	5698	Leather	7721	8554	9506						119 Sq. Ft.
	8713	High back 2-seater, meeting height											

To Order Specify

Product Name
Product Number
Upholstery
Frame Finish
Quantity
End User



Frame Finish
PC00 Nickel
PC01 Onyx
Chrome

LOUNGE SEATING









EFFECTIVE SEPTEMBER 1, 2016
 UPDATED OCTOBER 18, 2016

GM A GM B GM C GM D GM E GM F GM G GM H

VISIT Design E00S

Wood legs are solid Ash and available in 10 stains. Brackets are available in powder coat PC00 Nickel, PC01 Onyx, PC05 Shale, PC06 Mica and PC23 Dark Grey. Curved benches and Visit tables cannot stand alone and are only available in configuration. Tables are available with power supply. Power configuration is 3 power, 1 USB (2 connections), for an upcharge of \$450. If power is selected for the table in a configuration, all of the benches in the configuration need to have power integrated as well (no upcharge). For ganging, specify GM.







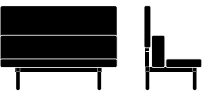

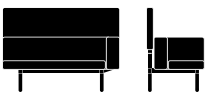

For all other construction details, colour, finish and stain choices see page 6 or www.keilhauerpricelist.com.

	in.	W 63 D 28 H 18.25 SH 18.25											
		COM	2200	Fabric	2338	2393	2448	2530	2613	2695	2778	2860	2.5 Yds.
		COL	2420	Leather	3143	3440	3780						42.5 Sq. Ft
68100		63" Single bench											
	in.	W 89.75 D 28 H 18.25 SH 18.25											
		COM	2600	Fabric	2765	2831	2897	2996	3095	3194	3293	3392	3 Yds.
		COL	2860	Leather	3727	4084	4492						51 Sq. Ft
68300		90" Single bench											
	in.	W 63 D 28 H 31.75 SH 18.25											
		COM	3200	Fabric	3475	3585	3695	3860	4025	4190	4355	4520	5 Yds.
		COL	3520	Leather	4965	5560	6240						85 Sq. Ft
68110		63" Low back single bench											
	in.	W 89.75 D 28 H 31.75 SH 18.25											
		COM	3800	Fabric	4130	4262	4394	4592	4790	4988	5186	5384	6 Yds.
		COL	4180	Leather	5914	6628	7444						102 Sq. Ft
68310		90" Low back single bench											
	in.	W 63 D 28 H 31.75 SH 18.25 AH 31.75											
		COM	3400	Fabric	3675	3785	3895	4060	4225	4390	4555	4720	5 Yds.
		COL	3740	Leather	5185	5780	6460						85 Sq. Ft
68111		63" Low back single bench with RHF arm											
	in.	W 89.75 D 28 H 31.75 SH 18.25 AH 31.75											
		COM	4100	Fabric	4430	4562	4694	4892	5090	5288	5486	5684	6 Yds.
		COL	4510	Leather	6244	6958	7774						102 Sq. Ft
68311		90" Low back single bench with RHF arm											
	in.	W 63 D 28 H 31.75 SH 18.25 AH 31.75											
		COM	3400	Fabric	3675	3785	3895	4060	4225	4390	4555	4720	5 Yds.
		COL	3740	Leather	5185	5780	6460						85 Sq. Ft
68112		63" Low back single bench with LHF arm											
	in.	W 89.75 D 28 H 31.75 SH 18.25 AH 31.75											
		COM	4100	Fabric	4430	4562	4694	4892	5090	5288	5486	5684	6 Yds.
		COL	4510	Leather	6244	6958	7774						102 Sq. Ft
68312		90" Low back single bench with LHF arm											

LOUNGE SEATING

EFFECTIVE SEPTEMBER 1, 2016
UPDATED OCTOBER 18, 2016

VISIT CONTINUED







				Gr A	Gr B	Gr C	Gr D	Gr E	Gr F	Gr G	Gr H		
	in.	W 63 D 39 H 31.75 SH 18.25											
		COM	4200	Fabric	4475	4585	4695	4860	5025	5190	5355	5520	5 Yds.
		COL	4620	Leather	6065	6660	7340						85 Sq. Ft
68120		63" Low back single bench with ledge											
	in.	W 89.75 D 39 H 31.75 SH 18.25											
		COM	5000	Fabric	5330	5462	5594	5792	5990	6188	6386	6584	6 Yds.
		COL	5500	Leather	7234	7948	8764						102 Sq. Ft
68320		90" Low back single bench with ledge											
	in.	W 63 D 39 H 31.75 SH 18.25 AH 31.75											
		COM	4400	Fabric	4675	4785	4895	5060	5225	5390	5555	5720	5 Yds.
		COL	4840	Leather	6285	6880	7560						85 Sq. Ft
68121		63" Low back single bench with ledge and RHF arm											
	in.	W 89.75 D 39 H 31.75 SH 18.25 AH 31.75											
		COM	5200	Fabric	5530	5662	5794	5992	6190	6388	6586	6784	6 Yds.
		COL	5720	Leather	7454	8168	8984						102 Sq. Ft
68321		90" Low back single bench with ledge and RHF arm											
	in.	W 63 D 39 H 31.75 SH 18.25 AH 31.75											
		COM	4400	Fabric	4675	4785	4895	5060	5225	5390	5555	5720	5 Yds.
		COL	4840	Leather	6285	6880	7560						85 Sq. Ft
68122		63" Low back single bench with ledge and LHF arm											
	in.	W 89.75 D 39 H 31.75 SH 18.25 AH 31.75											
		COM	5200	Fabric	5530	5662	5794	5992	6190	6388	6586	6784	6 Yds.
		COL	5720	Leather	7454	8168	8984						102 Sq. Ft
68322		90" Low back single bench with ledge and LHF arm											
	in.	W 63 D 32 H 49 SH 18.25											
		COM	5200	Fabric	5668	5855	6042	6322	6603	6883	7164	7444	8.5 Yds.
		COL	5720	Leather	8177	9188	10344						144.5 Sq. Ft
68130		63" High back single bench											
	in.	W 89.75 D 32 H 49 SH 18.25											
		COM	6100	Fabric	6623	6832	7041	7354	7668	7981	8295	8608	9.5 Yds.
		COL	6710	Leather	9456	10586	11878						161.5 Sq. Ft
68330		90" High back single bench											
	in.	W 63 D 32 H 49 SH 18.25 AH 31.75											
		COM	5400	Fabric	5868	6055	6242	6522	6803	7083	7364	7644	8.5 Yds.
		COL	5940	Leather	8397	9408	10564						144.5 Sq. Ft
68131		63" High back single bench with RHF arm											
	in.	W 89.75 D 32 H 49 SH 18.25 AH 31.75											
		COM	6400	Fabric	6923	7132	7341	7654	7968	8281	8595	8908	9.5 Yds.
		COL	7040	Leather	9786	10916	12208						161.5 Sq. Ft
68331		90" High back single bench with RHF arm											

LOUNGE SEATING

EFFECTIVE SEPTEMBER 1, 2016
 UPDATED OCTOBER 19, 2016

VISIT CONTINUED







Gr A Gr B Gr C Gr D Gr E Gr F Gr G Gr H

 <p>68132</p>	in.	W 63 D 32 H 49 SH 18.25 AH 31.75										
	COM	5400	Fabric	5868	6055	6242	6522	6803	7083	7364	7644	8.5 Yds.
	COL	5940	Leather	8397	9408	10564						144.5 Sq. Ft
 <p>68332</p>	in.	W 89.75 D 32 H 49 SH 18.25 AH 31.75										
	COM	6400	Fabric	6923	7132	7341	7654	7968	8281	8595	8908	9.5 Yds.
	COL	7040	Leather	9786	10916	12208						161.5 Sq. Ft
 <p>68210</p>	in.	W 63 D 48.75 H 31.75 SH 18.25										
	COM	4600	Fabric	4985	5139	5293	5524	5755	5986	6217	6448	7 Yds.
	COL	5060	Leather	7083	7916	8868						119 Sq. Ft
 <p>68410</p>	in.	W 89.75 D 48.75 H 31.75 SH 18.25										
	COM	5600	Fabric	6040	6216	6392	6656	6920	7184	7448	7712	8 Yds.
	COL	6160	Leather	8472	9424	10512						136 Sq. Ft
 <p>68240</p>	in.	W 63 D 60.75 H 49 SH 18.25										
	COM	8200	Fabric	8915	9201	9487	9916	10345	10774	11203	11632	13 Yds.
	COL	9020	Leather	12777	14324	16092						221 Sq. Ft
 <p>68440</p>	in.	W 89.75 D 60.75 H 49 SH 18.25										
	COM	9900	Fabric	10725	11055	11385	11880	12375	12870	13365	13860	15 Yds.
	COL	10890	Leather	15225	17010	19050						255 Sq. Ft

LOUNGE SEATING

EFFECTIVE SEPTEMBER 1, 2016
UPDATED OCTOBER 18, 2016

VISIT CONTINUED

				Gr A	Gr B	Gr C	Gr D	Gr E	Gr F	Gr G	Gr H		
	in.	W 52 D 30.75 H 18.25 SH 18.25											
		COM	1900	Fabric	1983	2016	2049	2098	2148	2197	2247	2296	1.5 Yds.
	68500	COL	2090	Leather	2524	2702	2906						25.5 Sq. Ft
		Curved bench											
	in.	W 52 D 30.75 H 31.75 SH 18.25											
		COM	2800	Fabric	2993	3070	3147	3262	3378	3493	3609	3724	3.5 Yds.
	68550	COL	3080	Leather	4092	4508	4984						59.5 Sq. Ft
		Long back curved bench											
	in.	W 52 D 30.75 H 31.75 SH 18.25											
		COM	2800	Fabric	2965	3031	3097	3196	3295	3394	3493	3592	3 Yds.
	68560	COL	3080	Leather	3947	4304	4712						51 Sq. Ft
		Short back curved bench											

To Order Specify

- Product Name
- Product Number
- Bench Size
- Back Option
- Frame Finish Option
- Leg Finish Option
- Table Ledge Finish
- Quantity
- End User

68
Visit

Bench

Back

Frame Finish

Wood Leg Ash Stains

Ledge Edge Options

Table Ledge Laminates

Ganging - GM

1
63" Single

3
90" Single

0
No Back

PC00 - Nickel
PC01 - Onyx
PC05 - Shale
PC06 - Mica
PC23 - Dark Grey

AHM - Midnight
AHS - Snow
AHB - Blue
AHP - Pink
AHY - Yellow
AHC - Chartreuse
AHG - Dark Grey
AHF - Fog
AHN - Natural Ash
AHW - Walnut on Ash

LS - Standard laminate, straight laminate edge; 2 options available:
LSC - Straight laminate edge with coordinating laminate edge band
LSP - Straight laminate edge with exposed ply edge band

Standard Laminates
Lam11 - Manitoba Maple
Lam12 - Monticello Maple
Lam13 - Fonthill Pear
Lam14 - Biltmore Cherry
Lam15 - Hampton Walnut
Lam16 - Montana Walnut
Lam17 - Xanadu
Lam18 - Studio Teak
Lam19 - Cafelle
Lam20 - Honduran Mahogany
Lam21 - Empire Mahogany
Lam22 - Walnut Heights
Lam31 - Designer White
Lam32 - Antique White
Lam33 - Alabaster
Lam34 - Haze
Lam35 - Slate Grey
Lam36 - Dove Grey
Lam37 - North Sea
Lam39 - Crisp Linen
Lam40 - Venetian Ale
Lam41 - Cosmic Strandz
Lam42 - Vapor Strandz
Lam43 - Satin Stainless
909 - Black

Matte Laminates
Lam60 - Bianco Alaska
Lam61 - Bianco Kos
Lam62 - Bianco Malé
Lam63 - Grigio Efeso
Lam64 - Beige Luxor
Lam65 - Rosa Colorado
Lam66 - Castoro Ottawo
Lam67 - Grigio Londra
Lam68 - Grigio Bromo
Lam69 - Blu Delft
Lam70 - Nero Ingo
Lam71 - Titanio Doha
Lam72 - Zinco Doha
Lam73 - Bronzo Doha
Lam74 - Piombo Doha

2
63" double

4
90" double

1
Single Low Back

5
60" Curve

4
60" Curve

2
Single Low Back with Ledge

3
Single High Back

4
Double Low Back with High back

5
Long Back (60" curved bench only)

6
Short Back (60" curved bench only)







LOUNGE SEATING

EFFECTIVE SEPTEMBER 1, 2016
AVAILABLE IN 2017

G1A G1B G1C G1D G1E G1F G1G G1H

VISIT Design E00S

Wood legs are solid Ash and available in 10 stains. Brackets are available in powder coat PC00 Nickel, PC01 Onyx, PC05 Shale, PC06 Mica and PC23 Dark Grey. For all other construction details, colour, finish and stain choices see page 6 or www.keilhauerpricelist.com.

	in.	W 77.25 D 31.5 H 29.75 SH 17											
		COM	4490	Fabric	4820	4952	5084	5282	5480	5678	5876	6074	6 Yds.
 	68802	COL	4939	Leather	6673	7387	8203						102 Sq. Ft
		Low back 2-seater sofa with wood base											
	in.	W 81.5 D 34.5 H 43 SH 17											
		COM	4990	Fabric	5513	5722	5931	6244	6558	6871	7185	7498	9.5 Yds.
 	68812	COL	5489	Leather	8235	9365	10657						161.5 Sq. Ft
		High back 2-seater sofa with wood base											

To Order Specify

Product Name
Product Number
Bench Size
Back Option
Leg Finish Option
Frame Finish Option
Quantity
End User

<input type="checkbox"/> 68 Visit	<input type="checkbox"/> 8 2-Seater Sofa	<input type="checkbox"/>	<input type="checkbox"/> 2 Wood Leg	<input type="checkbox"/>	<input type="checkbox"/>
		<input type="checkbox"/> 0 Low Back		AHM - Midnight AHS - Snow AHB - Blue AHP - Pink AHY - Yellow AHC - Chartreuse AHG - Dark Grey AHF - Fog AHN - Natural Ash AHW - Walnut on Ash	PC00 - Nickel PC01 - Onyx PC05 - Shale PC06 - Mica PC23 - Dark Grey
		<input type="checkbox"/> 1 High Back			

LOUNGE SEATING

EFFECTIVE SEPTEMBER 1, 2016




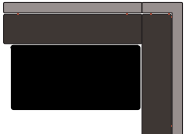



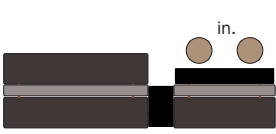
Gr A Gr B Gr C Gr D Gr E Gr F Gr G Gr H

VISIT CONFIGURATIONS

Design E00S

Wood legs are solid Ash and are available in 10 stains. Brackets are available in powder coat PC00 Nickel, PC01 Onyx, PC05 Shale, PC06 Mica and PC23 Dark Grey. Curved benches and Visit tables cannot stand alone and are only available in configuration. Visit tables are priced with standard laminate. The configuration pricing below assumes equally graded fabric/leather is applied to all benches in the configuration.

For all other construction details, colour, finish and stain choices see page 6 or www.keilhauerpricelist.com.

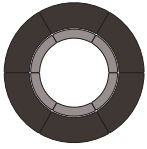
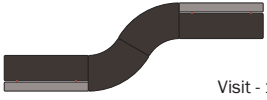

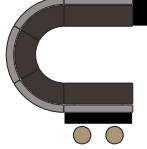
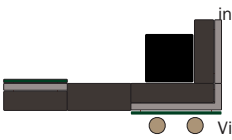
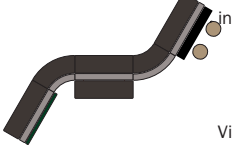
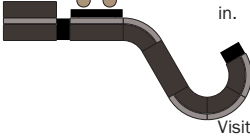
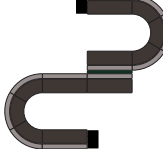
	in.	W 63 D 91.5 H 31.75 SH 18.25											
		COM	6400	Fabric	6950	7170	7390	7720	8050	8380	8710	9040	10 Yds.
		COL	7040	Leather	9930	11120	12480						170 Sq. Ft.
	Visit - 01	2 Visit 68110 and Juxta 47433 (not included in pricing)											
	in.	W 89.25 D 63.75 H 31.75 SH 18.25 AH 31.75											
		COM	6600	Fabric	7150	7370	7590	7920	8250	8580	8910	9240	10 Yds.
		COL	7260	Leather	10150	11340	12700						170 Sq. Ft.
	Visit - 02	Visit 68110, 68111 and Juxta 47433 (not included in pricing)											
	in.	W 116 D 69.75 H 31.75 SH 18.25 AH 31.75											
		COM	7200	Fabric	7805	8047	8289	8652	9015	9378	9741	10104	11 Yds.
		COL	7920	Leather	11099	12408	13904						187 Sq. Ft.
	Visit - 03	Visit 68112, 68310 and Juxta 47573 (not included in pricing)											
	in.	W 116 D 89.75 H 31.75 SH 18.25 AH 31.75											
		COM	7900	Fabric	8560	8824	9088	9484	9880	10276	10672	11068	12 Yds.
		COL	8690	Leather	12158	13586	15218						204 Sq. Ft.
	Visit - 04	Visit 68312, 68310 and Juxta 47573 (not included in pricing)											
	in.	W 89.75 D 97.5 H 31.75 SH 18.25											
		COM	7600	Fabric	8260	8524	8788	9184	9580	9976	10372	10768	12 Yds.
		COL	8360	Leather	11828	13256	14888						204 Sq. Ft.
	Visit - 05	2 Visit 68310 and Juxta 47573 (not included in pricing)											
	in.	W 89.25 D 89.75 H 31.75 SH 18.25											
		COM	7300	Fabric	7905	8147	8389	8752	9115	9478	9841	10204	11 Yds.
		COL	8030	Leather	11209	12518	14014						187 Sq. Ft.
	Visit - 06	Visit 68110, 68312 and Juxta 47163 (not included in pricing)											
	in.	W 89.75 D 124 H 31.75 SH 18.25											
		COM	7600	Fabric	8095	8293	8491	8788	9085	9382	9679	9976	9 Yds.
		COL	8360	Leather	10961	12032	13256						153 Sq. Ft.
	Visit - 07	Visit 68300, 68320 and Juxta 47573, 2 Sip 68002 (not included in pricing)											
	in.	W 169 D 53.25 H 31.75 SH 18.25											
		COM	10390	Fabric	11105	11391	11677	12106	12535	12964	13393	13822	13 Yds.
		COL	11370	Leather	15127	16674	18442						221 Sq. Ft.
	Visit - 08	Visit 68120, 68410, 68651 and 2 Sip 68002 (not included in pricing)											

LOUNGE SEATING

EFFECTIVE SEPTEMBER 1, 2016

VISIT CONFIGURATIONS

CONTINUED

				Gr A	Gr B	Gr C	Gr D	Gr E	Gr F	Gr G	Gr H		
	in.	W 105.5 D 105.5 H 31.75 SH 18.25											
		COM	16800	Fabric	17790	18186	18582	19176	19770	20364	20958	21552	18 Yds.
		COL	18480	Leather	23682	25824	28272						306 Sq. Ft.
Visit - 09		6 Visit 68560											
	in.	W 194.25 D 66.25 H 31.75 SH 18.25											
		COM	10200	Fabric	10915	11201	11487	11916	12345	12774	13203	13632	13 Yds.
		COL	11220	Leather	14977	16524	18292						221 Sq. Ft.
Visit - 10		2 Visit 68500, 2 68110											
	in.	W 217.75 D 68.5 H 18.25 SH 18.25											
		COM	7920	Fabric	8333	8498	8663	8910	9158	9405	9653	9900	7.5 Yds.
		COL	8580	Leather	10748	11640	12660						127.5 Sq. Ft.
Visit - 11		3 Visit 68100, 2 68681											
	in.	W 131.75 D 132 H 31.75 SH 18.25											
		COM	16780	Fabric	17908	18359	18810	19486	20163	20839	21516	22192	20.5 Yds.
		COL	18360	Leather	24285	26724	29512						348.5 Sq. Ft.
Visit - 12		3 Visit 68550, 68110, 68120, 68653 and 2 Sip 68002 (not included in pricing)											
	in.	W 215.75 D 109.75 H 48.75 SH 18.25											
		COM	15600	Fabric	16811	17295	17779	18504	19231	19956	20683	21408	22 Yds.
		COL	17160	Leather	23519	26136	29128						374 Sq. Ft.
Visit - 13		Visit 68130, 68100, 68320, 68110 and Juxta 47163, 2 Sip 68002 (not included in pricing)											
	in.	W 232.25 D 163.25 H 48.75 SH 18.25											
		COM	20600	Fabric	22141	22757	23373	24296	25221	26144	27069	27992	28 Yds.
		COL	22660	Leather	30753	34084	37892						476 Sq. Ft.
Visit - 14		Visit 68130, 68560, 68410, 68550, 68120 and 2 Sip 68002 (not included in pricing)											
	in.	W 294.5 D 147.25 H 31.75 SH 18.25											
		COM	23770	Fabric	25338	25965	26592	27352	28473	29413	30354	31294	28.5 Yds.
		COL	25990	Leather	34204	37595	41471						484.5 Sq. Ft.
Visit - 15		Visit 68210, 68651, 68120, 4 68550, 68100, 68653, and 2 Sip 68002 (not included in pricing)											
	in.	W 231.5 D 215.75 H 48.75 SH 18.25											
		COM	36560	Fabric	39255	40333	41411	43028	44645	46262	47879	49496	49 Yds.
		COL	40020	Leather	54181	60012	66676						833 Sq. Ft.
Visit - 16		3 Visit 68110, 6 68550, 68240, 2 68653											



Frame Finish



Wood Leg Ash Stains



Ledge Edge Options



Table Ledge Laminate Options

PC00 - Nickel
PC01 - Onyx
PC05 - Shale
PC06 - Mica
PC23 - Dark Grey

AHM - Midnight
AHS - Snow
AHB - Blue
AHP - Pink
AHY - Yellow
AHC - Chartreuse
AHG - Dark Grey
AHF - Fog
AHN - Natural Ash
AHW - Walnut on Ash

LS - Standard laminate,
straight laminate edge; 2
options available:
LSC - Straight laminate edge
with coordinating laminate
edge band
LSP - Straight laminate edge
with exposed ply edge band

LSM - Matte laminate,
straight laminate edge; 2
options available:
LSMC - Straight laminate
edge with coordinating
laminate edge band
LSMP - Straight laminate
edge with exposed ply
edge band

Standard Laminates
Lam11 - Manitoba Maple
Lam12 - Monticello Maple
Lam13 - Fonthill Pear
Lam14 - Biltmore Cherry
Lam15 - Hampton Walnut
Lam16 - Montana Walnut
Lam17 - Xanadu
Lam18 - Studio Teak
Lam19 - Caffeine
Lam20 - Honduran Mahogany
Lam21 - Empire Mahogany
Lam22 - Walnut Heights

Lam31 - Designer White
Lam32 - Antique White
Lam33 - Alabaster
Lam34 - Haze
Lam35 - Slate Grey
Lam36 - Dove Grey
Lam37 - North Sea
Lam39 - Crisp Linen
Lam40 - Venetian Ale
Lam41 - Cosmic Strandz
Lam42 - Vapor Strandz
Lam43 - Satin Stainless
909 - Black

Matte Laminates
Lam60 - Bianco Alaska
Lam61 - Bianco Kos
Lam62 - Bianco Malé
Lam63 - Grigio Efeso
Lam64 - Beige Luxor
Lam65 - Rosa Colorado
Lam66 - Castoro Ottawa
Lam67 - Grigio Londra
Lam68 - Grigio Bromo
Lam69 - Blu Delft
Lam70 - Nero Ingo
Lam71 - Titanio Doha
Lam72 - Zinco Doha
Lam73 - Bronzo Doha
Lam74 - Piombo Doha















LOUNGE SEATING

EFFECTIVE SEPTEMBER 1, 2016
 UPDATED DECEMBER 16, 2016

WHEELS
 Design E00S

Chrome upcharge of \$60 for model 10001, \$90 for models 10002 and 10003, \$50 for model 10004 and \$150 for model 10005. All locking casters upcharge of \$40(LOC), 2 locking casters upcharge of \$20(2LOC). Whiteboard/flip chart Mount is always PC00 Nickel. Mount must be ordered if the whiteboard is selected. COM for the Divider must pass ASTM-84 and a 12" x 12" sample must be sent to Keilhauer customer service for approval prior to application. Approved Keilhauer textiles are: Flannella, Haven, Piatto and Sguig. Leathers and faux leathers are not available due to the Divider's tackable surface. For Models 10001 and 10002 with tablet(s) specify 10006L or 10006R (both left and right are available for 10002). Tablet ships standard in black urethane, for standard laminate add \$300 and for Matte Laminate add \$345. For all other construction details, color and finish choices see page 6 or www.keilhauerpricelist.com.

Gr A Gr B Gr C Gr D Gr E Gr F Gr G Gr H

	in.	W 25.75 D 27.75 H 31.5 SH 16											
		COM	1690	Fabric	1787	1825	1864	1921	1979	2037	2095	2152	1.75 Yds.
	10001	COL	1859	Leather	2365	2573	2811						29.75 Sq. Ft.
Armless lounge chair on casters													
	in.	W 63.25 D 36.25 H 42 SH 16.75											
		COM	3250	Fabric	3608	3751	3894	4108	4323	4537	4752	4966	6.5 Yds.
	10002	COL	3575	Leather	5454	6227	7111						110.5 Sq. Ft.
High back 2-seater bench on casters													
	in.	W 22.75 D 57.25 H 40 SH 17.75											
		COM	2390	Fabric	2555	2621	2687	2786	2885	2984	3083	3182	3 Yds.
	10003	COL	2629	Leather	3496	3853	4261						51 Sq. Ft.
Chaise on casters													
	in.	W 22.25 D 22.25 H 16.75 SH 16.75											
		COM	840	Fabric	882	898	915	939	964	989	1014	1038	0.75 Yd.
	10004	COL	924	Leather	1141	1230	1332						12.75 Sq. Ft.
Stool on casters													
	in.	W 64.25 D 27.75 H 67.25 LH 44.75											
		COM	2920	Fabric	3195	3415		3580	4075			5 Yds.	
	10005	Whiteboard	1120	Whiteboard/Flip Chart Mount	135								
Divider on casters													
	in.	W 14 D 13 H 14											
		Urethane	295	Standard Laminate	300	Matte Laminate		345					
	10006L	Tablet only - Left											
	in.	W 14 D 13 H 14											
		Urethane	295	Standard Laminate	300	Matte Laminate		345					
	10006R	Tablet only - Right											

To Order Specify

Product Name
 Product Number
 Seating Upholstery
 Divider Upholstery
 Frame Finish
 Casters
 Casters
 Quantity
 End User



Frame Finish
 PC00 Nickel
 PC01 Onyx
 PC05 Shale
 PC06 Mica
 Chrome Upcharge
 Chair \$60
 2 Seater \$90
 Chaise \$90
 Stool \$50
 Divider \$150



Casters
 4 Black non locking casters standard - REG
 4 Black locking casters - LOC - upcharge \$40
 2 Black locking casters - 2LOC - upcharge \$20
 (The location of the locking casters is on the front 2 wheels)



Divider Ledge and Tablet Laminates
 Standard Laminates
 Tablet Upcharge - \$300
 Lam11 - Manitoba Maple
 Lam12 - Monticello Maple
 Lam13 - Fonthill Pear
 Lam14 - Biltmore Cherry
 Lam15 - Hampton Walnut
 Lam16 - Montana Walnut
 Lam17 - Xanadu
 Lam18 - Studio Teak
 Lam19 - Cafelle
 Lam20 - Honduran Mahogany
 Lam21 - Empire Mahogany
 Lam22 - Walnut Heights
 Lam31 - Designer White

Standard Laminates Cont'd
 Lam32 - Antique White
 Lam33 - Alabaster
 Lam34 - Haze
 Lam35 - Slate Grey
 Lam36 - Dove Grey
 Lam37 - North Sea
 Lam39 - Crisp Linen
 Lam40 - Venetian Ale
 Lam41 - Cosmic Strandz
 Lam42 - Vapor Strandz
 Lam43 - Satin Stainless
 909 - Black



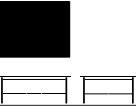

Matte Laminates
 Tablet Upcharge - \$345
 Lam60 - Bianco Alaska
 Lam61 - Bianco Kos
 Lam62 - Bianco Malé
 Lam63 - Grigio Efeso
 Lam64 - Beige Luxor
 Lam65 - Rosa Colorado
 Lam66 - Castoro Ottawa
 Lam67 - Grigio Londra



Keilhauer Divider Upholstery with Grade
 Piatto - Grade A
 Sguig - Grade C
 Haven - Grade D
 Flannella - Grade G

BOXCAR
Design E00S

For clear glass on models 4383 and 4384 specify Clear. For smoked glass on models 4383 and 4384 specify Smoke and add \$180. For all other construction details, colour, finish and stain choices see page 6 or www.keilhauerpricelist.com.

	in.	Diameter 15.75 H 20
		1050
4381		Round table - high, polished chrome top, matte black bottom
	in.	Diameter 19 H 17.75
		1150
4382		Round table - low, polished chrome top, matte black bottom
	in.	W 36.75 D 28.75 H 13.75
		1850
4383		Rectangular coffee table, glass top
	in.	W 47.25 D 31.5 H 13.75
		2180
4384		Rectangular coffee table, glass top

To Order Specify

<input type="checkbox"/>	Glass Top
<input type="checkbox"/>	Clear
<input type="checkbox"/>	Smoke - Add \$180























Product Name
Product Number
Glass Top
Quantity
End User

TABLES

EFFECTIVE SEPTEMBER 1, 2016

BRANDEN
Design E00S

Shipped standard with **PN00 Nickel Plate**, unless specified otherwise.
For all other construction details, colour, finish and stain choices see page 6 or www.keilhauerpricelist.com.

	in.	W 23.5 D 23.5 H 20
		1930
	2141G	Square table - Glass top
	in.	W 23.5 D 23.5 H 19
		1030
	2141B	Base only
	in.	W 30 D 23.5 H 20
		2150
	2142G	Rectangular table - Glass top
	in.	W 30 D 23.5 H 19
		1100
	2142B	Base only
	in.	W 30 D 30 H 20
		2390
	2143G	Square table - Glass top
	in.	W 30 D 30 H 19
		1150
	2143B	Base only
	in.	W 23.5 D 23.5 H 14
		1950
	2151G	Square table - Glass top
	in.	W 23.5 D 23.5 H 13
		1050
	2151B	Base only
	in.	W 47.25 D 23.5 H 14
		2660
	2153G	Rectangular table - Glass top
	in.	W 47.25 D 23.5 H 13
		1190
	2153B	Base only
	in.	W 39.25 D 39.25 H 14
		3280
	2154G	Square table - Glass top
	in.	W 39.25 D 39.25 H 13
		1280
	2154B	Base only

BRIDGE

Design Scot Laughton

Shipped standard with PNO0 Nickel Plate, unless specified otherwise.
For all other construction details, colour, finish and stain choices see page 6 or www.keilhauerpricelist.com.



in.

W 48 D 24 H 14

2190



3763

Rectangular table - Wood top



in.

W 40 D 40 H 14

2390



3764

Square table - Wood top

CAHOOTS
Design E00S

Base finish is powder coat or chrome. Chrome upcharge is \$20 per table.
For all other construction details, colour, finish and stain choices see page 6 or www.keilhauerpricelist.com.





		in. 9081	Diameter 17.25 H 17.25 650 Small Round Table
		in. 9082	Diameter 37 H 13.25 1400 Large Round Table - Low
		in. 9083	Diameter 37 H 18.25 1420 Large Round Table - High
		in. 9084	W 25.75 D 14.5 H 26.5 820 Notebook table

TABLES

EFFECTIVE SEPTEMBER 1, 2016

CAL
 Series 6000
 Design Mark Kapka

Shipped standard with chrome base, unless specified otherwise.
 For all other construction details, colour, finish and stain choices see page 6 or www.keilhauerpricelist.com.
















	in.	Diameter 42 H 24
		2250
	6632	Conference table
	in.	Diameter 42 H 29
		2250
	6633	Conference table

To Order Specify




Product Name	Veneers	Stains	Base Finish
Product Number			
Table Top Veneer	M - Maple (Select Stain)	W21 - Natural Maple	Chrome (Standard)
Table Top Stain(Maple Only)	C - Cherry with clear coat	W22 - Natural Cherry	PC00 - Nickel
Base Finish	W - Walnut with clear coat	W23 - Medium Cherry	PC01 - Onyx
Quantity		W24 - Dark Cherry	PC05 - Shale
End User		W25 - Walnut	PC06 - Mica
		W26 - Mahogany	
		W27 - Solid Black	
		W28 - Black Stain	
		W30 - Honey	

TABLES

EFFECTIVE SEPTEMBER 1, 2016
 UPDATED OCTOBER 19, 2016

CANAL		Shipped standard with PN00 Nickel Plate base, unless specified otherwise. Quartz top available in 3 colors, Blizzard, Raven, or Raw Concrete.	
Design Scot Laughton		For all other construction details, colour, finish and stain choices see page 6 or www.keilhauerpricelist.com .	
	in.	W 39.25 D 39.25 H 14	
		3120	
	3241G	Square table - Glass top	
	in.	W 39.25 D 39.25 H 14	
		4440	
	3241Q	Square table - Quartz top	
	in.	W 39.25 D 39.25 H 14	
		1359	
	3241B	Base only (for glass top only)	
	in.	W 23.5 D 23.5 H 14	
		1950	
	3242G	Square table - Glass top	
	in.	W 23.5 D 23.5 H 14	
		2360	
	3242Q	Square table - Quartz top	
	in.	W 23.5 D 23.5 H 14	
		1190	
	3242B	Base only (for glass top only)	
	in.	W 47.25 D 23.5 H 14	
		2560	
	3243G	Rectangular table - Glass top	
	in.	W 47.25 D 23.5 H 14	
		3500	
	3243Q	Rectangular table - Quartz top	
	in.	W 47.25 D 23.5 H 14	
		1360	
	3243B	Base only (for glass top only)	

To Order Specify

		
Canal	Quartz Top Options	Leg Finish
Product Name	BLZ - Blizzard	PN00 - Nickel Plate (Standard)
Product Number	RVN - Raven	PC01 - Onyx
Table Top Colour	RCC - Raw Concrete	PC05 - Shale
Leg Finish		PC06 - Mica
Quantity		
End User		

CHEMISTRY

Design by E00S

Chemistry tables must be ordered in conjunction with the Chemistry benches. See page 79 for Chemistry seating and base models. Contact customer service for more information at 1-877-701-5665 or customer.service@keilhauer.com For all other construction details, colour, finish and stain choices see page 6 or www.keilhauerpricelist.com.

	in.	W 23.5 D 14 H 1 Assembled Height 14.25
		390 450
67003		Rectangle table top - includes 2 ganging plates
	in.	W 23.75 D 23.75 H 1 Assembled Height 14.25
		490 570
67004		Square table top - includes 4 ganging plates
	in.	W 22.25 D 12.75 H 1 Assembled Height 14.25
		390 450
67005		Trapezoid table top - includes 2 ganging plates

To Order Specify



Chemistry



Wood Veneer Tops



Laminate Tops

Product Name
Product Number
Table Top Material/Colour
Quantity
End User

OKN - Natural Oak
OKG - Grey Oak
OKB - Black Oak
MAN - Natural Maple
MAG - Golden Maple
WAN - Natural Walnut

WAD - Dark Walnut
WAM - Mahogany (on Walnut)
CHD - Dark Cherry
CHN - Natural Cherry
CHM - Medium Cherry
CUS - Custom stain; add \$250 net flat fee, plus 5% net

Standard Laminates
Lam11 - Manitoba Maple
Lam12 - Monticello Maple
Lam13 - Fonthill Pear
Lam14 - Biltmore Cherry
Lam15 - Hampton Walnut
Lam16 - Montana Walnut
Lam17 - Xanadu
Lam18 - Studio Teak
Lam19 - Cafelle

Lam20 - Honduran Mahogany
Lam21 - Empire Mahogany
Lam22 - Walnut Heights
Lam31 - Designer White
Lam32 - Antique White
Lam33 - Alabaster
Lam34 - Haze
Lam35 - Slate Grey
Lam36 - Dove Grey


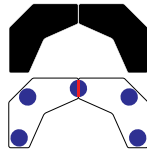
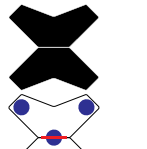
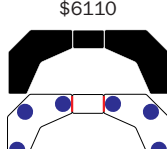
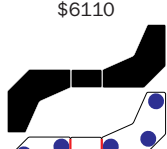
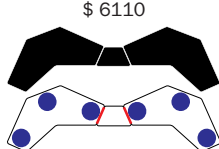

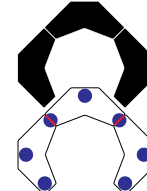
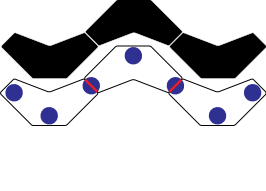
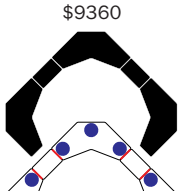
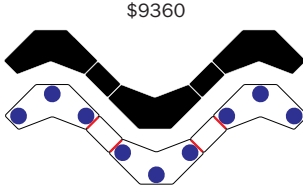

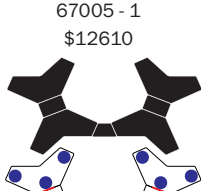
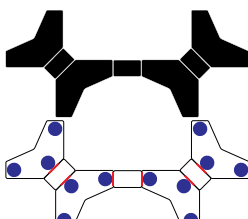
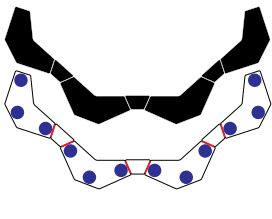
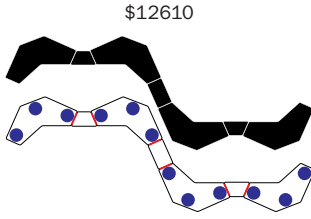
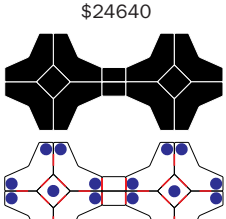
Lam37 - North Sea
Lam39 - Crisp Linen
Lam40 - Venetian Ale
Lam41 - Cosmic Strandz
Lam42 - Vapor Strandz
Lam43 - Satin Stainless
909 - Black

Matte Laminates
Lam60 - Bianco Alaska
Lam61 - Bianco Kos
Lam62 - Bianco Malé
Lam63 - Grigio Efeso
Lam64 - Beige Luxor
Lam65 - Rosa Colorado
Lam66 - Castoro Ottawa
Lam67 - Grigio Londra

Lam68 - Grigio Bromo
Lam69 - Blu Delft
Lam70 - Nero Ingo
Lam71 - Titanio Doha
Lam72 - Zinco Doha
Lam73 - Bronzo Doha
Lam74 - Piombo Doha

CONFIGURATION IDEAS

Prices are based on COM for 2-seater bench. Contact customer service for more information at 1-877-701-5665 or customer.service@keilhauer.com





<p>CHEM - 01 67002 - 1 67001 - 3 \$2860</p> 	<p>CHEM - 02 67002 - 2 67001 - 5 \$5130</p> 	<p>CHEM - 03 67002 - 2 67001 - 5 \$5130</p> 	<p>CHEM - 04 67002 - 2 67001 - 6 67003 - 1 \$6110</p> 	<p>CHEM - 05 67002 - 2 67001 - 6 67003 - 1 \$6110</p> 	<p>CHEM - 06 67002 - 2 67001 - 6 67005 - 1 \$ 6110</p> 	<p>CHEM - 07 67002 - 2 67001 - 6 67003 - 1 \$6110</p> 
<p>CHEM - 08 67002 - 3 67001 - 7 \$7400</p> 	<p>CHEM - 09 67002 - 3 67001 - 7 \$7400</p> 	<p>CHEM - 10 67002 - 3 67001 - 9 67003 - 2 \$9360</p> 	<p>CHEM - 11 67002 - 3 67001 - 9 67003 - 2 \$9360</p> 	<p>CHEM - 12 67002 - 4 67001 - 9 67004 - 1 \$10160</p> 	<p>CHEM - 13 67002 - 4 67001 - 12 67003 - 2 67005 - 1 \$12610</p> 	
<p>CHEM - 14 67002 - 4 67001 - 12 67003 - 3 \$12610</p> 	<p>CHEM - 15 67002 - 4 67001 - 12 67005 - 3 \$12610</p> 	<p>CHEM - 16 67002 - 4 67001 - 12 67003 - 1 67005 - 2 \$12610</p> 	<p>CHEM - 17 67002 - 8 67001 - 24 67004 - 2 67003 - 2 \$24640</p> 			

GRAND




Design Scot Laughton

Shipped standard with **PN00 Nickel Plate base, unless specified otherwise.**

For all other construction details, colour, finish and stain choices see page 6 or www.keilhauerpricelist.com.









	in.	W 40 D 40 H 11.25
		2190
	3121	Square table
	in.	W 32 D 32 H 11.25
		1890
	3131	Square table

To Order Specify

Product Name			
Product Number	Table Top Veneers	Table Top/Leg Stains	Leg Finish
Table Top Veneer	M - Maple (Select Stain) C - Cherry with clear coat W - Walnut with clear coat	W21 - Natural Maple W22 - Natural Cherry W23 - Medium Cherry W24 - Dark Cherry W25 - Walnut W26 - Mahogany W27 - Solid Black W28 - Black Stain W30 - Honey	PN00 - Nickel Plate (Standard) Chrome PC01 - Onyx PC05 - Shale PC06 - Mica
Table Top/Leg Stain(Maple Only)			
Leg Finish			M - Maple (Select Stain) C - Cherry with clear coat W - Walnut with clear coat
Quantity			
End User			

TABLES

EFFECTIVE SEPTEMBER 1, 2016

		Standard Laminate	Matte Laminate
GYM			
Design Andrew Jones		Chrome or PNO0 Nickel Plate add \$150 per table. For all other construction details, colour, finish and stain choices see page 6 or www.keilhauerpricelist.com.	
	in.	W 32 D 32 H 29.5	
		960	1110
	4531	Square table - Standard	
	in.	Diameter 36 H 29.5	
		960	1110
	4538	Round table - Standard	
	in.	W 32 D 32 H 29.5	
		1080	1250
	4541	Square table - Flip top	
	in.	Diameter 36 H 29.5	
		1080	1250
	4548	Round table - Flip top	

To Order Specify



Laminate Top Colour




Product Name
Product Number
Table Top
Quantity
End User

Standard Laminates	Matte Laminates	
918 - Neutral White	Lam60 - Bianco Alaska	Lam68 - Grigio Bromo
932 - Antique White	Lam61 - Bianco Kos	Lam69 - Blu Delft
929 - Oyster Grey	Lam62 - Bianco Malé	Lam70 - Nero Ingo
902 - Platinum	Lam63 - Grigio Efeso	Lam71 - Titanio Doha
928 - Mouse	Lam64 - Beige Luxor	Lam72 - Zinco Doha
949 - White	Lam65 - Rosa Colorado	Lam73 - Bronzo Doha
909 - Black	Lam66 - Castoro Ottawa	Lam74 - Piombo Doha
	Lam67 - Grigio Londra	

JUMBLE

Design Andrew Jones

To add ganging mechanism, specify G and add \$230 for square table and \$300 for arm table.
For all other construction details, colour, finish and stain choices see page 6 or www.keilhauerpricelist.com.

	in.	W 20.75 D 20.75 H 16
		1250
	64838	Square table
	in.	W 15 D 36 H 22
		1620
 	64846	Arm table

To Order Specify



Table Colour

Product Name	Product Number	Table Colour
Abingdon Putty	HC-99	Escarpment CC-518
Abyss	2128-20	Fairview Taupe
Almost Black	2130-30	Fresh Olive
Amherst Grey	HC-167	Galaxy
Anchor Gray	2126-30	G.I. Green
Avocado	2145-10	Gloucester Sage
Aztec Brick	2175-10	Jalapeno Pepper
Beau Green	2054-20	Jet Blue
Black Bean Soup	2130-10	Livingston Gold
Black Beauty	2128-10	Louisiana Hot Sauce
Blue Lake	2053-40	Metropolis
Brookside Moss	2145-30	Midnight Dream
Carbon copy	2117-10	Mississippi Mud
Clay Beige	OC-11	Mountain Moss
Confederate Red	2080-20	Night Shade
Cranberry Cocktail	2083-20	Norwich Brown
Dark Basalt	2072-10	Peerage
Dark Purple	2073-10	Polar Jade
Deep Rose	2004-10	Polo Blue
Deep Taupe	2111-10	Prairie Lily
Dufferin Terrace	CC-456	Purple Lotus
		Radiochio
		Raspberry Truffle
		Red Rock
		Rockport Gray
		Stampede
		Sundried Tomato
		Sussex Green
		Tapenade
		Tate Olive
		Turret
		Wethersfield Moss
		Whale Gray
		Willow
		Wolf Gray

TABLES

EFFECTIVE SEPTEMBER 1, 2016

LB/LS
Standard laminate
top, reverse bevel
vinyl edge/straight
laminated edge.

LBM/LSM
Matte laminate
top, reverse bevel
vinyl edge/straight
laminated edge.














VS
Veneer top,
straight veneer
edge

VB
Veneer top, re-
verse bevel solid
wood edge

Q
Quartz top,
straight edge

JUXTA
Design E00S

Shipped with PA00 Polished Aluminum or PC23 Dark Grey base. All tables available with power supply. For 2 electrical outlets, specify PA2A; add \$900. For 1 electrical outlet and 1 USB outlet (2 USB connections), specify PA2B; add \$1100. For all other construction details, colour, finish and stain choices see page 6 or www.keilhauerpricelist.com.

	in.	W 30 D 30 H 15	LB/LS - 970	LBM/LSM - 1150	VS - 1360	VB - 1460	Q - 2990
47131		Square 30", occasional height					
	in.	W 30 D 30 H 26	LB/LS - 1050	LBM/LSM - 1230	VS - 1440	VB - 1540	Q - 3070
47132		Square 30", lounge height					
	in.	W 30 D 30 H 29	LB/LS - 1070	LBM/LSM - 1250	VS - 1460	VB - 1560	Q - 3090
47133		Square 30", conference height					
	in.	W 30 D 30 H 36	LB/LS - 1280	LBM/LSM - 1460	VS - 1670	VB - 1770	Q - 3300
47134		Square 30", counter height					
	in.	W 30 D 30 H 41.75	LB/LS - 1300	LBM/LSM - 1480	VS - 1690	VB - 1790	Q - 3320
47135		Square 30", bar height					
	in.	W 36 D 36 H 15	LB/LS - 1190	LBM/LSM - 1370	VS - 1490	VB - 1620	Q - 4740
47141		Square 36", occasional height					
	in.	W 36 D 36 H 26	LB/LS - 1270	LBM/LSM - 1450	VS - 1570	VB - 1700	Q - 4820
47142		Square 36", lounge height					
	in.	W 36 D 36 H 29	LB/LS - 1290	LBM/LSM - 1470	VS - 1590	VB - 1720	Q - 4840
47143		Square 36", conference height					
	in.	W 36 D 36 H 36	LB/LS - 1500	LBM/LSM - 1680	VS - 1800	VB - 1930	Q - 5050
47144		Square 36", counter height					
	in.	W 36 D 36 H 41.75	LB/LS - 1520	LBM/LSM - 1700	VS - 1820	VB - 1950	Q - 5070
47145		Square 36", bar height					
	in.	W 48 D 48 H 15	LB/LS - 1520	LBM/LSM - 1750	VS - 2000	VB - 2200	Q - 6880
47161		Square 48", occasional height					
	in.	W 48 D 48 H 26	LB/LS - 1600	LBM/LSM - 1830	VS - 2080	VB - 2280	Q - 6960
47162		Square 48", lounge height					
	in.	W 48 D 48 H 29	LB/LS - 1620	LBM/LSM - 1850	VS - 2100	VB - 2300	Q - 6980
47163		Square 48", conference height					

TABLES

EFFECTIVE SEPTEMBER 1, 2016

LB/LS
Standard laminate
top, reverse bevel
vinyl edge/straight
laminated edge.














LBM/LSM
Matte laminate
top, reverse bevel
vinyl edge/straight
laminated edge.

VS
Veneer top,
straight veneer
edge

VB
Veneer top,
reverse bevel
solid wood edge

Q
Quartz top,
straight edge

JUXTA
CONTINUED

	in.	Diameter 30 H 15				
	47231	Round 30", occasional height	LB/LS - 990	LBM/LSM - 1140	VS - 1360	VB - 1460
	in.	Diameter 30 H 26				
	47232	Round 30", lounge height	LB/LS - 1070	LBM/LSM - 1220	VS - 1440	VB - 1540
	in.	Diameter 30 H 29				
	47233	Round 30", conference height	LB/LS - 1090	LBM/LSM - 1240	VS - 1460	VB - 1560
	in.	Diameter 30 H 36				
	47234	Round 30", counter height	LB/LS - 1300	LBM/LSM - 1450	VS - 1670	VB - 1770
	in.	Diameter 30 H 41.75				
	47235	Round 30", bar height	LB/LS - 1320	LBM/LSM - 1470	VS - 1690	VB - 1790
	in.	Diameter 36 H 15				
	47241	Round 36", occasional height	LB/LS - 1200	LBM/LSM - 1380	VS - 1490	VB - 1620
	in.	Diameter 36 H 26				
	47242	Round 36", lounge height	LB/LS - 1280	LBM/LSM - 1460	VS - 1570	VB - 1700
	in.	Diameter 36 H 29				
	47243	Round 36", conference height	LB/LS - 1300	LBM/LSM - 1480	VS - 1590	VB - 1720
	in.	Diameter 36 H 36				
	47244	Round 36", counter height	LB/LS - 1510	LBM/LSM - 1690	VS - 1800	VB - 1930
	in.	Diameter 36 H 41.75				
	47245	Round 36", bar height	LB/LS - 1530	LBM/LSM - 1710	VS - 1820	VB - 1950
	in.	Diameter 42 H 15				
	47251	Round 42", occasional height	LB/LS - 1260	LBM/LSM - 1450	VS - 1650	VB - 1830
	in.	Diameter 42 H 26				
	47252	Round 42", lounge height	LB/LS - 1340	LBM/LSM - 1530	VS - 1730	VB - 1910
	in.	Diameter 42 H 29				
	47253	Round 42", conference height	LB/LS - 1360	LBM/LSM - 1550	VS - 1750	VB - 1930

TABLES

EFFECTIVE SEPTEMBER 1, 2016

LB/LS
Standard laminate
top, reverse bevel
vinyl edge/straight
laminated edge.







LBM/LSM
Matte laminate
top, reverse bevel
vinyl edge/straight
laminated edge.

VS
Veneer top,
straight veneer
edge

VB
Veneer top,
reverse bevel
solid wood edge

Q
Quartz top,
straight edge

JUXTA
CONTINUED

		in.	Diameter 48 H 15						
47261				LB/LS - 1530	LBM/LSM - 1760	VS - 2000	VB - 2200	Q - 6880	
			Round 48", occasional height						
		in.	Diameter 48 H 26						
47262				LB/LS - 1610	LBM/LSM - 1840	VS - 2080	VB - 2280	Q - 6960	
			Round 48", lounge height						
		in.	Diameter 48 H 29						
47263				LB/LS - 1630	LBM/LSM - 1860	VS - 2100	VB - 2300	Q - 6980	
			Round 48", conference height						

To Order Specify

<input checked="" type="checkbox"/>	<input type="checkbox"/>	<input type="checkbox"/>	<input type="checkbox"/>	<input type="checkbox"/>	<input type="checkbox"/>	<input type="checkbox"/>	<input type="checkbox"/>	<input type="checkbox"/>	<input type="checkbox"/>
Product Name Juxta	Table Shape	Table Top Size	Table Height	Surface/Edge Options	Wood Veneer Tops	Laminate Tops	Quartz Tops	Power Options satin aluminum finish)	Base Finish
Product Number 47	<input type="checkbox"/>	<input type="checkbox"/>	<input type="checkbox"/>	<input type="checkbox"/>	<input type="checkbox"/>	<input type="checkbox"/>	<input type="checkbox"/>	<input type="checkbox"/>	<input type="checkbox"/>
Surface/Edge Detail	<input type="checkbox"/>	<input type="checkbox"/>	<input type="checkbox"/>	<input type="checkbox"/>	<input type="checkbox"/>	<input type="checkbox"/>	<input type="checkbox"/>	<input type="checkbox"/>	<input type="checkbox"/>
Table Top Material/Colour	<input type="checkbox"/>	<input type="checkbox"/>	<input type="checkbox"/>	<input type="checkbox"/>	<input type="checkbox"/>	<input type="checkbox"/>	<input type="checkbox"/>	<input type="checkbox"/>	<input type="checkbox"/>
Power Option	<input type="checkbox"/>	<input type="checkbox"/>	<input type="checkbox"/>	<input type="checkbox"/>	<input type="checkbox"/>	<input type="checkbox"/>	<input type="checkbox"/>	<input type="checkbox"/>	<input type="checkbox"/>
Base Finish	<input type="checkbox"/>	<input type="checkbox"/>	<input type="checkbox"/>	<input type="checkbox"/>	<input type="checkbox"/>	<input type="checkbox"/>	<input type="checkbox"/>	<input type="checkbox"/>	<input type="checkbox"/>
Quantity	<input type="checkbox"/>	<input type="checkbox"/>	<input type="checkbox"/>	<input type="checkbox"/>	<input type="checkbox"/>	<input type="checkbox"/>	<input type="checkbox"/>	<input type="checkbox"/>	<input type="checkbox"/>
End User	<input type="checkbox"/>	<input type="checkbox"/>	<input type="checkbox"/>	<input type="checkbox"/>	<input type="checkbox"/>	<input type="checkbox"/>	<input type="checkbox"/>	<input type="checkbox"/>	<input type="checkbox"/>
	1 Square	3 30"	1 Occasional	LB - Standard laminate, reverse bevel vinyl edge LS - Standard laminate, straight laminate edge; 2 options available: LSC - Straight laminate edge with corresponding laminate edge band LSP - Straight laminate edge with exposed ply edge band	OKN - Natural Oak OKG - Grey Oak OKB - Black Oak MAN - Natural Maple MAG - Golden Maple WAN - Natural Walnut WAD - Dark Walnut WAM - Mahogany (on Walnut) CHN - Natural Cherry CHM - Medium Cherry CHD - Dark Cherry CUS - Custom stain; add \$250 net flat fee, plus 5% net	Standard Laminates Lam11 - Manitoba Maple Lam12 - Monticello Maple Lam13 - Fonthill Pear Lam14 - Biltmore Cherry Lam15 - Hampton Walnut Lam16 - Montana Walnut Lam17 - Xanadu Lam18 - Studio Teak Lam19 - Cafelle Lam20 - Honduran Mahogany Lam21 - Empire Mahogany Lam22 - Walnut Heights Lam31 - Designer White Lam32 - Antique White Lam33 - Alabaster Lam34 - Haze Lam35 - Slate Grey Lam36 - Dove Grey Lam37 - North Sea Lam39 - Crisp Linen Lam40 - Venetian Ale Lam41 - Cosmic Strandz Lam42 - Vapor Strandz 909 - Black	BLZ - Blizzard RVN - Raven	\$900: PA2A - 2 power outlets \$1100 PA2B - 1 power & 1 USB (2 USB connections)	PA00 - Polished Aluminum PC23 - Dark Grey
	2 Round	4 36"	2 Lounge	LBM - Matte laminate, reverse bevel vinyl edge LSM - Matte laminate, straight laminate edge; 2 options available: LSMC - Straight laminate edge with corresponding laminate edge band LSMP - Straight laminate edge with exposed ply edge band		Matte Laminates Lam60 - Bianco Alaska Lam61 - Bianco Kos Lam62 - Bianco Malé Lam63 - Grigio Efeso Lam64 - Beige Luxor Lam65 - Rosa Colorado Lam66 - Castoro Ottawa Lam67 - Grigio Londra Lam68 - Grigio Bromo Lam69 - Blu Delft Lam70 - Nero Ingo Lam71 - Titanio Doha Lam72 - Zinco Doha Lam73 - Bronzo Doha Lam74 - Piombo Doha			
		5 42" (Round top only)	3 Conference						
		6 48"	4 Counter (N/A Square 48", Round 42 & 48")						
			5 Bar (N/A Square 48", Round 42 & 48")	VB - Veneer, reverse bevel solid wood edge VS - Veneer, straight veneer edge Q - Quartz straight edge					

TABLES

EFFECTIVE SEPTEMBER 1, 2016

LB/LS Standard laminate top, reverse bevel vinyl edge/straight laminate edge.
 LBM/LSM Matte laminate top, reverse bevel vinyl edge/straight laminate edge.
 VS Veneer top, straight veneer edge
 VB Veneer top, reverse bevel solid wood edge
 Q Quartz top, straight edge

JUXTA
Design E00S

Shipped with PA00 Polished Aluminum or PC23 Dark Grey base. All tables available with power supply. For 2 electrical outlets, specify PA2A; add \$1500. For 1 electrical outlet and 1 USB outlet (2 USB connections), specify PA2B; add \$1500. For all other construction details, colour, finish and stain choices see page 6 or www.keilhauerpricelist.com.

	in.	W 60 D 36 H 29						
			LB/LS - 2180	LBM/LSM - 2560	VS - 2860	VB - 3090	Q - 5990	
47433		Rectangle 36" x 60", conference height						
	in.	W 66 D 36 H 29						
			LB/LS - 2300	LBM/LSM - 2740	VS - 3050	VB - 3300	Q - 6350	
47443		Rectangle 36" x 66", conference height						
	in.	W 72 D 36 H 29						
			LB/LS - 2440	LBM/LSM - 2920	VS - 3260	VB - 3530	Q - 6690	
47453		Rectangle 36" x 72", conference height						
	in.	W 78 D 36 H 29						
			LB/LS - 2570	LBM/LSM - 3100	VS - 3460	VB - 3740	Q - 6990	
47463		Rectangle 36" x 78", conference height						
	in.	W 84 D 36 H 29						
			LB/LS - 2700	LBM/LSM - 3280	VS - 3660	VB - 3960	Q - 7390	
47473		Rectangle 36" x 84", conference height						
	in.	W 72 D 42 H 29						
			LB/LS - 2690	LBM/LSM - 3260	VS - 3630	VB - 3930	Q - 7290	
47553		Rectangle 42" x 72", conference height						
	in.	W 78 D 42 H 29						
			LB/LS - 2850	LBM/LSM - 3470	VS - 3880	VB - 4200	Q - 7690	
47563		Rectangle 42" x 78", conference height						
	in.	W 84 D 42 H 29						
			LB/LS - 3010	LBM/LSM - 3680	VS - 4130	VB - 4470	Q - 7990	
47573		Rectangle 42" x 84", conference height						

To Order Specify

<input type="checkbox"/>	<input type="checkbox"/>	<input type="checkbox"/>	<input checked="" type="checkbox"/>	<input type="checkbox"/>	<input type="checkbox"/>	<input type="checkbox"/>	<input type="checkbox"/>	<input type="checkbox"/>	<input type="checkbox"/>	<input type="checkbox"/>
Product Name	Juxta	Table Depth	Table Width	Conference Height	Surface/Edge Options	Wood Veneer Tops	Laminate Tops	Quartz Tops	Power Options (satin aluminum finish)	Base Finish
Product Number	47			3						
Surface/Edge Detail					LB - Standard laminate, reverse bevel vinyl edge LS - Standard laminate, straight laminate edge; 2 options available: LSC - Straight laminate edge with corresponding laminate edge band LSP - Straight laminate edge with exposed ply edge band	OKN - Natural Oak OKG - Grey Oak OKB - Black Oak MAN - Natural Maple MAG - Golden Maple WAN - Natural Walnut WAD - Dark Walnut WAM - Mahogany (on Walnut) CHN - Natural Cherry CHM - Medium Cherry CHD - Dark Cherry CUS - Custom stain; add \$250 net flat fee, plus 5% net	Standard Laminates Lam11 - Manitoba Maple Lam12 - Monticello Maple Lam13 - Fonthill Pear Lam14 - Biltmore Cherry Lam15 - Hampton Walnut Lam16 - Montana Walnut Lam17 - Xanadu Lam18 - Studio Teak Lam19 - Cafelle Lam20 - Honduran Mahogany Lam21 - Empire Mahogany Lam22 - Walnut Heights Lam31 - Designer White Lam32 - Antique White Lam33 - Alabaster Lam34 - Haze Lam35 - Slate Grey Lam36 - Dove Grey Lam37 - North Sea Lam39 - Crisp Linen Lam40 - Venetian Ale Lam41 - Cosmic Strandz Lam42 - Vapor Strandz 909 - Black	BLZ - Blizzard RVN - Raven	S - No Power \$1500: PA2A - 2 power outlets PA2B - 1 power & 1 USB (2 USB connections)	PA00 - Polished Aluminum PC23 - Dark Grey
Table Top Material/Colour		4	3							
Power Option		36"	60" (36" D Only)							
Base Finish		5	4	5						
Quantity		42"	66" (36" D Only)	72"						
End User			78"							
			84"							

LS
Standard
Laminate top,
straight laminate
edge





LSM
Matte Laminate
top, straight
laminated edge

VS
Veneer top,
straight veneer
edge

JUXTA

CONTINUED
Design EOOS

Available with power supply. For 3 electrical outlets and 1 USB outlet (2 USB connections), specify PA4B; add \$990.
For all other construction details, colour, finish and stain choices see page 6 or www.keilhauerpricelist.com.

	in.	W 30 D 94.5 H 36			
			LS - 5990	LSM - 6890	VS - 6490
49384		Slab table 94.5", counter height			
	in.	W 30 D 94.5 H 41.75			
			LS - 6290	LSM - 7240	VS - 6790
49385		Slab table 94.5", bar height			
	in.	W 30 D 120 H 36			
			LS - 6990	LSM - 8040	VS - 7090
49394		Slab table 120", counter height			
	in.	W 30 D 120 H 41.75			
			LS - 6790	LSM - 7810	VS - 7290
49395		Slab table 120", bar height			

To Order Specify

49 Juxta
 3 Slab Table
 Table Top Size
 Table Height
 Surface Options
 Wood Veneer Tops
 Laminate Tops
 Power Options

Product Name
Product Number
Surface Material
Table Color
Power Option
Quantity
End User

8
94.5"

4
Counter

9
120"

5
Bar

LS - Laminate top, laminate straight edge
LSM - Matte laminate top, laminate straight edge
VS - Veneer top, veneer straight edge

OKN - Natural Oak
OKG - Grey Oak
OKB - Black Oak
MAN - Natural Maple
MAG - Golden Maple
WAN - Natural Walnut
WAD - Dark Walnut
WAM - Mahogany (on Walnut)
CHN - Natural Cherry
CHM - Medium Cherry
CHD - Dark Cherry
CUS - Custom stain; add \$250 net flat fee, plus 5% net

Standard Laminates
Lam11 - Manitoba Maple
Lam12 - Monticello Maple
Lam13 - Fonthill Pear
Lam14 - Biltmore Cherry
Lam15 - Hampton Walnut
Lam16 - Montana Walnut
Lam17 - Xanadu
Lam18 - Studio Teak
Lam19 - Cafelle
Lam20 - Honduran Mahogany
Lam21 - Empire Mahogany
Lam22 - Walnut Heights
Lam31 - Designer White
Lam32 - Antique White
Lam33 - Alabaster
Lam34 - Haze
Lam35 - Slate Grey
Lam36 - Dove Grey
Lam37 - North Sea
Lam39 - Crisp Linen
Lam40 - Venetian Ale
Lam41 - Cosmic Strandz
Lam42 - Vapor Strandz
909 - Black











Matte Laminates
Lam60 - Bianco Alaska
Lam61 - Bianco Kos
Lam62 - Bianco Malé
Lam63 - Grigio Efeso
Lam64 - Beige Luxor
Lam65 - Rosa Colorado
Lam66 - Castoro Ottawa
Lam67 - Grigio Londra
Lam68 - Grigio Bromo
Lam69 - Blu Delft
Lam70 - Nero Ingo
Lam71 - Titanio Doha
Lam72 - Zinco Doha
Lam73 - Bronzo Doha
Lam74 - Piombo Doha

Box is finished in Satin Aluminum
PA4B - 3 power & 1 USB (2 USB connections)

KM-TABLES

Design Mark Kapka

Base is solid wood, available with standard stains. Table top is quartz, with Raven (RVN) or Blizzard (BLZ) quartz colour options. For all other construction details, colour, finish and stain choices see page 6 or www.keilhauerpricelist.com.

	in.	W 19 D 19 H 20
		2490
	59901	End table, 19x19
	in.	W 22 D 22 H 18
		2570
	59902	End table, 22x22
	in.	W 42 D 19 H 15
		3670
 	59903	Coffee table, 42x19
	in.	W 48 D 22 H 15
		4220
 	59904	Coffee table, 48x22

To Order Specify



Quartz Colour













Base Finish

Product Name
Product Number
Quartz Colour
Base Finish
Quantity
End User

- | | |
|----------------|----------------------|
| BLZ - Blizzard | W21 - Natural Maple |
| RVN - Raven | W22 - Natural Cherry |
| | W23 - Medium Cherry |
| | W24 - Dark Cherry |
| | W25 - Walnut |
| | W26 - Mahogany |
| | W27 - Solid Black |
| | W28 - Black Stain |
| | W30 - Honey |

TABLES

EFFECTIVE SEPTEMBER 1, 2016

		Standard Laminate	Matte Laminate
LOON			
Design Tom Deacon		Table base is chrome. For all other construction details, colour, finish and stain choices see page 6 or www.keilhauerpricelist.com .	
	in.	Diameter 24 H 40	
		880	1020
	1742	Round table	
	in.	Diameter 30 H 29	
		970	1120
	1744	Round table	
	in.	Diameter 36 H 29	
		1090	1260
	1751	Round table	
	in.	W 30 D 30 H 29	
		970	1120
	1760	Square table	
	in.	W 36 D 36 H 29	
		1090	1260
	1762	Square table	

To Order Specify



Laminate Top Colour

Product Name
Product Number
Table Top
Quantity
End User

Standard Laminates	Matte Laminates
918 - Neutral White	Lam60 - Bianco Alaska
932 - Antique White	Lam61 - Bianco Kos
929 - Oyster Grey	Lam62 - Bianco Malé
902 - Platinum	Lam63 - Grigio Efeso
928 - Mouse	Lam64 - Beige Luxor
949 - White	Lam65 - Rosa Colorado
909 - Black	Lam66 - Castoro Ottawa
	Lam67 - Grigio Londra
	Lam68 - Grigio Bromo
	Lam69 - Blu Delft
	Lam70 - Nero Ingo
	Lam71 - Titanio Doha
	Lam72 - Zinco Doha
	Lam73 - Bronzo Doha
	Lam74 - Piombo Doha

TABLES










EFFECTIVE SEPTEMBER 1, 2016

NET

Design E00S

Shipped standard with BA00 brushed aluminum base, unless specified otherwise.

For all other construction details, colour, finish and stain choices see page 6 or www.keilhauerpricelist.com.








	in.	W 20 D 20 H 15.25
		1250
	9130	Square table - Glass top
	in.	W 20 D 20 H 15.25
		760
	9130B	Base only
	in.	W 32 D 32 H 15.25
		1540
	9131	Square table - Glass top
	in.	W 32 D 32 H 15.25
		810
	9131B	Base only
	in.	W 48 D 24 H 15.25
		1650
	9133	Rectangular table - Glass top
	in.	W 48 D 24 H 15.25
		850
	9133B	Base only
	in.	W 48 D 48 H 15.25
		2200
	9136	Square table - Glass top
	in.	W 48 D 48 H 15.25
		890
	9136B	Base only

Standard Laminate

Matte Laminate

SIP
Design E00S

Table column is solid Ash, and is available in 10 stain colours. The table base and support bracket are steel and are available in PC00 Nickel, PC01 Onyx, PC05 Shale, PC06 Mica or PC23 Dark Grey. For all other construction details, colour, finish and stain choices see page 6 or www.keilhauerpricelist.com.

in.					
		68951	W 19 D 19 H 18.75	1690	1860
			Round end table - low		
in.					
		68952	W 19 D 19 H 23.25	1690	1860
			Round end table - high		
in.					
		68953	W 27.5 D 27.5 H 26.25	1890	2080
			Round conversation table		
in.					
		68964	W 59 D 30 H 17.75	2600	2860
			Rectangle coffee table		

To Order Specify

Product Name
Product Number
Shape
Frame Finish
Surface Material
Quantity
End User

<input checked="" type="checkbox"/>	<input type="checkbox"/>	<input type="checkbox"/>	<input type="checkbox"/>	<input type="checkbox"/>	<input type="checkbox"/>	<input type="checkbox"/>
68	9					
Hangout	Sip Table	Shape	Base Finish	Wood Column Finish	Edge Options	Table Laminate Options
	5		PC00 - Nickel PC01 - Onyx PC05 - Shale PC06 - Mica PC23 - Dark Grey	Solid Ash Wood AHM - Midnight AHS - Snow AHB - Blue AHP - Pink AHY - Yellow AHC - Chartreuse AHG - Dark Grey AHF - Fog AHN - Natural Ash AHW - Walnut on Ash	LS - Standard laminate, straight laminate edge; 2 options available: LSC - Straight laminate edge with coordinating laminate edge band LSP - Straight laminate edge with exposed ply edge band LSM - Matte laminate, straight laminate edge; 2 options available: LSMC - Straight laminate edge with coordinating laminate edge band LSMP - Straight laminate edge with exposed ply edge band	Standard Laminates Lam11 - Manitoba Maple Lam12 - Monticello Maple Lam13 - Fonthill Pear Lam14 - Biltmore Cherry Lam15 - Hampton Walnut Lam16 - Montana Walnut Lam17 - Xanadu Lam18 - Studio Teak Lam19 - Cafelle Lam20 - Honduran Mahogany Lam21 - Empire Mahogany Lam22 - Walnut Heights Lam31 - Designer White Lam32 - Antique White Lam33 - Alabaster Lam34 - Haze Lam35 - Slate Grey Lam36 - Dove Grey Lam37 - North Sea Lam39 - Crisp Linen Lam40 - Venetian Ale Lam41 - Cosmic Strandz Lam42 - Vapor Strandz 909 - Black
	6					Matte Laminates Lam60 - Bianco Alaska Lam61 - Bianco Kos Lam62 - Bianco Malé Lam63 - Grigio Efeso Lam64 - Beige Luxor Lam65 - Rosa Colorado Lam66 - Castoro Ottawa Lam67 - Grigio Londra Lam68 - Grigio Bromo Lam69 - Blu Delft Lam70 - Nero Ingo Lam71 - Titanio Doha Lam72 - Zinco Doha Lam73 - Bronzo Doha Lam74 - Plombo Doha
	Rectangle					







TABLES

EFFECTIVE SEPTEMBER 1, 2016

SYZ
Design EOOS

LB	Standard Laminate top, reverse bevel vinyl edge	LBM	Matte Laminate top, reverse bevel vinyl edge	VS	Veneer top, straight veneer edge	VB	Veneer top, reverse bevel solid wood edge	GB	Glass top, straight edge, reverse bevel	Q	Quartz top, straight edge
----	---	-----	--	----	----------------------------------	----	---	----	---	---	---------------------------

Standard base finish is PA Polished Aluminum. Powder Coats available, add \$100, see below. All tables available with power supply; 3 power/2 USB; for 1 box, add \$1620; for 2 boxes, add \$2740, see below. Black PET mesh casing to connect power from conduit to the floor is included. **Net cartoning charges: for 60" square/round add \$110, for 72" square/round add \$160, for 84" round add \$200, for 42" and 44" depth rectangle add \$160, for 50" depth rectangle add \$170.**
For all other construction details, colour, finish and stain choices see page 6 or www.keilhauerpricelist.com.

	in.	W 60 D 60 H 15								
		LB - 3980	LBM - 4580	VS - 4660	VB - 5870	GB - 8560	Q - 9730			
10411		Square 60", occasional height - A cartoning charge of \$110 NET will be applied to each table								
	in.	W 60 D 60 H 26								
		LB - 4190	LBM - 4790	VS - 4870	VB - 6080	GB - 8770	Q - 9940			
10412		Square 60", lounge height - A cartoning charge of \$110 NET will be applied to each table								
	in.	W 60 D 60 H 29								
		LB - 4230	LBM - 4830	VS - 4910	VB - 6120	GB - 8810	Q - 9980			
10413		Square 60", conference height - A cartoning charge of \$110 NET will be applied to each table								
	in.	W 72 D 72 H 15								
		LB - 4990	LBM - 5740	VS - 6280	VB - 7230	GB - 11240	Q - 12480			
10421		Square 72", occasional height, 2-piece top - A cartoning charge of \$160 NET will be applied to each table								
	in.	W 72 D 72 H 26								
		LB - 5200	LBM - 5950	VS - 6490	VB - 7440	GB - 11450	Q - 12690			
10422		Square 72", lounge height, 2-piece top - A cartoning charge of \$160 NET will be applied to each table								
	in.	W 72 D 72 H 29								
		LB - 5240	LBM - 5990	VS - 6530	VB - 7480	GB - 11490	Q - 12730			
10423		Square 72", conference height, 2-piece top - A cartoning charge of \$160 NET will be applied to each table								

To Order Specify

<input checked="" type="checkbox"/>	<input checked="" type="checkbox"/>	<input type="checkbox"/>	<input type="checkbox"/>	<input type="checkbox"/>	<input type="checkbox"/>	<input type="checkbox"/>	<input type="checkbox"/>	<input type="checkbox"/>	<input type="checkbox"/>	<input type="checkbox"/>
Syz	Square table	Table top size	Table height	Surface/Edge Options	Wood Veneer Tops	Laminate Tops	Quartz Tops	Glass Tops	Base Finish	Power Options (available with satin aluminum finish)

Product Name	Syz										
Product Number	10	4									
Surface/Edge Detail											
Table Top Material/Colour											
Power Option											
Base Finish											
Quantity	1	1	1	1	1	1	1	1	1	1	
End User	60"	occasional	lounge	conference	LB - Standard Laminate, reverse bevel vinyl edge LBM - Matte Laminate, reverse bevel vinyl edge VS - Veneer, straight veneer edge VB - Veneer, reverse bevel solid wood edge Q - Quartz straight edge GB - Glass, straight edge, reverse bevel	OKN - Natural Oak OKG - Grey Oak OKB - Black Oak MAN - Natural Maple MAG - Golden Maple WAN - Natural Walnut WAD - Dark Walnut WAM - Mahogany (on Walnut) CHN - Natural Cherry CHM - Medium Cherry CHD - Dark Cherry CUS - Custom stain; add \$250 net flat fee, plus 5% net	Standard Laminates Lam11 - Manitoba Maple Lam13 - Fonthill Pear Lam14 - Blitmore Cherry Lam15 - Hampton Walnut Lam17 - Kanadu Lam18 - Studio Teak Lam19 - Cafelle Lam20 - Honduran Mahogany Lam21 - Empire Mahogany Lam22 - Walnut Heights Lam31 - Designer White Lam32 - Antique White Lam33 - Alabaster Lam34 - Haze Lam35 - Slate Grey Lam36 - Dove Grey Lam37 - North Sea Lam39 - Crisp Linen Lam40 - Venetian Ale Lam41 - Cosmic Strandz Lam42 - Vapor Strandz Lam43 - Satin Stainless 909 - Black	BLZ - Blizzard RVN - Raven	GL01 - Vermillion GL02 - Dark Grey GL03 - Silver GL04 - Dove GL05 - Beige GL06 - White	PA00 - Polished aluminum PC23 - Dark Grey PC24 - Warm Grey PC25 - White PC26 - Black (Satin) For all Powder Coats, add \$100	4 - outlet box; 3 power, 2 USB; specify PA4B For 1 box, add \$1620, see below for applicable model numbers. For 2 boxes, add \$2740, see below for applicable model numbers. Models available with 1 box only: 10411 10412 10413 Models available with 2 boxes only: 10421 10422 10423
						Matte Laminates Lam60 - Bianco Alaska Lam61 - Bianco Kos Lam62 - Bianco Malé Lam63 - Grigio Efeso Lam64 - Beige Luxor Lam65 - Rosa Colorado Lam66 - Castoro Ottawa Lam67 - Grigio Londra Lam68 - Grigio Bromo Lam69 - Blu Delft Lam70 - Nero Ingo Lam71 - Titanio Doha Lam72 - Zinco Doha Lam73 - Bronzo Doha Lam74 - Piombo Doha					










TABLES

EFFECTIVE SEPTEMBER 1, 2016

SYZ
CONTINUED
Design E00S

LB Standard Laminate top, reverse bevel vinyl edge	LBM Matte Laminate top, reverse bevel vinyl edge	VS Veneer top, straight veneer edge	VB Veneer top, reverse bevel solid wood edge	GB Glass top, straight edge, reverse bevel	Q Quartz top, straight edge
--	--	---	--	--	---------------------------------------

Standard base finish is PA Polished Aluminum. Powder Coats available, add \$100, see below. All tables available with power supply; 3 power/2 USB; for 1 box, add \$1620; for 2 boxes, add \$2740, see below. Black PET mesh casing to connect power from conduit to the floor is included. **Net cartoning charges: for 60" square/round add \$110, for 72" square/round add \$160, for 84" round add \$200, for 42" and 44" depth rectangle add \$160, for 50" depth rectangle add \$170.**
For all other construction details, colour, finish and stain choices see page 6 or www.keilhauerpricelist.com.

	in.	Diameter 60 H 15	LB - 3740	LBM - 4310	VS - 4330	VB - 5540	GB - 8510	Q - 9090
10511		Round 60", occasional height - A cartoning charge of \$110 NET will be applied to each table						
	in.	Diameter 60 H 26	LB - 3950	LBM - 4520	VS - 4540	VB - 5750	GB - 8720	Q - 9300
10512		Round 60", lounge height - A cartoning charge of \$110 NET will be applied to each table						
	in.	Diameter 60 H 29	LB - 3990	LBM - 4560	VS - 4580	VB - 5790	GB - 8760	Q - 9340
10513		Round 60", conference height - A cartoning charge of \$110 NET will be applied to each table						
	in.	Diameter 72 H 15	LB - 4730	LBM - 5440	VS - 5860	VB - 6790	GB - 11210	Q - 11740
10521		Round 72", occasional height, 2-piece top - A cartoning charge of \$160 NET will be applied to each table						
	in.	Diameter 72 H 26	LB - 4940	LBM - 5650	VS - 6070	VB - 7000	GB - 11420	Q - 11950
10522		Round 72", lounge height, 2-piece top - A cartoning charge of \$160 NET will be applied to each table						
	in.	Diameter 72 H 29	LB - 4980	LBM - 5690	VS - 6110	VB - 7040	GB - 11460	Q - 11990
10523		Round 72", conference height, 2-piece top - A cartoning charge of \$160 NET will be applied to each table						
	in.	Diameter 84 H 15	LB - 5820	LBM - 6700	VS - 7390	VB - 8690	GB - 13620	Q - 14840
10531		Round 84", occasional height, 2-piece top - A cartoning charge of \$200 NET will be applied to each table						
	in.	Diameter 84 H 26	LB - 6030	LBM - 6910	VS - 7600	VB - 8900	GB - 13830	Q - 15050
10532		Round 84", lounge height, 2-piece top - A cartoning charge of \$200 NET will be applied to each table						
	in.	Diameter 84 H 29	LB - 6070	LBM - 6950	VS - 7640	VB - 8940	GB - 13870	Q - 15090
10533		Round 84", conference height, 2-piece top - A cartoning charge of \$200 NET will be applied to each table						

To Order Specify

10

5

1

1

1

1

1

1

1

1

1

1

1

1

1

1

1

1

1

1

1

Product Name
Product Number
Surface/Edge Detail
Table Top Material/Colour
Power Option
Base Finish
Quantity
End User

Syz

Round Table

Table Top Size

Table Height

Surface/Edge Options

Wood Veneer Tops

Laminate Tops

Quartz Tops

Glass Tops

Base Finish

Power Options

1

60"

2

72"

3

84"

1

Occasional

2

Lounge

3

Conference

LB - Standard Laminate, Reverse Bevel Vinyl Edge
LBM - Matte Laminate, Reverse Bevel Vinyl Edge
VS - Veneer, Straight Veneer Edge
VB - Veneer, Reverse Bevel Solid Wood Edge
Q - Quartz Straight Edge

OKN - Natural Oak
OKG - Grey Oak
OKB - Black Oak
MAN - Natural Maple
MAG - Golden Maple
WAN - Natural Walnut
WAD - Dark Walnut
WAM - Mahogany (On Walnut)
CHN - Natural Cherry
CHM - Medium Cherry
CHD - Dark Cherry
CUS - Custom Stain; add \$250 net flat fee, plus 5% net

Standard Laminates
Lam11 - Manitoba Maple
Lam13 - Fonthill Pear
Lam14 - Biltmore Cherry
Lam15 - Hampton Walnut
Lam16 - Montana Walnut
Lam17 - Xanadu
Lam18 - Studio Teak
Lam19 - Cafelie
Lam20 - Honduran Mahogany
Lam21 - Empire Mahogany
Lam22 - Walnut Heights
Lam31 - Designer White
Lam32 - Antique White
Lam33 - Alabaster
Lam34 - Haze
Lam35 - Slate Grey
Lam36 - Dove Grey
Lam37 - North Sea
Lam39 - Crisp Linen
Lam40 - Venetian Ale
Lam41 - Cosmic Strandz
Lam42 - Vapor Strandz
Lam43 - Satin Stainless
909 - Black

Matte Laminates
Lam60 - Bianco Alaska
Lam61 - Bianco Kos
Lam62 - Bianco Malé
Lam63 - Grigio Efeso
Lam64 - Beige Luxor
Lam65 - Rosa Colorado
Lam66 - Castoro Ottava
Lam67 - Grigio Londra
Lam68 - Grigio Bromo
Lam69 - Blu Delft
Lam70 - Nero Ingo
Lam71 - Titanio Doha
Lam72 - Zinco Doha
Lam73 - Bronzo Doha
Lam74 - Piombo Doha

BLZ - Blizzard
RVN - Raven

GL01 - Vermillion
GL02 - Dark Grey
GL03 - Silver
GL04 - Dove
GL05 - Beige
GL06 - White

PA00 - Polished Aluminum
PC23 - Dark Grey
PC24 - Warm Grey
PC25 - White
PC26 - Black (Satin)
For all Powder Coats, add \$100

Box Finished in Satin Aluminum
4 - outlet box; 3 power, 2 USB; specify PA4B
For 1 box, add \$1620, see below for applicable model numbers.
For 2 boxes, add \$2740, see below for applicable model numbers.

Models Available with 1 Box Only:
10511
10512
10513

Models Available with 2 Boxes Only:
10521
10522
10523
10531
10532
10533











TABLES

EFFECTIVE SEPTEMBER 1, 2016

SYZ
CONTINUED
Design E00S

LB	Standard Laminate top, reverse bevel vinyl edge	LBM	Matte Laminate top, reverse bevel vinyl edge	VS	Veneer top, straight veneer edge	VB	Veneer top, reverse bevel solid wood edge	GB	Glass top, straight edge, reverse bevel	Q	Quartz top, straight edge
----	---	-----	--	----	----------------------------------	----	---	----	---	---	---------------------------

Standard base finish is PA Polished Aluminum. Powder Coats available, add \$100, see below. All tables available with power supply; 3 power/2 USB; for 1 box, add \$1620; for 2 boxes, add \$2740, see below. Black PET mesh casing to connect power from conduit to the floor is included. **Net cartoning charges: for 60" square/round add \$110, for 72" square/round add \$160, for 84" round add \$200, for 42" and 44" depth rectangle add \$160, for 50" depth rectangle add \$170.**
For all other construction details, colour, finish and stain choices see page 6 or www.keilhauerpricelist.com.

	in.	W 72 D 42 H 15									
		LB - 3680	LBM - 4240	VS - 4185	VB - 4870	GB - 7620	Q - 8100				
10601		Rectangle 72 x 42", occasional height - A cartoning charge of \$160 NET will be applied to each table									
	in.	W 72 D 42 H 26									
		LB - 3890	LBM - 4450	VS - 4395	VB - 5080	GB - 7830	Q - 8310				
10602		Rectangle 72 x 42", lounge height - A cartoning charge of \$160 NET will be applied to each table									
	in.	W 72 D 42 H 29									
		LB - 3930	LBM - 4490	VS - 4435	VB - 5120	GB - 7870	Q - 8350				
10603		Rectangle 72 x 42", conference height - A cartoning charge of \$160 NET will be applied to each table									
	in.	W 78 D 42 H 15									
		LB - 3990	LBM - 4590	VS - 4600	VB - 5360	GB - 8400	Q - 8720				
10611		Rectangle 78 x 42", occasional height - A cartoning charge of \$160 NET will be applied to each table									
	in.	W 78 D 42 H 26									
		LB - 4200	LBM - 4800	VS - 4810	VB - 5570	GB - 8610	Q - 8930				
10612		Rectangle 78 x 42", lounge height - A cartoning charge of \$160 NET will be applied to each table									
	in.	W 78 D 42 H 29									
		LB - 4240	LBM - 4840	VS - 4850	VB - 5610	GB - 8650	Q - 8970				
10613		Rectangle 78 x 42", conference height - A cartoning charge of \$160 NET will be applied to each table									
	in.	W 84 D 44 H 15									
		LB - 4300	LBM - 4950	VS - 5015	VB - 5850	GB - 9120	Q - 9820				
10621		Rectangle 84 x 44", occasional height - A cartoning charge of \$160 NET will be applied to each table									
	in.	W 84 D 44 H 26									
		LB - 4510	LBM - 5160	VS - 5225	VB - 6060	GB - 9330	Q - 10030				
10622		Rectangle 84 x 44", lounge height - A cartoning charge of \$160 NET will be applied to each table									
	in.	W 84 D 44 H 29									
		LB - 4550	LBM - 5200	VS - 5265	VB - 6100	GB - 9370	Q - 10070				
10623		Rectangle 84 x 44", conference height - A cartoning charge of \$160 NET will be applied to each table									
	in.	W 90 D 44 H 15									
		LB - 4480	LBM - 5160	VS - 5240	VB - 6150	GB - 9480	Q - 10460				
10631		Rectangle 90 x 44", occasional height - A cartoning charge of \$160 NET will be applied to each table									











TABLES

EFFECTIVE SEPTEMBER 1, 2016

SYZ
CONTINUED
Design EOOS

LB	Standard Laminate top, reverse bevel vinyl edge	LBM	Matte Laminate top, reverse bevel vinyl edge	VS	Veneer top, straight veneer edge	VB	Veneer top, reverse bevel solid wood edge	GB	Glass top, straight edge, reverse bevel	Q	Quartz top, straight edge
----	---	-----	--	----	----------------------------------	----	---	----	---	---	---------------------------

Standard base finish is PA Polished Aluminum. Powder Coats available, add \$100, see below. All tables available with power supply; 3 power/2 USB; for 1 box, add \$1620; for 2 boxes, add \$2740, see below. Black PET mesh casing to connect power from conduit to the floor is included. **Net cartoning charges: for 60" square/round add \$110, for 72" square/round add \$160, for 84" round add \$200, for 42" and 44" depth rectangle add \$160, for 50" depth rectangle add \$170.**
For all other construction details, colour, finish and stain choices see page 6 or www.keilhauerpricelist.com.

	in.	W 90" D 44" H 26"	LB - 4690	LBM - 5370	VS - 5450	VB - 6360	GB - 9690	Q - 10670			
10632		Rectangle 90 x 44", lounge height - A cartoning charge of \$160 NET will be applied to each table									
	in.	W 90" D 44" H 29"	LB - 4730	LBM - 5410	VS - 5490	VB - 6400	GB - 9730	Q - 10710			
10633		Rectangle 90 x 44", conference height - A cartoning charge of \$160 NET will be applied to each table									
	in.	W 96 D 44 H 15	LB - 4660	LBM - 5360	VS - 5465	VB - 6450	GB - 9920	Q - 11100			
10641		Rectangle 96 x 44", occasional height - A cartoning charge of \$160 NET will be applied to each table									
	in.	W 96 D 44 H 26	LB - 4870	LBM - 5570	VS - 5675	VB - 6660	GB - 10130	Q - 11310			
10642		Rectangle 96 x 44", lounge height - A cartoning charge of \$160 NET will be applied to each table									
	in.	W 96 D 44 H 29	LB - 4910	LBM - 5610	VS - 5715	VB - 6700	GB - 10170	Q - 11350			
10643		Rectangle 96 x 44", conference height - A cartoning charge of \$160 NET will be applied to each table									
	in.	W 102 D 44 H 15	LB - 4840	LBM - 5570	VS - 5690	VB - 6750	GB - 10360	Q - 11740			
10651		Rectangle 102 x 44", occasional height - A cartoning charge of \$160 NET will be applied to each table									
	in.	W 102 D 44 H 26	LB - 5050	LBM - 5780	VS - 5900	VB - 6960	GB - 10570	Q - 11950			
10652		Rectangle 102 x 44", lounge height - A cartoning charge of \$160 NET will be applied to each table									
	in.	W 102 D 44 H 29	LB - 5090	LBM - 5820	VS - 5940	VB - 7000	GB - 10610	Q - 11990			
10653		Rectangle 102 x 44", conference height - A cartoning charge of \$160 NET will be applied to each table									
	in.	W 108 D 44 H 15	LB - 5095	LBM - 5860	VS - 6010	VB - 7120	GB - 10990	Q - 12315			
10661		Rectangle 108 x 44", occasional height - A cartoning charge of \$160 NET will be applied to each table									
	in.	W 108 D 44 H 26	LB - 5305	LBM - 6070	VS - 6220	VB - 7330	GB - 11200	Q - 12525			
10662		Rectangle 108 x 44", lounge height - A cartoning charge of \$160 NET will be applied to each table									








TABLES

EFFECTIVE SEPTEMBER 1, 2016

SYZ
CONTINUED
Design EOOS

LB	Standard Laminate top, reverse bevel vinyl edge	LBM	Matte Laminate top, reverse bevel vinyl edge	VS	Veneer top, straight veneer edge	VB	Veneer top, reverse bevel solid wood edge	GB	Glass top, straight edge, reverse bevel	Q	Quartz top, straight edge
----	---	-----	--	----	----------------------------------	----	---	----	---	---	---------------------------

Standard base finish is PA Polished Aluminum. Powder Coats available, add \$100, see below. All tables available with power supply; 3 power/2 USB; for 1 box, add \$1620; for 2 boxes, add \$2740, see below. Black PET mesh casing to connect power from conduit to the floor is included. **Net cartoning charges: for 60" square/round add \$110, for 72" square/round add \$160, for 84" round add \$200, for 42" and 44" depth rectangle add \$160, for 50" depth rectangle add \$170.**
For all other construction details, colour, finish and stain choices see page 6 or www.keilhauerpricelist.com.

	in.	W 108 D 44 H 29	LB - 5345	LBM - 6110	VS - 6260	VB - 7370	GB - 11240	Q - 12565
10663		Rectangle 108 x 44", conference height - A cartoning charge of \$160 NET will be applied to each table						
	in.	W 114 D 44 H 15	LB - 5350	LBM - 6160	VS - 6330	VB - 7490	GB - 11340	Q - 12890
10671		Rectangle 114 x 44", occasional height - A cartoning charge of \$160 NET will be applied to each table						
	in.	W 114 D 44 H 26	LB - 5560	LBM - 6370	VS - 6540	VB - 7700	GB - 11550	Q - 13100
10672		Rectangle 114 x 44", lounge height - A cartoning charge of \$160 NET will be applied to each table						
	in.	W 114 D 44 H 29	LB - 5600	LBM - 6410	VS - 6580	VB - 7740	GB - 11590	Q - 13140
10673		Rectangle 114 x 44", conference height - A cartoning charge of \$160 NET will be applied to each table						
	in.	W 120 D 44 H 15	LB - 5605	LBM - 6450	VS - 6650	VB - 7860	GB - 11690	Q - 13465
10681		Rectangle 120 x 44", occasional height - A cartoning charge of \$160 NET will be applied to each table						
	in.	W 120 D 44 H 26	LB - 5815	LBM - 6660	VS - 6860	VB - 8070	GB - 11900	Q - 13675
10682		Rectangle 120 x 44", lounge height - A cartoning charge of \$160 NET will be applied to each table						
	in.	W 120 D 44 H 29	LB - 5855	LBM - 6700	VS - 6900	VB - 8110	GB - 11940	Q - 13715
10683		Rectangle 120 x 44", conference height - A cartoning charge of \$160 NET will be applied to each table						

To Order Specify

Product Name	<input checked="" type="checkbox"/> 10	<input checked="" type="checkbox"/> 6	<input type="checkbox"/>	<input type="checkbox"/>	<input type="checkbox"/>	<input type="checkbox"/>	<input type="checkbox"/>	<input type="checkbox"/>	<input type="checkbox"/>	<input type="checkbox"/>	<input type="checkbox"/>
Product Number	Syz	Rectangle table W 42"/44"	Table top size	Table height	Surface/Edge Options	Wood Veneer Tops	Laminate Tops	Quartz Tops	Glass Tops	Base Finish	Power Options
Surface/Edge Detail			<input type="checkbox"/> 0 72 x 42	<input type="checkbox"/> 5 102 x 44	<input type="checkbox"/> 1 occasional	OKN - Natural Oak OKG - Grey Oak OKB - Black Oak MAN - Natural Maple MAG - Golden Maple WAN - Natural Walnut WAD - Dark Walnut WAM - Mahogany (on Walnut) CHN - Natural Cherry CHM - Medium Cherry CHD - Dark Cherry CUS - Custom stain; add \$250 net flat fee, plus 5% net	Standard Laminates Lam11 - Manitoba Maple Lam13 - Fonthill Pear Lam14 - Blitmore Cherry Lam15 - Hampton Walnut Lam16 - Montana Walnut Lam17 - Xanadu Lam18 - Studio Teak Lam19 - Cafelle Lam20 - Honduran Mahogany Lam21 - Empire Mahogany Lam22 - Walnut Heights Lam31 - Designer White Lam32 - Antique White Lam33 - Alabaster Lam34 - Haze Lam35 - Slate Grey Lam36 - Dove Grey Lam37 - North Sea Lam39 - Crisp Linen Lam40 - Venetian Ale Lam41 - Cosmic Strandz Lam42 - Vapor Strandz Lam43 - Satin Stainless 909 - Black Matte Laminates Lam60 - Bianco Alaska Lam61 - Bianco Kos Lam62 - Bianco Malé Lam63 - Grigio Efeso Lam64 - Beige Luxor Lam65 - Rosa Colorado Lam66 - Castoro Ottawa Lam67 - Grigio Londra Lam68 - Grigio Bromo Lam69 - Blu Delft Lam70 - Nero Ingo Lam71 - Titanio Doha Lam72 - Zinco Doha Lam73 - Bronzo Doha Lam74 - Piombo Doha	BLZ - Blizzard RVN - Raven	GL01 - Vermillion GL02 - Dark Grey GL03 - Silver GL04 - Dove GL05 - Beige GL06 - White	PA00 - Polished Aluminum PC23 - Dark Grey PC24 - Warm Grey PC25 - White PC26 - Black (Satin) For all Powder Coats, add \$100	Box Finished in Satin Aluminum 4 - outlet box; 3 power, 2 USB; specify PA4B For 1 box, add \$1620, see below for applicable model numbers. For 2 boxes, add \$2740, see below for applicable model numbers. Models available with 1 box only: 10601, 10602, 10603, 10611, 10612, 10613, 10621, 10622, 10623, 10631, 10632, 10633 Models available with 2 boxes only: 10641, 10642, 10643, 10651, 10652, 10653, 10661, 10662, 10663, 10671, 10672, 10673, 10681, 10682, 10683
Power Option			<input type="checkbox"/> 1 78 x 42	<input type="checkbox"/> 6 108 x 44	<input type="checkbox"/> 2 lounge						
Base Finish			<input type="checkbox"/> 2 84 x 44	<input type="checkbox"/> 7 114 x 44	<input type="checkbox"/> 3 conference						
Quantity			<input type="checkbox"/> 3 90 x 44	<input type="checkbox"/> 8 120 x 44							
End User			<input type="checkbox"/> 4 96 x 44								

TABLES













EFFECTIVE SEPTEMBER 1, 2016

SYZ

CONTINUED
Design EOOS

LB	Standard Laminate top, reverse bevel vinyl edge	LBM	Matte Laminate top, reverse bevel vinyl edge	VS	Veneer top, straight veneer edge	VB	Veneer top, reverse bevel solid wood edge	GB	Glass top, straight edge, reverse bevel	Q	Quartz top, straight edge
----	---	-----	--	----	----------------------------------	----	---	----	---	---	---------------------------

Standard base finish is PA Polished Aluminum. Powder Coats available, add \$100, see below. All tables available with power supply; 3 power/2 USB; for 1 box, add \$1620; for 2 boxes, add \$2740, see below. Black PET mesh casing to connect power from conduit to the floor is included. **Net cartoning charges: for 60" square/round add \$110, for 72" square/round add \$160, for 84" round add \$200, for 42" and 44" depth rectangle add \$160, for 50" depth rectangle add \$170.**
For all other construction details, colour, finish and stain choices see page 6 or www.keilhauerpricelist.com.

	in.	W 84 D 50 H 15	LB - 4580	LBM - 5270	VS - 5415	VB - 6430	GB - 9860	Q - 9895
10721		Rectangle 84 x 50", occasional height - A cartoning charge of \$170 NET will be applied to each table						
	in.	W 84 D 50 H 26	LB - 4790	LBM - 5480	VS - 5625	VB - 6640	GB - 10070	Q - 10105
10722		Rectangle 84 x 50", lounge height - A cartoning charge of \$170 NET will be applied to each table						
	in.	W 84 D 50 H 29	LB - 4830	LBM - 5520	VS - 5665	VB - 6680	GB - 10110	Q - 10145
10723		Rectangle 84 x 50", conference height - A cartoning charge of \$170 NET will be applied to each table						
	in.	W 90 D 50 H 15	LB - 4830	LBM - 5560	VS - 5690	VB - 6750	GB - 10230	Q - 10790
10731		Rectangle 90 x 50", occasional height - A cartoning charge of \$170 NET will be applied to each table						
	in.	W 90 D 50 H 26	LB - 5040	LBM - 5770	VS - 5900	VB - 6960	GB - 10440	Q - 11000
10732		Rectangle 90 x 50", lounge height - A cartoning charge of \$170 NET will be applied to each table						
	in.	W 90 D 50 H 29	LB - 5080	LBM - 5810	VS - 5940	VB - 7000	GB - 10480	Q - 11040
10733		Rectangle 90 x 50", conference height - A cartoning charge of \$170 NET will be applied to each table						
	in.	W 96 D 50 H 15	LB - 5080	LBM - 5850	VS - 5965	VB - 7070	GB - 10750	Q - 11685
10741		Rectangle 96 x 50", occasional height - A cartoning charge of \$170 NET will be applied to each table						
	in.	W 96 D 50 H 26	LB - 5290	LBM - 6060	VS - 6175	VB - 7280	GB - 10960	Q - 11895
10742		Rectangle 96 x 50", lounge height - A cartoning charge of \$170 NET will be applied to each table						
	in.	W 96 D 50 H 29	LB - 5330	LBM - 6100	VS - 6215	VB - 7320	GB - 11000	Q - 11935
10743		Rectangle 96 x 50", conference height - A cartoning charge of \$170 NET will be applied to each table						
	in.	W 102 D 50 H 15	LB - 5330	LBM - 6130	VS - 6240	VB - 7390	GB - 11210	Q - 12580
10751		Rectangle 102 x 50", occasional height - A cartoning charge of \$170 NET will be applied to each table						
	in.	W 102 D 50 H 26	LB - 5540	LBM - 6340	VS - 6450	VB - 7600	GB - 11420	Q - 12790
10752		Rectangle 102 x 50", lounge height - A cartoning charge of \$170 NET will be applied to each table						
	in.	W 102 D 50 H 29	LB - 5580	LBM - 6380	VS - 6490	VB - 7640	GB - 11460	Q - 12830
10753		Rectangle 102 x 50", conference height - A cartoning charge of \$170 NET will be applied to each table						










TABLES

EFFECTIVE SEPTEMBER 1, 2016

SYZ
CONTINUED
Design E00S

LB Standard Laminate top, reverse bevel vinyl edge	LBM Matte Laminate top, reverse bevel vinyl edge	VS Veneer top, straight veneer edge	VB Veneer top, reverse bevel solid wood edge	GB Glass top, straight edge, reverse bevel	Q Quartz top, straight edge
--	--	---	--	--	---------------------------------------

Standard base finish is PA Polished Aluminum. Powder Coats available, add \$100, see below. All tables available with power supply; 3 power/2 USB; for 1 box, add \$1620; for 2 boxes, add \$2740, see below. Black PET mesh casing to connect power from conduit to the floor is included. **Net cartoning charges: for 60" square/round add \$110, for 72" square/round add \$160, for 84" round add \$200, for 42" and 44" depth rectangle add \$160, for 50" depth rectangle add \$170.**
For all other construction details, colour, finish and stain choices see page 6 or www.keilhauerpricelist.com.

	in.	W 108 D 50 H 15	LB - 5550	LBM - 6390	VS - 6415	VB - 7805	GB - 11870	Q - 13435	
10761		Rectangle 108 x 50", occasional height - A cartoning charge of \$170 NET will be applied to each table							
	in.	W 108 D 50 H 26	LB - 5760	LBM - 6600	VS - 6625	VB - 8015	GB - 12080	Q - 13645	
10762		Rectangle 108 x 50", lounge height - A cartoning charge of \$170 NET will be applied to each table							
	in.	W 108 D 50 H 29	LB - 5800	LBM - 6640	VS - 6665	VB - 8055	GB - 12120	Q - 13685	
10763		Rectangle 108 x 50", conference height - A cartoning charge of \$170 NET will be applied to each table							
	in.	W 114 D 50 H 15	LB - 5770	LBM - 6640	VS - 6590	VB - 8220	GB - 12260	Q - 14290	
10771		Rectangle 114 x 50", occasional height - A cartoning charge of \$170 NET will be applied to each table							
	in.	W 114 D 50 H 26	LB - 5980	LBM - 6850	VS - 6800	VB - 8430	GB - 12470	Q - 14500	
10772		Rectangle 114 x 50", lounge height - A cartoning charge of \$170 NET will be applied to each table							
	in.	W 114 D 50 H 29	LB - 6020	LBM - 6890	VS - 6840	VB - 8470	GB - 12510	Q - 14540	
10773		Rectangle 114 x 50", conference height - A cartoning charge of \$170 NET will be applied to each table							
	in.	W 120 D 50 H 15	LB - 5990	LBM - 6890	VS - 6765	VB - 8635	GB - 12640	Q - 15145	
10781		Rectangle 120 x 50", occasional height - A cartoning charge of \$170 NET will be applied to each table							
	in.	W 120 D 50 H 26	LB - 6200	LBM - 7100	VS - 6975	VB - 8845	GB - 12850	Q - 15355	
10782		Rectangle 120 x 50", lounge height - A cartoning charge of \$170 NET will be applied to each table							
	in.	W 120 D 50 H 29	LB - 6240	LBM - 7140	VS - 7015	VB - 8885	GB - 12890	Q - 15395	
10783		Rectangle 120 x 50", conference height - A cartoning charge of \$170 NET will be applied to each table							

To Order Specify

<input type="checkbox"/>	<input checked="" type="checkbox"/>	<input type="checkbox"/>	<input type="checkbox"/>	<input type="checkbox"/>	<input type="checkbox"/>	<input type="checkbox"/>	<input type="checkbox"/>	<input type="checkbox"/>	<input type="checkbox"/>	<input type="checkbox"/>	<input type="checkbox"/>
Product Name	Syz	Rectangle Table W 50"	Table Top Size	Table Height	Surface/Edge Options	Wood Veneer Tops	Laminate Tops	Quartz Tops	Glass Tops	Base Finish	Power Options
Product Number											
Surface/Edge Detail											
Table Top Material/Colour											
Power Option											
Base Finish											
Quantity											
End User											

2	6	1	LB - Standard Laminate, Reverse Bevel Vinyl Edge	OKN - Natural Oak	Standard Laminates	Matte Laminates	BLZ - Blizzard	GLO1 - Vermillion	PA00 - Polished Aluminum	Box Finished in Satin Aluminum
84"	108"	Occasional	LBM - Matte Laminate, Reverse Bevel Vinyl Edge	OKG - Grey Oak	Lam11 - Manitoba Maple	Lam60 - Bianco Alaska	RVN - Raven	GLO2 - Dark Grey	PC23 - Dark Grey	4 - outlet box; 3 power, 2 USB; specify PA4B
3	7	2	VS - Veneer, Straight Veneer Edge	MAN - Natural Maple	Lam13 - Fonthill Pear	Lam61 - Bianco Kos		GLO3 - Silver	PC24 - Warm Grey	For 1 box, add \$1620, see below for applicable model numbers.
90"	114"	Lounge	VB - Veneer, Reverse Bevel Solid Wood Edge	MAG - Golden Maple	Lam14 - Biltmore Cherry	Lam62 - Bianco Malé		GLO4 - Dove	PC25 - White	For 2 boxes, add \$2740, see below for applicable model numbers.
4	8	3	Q - Quartz Straight Edge	WAN - Natural Walnut	Lam15 - Hampton Walnut	Lam63 - Grigio Efeso		GLO5 - Beige	PC26 - Black (Satin)	Models available with 1 box only:
96"	120"	Conference	GB - Glass Top, Straight Edge, Reverse Bevel	WAD - Dark Walnut	Lam16 - Montana Walnut	Lam64 - Beige Luxor		GLO6 - White		10721, 10722
5				WAM - Mahogany (on Walnut)	Lam17 - Xanadu	Lam65 - Rosa Colorado				10723, 10731
102"				CHN - Natural Cherry	Lam18 - Studio Teak	Lam66 - Castoro Ottawa				10732, 10733
				CHM - Medium Cherry	Lam19 - Cafelle	Lam67 - Grigio Londra				Models available with 2 boxes only:
				CHD - Dark Cherry	Lam20 - Honduran Mahogany	Lam68 - Grigio Bromo				10741, 10742
				CUS - Custom stain; add \$250 net flat fee, plus 5% net	Lam21 - Empire Mahogany	Lam69 - Blu Delft				10743, 10751
					Lam22 - Walnut Heights	Lam70 - Nero Ingo				10752, 10753
					Lam31 - Designer White	Lam71 - Titano Doha				10761, 10762
					Lam32 - Antique White	Lam72 - Zinco Doha				10763, 10771
					Lam33 - Alabaster	Lam73 - Bronzo Doha				10772, 10773
					Lam34 - Haze	Lam74 - Piombo Doha				10781, 10782
					Lam35 - Slate Grey					10783
					Lam36 - Dove Grey					
					Lam37 - North Sea					
					Lam39 - Crisp Linen					
					Lam40 - Venetian Ale					
					Lam41 - Cosmic Strandz					
					Lam42 - Vapor Strandz					
					Lam43 - Satin Stainless					
					909 - Black					

TALK

Design EOOS

Table base is PC01 Onyx. The table edge detail is reverse bevel, with the bevel painted to match the top. Talk tables also complement Chemistry bench configurations. For all other construction details, colour, finish and stain choices see page 6 or www.keilhauerpricelist.com.

		Standard Laminate	Matte Laminate
	in.	W 40.75 D 44 H 25.25	
		2230	2570
	8720	Small hexagonal table - lounge	
	in.	W 40.75 D 44 H 17.25	
		2230	2570
	8721	Small hexagonal table - low	
	in.	W 49 D 29.25 H 17.25	
		2330	2680
	8722	Large hexagonal table - low	
	in.	W 49 D 29.25 H 25.25	
		2410	2780
	8727	Large hexagonal table - lounge	
	in.	W 49 D 29.25 H 28.25	
		2430	2800
	8723	Large hexagonal table - high	
	in.	W 15 D 15 H 20.25	
		800	920
	8724	Small square table	
	in.	W 27.5 D 27.5 H 17.25	
		1870	2160
	8725	Large square table	
	in.	W 38.25 D 38.25 H 17.25	
		2210	2550
	8726	Pentagon table	

To Order Specify

Product Name
Product Number
Table Top Color
Quantity
End User



Laminate Top Colours

Standard Laminates
918 - Neutral White
932 - Antique White
929 - Oyster Grey
902 - Platinum
928 - Mouse
949 - White
909 - Black



Laminate Top Colours Cont'd

Standard Laminates	Matte Laminates
Lam11 - Manitoba Maple	Lam60 - Bianco Alaska
Lam12 - Monticello Maple	Lam61 - Bianco Kos
Lam13 - Fonthill Pear	Lam62 - Bianco Malé
Lam14 - Biltmore Cherry	Lam63 - Grigio Efeso
Lam15 - Hampton Walnut	Lam64 - Beige Luxor
Lam16 - Montana Walnut	Lam65 - Rosa Colorado
Lam17 - Xanadu	Lam66 - Castoro Ottawa
Lam18 - Studio Teak	Lam67 - Grigio Londra
Lam19 - Cafelle	Lam68 - Grigio Bromo
Lam20 - Honduran Mahogany	Lam69 - Blu Delit
Lam21 - Empire Mahogany	Lam70 - Nero Ingo
Lam22 - Walnut Heights	Lam71 - Titanio Doha
Lam31 - Designer White	Lam72 - Zinco Doha
Lam32 - Antique White	Lam73 - Bronzo Doha
Lam33 - Alabaster	Lam74 - Piombo Doha
Lam34 - Haze	
Lam35 - Slate Grey	
Lam36 - Dove Grey	
Lam37 - North Sea	
Lam39 - Crisp Linen	
Lam40 - Venetian Ale	
Lam41 - Cosmic Strandz	
Lam42 - Vapor Strandz	
Lam43 - Satin Stainless	







TABLES

EFFECTIVE SEPTEMBER 1, 2016

TURN

Design Patty Johnson

For all other construction details, colour, finish and stain choices see page 6 or www.keilhauerpricelist.com.

	in.	Diameter 14 H 14
		820
	3901	Table - all maple
	in.	Diameter 14 H 14
		920
	3902	Table - all cherry
	in.	Diameter 14 H 14
		1020
	3903	Table - all walnut
	in.	Diameter 14 H 14
		950
	3904	Table - half maple & half colour
	in.	Diameter 14 H 14
		1050
	3905	Table - half cherry & half colour
	in.	Diameter 14 H 14
		1150
	3906	Table - half walnut & half colour

To Order Specify



Product Name
Product Number
Table Colour
Quantity
End User













Table Colour Options
TNO - Natural Oiled
TNN - Natural Clear Coat
TN70 - Soft White
TN71 - Spring Leaf
TN72 - Burnt Orange
TN73 - Red
TN74 - Blue
TN75 - Black

VISIT
Design E00S

Standard Laminate

Matte Laminate

All tables are configurable with Visit Benches and cannot be ordered individually. Tables are available with power supply. Power configuration is 3 power, 1 USB (2 connections), for an upcharge of \$450. If power is selected for the table in a configuration, all of the benches in the configuration need to have power integrated as well(no upcharge). For all other construction details, colour, finish and stain choices see page 6 or www.keilhauerpricelist.com.

	in.	W 15.75 D 28 H 14.5	
		590	650
	68651	Rectangle in-line table	
	in.	W 15.75 D 28 H 14.5	
		980	1080
	68653	Rectangle end table	
	in.	W 28 D 28 H 14.5	
		660	730
	68661	Square in-line table	
	in.	W 28 D 28 H 14.5	
		780	860
	68662	Square corner table	
	in.	W 28 D 28 H 14.5	
		1060	1170
	68663	Square end table	
	in.	W 25.25 D 28.25 H 14.5	
		660	730
	68681	30° curved in-line table	

To Order Specify

- Product Name
- Product Number
- Shape
- Ganging
- Frame Finish
- Surface Material
- Power Option
- Quantity
- End User

68
Visit

6
Table

Shape

Ganging

Frame Finish

Ash Wood Leg Stains

Edge Options

Table Laminate

Power

5
Rectangle

1
In-line

PC00 - Nickel
PC01 - Onyx
PC05 - Shale
PC06 - Mica
PC23 - Dark Grey

Solid Ash Wood
AHM - Midnight
AHS - Snow
AHS - Blue
AHP - Pink
AHY - Yellow
AHC - Chartreuse
AHG - Dark Grey
AHF - Fog
AHN - Natural Ash
AHW - Walnut on Ash

LS - Standard laminate, straight laminate edge; 2 options available:
LSC - Straight laminate edge with coordinating laminate edge band
LSP - Straight laminate edge with exposed ply edge band

LSM - Matte laminate, straight laminate edge; 2 options available:
LSMC - Straight laminate edge with coordinating laminate edge band
LSMP - Straight laminate edge with exposed ply edge band

Standard Laminates
Lam11 - Manitoba Maple
Lam12 - Monticello Maple
Lam13 - Fonthill Pear
Lam14 - Biltmore Cherry
Lam15 - Hampton Walnut
Lam16 - Montana Walnut
Lam17 - Xanadu
Lam18 - Studio Teak
Lam19 - Cafelle
Lam20 - Honduran Mahogany
Lam21 - Empire Mahogany
Lam22 - Walnut Heights
Lam31 - Designer White
Lam32 - Antique White
Lam33 - Alabaster
Lam34 - Haze
Lam35 - Slate Grey
Lam36 - Dove Grey
Lam37 - North Sea
Lam39 - Crisp Linen
Lam40 - Venetian Ale
Lam41 - Cosmic Strandz
Lam42 - Vapor Strandz
Lam43 - Satin Stainless
909 - Black

PA4C - 3 Power & 1 USB (2 USB connections) \$450 upcharge

6
Square

2
Corner (Square Only)

8
30°Curve

3
End (Rectangle and Square Only)

Matte Laminates
Lam60 - Bianco Alaska
Lam61 - Bianco Kos
Lam62 - Bianco Malé
Lam63 - Grigio Efeso
Lam64 - Beige Luxor
Lam65 - Rosa Colorado
Lam66 - Castoro Ottawa
Lam67 - Grigio Londra
Lam68 - Grigio Bromo
Lam69 - Blu Delft
Lam70 - Nero Ingo
Lam71 - Titanio Doha
Lam72 - Zinco Doha
Lam73 - Bronzo Doha
Lam74 - Piombo Doha

WHEELS

Design E00S

Standard Laminate

Matte Laminate

Chrome upcharge is \$60 for model 10010 and \$90 for Model 10011. All Locking casters upcharge is \$40 for model 10010 and \$50 for model 10011(LOC). 2 Locking casters upcharge is \$20(2LOC). Power unit finish is black soft touch plastic; configuration is 2 power and 2 USB. Recessed power shelf is always black laminate. 25' power cord is available in black or orange.
For all other construction details, see page 6 or www.keilhauerpricelist.com.



in.

Diameter 30 H 20.75

1990

2290

10010

Small round table with power on casters



in.

Diameter 47.5 H 20.75

2790

3210

10011

Large round table with power on casters

To Order Specify



Laminate Top Colors



Power Cord



Frame Finish



Casters

Product Name
Product Number
Table Top Color
Power Cord Color
Frame Finish
Casters
Quantity
End User

Standard Laminates
Lam11 - Manitoba Maple
Lam12 - Monticello Maple
Lam13 - Fonthill Pear
Lam14 - Biltmore Cherry
Lam15 - Hampton Walnut
Lam16 - Montana Walnut
Lam17 - Xanadu
Lam18 - Studio Teak
Lam19 - Cafelle
Lam20 - Honduran Mahogany
Lam21 - Empire Mahogany
Lam22 - Walnut Heights
Lam31 - Designer White
Lam32 - Antique White
Lam33 - Alabaster
Lam34 - Haze
Lam35 - Slate Grey
Lam36 - Dove Grey
Lam37 - North Sea
Lam39 - Crisp Linen
Lam40 - Venetian Ale
Lam41 - Cosmic Strandz
Lam42 - Vapor Strandz
Lam43 - Satin Stainless
909 - Black

Matte Laminates
Lam60 - Bianco Alaska
Lam61 - Bianco Kos
Lam62 - Bianco Malé
Lam63 - Grigio Efeso
Lam64 - Beige Luxor
Lam65 - Rosa Colorado
Lam66 - Castoro Ottawa
Lam67 - Grigio Londra
Lam68 - Grigio Bromo
Lam69 - Blu Delft
Lam70 - Nero Ingo
Lam71 - Titanio Doha
Lam72 - Zinco Doha
Lam73 - Bronzo Doha
Lam74 - Piombo Doha

Black - BLK
Orange - ORG

PC00 Nickel
PC01 Onyx
PC05 Shale
PC06 Mica
Chrome Upcharge
10010 \$60
10011 \$90

Small Table (4 Casters)
All non locking black casters standard - REG
All locking black casters - LOC - upcharge \$40
2 locking black casters - 2LOC - upcharge \$20

Large Table (5 Casters)
All non locking black casters standard - REG
All locking black casters - LOC - upcharge \$50
2 locking black casters - 2LOC - upcharge \$20

(The location of the locking casters is on the front 2 wheels of model 10010 and for model 10011 the 2 locking casters are positioned with 1 non-locking caster between them)

MULTIPURPOSE STACKING CHAIRS

EFFECTIVE SEPTEMBER 1, 2016
UPDATED OCTOBER 6, 2016

Gr A Gr B Gr C Gr D Gr E Gr F Gr G Gr H

ALSO

Design Tom Deacon

For all other construction details, colour, finish and stain choices see page 6 or www.keilhauerpricelist.com.



in.

W 19.5 D 24 H 31.25 SH 18

395

3510

4 Leg armless stacking chair, perforated contour seat & back



in.

W 22.5 D 24 H 31.25 SH 18 AH 27.25

445

3513

4 Leg stacking arm chair, perforated contour seat & back



in.

W 19.5 D 24.5 H 31.25 SH 18.75

COM 445 Fabric 487 503 520 544 569 594 619 643 0.75 Yd.

COL 490 Leather 626 682 746 8 Sq. Ft.

3520

4 Leg armless stacking chair, upholstered seat, perforated contour back



in.

W 22.5 D 24.5 H 31.25 SH 18.75 AH 27.25

COM 495 Fabric 537 553 570 594 619 644 669 693 0.75 Yd.

COL 545 Leather 681 737 801 8 Sq. Ft.

3523

4 Leg stacking arm chair, upholstered seat, perforated contour back



in.

W 19.5 D 24.5 H 31.75 SH 18.75

COM 495 Fabric 550 572 594 627 660 693 726 759 1 Yd.

COL 545 Leather 766 857 961 13 Sq. Ft.

3620

4 Leg armless stacking chair, upholstered seat & back



in.

W 22.5 D 24.5 H 31.75 SH 18.27 AH 27.25

COM 545 Fabric 600 622 644 677 710 743 776 809 1 Yd.

COL 600 Leather 821 912 1016 13 Sq. Ft.

3623

4 Leg stacking arm chair, upholstered seat & back



in.

W 25.5 D 55.5 H 62.5 (with 10 chairs stacked)

550

3626

Dolly

To Order Specify

Product Name
Product Number
Frame Finish
Shell Colour
Quantity
End User

3										
Also	Back	Seat	Arm Variation	Arm Options	Gangling Mechanism	Leg Option	Frame Finishes	Standard Shell Colours	Additional Colours Available with 125 Minimum Quantity	
5	1	0		Tablet Arm available on model 3513 add \$200 per chair TL - Tablet left sitting TR - Tablet right sitting Tablet Finishes: BLK Black	GM add \$35 per chair	C - Casters, in black only, add \$1.15 per chair. Add 0.5" to all height dimensions.	PC00 Nickel PC01 Onyx PC05 Shale PC06 Mica	Solid Shells 02 Spring 09 Silver 11 Teal 12 Steel Blue 13 Titanium 14 Warm Grey 15 Black 17 Wet Sand	Solid Shells 01 Sun 03 Grass 04 Sky 05 Crocus 06 Dusk 08 Pearl 10 Pale Green 16 White 18 Yellow 19 Orange 20 Espresso 21 Turquoise 22 Magenta 24 Moss 25 Red	Translucent Shells 34 Lilac 35 Lavender 36 Soft Plum 38 Celery 40 Cantaloupe 42 Raspberry 44 Grape 46 Blueberry 48 Turquoise 54 Orange 56 Soft Spring
6	2	3		Armless stacking chair				Translucent Shells 30 Frost 32 Soft Black 33 Navy 37 Ocean 39 Soft Yellow 41 Earth 50 Lime 52 Tomato		
Contoured Back with Slim Pad Attachment	Perforated Contour Back	Perforated Contour Seat	Stacking arm chair							

MULTIPURPOSE STACKING CHAIRS









EFFECTIVE SEPTEMBER 1, 2016

Gr A Gr B Gr C Gr D Gr E Gr F Gr G Gr H

CHIPS

Design Arik Levy

For Chrome, add \$75 for models with arms, \$50 for models without arms, \$355 for dolly.
For all other construction details, colour and finish choices see page 6 or www.keilhauerpricelist.com.

	in.	W 21 D 22 H 30.75 SH 18										
		395										
55160		4-leg chair with plastic seat and back, armless										
	in.	W 23.75 D 22 H 30.75 SH 18 AH 27.75										
		445										
55170		4-leg chair with plastic seat and back, with arms										
	in.	W 21 D 22 H 30.75 SH 18										
		740										
55260		4-leg chair with wood seat and back, armless										
	in.	W 23.75 D 22 H 30.75 SH 18 AH 27.75										
		790										
55270		4-leg chair with wood seat and back, with arms										
	in.	W 21 D 22 H 31 SH 18.75										
		COM 580 Fabric 635 657 679 712 745 778 811 844 1 Yd.										
		COL 638 Leather 927 1046 1182 17 Sq. Ft.										
55360		4-leg chair with upholstered seat and back, armless										
	in.	W 23.75 D 22 H 31 SH 18.75 AH 27.75										
		COM 630 Fabric 685 707 729 762 795 828 861 894 1 Yd.										
		COL 693 Leather 982 1101 1237 17 Sq. Ft.										
55370		4-leg chair with upholstered seat and back, with arms										
	in.	W 21 D 22 H 30.75 SH 18.75										
		COM 520 Fabric 562 578 595 619 644 669 694 718 0.75 Yd.										
		COL 572 Leather 789 878 980 12.75 Sq. Ft.										
55460		4-leg chair with upholstered seat and plastic back, armless										
	in.	W 23.75 D 22 H 30.75 SH 18.75 AH 27.75										
		COM 570 Fabric 612 628 645 669 694 719 744 768 0.75 Yd.										
		COL 627 Leather 844 933 1035 12.75 Sq. Ft.										
55470		4-leg chair with upholstered seat and plastic back, with arms										

To Order Specify

55

CHIPS

Product Name
Product Number
Frame Finish
Shell Colour
Quantity
End User



Seat/Back

1

Plastic seat and back

2

Wood seat and back

3

Upholstered seat and back

4

Upholstered seat plastic back

5

Upholstered seat wood back



Base

60

4-leg armless

70

4-leg with arms



Frame Finishes

PC00 Nickel
PC01 Onyx
PC05 Shale
PC06 Mica
Chrome - Upcharge
With arms - \$75
Without arms - \$50
Dolly - \$355



Wood Shell Colours

WAN - Natural Walnut
OKN - Natural Oak



Standard Shell Colours

Solid Shells
02 Spring
12 Steel Blue
13 Titanium
14 Warm Grey
15 Black
16 White
17 Wet Sand
19 Orange
21 Turquoise
22 Magenta





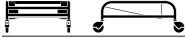
Additional Colours Available with 125 Minimum Quantity

Solid Shells
01 Sun
03 Grass
04 Sky
05 Crocus
06 Dusk
08 Pearl
09 Silver
10 Pale Green
11 Teal
18 Yellow
20 Espresso
24 Moss
25 Red

MULTIPURPOSE STACKING CHAIRS

EFFECTIVE SEPTEMBER 1, 2016

CHIPS CONTINUED

				Gr A	Gr B	Gr C	Gr D	Gr E	Gr F	Gr G			
	in.			W 21 D 22 H 30.75 SH 18.75									
		COM	655	Fabric	697	713	730	754	779	804	829	853	0.75 Yd.
		COL	721	Leather	938	1027	1129						12.75 Sq. Ft.
	55560	4-leg chair with upholstered seat and wood back, armless											
	in.			W 23.75 D 22 H 30.75 SH 18.75 AH 27.75									
		COM	695	Fabric	737	753	770	794	819	844	869	893	0.75 Yd.
		COL	765	Leather	982	1071	1173						12.75 Sq. Ft.
	55570	4-leg chair with upholstered seat and wood back, with arms											
	in.			W 25.25 D 36.25 H 12.5 (armless stacks 15 and chairs with arms stacks 10 on the dolly)									
		620											
	3824	Dolly											

To Order Specify

	55							
	Chips	Seat/Back	Base	Frame Finishes	Wood Shell Colours	Standard Shell Colours	Additional Colours Available with 125 Minimum Quantity	
Product Name								
Product Number								
Frame Finish								
Shell Colour								
Quantity								
End User								
		1	4	60	PC00 Nickel PC01 Onyx PC05 Shale PC06 Mica Chrome Upcharge With arms - \$75 Without arms - \$50 Dolly - \$355	WAN - Natural Walnut OKN - Natural Oak	Solid Shells 02 Spring 12 Steel Blue 13 Titanium 14 Warm Grey 15 Black 16 White 17 Wet Sand 19 Orange 21 Turquoise 22 Magenta	Solid Shells 01 Sun 03 Grass 04 Sky 05 Crocus 06 Dusk 08 Pearl 09 Silver 10 Pale Green 11 Teal 18 Yellow 20 Espresso 24 Moss 25 Red
		2	5	70				
		3						

MULTIPURPOSE STACKING CHAIRS






EFFECTIVE SEPTEMBER 1, 2016

Gr A Gr B Gr C Gr D Gr E Gr F Gr G Gr H

FLIT

Design Derek McLeod

Shipped standard with black urethane arm caps, unless specified otherwise. For chrome, add \$60.
 For ganging option, specify GM and add \$25 per chair.
 For all other construction details, colour, finish and stain choices see page 6 or www.keilhauerpricelist.com.

	in.	W 19.75 D 22.5 H 32 SH 18											
		COM	485	Fabric	513	524	535	551	568	584	601	617	0.5 Yd.
		COL	534	Leather	687	750	822						9 Sq. Ft.
3810		Mesh back stacking chair, armless											
	in.	W 22 D 22.5 H 32 SH 18 AH 25.25											
		COM	525	Fabric	553	564	575	591	608	624	641	657	0.5 Yd.
		COL	578	Leather	731	794	866						9 Sq. Ft.
3813		Mesh back stacking chair, with arms											
	in.	W 19.75 D 22.5 H 32 SH 18											
		COM	540	Fabric	568	579	590	606	623	639	656	672	0.5 Yd.
		COL	594	Leather	747	810	882						9 Sq. Ft.
3820		Mesh back stacking chair with casters, armless											
	in.	W 22 D 22.5 H 32 SH 18 AH 25.25											
		COM	580	Fabric	608	619	630	646	663	679	696	712	0.5 Yd.
		COL	638	Leather	791	854	926						9 Sq. Ft.
3823		Mesh back stacking chair with casters, with arms											
	in.	W 24.25 D 36.25 H 12.5 (stacks 12 on the dolly)											
		620											
	3824	Dolly											

To Order Specify

Product Name
 Product Number
 Frame Finish
 Mesh Colour
 Upholstery
 Quantity
 End User



Arm Option

WA Wood Arm caps- Upcharge \$85
 Standard wood stains:
 W20 Custom Colour
 W21 Natural Maple
 W22 Natural Cherry
 W23 Medium Cherry
 W24 Dark Cherry
 W25 Walnut
 W26 Mahogany
 W27 Solid Black
 W28 Black Stain



Frame Finishes

PC00 Nickel
 PC01 Onyx
 PC05 Shale
 PC06 Mica
 Chrome - Upcharge:
 Chair - \$60
 Dolly - \$355





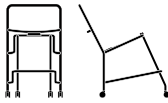
Mesh Colours

FT01 Black
 FT02 Espresso
 FT03 Atlantic
 FT04 Mushroom
 FT05 Scarlet
 FT06 Flamingo
 FT07 Wasabi
 FT08 Cactus
 FT09 Fog
 FT10 Iron
 FT11 Matterhorn

MULTIPURPOSE STACKING CHAIRS

EFFECTIVE SEPTEMBER 1, 2016
 UPDATED OCTOBER 6, 2016

GYM For all other construction details, colour, finish and stain choices see page 6 or www.keilhauerpricelist.com.
 Design Andrew Jones











	in.	W 20.25 D 21.25 H 31.5 SH 17.75
		240
4501		Stacking chair - armless
	in.	W 20.25 D 21.25 H 31.5 SH 17.75
		260
4511		Stacking chair - armless with ganging
	in.	W 21 D 34 H 37 - W 21 D 55.5 H 61 (with 15 chairs stacked)
		560
4504		Dolly

To Order Specify

Product Name	Frame Finishes	Standard Shell Colours	Additional Colours Available with 125 Minimum Quantity
Product Number			
Frame Finish			
Shell Colour			
Quantity			
End User			
	PC00 Nickel	Translucent Shells	Translucent Shells
	PC01 Onyx	30 Frost	34 Lilac
	PC05 Shale	31 Silver	35 Lavender
	PC06 Mica	32 Soft Black	36 Soft Plum
	PN00 Nickel Plate or	33 Navy	38 Celery
	Chrome - Upcharge:	37 Ocean	40 Cantaloupe
	Chair \$115	39 Soft Yellow	42 Raspberry
	Stool \$215	41 Earth	44 Grape
		46 Blueberry	48 Turquoise
		52 Tomato	50 Lime
		54 Orange	
		56 Soft Spring	

MULTIPURPOSE STACKING CHAIRS




EFFECTIVE SEPTEMBER 1, 2016

			Gr A	Gr B	Gr C	Gr D	Gr E	Gr F	Gr G	Gr H		
LOON		To add casters specify R for Regular and SOF for Softwheel. add \$115. For ganging, specify GM add \$25. Chrome upcharges are as follows: For chairs add \$70, for counterstools and barstools add \$100, for tablets add \$90. Tablets are black.										
Design Tom Deacon		For all other construction details, colour, finish and stain choices see page 6 or www.keilhauerpricelist.com.										
	in.	W 20 D 22.75 H 32.5 SH 17.75										
		395										
	1710	Armless chair, molded nylon seat and back										
	in.	W 24.75 D 22.75 H 32.5 SH 17.75 AH 26.5										
		445										
	1713	Arm chair, molded nylon seat and back										
	in.	W 24.75 D 22.50 H 32.75 SH 17.75										
		700										
	1716	Armless chair, molded nylon seat and back, tablet left sitting										
	in.	W 24.75 D 22.50 H 32.75 SH 17.75										
		700										
	1717	Armless chair, molded nylon seat and back, tablet right sitting										
	in.	W 20 D 22.75 H 32.5 SH 17.75										
		COM 445 Fabric 487 503 520 544 569 594 619 643 0.75 Yd.										
		COL 490 Leather 711 802 906 12.75 Sq. Ft.										
	1720	Armless chair, upholstered seat, molded nylon back										
	in.	W 24.75 D 22.75 H 32.5 SH 17.5 AH 26.5										
		COM 495 Fabric 537 553 570 594 619 644 669 693 0.75 Yd.										
		COL 545 Leather 766 857 961 12.75 Sq. Ft.										
	1723	Arm chair, upholstered seat, molded nylon back										
	in.	W 24.75 D 22.50 H 32.75 SH 18.25										
		COM 750 Fabric 792 808 825 849 874 899 924 948 0.75 Yd.										
		COL 825 Leather 1046 1137 1241 12.75 Sq. Ft.										
	1726	Armless chair, upholstered seat, molded nylon back, tablet left sitting										
	in.	W 24.75 D 22.50 H 32.75 SH 18.25										
		COM 750 Fabric 792 808 825 849 874 899 924 948 0.75 Yd.										
		COL 825 Leather 1046 1137 1241 12.75 Sq. Ft.										
	1727	Armless chair, upholstered seat, molded nylon back, tablet right sitting										
	in.	W 20 D 22.75 H 32.5 SH 17.75										
		COM 495 Fabric 550 572 594 627 660 693 726 759 1 Yd.										
		COL 545 Leather 834 953 1089 17 Sq. Ft.										
	1730	Armless chair, upholstered seat and upholstered back pad										
	in.	W 24.75 D 22.75 H 32.5 SH 17.75 AH 26.5										
		COM 545 Fabric 600 622 644 677 710 743 776 809 1 Yd.										
		COL 600 Leather 889 1008 1144 17 Sq. Ft.										
	1733	Arm chair, upholstered seat and upholstered back pad										

MULTIPURPOSE STACKING CHAIRS

EFFECTIVE SEPTEMBER 1, 2016

LOON CONTINUED

				Gr A	Gr B	Gr C	Gr D	Gr E	Gr F	Gr G	Gr H		
	in.	W 24.75 D 22.50 H 32.75 SH 18.25											
		COM	800	Fabric	855	877	899	932	965	998	1031	1064	1 Yd.
		COL	880	Leather	1169	1288	1424						
1736		Armless chair, upholstered seat and upholstered back pad, tablet left sitting											
	in.	W 24.75 D 22.50 H 32.75 SH 18.25											
		COM	800	Fabric	855	877	899	932	965	998	1031	1064	1 Yd.
		COL	880	Leather	1169	1288	1424						
1737		Armless chair, upholstered seat and upholstered back pad, tablet right sitting											
	in.	W 25.5 D 55.5 H 62.5 (stacks 10 on dolly)											
		550											
3626		Dolly											

To Order Specify

Product Name
Product Number
Frame Color
Shell Color
Quantity
End User



Frame Colour

Chrome
(Add \$70 for chairs,
\$100 for counter-
stools/barstools and
\$90 for tablets)
PC00 Nickel
PC01 Onyx
PC05 Shale
PC06 Mica
PC21 Matte Black
PC22 Matte White



Standard Shell Colour

Solid Shells
02 Spring
12 Steel Blue
13 Titanium
14 Warm Grey
15 Black
16 White
17 Wet Sand
19 Orange
25 Red



Additional Colours Available
with 125 Minimum Quantity

Solid Shells
01 Sun
03 Grass
04 Sky
05 Crocus
06 Dusk
08 Pearl
09 Silver
10 Pale Green
11 Teal
18 Yellow
20 Espresso
21 Turquoise
22 Magenta
24 Moss


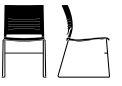
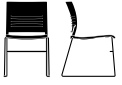

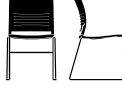



MULTIPURPOSE STACKING CHAIRS

EFFECTIVE SEPTEMBER 1, 2016

MIMIC

Design Giancarlo Piretti

For all other construction details, colour, finish and stain choices see page 6 or www.keilhauerpricelist.com.

	in.	W 19.5 D 23 H 32 SH 17.5
		206
	2300	Stacking chair - No glides
	in.	W 19.5 D 23 H 32 SH 17.5
		214
	2301	Stacking chair - Polycarbonate glides
	in.	W 19.5 D 23 H 32 SH 17.5
		222
	2302	Stacking chair - Stainless steel glides
	in.	W 19.5 D 23 H 32 SH 17.5
		227
	2303	Stacking chair - Polycarbonate ganging glides
	in.	W 19.5 D 23 H 32 SH 17.5
		237
	2304	Stacking chair - Stainless steel ganging glides
	in.	W 9.5 (narrow end) 12.5 (wide end) L 20.75 Thickness 0.75
		211
	2305	Tablet only - Right
	in.	W 9.5 (narrow end) 12.5 (wide end) L 20.75 Thickness 0.75
		211
	2306	Tablet only - Left
	in.	W 22.5 D 30 H 15 (without chairs) - W 22.5 D 45 H 66.5 (with 25 chairs stacked)
		433
	2307	Dolly

To Order Specify

Product Name
Product Number
Frame Finish
Shell Colour
Quantity
End User



Frame Finishes

P000 Nickel
PC01 Onyx
Chrome



Standard Shell Colour

Solid Shells
02 Spring
04 Sky
12 Steel Blue
13 Titanium
14 Warm Grey
15 Black
16 White
17 Wet Sand



Additional Colours Available
with 125 Minimum Quantity








Solid Shells
01 Sun
03 Grass
05 Crocus
06 Dusk
08 Pearl
09 Silver
10 Pale Green
11 Teal
18 Yellow
19 Orange
20 Espresso
21 Turquoise
22 Magenta
24 Moss
25 Red

MULTIPURPOSE STACKING CHAIRS

EFFECTIVE SEPTEMBER 1, 2016
 UPDATED DECEMBER 16, 2016

TRUA
 Design Tom Deacon

For Ganging, specify GM (only available on sled base chair models 65180, 65280). For Chrome, add \$40 for models 65160, 65260, 65180 and 65280, \$80 for models 65170 and 65270 and \$355 for 3824. Models 65180 and 65280 ship standard with regular (carpet) glides unless specified otherwise.
 For all other construction details, colour and finish choices see page 6 or www.keilhauerpricelist.com.

	in.	W 20 D 21 H 32.5 SH 18.5
		395
65160		4-leg chair with plastic shell, armless
	in.	W 25 D 21 H 32.5 SH 18.5 AH 26.25
		525
65170		4-leg chair with plastic shell, with arms
	in.	W 20 D 21 H 32.5 SH 18.5
		810
65260		4-leg chair with wood shell, armless
	in.	W 25 D 21 H 32.5 SH 18.5 AH 26.25
		940
65270		4-leg chair with wood shell, with arms
	in.	W 21.5 D 20.5 H 32.5 SH 18.5
		365
65180		Sled base chair with plastic shell, armless
	in.	W 21.5 D 20.5 H 32.5 SH 18.5
		780
65280		Sled base chair with wood shell, armless
	in.	W 24.5 D 34.5 H 11.75 (4-leg base stacks 10 and sled base stacks 20 on the dolly)
		620
3824		Dolly

To Order Specify

Product Name	<input type="checkbox"/> 65	<input type="checkbox"/>	<input type="checkbox"/>	<input type="checkbox"/>	<input type="checkbox"/>	<input type="checkbox"/>	<input type="checkbox"/>	<input type="checkbox"/>	
Product Number	Trua	Shell	Base	Ganging Mechanism available on Sled Base	Frame Finishes	Standard Plastic Shell Colours	Additional Colours Available with 125 Minimum Quantity	Wood Shell Colours	Sled Base Glide Options
Frame Finish		<input type="checkbox"/> 1	<input type="checkbox"/> 60	GM	PC00 - Nickel PC01 - Onyx PC05 - Shale PC06 - Mica	Solid Shells 06 Dusk 08 Pearl 09 Silver 11 Teal 12 Steel Blue 13 Titanium 14 Warm Grey 15 Black 16 White 17 Wet Sand 24 Moss 25 Red	Solid Shells 01 Sun 02 Spring 03 Grass 04 Sky 05 Crocus 10 Pale Green 18 Yellow 19 Orange 20 Espresso 21 Turquoise 22 Magenta	WAN - Natural Walnut OKN - Natural Oak	Regular Glides (for carpet) Felt Glides (for hard floors)
Shell Colour		<input type="checkbox"/> 2	<input type="checkbox"/> 70		Chrome - Upcharge for models 65160, 65260, 65180, 65280 \$40 65170, 65270 \$80 Dolly 3824 \$355				
Quantity		Plastic	4-leg armless						
End User		Wood	4-leg with arms						
			<input type="checkbox"/> 80						
			Sled base, armless						