

Lobby & Lounge Seating Price List ■

January 3, 2011

Updated January 12, 2017

800-424-2432



Ordering C.O.M., C.O.L., and C.O.V.		
	High Point	2
	Shipping Location	4
<hr/>		
Arissa®	General information	6
	Lobby and Lounge Seating	8
<hr/>		
Cody™	General Information	14
	Lobby and Lounge Seating	16
<hr/>		
Hub®	General Information	20
	Typicals	24
	Lobby and Lounge Seating	28
	Tables	44
	Replacements	46
<hr/>		
Jessa™	General Information	48
	Lobby and Lounge Seating	50
<hr/>		
Lyra®	General Information	58
	Lounge	62
	Parlor	66
	Club	68
	Replacement Parts	70
	Tables-Laminate	72
	Tables-Veneer	76
<hr/>		
Mesa™	General Information	80
	Lobby and Lounge Seating	82
<hr/>		
Neena™	General Information-Benches	84
	Benches	86
<hr/>		
Relax™	General Information	88
	Lobby and Lounge Seating	90
<hr/>		
Sela®	General Information	94
	Lobby and Lounge Seating	96
	Tables	104
	Cube Tables	106
	Replacement Parts	108
<hr/>		
Soltice®	General Information	110
	Lobby and Lounge Seating	112
	Replacement Parts	120
	Lobby and Lounge Seating	126
	Replacement Parts	130
<hr/>		
Tea Cup™	General Information	132
	Lobby and Lounge Seating	134
<hr/>		
Index		146

Ordering C.O.M., C.O.L., and C.O.V.

High Point

Customer's Own Material ■

Specifications Form

January 2017

All fabrics, including COM, COL, KOM and in grades will be applied at the factory's discretion. If a pattern or stripe is to be applied in a certain direction, the customer MUST specify this in writing on the P.O. and attach a sample of the fabric with it running in the application direction to the P.O. Specifying fabric direction may increase the amount of COM or KOM yardage required. Check with KI Customer Service to see if an increase in yardage is necessary BEFORE specifying, ordering and sending COM and COL to the factory or having KOM quoted.

ALL C.O.M AND C.O.L SHIPMENTS MUST BE PREPAID TO:
KI
217 Feld Avenue
High Point, NC 27263

COM and COL must be identified as follows:

1. Name and address
2. Your purchase order number
3. Our style number to which fabric is to be applied
4. Supplier name and fabric name, number, and color

COLLECT SHIPMENTS WILL BE REFUSED.

SHIPMENT SCHEDULE WILL BE GIVEN WHEN ALL FABRIC IS RECEIVED FOR ENTIRE ORDER

YARDAGE REQUIREMENTS LISTED IN PRICE LIST ARE BASED ON PLAIN GOODS 54" WIDE. Fabrics less than 54" wide, or those requiring matching (stripes, plaids, prints, large patterns) will require additional yardage based on the fabric used and the item ordered. CONSULT MATRIX BELOW FOR ADDITIONAL YARDAGE NEEDED.

C.O.M. INCREASE MATRIX (The yardage matrix is also applicable to any reservations of KI Ingrade, Pallas, or KOM upholsteries).

This table is a general guide.

FABRIC WIDTH	PLAIN FABRIC	UNDER 7" REPEAT	8"-13" REPEAT	14"-21" REPEAT	22"-27" REPEAT	28"-33" REPEAT	34"-40" REPEAT	41"-48" REPEAT
54"	0	20%	25%	30%	45%	55%	70%	80%
51"-53"	15%	25%	30%	35%	50%	60%	80%	90%
48"-50"	20%	30%	35%	40%	55%	65%	85%	95%
45"-47"	30%	45%	50%	55%	60%	80%	90%	100%
36"-44"	50%	65%	70%	75%	80%	100%	110%	120%

FABRIC WITH DOUBLE REPEAT: IF USING A FABRIC WITH A DOUBLE REPEAT, PLEASE FOLLOW THIS FORMULA: TAKE THE TOTAL AMOUNT OF THE LARGER AND HALF OF THE SMALLER REPEAT; ADD TOGETHER TO FIND THE CORRECT OVERALL REPEAT. EXAMPLE: 10" VERTICAL WITH 14" HORIZONTAL WOULD BE $14+5=19$.

IF FABRIC COMES IN ON MULTIPLE ROLLS, ONE ADDITIONAL YARD PER ROLL NEEDS TO BE ADDED TO THE YARDAGE REQUIREMENT.

SPECIAL NOTE: WE CAN ASSUME NO RESPONSIBILITY FOR THE DURABILITY OR TAILORING QUALITY OF CUSTOMER FURNISHED COVERINGS (C.O.M.) OR KOM. KOM: is fabric that KI will purchase for you at jobber's price (net) plus a nominal charge for handling, shipping, and managing.





Customer's Own Material ■

Specifications Form

January 2017

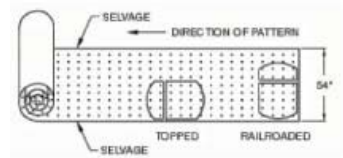
ADDITIONAL NOTES:

- Orders cannot go into production without the information listed at right.
- Attach memo sample to this approval sheet.
- If your order has been placed, list PO# _____
- The cost of the COM sample will be paid by the client.
- Even after preliminary approval, KI reserves the right to reject COM/COL if necessary when the quality is not satisfactory for the product to be upholstered. KI assumes no responsibility for its overall appearance, flammability, durability, color fastness or any other quality after upholstered on a KI product.

ALL COM MUST BE APPROVED.

Photocopy this form and submit with COM fabric for approval:

(This fabric approval is for the purpose of advising how to apply your COM fabric, verify yardage required, and suitability.)



YOUR COMPANY NAME _____

PHONE _____ FAX _____

Material Supplier _____

Material Name _____ Number _____

Material Color _____ Width _____

Vertical Repeat _____ Horizontal Repeat _____

Fiber Content _____

Direction Stripe/Pattern to be applied _____

COM TO BE USED ON THE FOLLOWING:

QTY	PRODUCT NAME/NUMBER
_____	_____
_____	_____
_____	_____
_____	_____
_____	_____



Ordering C.O.M., C.O.L., and C.O.V.

Shipping Location

C.O.M. SHIPPING LOCATION

Architectural Walls

Genius Walls MN

Casegoods

Dante Benches AG
Darwin Tackboards MN
Aristotle Tackboards MN

Classroom Furniture

360° Classroom Furniture BW
Intellect Wave Chairs GB
Dorsal 1090 Chairs GB
Learn2 GB

Desking

700 Series Desking KP
Balance Overheads MN
Genesis Desking MN
True Desking KP
Universal Overheads MN
WorkZone Desking MN

Files & Storage

700 Series Pedestal Cushion GB
U-Series Pedestal Cushion GB

Fixed Seating

Concerto Auditorium Seating BW
Single Pedestal Seating GB
Jury Base Seating GB
Lancaster Auditorium Seating BW
Sequence Seating GB
University Seating GB

Panel Systems

All Terrain KP
Balance Overheads MN
System 3000 MN
Universal Overheads MN

Wireworks MN
Unite MN

Residence Hall Furniture

RoomScape Furniture MN

Screens

True/Volition KP
Genesis KP

Seating

100 Series Folding Chairs BW
300 Series Folding Chairs BW
600 Series Stools BW
700 Series Folding Chairs BW
1000 Series GB
Aerdyn Guest Seating HN
Affina Collection HN
Arisa Lounge HN
Altus Task Chairs TM
Apply Stack Chairs GB
Auditorium Folding Chairs BW
Avail Task Chairs OM
Bantam Guest Seating HN
Boss Design Chairs HN
Cinturon Lounge & Professional Seating .. HN
Cody Lounge Seating HN
Connection Zone Privacy Booths HN
Doni Collection GB
Dorsal Stack & Tandem Seating GB
Engage Task Chairs & Stools GB
Front Row Seats (Silk Screening) BW
GateOne Public Seating BW
Grazie Seating GB
Hub Modular Lounge Seating HN
Impress Task Chairs OM
Impress Ultra Task Chairs OM
Jessa Lounge Seating HN
Jubi Guest Chair GB

Kismet Task/Guest Chairs & Stools OM
Kurv Benches HN
LaResta Day Beds HN
Maestro Stack Chairs GB
Matrix Stack Chairs GB
Medical & Laboratory Stools OM
Mesa Lounge & Task Seating HN
MyWay Seating HN
Neena Benches HN
Opt4 GB
Perry Stack Chairs GB
Perth Multiple & Healthcare Seating HN
Perth II Healthcare Seating HN
Pilot Task Chairs OM
Piretti Stack Chairs GB
Promenade Seating System BW
Rapture Stack Chairs & Stools GB
Relax Lounge Seating HN
Rose Healthcare BW
Sela Lounge Seating HN
Sift Task Chairs TM
Silhouette Stack Chairs & Stools BW
Soltice Metal Collection HN
Soltice Multiple, Healthcare & Guest HN
Soltice II Healthcare Seating HN
Strive Multiple, Stack & Task GB
Sway BW
Tea Cup Lounge Seating HN
Torsion-on-the-Go! Nesting Chairs GB
Torsion Air Stack and Task Seating GB
Torsion Stack and Task Seating GB
Versa Stack Chairs & Stools GB



KI Manufacturing Sites - Customer's Own Material Shipment Manufacturing Site Addresses

AG

Contact KI at
1-800-424-2432

GB

KI Green Bay
Attn: COM Storage
1687 Westminster Drive - Gate 3
Green Bay, WI 54302

HN

KI-HN
Attn: COM Storage
217 Feld Avenue
High Point, NC 27263

KP

KI Pembroke
Attn: COM Storage
1000 Olympic Dr.
Pembroke, Ontario K8A6X7

MN

KI Manitowoc
Attn: COM Storage
1400 S. 41st St.
Manitowoc, WI 54220

BW

KI Bonduel
Attn: COM Storage
204 West South St.
Bonduel, WI 54107

KI Crossroads

Attn: Brianne Linn
280 North Road
Clinton County
Industrial Park
McElhattan, PA 17748

OM


KI-Impress
Attn: COM Storage
1110 S. Mildred Ave.
Ontario, CA 91761

TM

KI Tupelo
2112 South Green St.
Tupelo, MS 38804



Ordering C.O.M., C.O.L., and C.O.V.
Shipping Location



Arissa®

General information



Armless Chair (A323A)



Arm Chair (A323)



Arm Chair with Armcaps
(A323WA)



Loveseat with Arms
(A333)

Loveseat with Wood
Armcaps (A333WA)

General Dimensions

Seat width	31"	31"	31"	51-1/2"	51-1/2"
Seat depth	18-3/4"	18-3/4"	18-3/4"	19-1/2"	19-1/2"
Seat height	19-1/2"	19-1/2"	19-1/2"	19-1/2"	19-1/2"
Arm width		2-1/2"	2-1/2"	2-1/2"	2-1/2"
Arm height		29-1/2"	29-1/2"	29-1/2"	29-1/2"

Overall Dimensions

Width	36"	36"	36"	54-1/2"	54-1/2"
Depth	27-1/4"	27-1/4"	27-1/4"	27-1/4"	27-1/4"
Height	32"	32"	32"	32"	32"

UPHOLSTERY INFORMATION

C.O.M. Fabric

For C.O.M. fabric sent to KI-High Point on multiple rolls, add an additional yard of fabric per roll to the yardage requirements. Multiple rolls have shorter pieces of fabric on them and do not allow nesting and stacking of the fabric to achieve the best yield as is done with one large roll. This results in yardage shortages and requests for additional fabric from the client, which can delay an order. For each roll that is sent, one yard needs to be added to one of the rolls, not separately.

Fabric Disclaimer

Fabric will be applied as swatched by the fabric manufacturer. Fabric that is required to be applied differently than is swatched will need a Special Cost Request written specifying the direction the fabric is to be applied. The posted standard lead time will apply to the Special Cost Request.

FINISH INFORMATION

SPECIAL FINISH MATCHES

KI can match special finish requests at an upcharge of \$68 List per item, up to 12 or a maximum charge of \$818 List per order per color. Special finish requests must be sent to your KI customer service representative.

Upon receipt from KI, the finishing department will prepare a "strike-off" which will be sent to the customer for approval.

The approval form accompanying the strike-off should be faxed to your KI customer service representative. Upon receipt of the signed approval form, KI will proceed with the order. Disapproved samples may be sent back to KI directly with an explanation of disapproval. A Special Finish Number (SFN) will be assigned to this finish sample for future reference or reorders

Round Ottoman
 (A320-36R)

Oval Ottoman 24x30
 (A320-24300)

Oval Ottoman 36x48
 (A320-36480)

General Dimensions

Seat width

Seat depth

Seat height

Arm width

Arm height

Overall Dimensions

Width	36"	30"	48"
Depth	36"	24"	36"
Height	18-1/2"	18-1/2"	18-1/2"


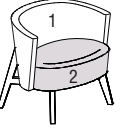

INFORMATION

Warranty

Refer to K1 Terms & Conditions document or visit ki.com.

Arissa®

Lobby and Lounge Seating

MODEL	Features	COM	MODEL NUMBER					
			Basic Model	Non-Contrast or Fabric Contrast 1	Fabric Contrast 2	Wood Finish	Fire Code	Moisture Barrier
 <p>Armless Chair</p> <ul style="list-style-type: none"> 1 = Back (Fabric Contrast 1) C.O.M. = 1.75 yd 2 = Seat (Fabric Contrast 2) C.O.M. = 1.25 yd 	Non-contrast	3 yd	A323A/NC	<input type="checkbox"/> <input type="checkbox"/> <input type="checkbox"/> <input type="checkbox"/>		<input type="checkbox"/> <input type="checkbox"/> <input type="checkbox"/> <input type="checkbox"/>	<input type="checkbox"/> <input type="checkbox"/> <input type="checkbox"/> <input type="checkbox"/>	<input type="checkbox"/> <input type="checkbox"/> <input type="checkbox"/> <input type="checkbox"/>
	Contrast		A323A/FC	<input type="checkbox"/> <input type="checkbox"/> <input type="checkbox"/> <input type="checkbox"/>	<input type="checkbox"/> <input type="checkbox"/> <input type="checkbox"/> <input type="checkbox"/>	<input type="checkbox"/> <input type="checkbox"/> <input type="checkbox"/> <input type="checkbox"/>	<input type="checkbox"/> <input type="checkbox"/> <input type="checkbox"/> <input type="checkbox"/>	<input type="checkbox"/> <input type="checkbox"/> <input type="checkbox"/> <input type="checkbox"/>
ARIS								
 <p>Arm Chair</p> <ul style="list-style-type: none"> 1 = Back and arms (Fabric Contrast 1) C.O.M. = 2.5 yd 2 = Seat (Fabric Contrast 2) C.O.M. = 1.25 yd 	Non-contrast	3.5 yd	A323/NC	<input type="checkbox"/> <input type="checkbox"/> <input type="checkbox"/> <input type="checkbox"/>		<input type="checkbox"/> <input type="checkbox"/> <input type="checkbox"/> <input type="checkbox"/>	<input type="checkbox"/> <input type="checkbox"/> <input type="checkbox"/> <input type="checkbox"/>	<input type="checkbox"/> <input type="checkbox"/> <input type="checkbox"/> <input type="checkbox"/>
	Contrast		A323/FC	<input type="checkbox"/> <input type="checkbox"/> <input type="checkbox"/> <input type="checkbox"/>	<input type="checkbox"/> <input type="checkbox"/> <input type="checkbox"/> <input type="checkbox"/>	<input type="checkbox"/> <input type="checkbox"/> <input type="checkbox"/> <input type="checkbox"/>	<input type="checkbox"/> <input type="checkbox"/> <input type="checkbox"/> <input type="checkbox"/>	<input type="checkbox"/> <input type="checkbox"/> <input type="checkbox"/> <input type="checkbox"/>
ARIS								
 <p>Arm Chair with Caps</p> <ul style="list-style-type: none"> 1 = Back and arms (Fabric Contrast 1) C.O.M. = 2.5 yd 2 = Seat (Fabric Contrast 2) C.O.M. 1.25 yd 	Non-contrast	3.5 yd	A323WA/NC	<input type="checkbox"/> <input type="checkbox"/> <input type="checkbox"/> <input type="checkbox"/>		<input type="checkbox"/> <input type="checkbox"/> <input type="checkbox"/> <input type="checkbox"/>	<input type="checkbox"/> <input type="checkbox"/> <input type="checkbox"/> <input type="checkbox"/>	<input type="checkbox"/> <input type="checkbox"/> <input type="checkbox"/> <input type="checkbox"/>
	Contrast		A323WA/FC	<input type="checkbox"/> <input type="checkbox"/> <input type="checkbox"/> <input type="checkbox"/>	<input type="checkbox"/> <input type="checkbox"/> <input type="checkbox"/> <input type="checkbox"/>	<input type="checkbox"/> <input type="checkbox"/> <input type="checkbox"/> <input type="checkbox"/>	<input type="checkbox"/> <input type="checkbox"/> <input type="checkbox"/> <input type="checkbox"/>	<input type="checkbox"/> <input type="checkbox"/> <input type="checkbox"/> <input type="checkbox"/>
ARIS								

A

B

C

D

E

F

HOW TO ORDER

Indicate the following information on order form:

- Quantity of each item.
- Model number, including options. See "How To Build a Model Number".
- Any special service required.

Note: • The indicates that a choice is required.

- The absence of the indicates that no choice is required.
- Alpha-numeric characters in place of indicate that no other alternatives are available.

HOW TO BUILD A MODEL NUMBER

upcharge.

- A** Select basic model.
- B** Select non-contrast or fabric contrast 1.
Refer to color addendum at ki.com or KI Fabrics & Finishes binder.
- C** Select fabric contrast 2.
Refer to color addendum at ki.com or KI Fabrics & Finishes binder.
- D** Select wood finish color.
Refer to color addendum at ki.com or KI Fabrics & Finishes binder.
- E** Select fire code.
NFR - Compliance to TB 117-2013
FR - Compliance to TB 133
 See pricing column for TB133 upcharge.
- F** Select moisture barrier.
NMB - No moisture barrier
MB - Moisture barrier
 See pricing column for moisture barrier

KENSINGTON MAPLE UPCHARGE

Kensington Maple requires extended leadtimes.

Model	
A323/NC	\$42
A323/FC	\$42
A323A/NC	\$42
A323A/FC	\$42
A323WA/NC	\$57
A323WA/FC	\$57
A333/NC	\$42
A333/FC	\$42
A333WA/NC	\$57
A333WA/FC	\$57
A320-36R	\$41
A320-24300	\$41
A320-36480	\$41



Approx. Packaged Weight	Grade C.O.M.	Grade C	Grade D	Grade E & C.O.L.	Grade F	Grade G	Grade H	Grade I	Grade J	Grade K	Grade L Leather	Grade M Leather	TB133 add to list price	Moisture Barrier add to list price
65.0#	\$ 1915	\$ 2046	\$ 2081	\$ 2119	\$ 2151	\$ 2204	\$ 2261	\$ 2330	\$ 2466	\$ 2601	\$ 2738	\$ 3027	\$ 309	\$ 235
65.0#	1970	2100	2137	2173	2204	2261	2315	2385	2520	2656	2792	3082	309	235
65.0#	\$ 1990	\$ 2137	\$ 2181	\$ 2224	\$ 2255	\$ 2323	\$ 2385	\$ 2466	\$ 2625	\$ 2787	\$ 2945	\$ 3267	\$ 325	\$ 240
65.0#	2046	2193	2236	2278	2310	2377	2440	2520	2682	2842	3003	3324	325	240
65.0#	\$ 2100	\$ 2255	\$ 2292	\$ 2341	\$ 2371	\$ 2440	\$ 2502	\$ 2583	\$ 2744	\$ 2904	\$ 3064	\$ 3386	\$ 325	\$ 240
65.0#	2157	2310	2346	2397	2428	2496	2557	2638	2799	2960	3119	3440	325	240

INFORMATION

C.O.M. Requirements

C.O.M. yardage requirements listed above are based on plain goods 54" wide. If less than 54" wide or fabrics requiring matching (stripes, plaids, prints, large patterns), additional yardage will be needed. Consult C.O.M. matrix on the Ordering C.O.M. and C.O.L. page for additional yardage needed. For C.O.M. fabric sent to KI-High Point on multiple rolls, add an additional yard of fabric per roll to the yardage requirements.

C.O.L. Requirements

Figure 18 sq. ft. of leather (C.O.L.) for each yard shown (i.e., 4.75 x 18 = 85.5 sq. ft.).

Contrasting Upholstery

When contrasting fabric is chosen, price at highest in-grade.

Minimum Fabric/Leather Quantity

Minimum order for fabric is 1 yard. Minimum order for leather is 1 hide (approx-

mately 50 sq. ft).

California TB133 Fire Safety Code

The above seating products can be manufactured using the appropriate flame-retardant materials and fabric selections for compliance to California Technical Bulletin 133. Please contact KI customer service for fabric compliance. Not available with moisture barrier.

Construction

Frame constructed of kiln-dried lumber and laminated hardwood plywood. Exposed wood components finished with catalyzed varnish (specify finish when ordering). Tight seat and tight back constructed with stretch strap webbing stapled into position. Multiple densities of polyurethane foam covered with a layer of .75 super soft foam.

SPECIAL SERVICES

Special Carton Marking

With specially marked information N/C

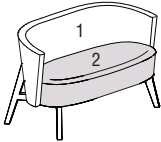
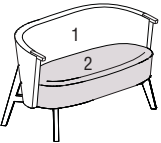
Shipping

Shipped **assembled freight prepaid f.o.b. High Point, North Carolina 27263** factory. Freight class #175.

Specifications and prices are subject to change without prior notice.

Arissa®

Lobby and Lounge Seating

MODEL	Features	COM	MODEL NUMBER					
			Basic Model	Non-Contrast or Fabric Contrast 1	Fabric Contrast 2	Wood Finish	Fire Code	Moisture Barrier
 <p>ARIS</p>	Loveseat with Arms • 1 = Back and arms (Fabric Contrast 1) C.O.M. = 3 yd • 2 = Seat (Fabric Contrast 2) C.O.M. = 1.5 yd	4 yd	A333/NC	<input type="checkbox"/> <input type="checkbox"/> <input type="checkbox"/> <input type="checkbox"/>		<input type="checkbox"/> <input type="checkbox"/>	<input type="checkbox"/> <input type="checkbox"/>	<input type="checkbox"/> <input type="checkbox"/>
			A333/FC	<input type="checkbox"/> <input type="checkbox"/> <input type="checkbox"/> <input type="checkbox"/>	<input type="checkbox"/> <input type="checkbox"/> <input type="checkbox"/> <input type="checkbox"/>	<input type="checkbox"/> <input type="checkbox"/>	<input type="checkbox"/> <input type="checkbox"/>	<input type="checkbox"/> <input type="checkbox"/>
 <p>ARIS</p>	Loveseat with Wood Armcaps • 1 = Back and arms (Fabric Contrast 1) C.O.M. = 3 yd • 2 = Seat (Fabric Contrast 2) C.O.M. = 1.5 yd	4 yd	A333WA/NC	<input type="checkbox"/> <input type="checkbox"/> <input type="checkbox"/> <input type="checkbox"/>		<input type="checkbox"/> <input type="checkbox"/>	<input type="checkbox"/> <input type="checkbox"/>	<input type="checkbox"/> <input type="checkbox"/>
			A333WA/FC	<input type="checkbox"/> <input type="checkbox"/> <input type="checkbox"/> <input type="checkbox"/>	<input type="checkbox"/> <input type="checkbox"/> <input type="checkbox"/> <input type="checkbox"/>	<input type="checkbox"/> <input type="checkbox"/>	<input type="checkbox"/> <input type="checkbox"/>	<input type="checkbox"/> <input type="checkbox"/>
			A	B	C	D	E	F

HOW TO ORDER

Indicate the following information on order form:

- Quantity of each item.
- Model number, including options. See "How To Build a Model Number".
- Any special service required.

Note: • The indicates that a choice is required.

- The absence of the indicates that no choice is required.
- Alpha-numeric characters in place of indicate that no other alternatives are available.

HOW TO BUILD A MODEL NUMBER

upcharge.

- A** Select basic model.
- B** Select non-contrast or fabric contrast 1.
Refer to color addendum at ki.com or KI Fabrics & Finishes binder.
- C** Select fabric contrast 2.
Refer to color addendum at ki.com or KI Fabrics & Finishes binder.
- D** Select wood finish color.
Refer to color addendum at ki.com or KI Fabrics & Finishes binder.
- E** Select fire code.

FR	- Compliance to TB 133
NFR	- Compliance to TB 117-2013

 See pricing column for TB133 upcharge.
- F** Select moisture barrier.

NMB	- No moisture barrier
MB	- Moisture barrier

 See pricing column for moisture barrier

KENSINGTON MAPLE UPCHARGE

Kensington Maple requires extended leadtimes.

Model	
A323/NC	\$42
A323/FC	\$42
A323A/NC	\$42
A323A/FC	\$42
A323WA/NC	\$57
A323WA/FC	\$57
A333/NC	\$42
A333/FC	\$42
A333WA/NC	\$57
A333WA/FC	\$57
A320-36R	\$41
A320-24300	\$41
A320-36480	\$41



Approx. Packaged Weight	Grade C.O.M.	Grade C	Grade D	Grade E & C.O.L.	Grade F	Grade G	Grade H	Grade I	Grade J	Grade K	Grade L Leather	Grade M Leather	TB133 add to list price	Moisture Barrier add to list price
85.0#	\$ 2722	\$ 2983	\$ 3052	\$ 3133	\$ 3188	\$ 3298	\$ 3409	\$ 3546	\$ 3818	\$ 4096	\$ 4366	\$ 4918	\$ 411	\$ 271
85.0#	2808	3067	3136	3217	3270	3384	3494	3631	3901	4179	4451	5000	411	271
85.0#	\$ 2835	\$ 3095	\$ 3162	\$ 3250	\$ 3305	\$ 3409	\$ 3522	\$ 3657	\$ 3935	\$ 4208	\$ 4486	\$ 5036	\$ 411	\$ 271
85.0#	2920	3180	3247	3334	3390	3494	3605	3741	4019	4291	4568	5118	411	271

INFORMATION

C.O.M. Requirements

C.O.M. yardage requirements listed above are based on plain goods 54" wide. If less than 54" wide or fabrics requiring matching (stripes, plaids, prints, large patterns), additional yardage will be needed. Consult C.O.M. matrix on the Ordering C.O.M. and C.O.L. page for additional yardage needed. For C.O.M. fabric sent to KI-High Point on multiple rolls, add an additional yard of fabric per roll to the yardage requirements.

C.O.L. Requirements

Figure 18 sq. ft. of leather (C.O.L.) for each yard shown (i.e., 4.75 x 18 = 85.5 sq. ft.).

Contrasting Upholstery

When contrasting fabric is chosen, price at highest in-grade.

Minimum Fabric/Leather Quantity

Minimum order for fabric is 1 yard. Minimum order for leather is 1 hide (approx-

mately 50 sq. ft).

California TB133 Fire Safety Code

The above seating products can be manufactured using the appropriate flame-retardant materials and fabric selections for compliance to California Technical Bulletin 133. Please contact KI customer service for fabric compliance. Not available with moisture barrier.

Construction

Frame constructed of kiln-dried lumber and laminated hardwood plywood. Exposed wood components finished with catalyzed varnish (specify finish when ordering). Tight seat and tight back constructed with stretch strap webbing stapled into position. Multiple densities of polyurethane foam covered with a layer of .75 super soft foam.

SPECIAL SERVICES

Special Carton Marking

With specially marked information N/C




Shipping

Shipped **assembled freight prepaid f.o.b. High Point, North Carolina 27263** factory. Freight class #175.

Specifications and prices are subject to change without prior notice.

Arissa®

Lobby and Lounge Seating

MODEL	Features	COM	MODEL NUMBER					Approx. Packaged Weight
			Basic Model	Non-Contrast or Fabric Contrast 1	Wood Finish	Fire Code	Moisture Barrier	
 <p>Round Ottoman</p>	36D"	2 yd	A320-36R	<input type="checkbox"/> <input type="checkbox"/> <input type="checkbox"/> <input type="checkbox"/>	<input type="checkbox"/> <input type="checkbox"/> <input type="checkbox"/>	<input type="checkbox"/> <input type="checkbox"/> <input type="checkbox"/>	<input type="checkbox"/> <input type="checkbox"/> <input type="checkbox"/>	65.0#
ARIS								
 <p>Oval Ottoman</p>	24D x 30W"	1.5 yd	A320-24300	<input type="checkbox"/> <input type="checkbox"/> <input type="checkbox"/> <input type="checkbox"/>	<input type="checkbox"/> <input type="checkbox"/> <input type="checkbox"/>	<input type="checkbox"/> <input type="checkbox"/> <input type="checkbox"/>	<input type="checkbox"/> <input type="checkbox"/> <input type="checkbox"/>	50.0#
ARIS								
 <p>Oval Ottoman</p>	36D x 48W"	2.5 yd	A320-36480	<input type="checkbox"/> <input type="checkbox"/> <input type="checkbox"/> <input type="checkbox"/>	<input type="checkbox"/> <input type="checkbox"/> <input type="checkbox"/>	<input type="checkbox"/> <input type="checkbox"/> <input type="checkbox"/>	<input type="checkbox"/> <input type="checkbox"/> <input type="checkbox"/>	65.0#
ARIS								

A **B** **C** **D** **E**

HOW TO ORDER

Indicate the following information on order form:

- Quantity of each item.
- Model number, including options. See "How To Build a Model Number".
- Any special service required.

Note: • The indicates that a choice is required.

- The absence of the indicates that no choice is required.
- Alpha-numeric characters in place of indicate that no other alternatives are available.

HOW TO BUILD A MODEL NUMBER

- A** Select basic model.
- B** Select non-contrast or fabric contrast 1. Refer to color addendum at ki.com or KI Fabrics & Finishes binder.
- C** Select wood finish color. Refer to color addendum at ki.com or KI Fabrics & Finishes binder.
- D** Select fire code.

NFR	- Compliance to TB 117-2013
FR	- Compliance to TB 133

 See pricing column for TB133 upcharge.
- E** Select moisture barrier.

NMB	- No moisture barrier
MB	- Moisture barrier

 See pricing column for moisture barrier upcharge.

KENSINGTON MAPLE UPCHARGE

Kensington Maple requires extended leadtimes.

Model	Upcharge
A323/NC	\$42
A323/FC	\$42
A323A/NC	\$42
A323A/FC	\$42
A323WA/NC	\$57
A323WA/FC	\$57
A333/NC	\$42
A333/FC	\$42
A333WA/NC	\$57
A333WA/FC	\$57
A320-36R	\$41
A320-24300	\$41
A320-36480	\$41



Grade C.O.M.	Grade C	Grade D	Grade E & C.O.L.	Grade F	Grade G	Grade H	Grade I	Grade J	Grade K	Grade L Leather	Grade M Leather	TB133 add to list price	Moisture Barrier add to list price
\$ 1556	\$ 1643	\$ 1661	\$ 1693	\$ 1711	\$ 1748	\$ 1784	\$ 1828	\$ 1922	\$ 2014	\$ 2106	\$ 2287	\$ 275	\$ 235
\$ 1439	\$ 1508	\$ 1525	\$ 1546	\$ 1556	\$ 1587	\$ 1612	\$ 1649	\$ 1719	\$ 1784	\$ 1853	\$ 1990	\$ 258	\$ 181
\$ 1755	\$ 1859	\$ 1891	\$ 1922	\$ 1946	\$ 1990	\$ 2040	\$ 2095	\$ 2213	\$ 2323	\$ 2440	\$ 2668	\$ 291	\$ 235

INFORMATION

C.O.M. Requirements

C.O.M. yardage requirements listed above are based on plain goods 54" wide. If less than 54" wide or fabrics requiring matching (stripes, plaids, prints, large patterns), additional yardage will be needed. Consult C.O.M. matrix on the Ordering C.O.M. and C.O.L. page for additional yardage needed. For C.O.M. fabric sent to KI-High Point on multiple rolls, add an additional yard of fabric per roll to the yardage requirements.

C.O.L. Requirements

Figure 18 sq. ft. of leather (C.O.L.) for each yard shown (i.e., 4.75 x 18 = 85.5 sq. ft.).

Contrasting Upholstery

When contrasting fabric is chosen, price at highest in-grade.

Minimum Fabric/Leather Quantity

Minimum order for fabric is 1 yard. Minimum order for leather is 1 hide (approx-

mately 50 sq. ft).

California TB133 Fire Safety Code

The above seating products can be manufactured using the appropriate flame-retardant materials and fabric selections for compliance to California Technical Bulletin 133. Please contact KI customer service for fabric compliance. Not available with moisture barrier.

Construction

Frame constructed of kiln-dried lumber and laminated hardwood plywood. Exposed wood components finished with catalyzed varnish (specify finish when ordering). Tight seat and tight back constructed with stretch strap webbing stapled into position. Multiple densities of polyurethane foam covered with a layer of .75 super soft foam.

SPECIAL SERVICES

Special Carton Marking

With specially marked information N/C

Shipping

Shipped **assembled freight prepaid f.o.b. High Point, North Carolina 27263** factory. Freight class #175.

Specifications and prices are subject to change without prior notice.

Cody™

General Information



Lounge Chair



Loveseat



Sofa

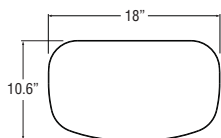


Lounge Chair w/Tablet Arm

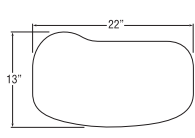
General Dimensions

Seat width	22"	44"	66"	22"
Seat depth	21-1/2"	21-1/2"	21-1/2"	21-1/2"
Seat height	18"	18"	18"	18"
Arm width	5-1/2"	5-1/2"	5-1/2"	5-1/2"
Arm height	25"	25"	25"	25"
Overall Dimensions				
Width	33"	55"	77"	33"
Depth	31-1/2"	31-1/2"	31-1/2"	31-1/2"
Height	30"	30"	30"	30"
Tablet width				22"
Tablet depth				11-1/2"

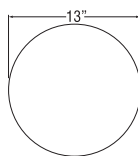
Tablet Arm Options



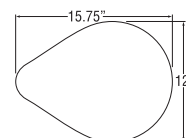
Bowfront Tablet



Standard Jessa™ Tablet



Standard Teacup Tablet



Teardrop Tablet

UPHOLSTERY INFORMATION

C.O.M. Fabric

For C.O.M. fabric sent to KI-High Point on multiple rolls, add an additional yard of fabric per roll to the yardage requirements. Multiple rolls have shorter pieces of fabric on them and do not allow nesting and stacking of the fabric to achieve the best yield as is done with one large roll. This results in yardage shortages and requests for additional fabric from the client, which can hold up the order. For each roll that is sent, one yard needs to be added and needs to be added to one of the rolls, not separately.

Fabric Disclaimer

Fabric will be applied as swatched by the fabric manufacturer. Fabric that is required to be applied differently than is swatched will need a Special Cost Request written specifying the direction the fabric is to be applied. The posted standard lead time will apply to the Special Cost Request.

Tablet Arm

Tablet is left facing (right-handed) - standard. Tablet is figured laminated wood veneer bowfront - standard. Available in all standard KI wood finishes - specify. For tablet options/specifications, refer to table specifications. Tablet is removable - standard. Chair will be produced with left-facing/right-handed tablet unless reverse is specified.

TABLET ARM OPTIONS

All tablets can be done on any tablet chair except RELAX.

FINISH INFORMATION

SPECIAL FINISH MATCHES

KI can match special finish requests at an upcharge of \$68 List per item, up to 12 or a maximum charge of \$818 List per order per color. Special finish requests must be sent to your KI customer service representative.

Upon receipt from KI, the finishing department will prepare a "strike-off" which will be sent to the customer for approval.

The approval form accompanying the strike-off should be faxed to your KI customer service representative. Upon receipt of the signed approval form, KI will proceed with the order. Disapproved samples may be sent back to KI directly with an explanation of disapproval. A Special Finish Number (SFN) will be assigned to this finish sample for future reference or reorders



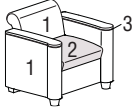
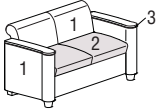
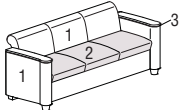
INFORMATION

Warranty

Refer to KI Terms & Conditions document
or visit ki.com

Cody™

Lobby and Lounge Seating

			MODEL NUMBER								
Features	COM	Basic Model	Non-Contrast or Fabric Contrast 1	Fabric Contrast 2	Contrast Welt	Contrast Welt Fabric	Reversible Cushion	Wood Finish	Fire Code	Moisture Barrier	
 <p>CODY Lounge Chair</p> <ul style="list-style-type: none"> 1 = Back and arms (Fabric Contrast 1) C.O.M. = 3.75 yd 2 = Seat (Fabric Contrast 2) C.O.M. = 1.75 yd 3 = Welt (Contrast Welt Fabric) C.O.M. = .5 yd (welt is only around armcaps) 	Non-contrast	4.5 yd	6723/NC	<input type="checkbox"/> <input type="checkbox"/> <input type="checkbox"/> <input type="checkbox"/>		<input type="checkbox"/> <input type="checkbox"/>	<input type="checkbox"/> <input type="checkbox"/>	<input type="checkbox"/> <input type="checkbox"/>	<input type="checkbox"/> <input type="checkbox"/>	<input type="checkbox"/> <input type="checkbox"/>	
	Contrast		6723/FC	<input type="checkbox"/> <input type="checkbox"/> <input type="checkbox"/> <input type="checkbox"/>	<input type="checkbox"/> <input type="checkbox"/> <input type="checkbox"/> <input type="checkbox"/>	<input type="checkbox"/> <input type="checkbox"/>	<input type="checkbox"/> <input type="checkbox"/>	<input type="checkbox"/> <input type="checkbox"/>	<input type="checkbox"/> <input type="checkbox"/>	<input type="checkbox"/> <input type="checkbox"/>	
 <p>CODY Loveseat</p> <ul style="list-style-type: none"> 1 = Back and arms (Fabric Contrast 1) C.O.M. = 5.25 yd 2 = Seat (Fabric Contrast 2) C.O.M. = 2.25 yd 3 = Welt (Contrast Welt Fabric) C.O.M. = .5 yd (welt is only around armcaps) 	Non-contrast	6.75 yd	6733/NC	<input type="checkbox"/> <input type="checkbox"/> <input type="checkbox"/> <input type="checkbox"/>		<input type="checkbox"/> <input type="checkbox"/>	<input type="checkbox"/> <input type="checkbox"/>	<input type="checkbox"/> <input type="checkbox"/>	<input type="checkbox"/> <input type="checkbox"/>	<input type="checkbox"/> <input type="checkbox"/>	
	Contrast		6733/FC	<input type="checkbox"/> <input type="checkbox"/> <input type="checkbox"/> <input type="checkbox"/>	<input type="checkbox"/> <input type="checkbox"/> <input type="checkbox"/> <input type="checkbox"/>	<input type="checkbox"/> <input type="checkbox"/>	<input type="checkbox"/> <input type="checkbox"/>	<input type="checkbox"/> <input type="checkbox"/>	<input type="checkbox"/> <input type="checkbox"/>	<input type="checkbox"/> <input type="checkbox"/>	
 <p>CODY Sofa</p> <ul style="list-style-type: none"> 1 = Back and arms (Fabric Contrast 1) C.O.M. = 6 yd 2 = Seat (Fabric Contrast 2) C.O.M. = 3.5 yd 3 = Welt (Contrast Welt Fabric) C.O.M. = .5 yd (welt is only around armcaps) 	Non-contrast	8.25 yd	6743/NC	<input type="checkbox"/> <input type="checkbox"/> <input type="checkbox"/> <input type="checkbox"/>		<input type="checkbox"/> <input type="checkbox"/>	<input type="checkbox"/> <input type="checkbox"/>	<input type="checkbox"/> <input type="checkbox"/>	<input type="checkbox"/> <input type="checkbox"/>	<input type="checkbox"/> <input type="checkbox"/>	
	Contrast		6743/FC	<input type="checkbox"/> <input type="checkbox"/> <input type="checkbox"/> <input type="checkbox"/>	<input type="checkbox"/> <input type="checkbox"/> <input type="checkbox"/> <input type="checkbox"/>	<input type="checkbox"/> <input type="checkbox"/>	<input type="checkbox"/> <input type="checkbox"/>	<input type="checkbox"/> <input type="checkbox"/>	<input type="checkbox"/> <input type="checkbox"/>	<input type="checkbox"/> <input type="checkbox"/>	

A **B** **C** **D** **E** **F** **G** **H** **I**

HOW TO ORDER

Indicate the following information on order form:

- Quantity of each item.
- Model number, including options. See "How To Build a Model Number".
- Any special service required.

Note: • The indicates that a choice is required.

- The absence of the indicates that no choice is required.
- Alpha-numeric characters in place of indicate that no other alternatives are available.

HOW TO BUILD A MODEL NUMBER

- A** Select basic model.
- B** Select non-contrast or fabric contrast 1. Refer to color addendum at ki.com or KI Fabrics & Finishes binder.
- C** Select fabric contrast 2. Refer to color addendum at ki.com or KI Fabrics & Finishes binder.
- D** Select contrast welt. Welt is only around armcaps.
NCW - No contrast welt (standard)
CW - Contrast welt; add \$104
 See 'Information' note for additional yardage.
- E** Select contrast welt fabric. Refer to color addendum at ki.com or KI Fabrics & Finishes binder.
- F** Select reversible cushion.
NRC - No reversable cushion (standard)
RC - Reversible cushion (per cushion); add \$28
 Reversible cushion has rounded front edge and cushion comes semi-attached with hooks and d-rings.
- G** Select wood finish color. Refer to color addendum at ki.com or KI Fabrics & Finishes binder. Wood armcaps are standard. For Kensington Maple add upcharge.
- H** Select fire code.
NFR - Compliance to TB 117-2013
FR - Compliance to TB 133
 See pricing column for TB133 upcharge.
- I** Select moisture barrier.
NMB - No moisture barrier
MB - Moisture barrier
 See pricing column for moisture barrier upcharge.



Approx. Packaged Weight	Grade C.O.M.	Grade C	Grade D	Grade E & C.O.L.	Grade F	Grade G	Grade H	Grade I	Grade J	Grade K	Grade L Leather	Grade M Leather	TB133 add to list price	Moisture Barrier add to list price
75.0#	\$ 1738	\$ 1770	\$ 1829	\$ 1898	\$ 1949	\$ 2046	\$ 2139	\$ 2328	\$ 2566	\$ 2804	\$ 3043	\$ 3520	\$ 263	\$ 140
75.0#	1797	1829	1886	1958	2009	2105	2198	2387	2625	2861	3101	3576	263	140
120.0#	\$ 2319	\$ 2370	\$ 2453	\$ 2562	\$ 2638	\$ 2781	\$ 2926	\$ 3214	\$ 3570	\$ 3931	\$ 4291	\$ 5009	\$ 387	\$ 277
120.0#	2408	2457	2540	2648	2724	2870	3014	3301	3655	4018	4377	5094	387	277
150.0#	\$ 2756	\$ 2821	\$ 2935	\$ 3074	\$ 3174	\$ 3364	\$ 3553	\$ 3934	\$ 4398	\$ 4872	\$ 5346	\$ 6288	\$ 504	\$ 417
150.0#	2868	2932	3044	3183	3285	3474	3661	4043	4508	4981	5456	6398	504	417

INFORMATION

C.O.M. Requirements

C.O.M. yardage requirements listed above are based on plain goods 54" wide. If less than 54" wide or fabrics requiring matching (stripes, plaids, prints, large patterns), additional yardage will be needed. Consult C.O.M. matrix on the Ordering C.O.M. and C.O.L. page for additional yardage needed. For C.O.M. fabric sent to KI-High Point on multiple rolls, add an additional yard of fabric per roll to the yardage requirements.

C.O.L. Requirements

Figure 18 sq. ft. of leather (C.O.L.) for each yard shown (i.e., 4.75 x 18 = 85.5 sq. ft.).

Contrasting Upholstery

When contrasting fabric is chosen, price at highest in-grade.

Minimum Fabric/Leather Quantity

Minimum order for fabric is 1 yard. Minimum order for leather is 1 hide (approx-

mately 50 sq. ft).

California TB133 Fire Safety Code

The above seating products can be manufactured using the appropriate flame-retardant materials and fabric selections for compliance to California Technical Bulletin 133. Please contact KI customer service for fabric compliance. Not available with moisture barrier.

Construction

Frame constructed of kiln-dried hardwood. Cushioning of multiple densities of polyurethane foam and Dacron fiber. Attached backs, semi-attached seat - not removable.

Welt Option Note

For contrasting welt, an additional .5 yds of fabric or 9 sq ft of leather is required.

SPECIAL SERVICES

Special Carton Marking

With specially marked information N/C


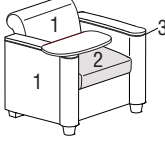
Shipping

Shipped **assembled freight prepaid f.o.b. High Point, North Carolina 27263** factory. Freight class #175.

Specifications and prices are subject to change without prior notice.

Cody™

Lobby and Lounge Seating

MODEL NUMBER		Basic Model	Non-Contrast or Fabric Contrast 1	Fabric Contrast 2	Contrast Welt	Contrast Welt Fabric	Reversible Cushion	Tablet Arm	Tablet Arm Direction	Tablet Arm Type	Tablet Hole Cover	Tablet Arm Color	Wood Finish
 <p>CODY Lounge Chair with Tablet Arm - Non-Contrast</p> <ul style="list-style-type: none"> • Non-Contrast yardage = 4.5 yd 	6713T/NC	<input type="checkbox"/> <input type="checkbox"/> <input type="checkbox"/> <input type="checkbox"/>			<input type="checkbox"/> <input type="checkbox"/> <input type="checkbox"/>	<input type="checkbox"/> <input type="checkbox"/> <input type="checkbox"/>	<input type="checkbox"/> <input type="checkbox"/> <input type="checkbox"/>	<input type="checkbox"/> <input type="checkbox"/> <input type="checkbox"/> <input type="checkbox"/>	<input type="checkbox"/>	<input type="checkbox"/> <input type="checkbox"/>	<input type="checkbox"/> <input type="checkbox"/> <input type="checkbox"/>	<input type="checkbox"/> <input type="checkbox"/>	<input type="checkbox"/> <input type="checkbox"/> <input type="checkbox"/>
 <p>CODY Lounge Chair with Tablet Arm - Contrast</p> <ul style="list-style-type: none"> • 1 = Back and arms (Fabric Contrast 1) C.O.M. = 3.75 yd • 2 = Seat (Fabric Contrast 2) C.O.M. = 1.75 yd • 3 = Welt (Contrast Welt Fabric) C.O.M. = .5 yd (welt is only around armcaps) 	6713T/FC	<input type="checkbox"/> <input type="checkbox"/> <input type="checkbox"/> <input type="checkbox"/>	<input type="checkbox"/> <input type="checkbox"/> <input type="checkbox"/> <input type="checkbox"/>	<input type="checkbox"/> <input type="checkbox"/> <input type="checkbox"/>	<input type="checkbox"/> <input type="checkbox"/> <input type="checkbox"/>	<input type="checkbox"/> <input type="checkbox"/> <input type="checkbox"/>	<input type="checkbox"/> <input type="checkbox"/> <input type="checkbox"/> <input type="checkbox"/>	<input type="checkbox"/>	<input type="checkbox"/> <input type="checkbox"/>	<input type="checkbox"/> <input type="checkbox"/> <input type="checkbox"/>	<input type="checkbox"/> <input type="checkbox"/>	<input type="checkbox"/> <input type="checkbox"/> <input type="checkbox"/>	

A **B** **C** **D** **E** **F** **G** **H** **I** **J** **K** **L**

HOW TO ORDER

Indicate the following information on order form:

- Quantity of each item.
- Model number, including options. See "How To Build a Model Number".
- Any special service required.

Note: • The indicates that a choice is required.

- The absence of the indicates that no choice is required.
- Alpha-numeric characters in place of indicate that no other alternatives are available.

HOW TO BUILD A MODEL NUMBER

- A** Select basic model.
- B** Select non-contrast or fabric contrast 1. Refer to color addendum at ki.com or KI Fabrics & Finishes binder.
- C** Select fabric contrast 2. Refer to color addendum at ki.com or KI Fabrics & Finishes binder.
- D** Select contrast welt. Welt is only around armcaps.
CW - Contrast welt; add \$104
NCW - No contrast welt (standard)
 See "Information" note for additional yardage.
- E** Select contrast welt fabric. Refer to color addendum at ki.com or KI Fabrics & Finishes binder.
- F** Select reversible cushion.
NRC - No reversable cushion (stan-

- dard)
RC - Reversible cushion (per cushion); add \$28
 Reversible cushion has rounded front edge and cushion comes semi-attached with hooks and d-rings.
- G** Select tablet arm option.
BFV - Bowfront, veneer (standard)
BFL - Bowfront, laminate; add \$63
TDV - Teardrop, veneer; add \$104
TDL - Teardrop, laminate; add \$63
TDLE - Teardrop, lam w/t-edge; add \$104
 Some laminate tablets may require an edge wood finish pick.
- H** Select tablet arm direction.
LFT - Left facing (standard)
RFT - Right facing
 Left facing = right-handed when seated
 Right facing = left-handed when seated
- I** Select tablet type.
RA - Removable arm (standard)

- NR** - Non-removable arm; add \$21
- AT** - Articulating arm; add \$36
- J** Select tablet connection hole cover.
NTP - No tablet hole cover
TP - Tablet hole cover; add \$49
 NTP is automatically selected if Non-removable Arm (NR) is chosen.
- K** Select tablet arm color. Refer to color addendum at ki.com or KI Fabrics & Finishes binder. See "Information" note.
- L** Select wood finish color. Refer to color addendum at ki.com or KI Fabrics & Finishes binder. Wood armcaps are standard. For Kensington Maple add upcharge.



Approx. Packaged Weight	Grade C.O.M.	Grade C	Grade D	Grade E & C.O.L.	Grade F	Grade G	Grade H	Grade I	Grade J	Grade K	Grade L Leather	Grade M Leather
75.0#	\$ 2099	\$ 2134	\$ 2191	\$ 2261	\$ 2312	\$ 2408	\$ 2498	\$ 2692	\$ 2927	\$ 3165	\$ 3404	\$ 3880

75.0#	\$ 2158	\$ 2191	\$ 2246	\$ 2317	\$ 2370	\$ 2465	\$ 2558	\$ 2748	\$ 2986	\$ 3221	\$ 3463	\$ 3936
-------	---------	---------	---------	---------	---------	---------	---------	---------	---------	---------	---------	---------

KENSINGTON MAPLE UPCHARGE

Kensington Maple requires extended leadtimes.

Model

6723/NC	\$33
6733/NC	\$33
6743/NC	\$33
6713T/NC	\$33
6723/FC	\$33
6733/FC	\$33
6743/FC	\$33
6713T/FC	\$33

INFORMATION

Moisture Barrier	\$140
TB133	\$263

C.O.M. Requirements

C.O.M. yardage requirements listed above are based on plain goods 54" wide. If less than 54" wide or fabrics requiring matching (stripes, plaids, prints, large patterns), additional yardage will be needed. Consult C.O.M. matrix on the Ordering C.O.M. and

C.O.L. page for additional yardage needed. For C.O.M. fabric sent to KI-High Point on multiple rolls, add an additional yard of fabric per roll to the yardage requirements.

C.O.L. Requirements

Figure 18 sq. ft. of leather (C.O.L.) for each yard shown (i.e., 4.75 x 18 = 85.5 sq. ft.).

Contrasting Upholstery

When contrasting fabric is chosen, price at highest in-grade.

Minimum Fabric/Leather Quantity

Minimum order for fabric is 1 yard. Minimum order for leather is 1 hide (approximately 50 sq. ft.).

California TB133 Fire Safety Code

The above seating products can be manufactured using the appropriate flame-retardant materials and fabric selections for compliance to California Technical Bulletin 133. Add "FR" to end of model number and add upcharge. Please contact KI customer

service for fabric compliance. Not available with moisture barrier. Nano-Tex treatments can be used when TB133 is required.

Tablet Arm

Tablet is left facing (right-handed) - standard. Tablet is figured laminated wood veneer bowfront - standard. Available in all standard KI wood finishes - specify. For tablet options/specifications, refer to table specifications. Tablet is removable - standard. Chair will be produced with left-facing/right-handed tablet unless reverse is specified.

Construction

Frame constructed of kiln-dried hardwood. Cushioning of multiple densities of polyurethane foam and Dacron fiber. Attached backs, semi-attached seat - not removable.

Welt Option Note

For contrasting welt, an additional .5 yds of fabric or 9 sq ft of leather is required.

SPECIAL SERVICES


Special Carton Marking

With specially marked information N/C

Shipping

Shipped **assembled freight prepaid f.o.b. High Point, North Carolina 27263** factory. Freight class #175.

Specifications and prices are subject to change without prior notice.



**Armless Lounge
(H23)**

**Armless Lounge
(H33)**

**Armless Lounge
(H43)**

**Laminate Back Lounge
(H20B)**

**Laminate Back Lounge
(H23B)**

**Laminate Back Lounge
(H33LB)**

General Dimensions

Seat width	26"	39"	78"	26"	26"	39"
Seat depth	21"	21"	21"	21"	21"	21"
Seat height	17"	17"	17"	17"	17"	17"

Arm width

Arm height

Overall Dimensions

Width	26"	39"	78"	26"	26"	39"
Depth	26"	26"	26"	26"	26"	26"
Height	30-1/4"	30-1/4"	30-1/4"	30-1/4"	30-1/4"	30-1/4"
Height w/Privacy Screen	57"	57"	57"	57"	57"	57"



Black Power Module



Silver Power Module



White Power Module

UPHOLSTERY INFORMATION

C.O.M. Fabric

For C.O.M. fabric sent to KI-High Point on multiple rolls, add an additional yard of fabric per roll to the yardage requirements. Multiple rolls have shorter pieces of fabric on them and do not allow nesting and stacking of the fabric to achieve the best yield as is done with one large roll. This results in yardage shortages and requests for additional fabric from the client, which can delay an order. For each roll that is sent, one yard needs to be added to one of the rolls, not separately.

Fabric Disclaimer

Fabric will be applied as swatched by the fabric manufacturer. Fabric that is required to be applied differently than is swatched will need a Special Cost Request written specifying the direction the fabric is to be applied. The posted standard lead time will apply to the Special Cost Request.

FINISH INFORMATION

SPECIAL FINISH MATCHES

KI can match special finish requests at an upcharge of \$68 List per item, up to 12 or a maximum charge of \$818 List per order per color. Special finish requests must be sent to your KI customer service representative.

Upon receipt from KI, the finishing department will prepare a "strike-off" which will be sent to the customer for approval.

The approval form accompanying the strike-off should be faxed to your KI customer service representative. Upon receipt of the signed approval form, KI will proceed with the order. Disapproved samples may be sent back to KI directly with an explanation of disapproval. A Special Finish Number (SFN) will be assigned to this finish sample for future reference or reorders

Wood Frame

Seat frames are constructed of 3/4" laminated hardwood plywood that is CNC cut with 5/4 maple cross rails. Ottomans are constructed of 3/4" laminated hardwood plywood. All mainframe joints are nailed and glued. Stress points are further reinforced with the use of glue blocks that are stapled or screwed in place. Plywood is assembled with notch and pocket type connections.

Sled Base

All legs are constructed of 1" O.D. x 16-gauge round steel tubing welded to 14-gauge steel mounting plate and secured to the frame with 16 #10 x 1.5" steel pan head wood screws. Optional glides are a nylon press-fit to the underside of the metal tubing.

Wood Armcaps

Wood armcaps are laminated birch veneer plywood, glued and pressure-set to shape and 1/2" total thickness.

Plastic Armcaps

Armcap tops and bottoms are 1/8" thick UL-HB rated ABS plastic. Tops are fastened to the bottom halves with screws and anchored to steel arm tubes.

Steel Armcap Support

Supporting either wood or plastic armcaps is 11-gauge steel tubing, 1-1/8" O.D., inserted over 7/8" O.D. 12-gauge steel tubing. The tubing is fastened to the lounge frame using steel 1/4-20 bolts into steel inserts. The arm tube is also supported with the backrest tubes by a steel 12-gauge plate with welded support tubes of 1" O.D. 18-gauge steel.

Backrest Supports

Backrest supports are 1-1/8" O.D. 16-gauge for lounges with laminated transom or 12-gauge steel tubing inserted over 7/8" O.D. 16-gauge steel tubing for all fully upholstered models. Backrest supports are fastened to the wooden lounge frames using 1/4-20 steel bolts into steel threaded inserts.



Armed Lounge (H23A)

Armed Lounge (H33A)

Armed Lounge (H43A)

Armed Lounge with Tablet (H23RT)

Armed Lounge with Tablet (H33RT/LT)

Armed Lounge with Tablet (H43RT)

	Armed Lounge (H23A)	Armed Lounge (H33A)	Armed Lounge (H43A)	Armed Lounge with Tablet (H23RT)	Armed Lounge with Tablet (H33RT/LT)	Armed Lounge with Tablet (H43RT)
General Dimensions						
Seat width	20-1/2"	33-1/2"	72-1/2"	20-1/2"	33-1/2"	72-1/2"
Seat depth	21"	21"	21"	21"	21"	21"
Seat height	17"	17"	17"	17"	17"	17"
Arm width	2-3/8"	2-3/8"	2-3/8"	2-3/8"	2-3/8"	2-3/8"
Arm height	25-1/2"	25-1/2"	25-1/2"	25-1/2"	25-1/2"	25-1/2"
Overall Dimensions						
Width	26"	39"	78"	26"	39"	78"
Depth	26"	26"	26"	26"	26"	26"
Height	30-1/4"	30-1/4"	30-1/4"	30-1/4"	30-1/4"	30-1/4"
Tablet width				21-1/2"	21-1/2"	21-1/2"
Tablet depth				13"	13"	13"
Height w/Privacy Screen	57"	57"	57"	57"	57"	57"

Seat and Back


The seat is constructed with stretch strap webbing, inner woven and stapled into position. Both seats and backs are covered with a layer of reinforced non-woven fiber (FLW) on top.

The back foam has a density of 1.5 and compression of 26 lb. foam that is 3" thick and contour cut for consistency. The seat foam is 6" thick with a density of 2.5 and compression of 45 lb. A .5" super soft wrap covers the front and top of the seat.

INFORMATION

Warranty


Refer to KI Terms & Conditions document or visit ki.com.



**Ottoman
(H20)**



**Wedge
(H60W)**



**Wedge
(H45W)**

General Dimensions			
Seat width	26"	34"	27-1/2"
Seat depth	26"	23"	24"
Seat height	17"	17"	17"
Overall Dimensions			
Width	26"	34"	27-1/2"
Depth	26"	23"	24"
Height	17"	17"	17"

Docking Table (H25DT)

The docking tablet top is .035 thick high-pressure laminate over 1-1/8" thick particle board and 10mm x 20" O.D. phenolic paper tube with .04 thick phenolic backer underside. Steel base is 20" O.D. formed "disk" 1/16" thick with 1/4" thick steel plate counter weight. Table column is 6" O.D. 14-gauge steel welded to 12-gauge spider plate for mounting.

Gangers

UL HB rated nylon hooks and glass filled nylon pegs are mounted to 14-gauge steel plates with thread locking screws and steel inserts. The ganging plate assemblies are mounted to the wood frame using 1-1/2" #10 wood screws.

Electrical Wire Routing Conduit

Polypropylene extrusion 1-5/8" x 1" cut to length is fastened to the underside of any lounge product with wood screws.

Tablet Support

The worksurface is supported from the chair frame by formed, welded 1-1/8" O.D. 12-gauge steel tubing with a die cast aluminum gusset, black powder-coat paint finish applied. A drilled and tapped 1/2" thick steel plug is welded into the pivot end of the 1.125" dia. support tubing. The die cast gusset is fastened to the tube plug with a Grade 5, 3/8-16 steel bolt with epoxy patch. The die cast gusset and pivot joint provides 154° of free rotation for the tablet.

Tablet Surface Mechanism

The gusset die casting rotates about the steel support tube by means of plastic bushing connection. The worksurface slides back and forth a total of 6" of straight motion. The sliding motion is accomplished with an aluminum extruded rail and plastic bushing mechanism.

Laminate - Tablet

The laminate worksurface is 18mm thick Baltic birch plywood core with .040" laminate

face and .020 phenolic paper backing sheet. The edge of the worksurface is sealed with a clear coat lacquer finish.

Laminate - Table

Table panels and top are 15mm thick laminated plywood, .035 thick high-pressure laminate on all sides and top. Panels are secured together using glued joints, staples and wood screws.

Laminate - Lounge Transom

.035 thick high-pressure laminate over 15mm thick plywood. All joints are glued and stapled or nailed for strength.



**Table
(H13T)**



**Table
(H24T)**



**Table
(H25DT)**

General Dimensions

Table width

Table depth

Table height

Overall Dimensions

Width	13"	26"	20" dia.
-------	-----	-----	----------

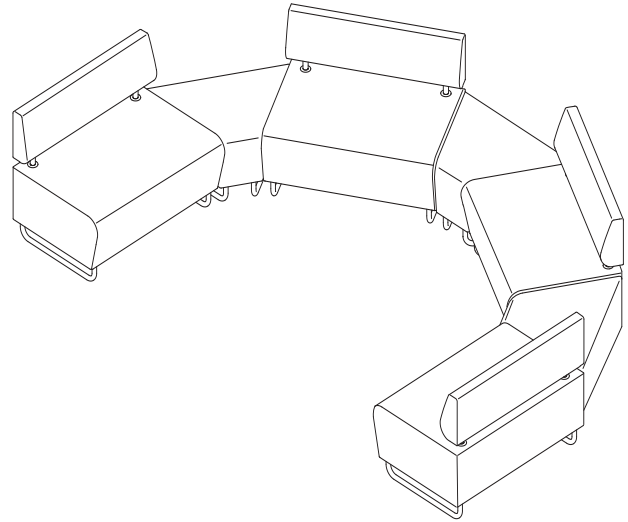
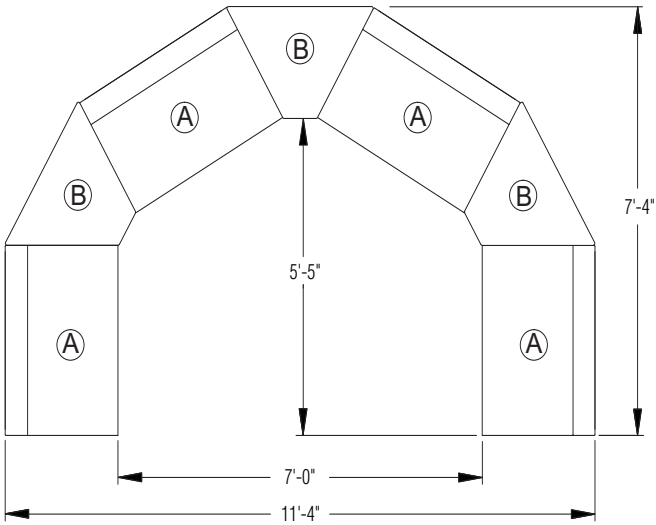
Depth	26"	26"	
-------	-----	-----	--

Height	17"	17"	25-1/2"
--------	-----	-----	---------

INFORMATION

Warranty

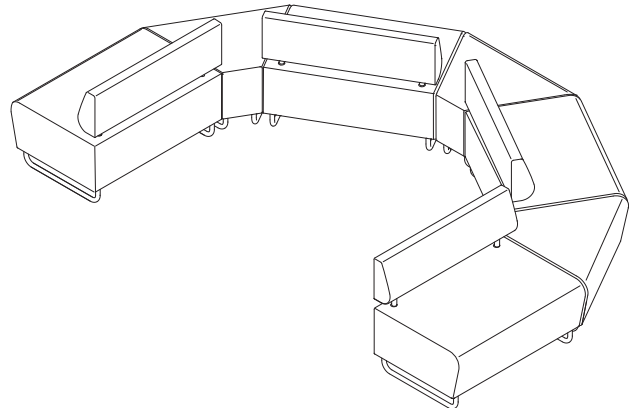
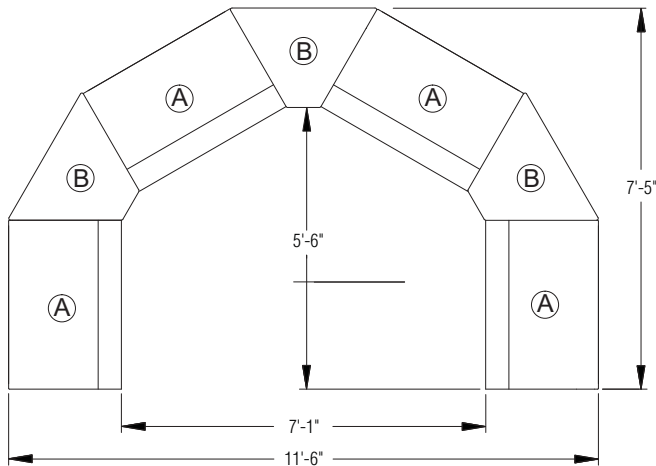
Refer to KI Terms & Conditions document or visit ki.com.



QTY	MODEL	ITEM
4	H33	A
3	H60WI	B

Inside Half Circle Configuration

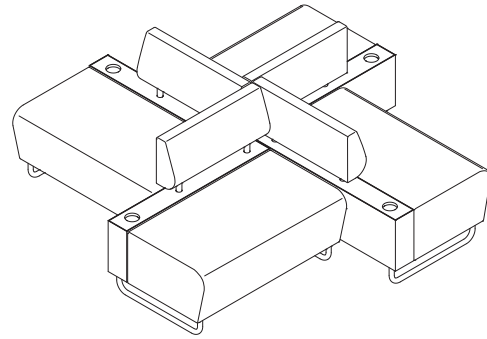
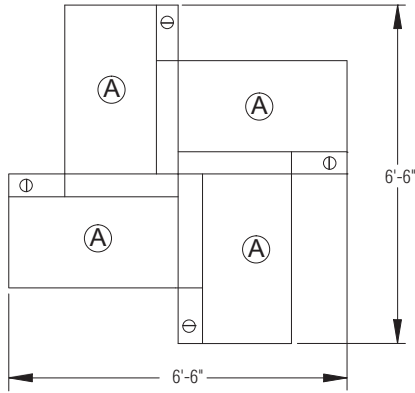
* All configurations consist of multiple individual units.
Gangers must be specified on each individual unit in order to connect units.



QTY	MODEL	ITEM
4	H33	A
3	H60W	B

Outside Half Circle Configuration

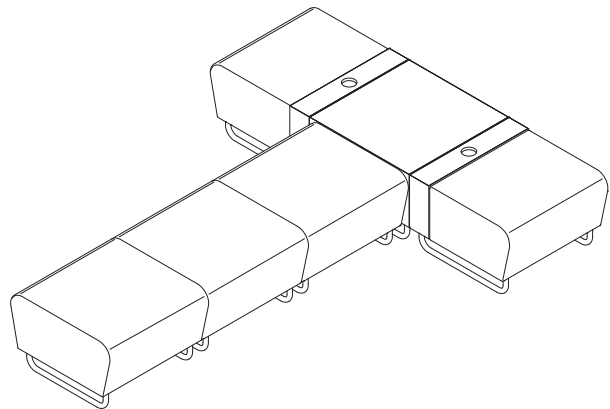
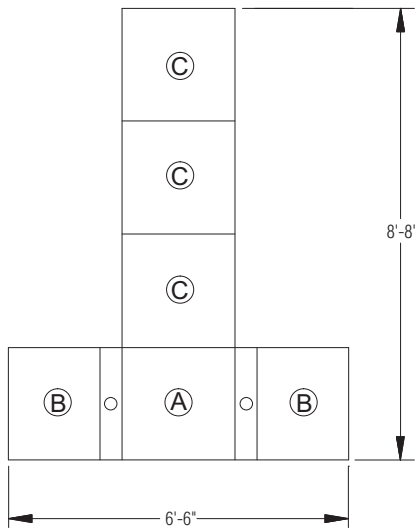
* All configurations consist of multiple individual units.
Gangers must be specified on each individual unit in order to connect units.



QTY	MODEL	ITEM
4	H33RB	A

Wheel Configuration

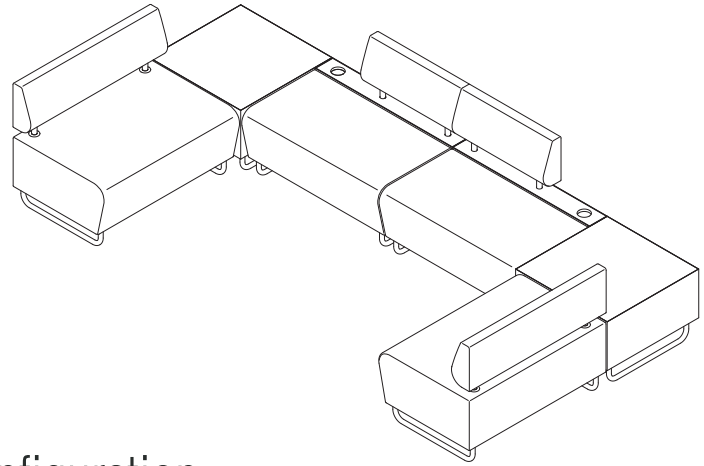
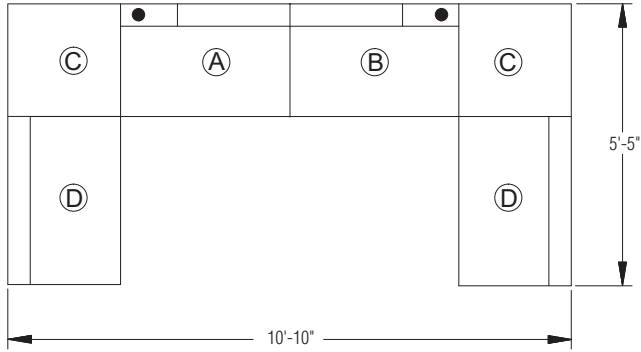
* All configurations consist of multiple individual units.
Gangers must be specified on each individual unit in order to connect units.



QTY	MODEL	ITEM
1	H24T	A
2	H20B	B
3	H20S	C

T-Shape Configuration

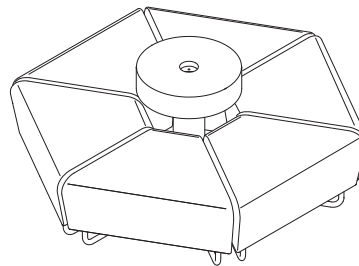
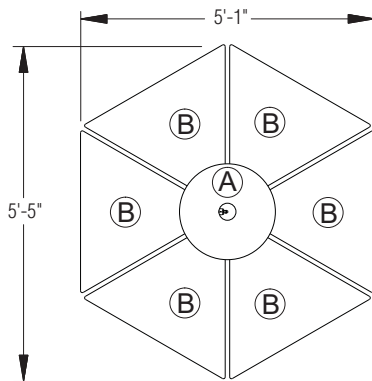
* All configurations consist of multiple individual units.
Gangers must be specified on each individual unit in order to connect units.



QTY	MODEL	ITEM
1	H33RB	A
1	H33LB	B
2	H24T	C
2	H33	D

U-Shape Configuration

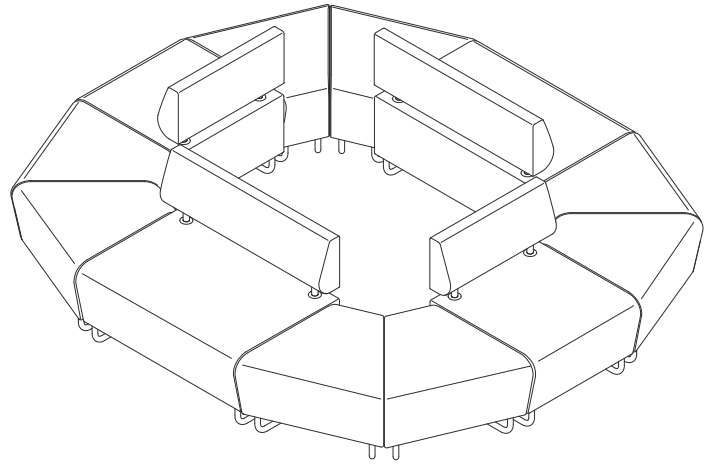
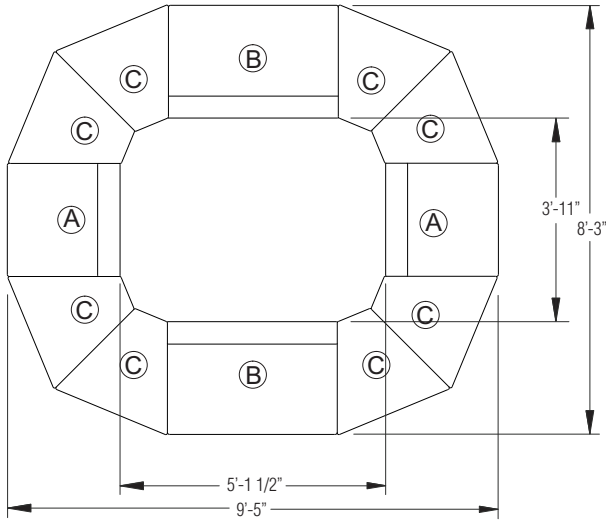
* All configurations consist of multiple individual units.
Gangers must be specified on each individual unit in order to connect units.



QTY	MODEL	ITEM
1	H25DT	A
6	H60WO	B

Outside Docking Configuration

* All configurations consist of multiple individual units.
Gangers must be specified on each individual unit in order to connect units.




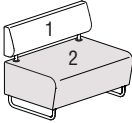
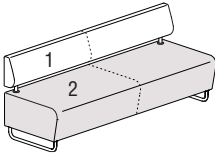
QTY	MODEL	ITEM
2	H23	A
2	H33	B
8	H45W0	C

Column Configuration

* All configurations consist of multiple individual units.
Gangers must be specified on each individual unit in order to connect units.

Hub®

Lobby and Lounge Seating

			MODEL NUMBER								Approx. Packaged Weight
Features	COM	Basic Model	Non-Contrast or Fabric Contrast 1	Fabric Contrast 2	Base Finish	Ganging Option	Privacy Screen Attachment	Glide Option	Moisture Barrier		
	Non-contrast	2 yd	H23/NC	<input type="checkbox"/> <input type="checkbox"/> <input type="checkbox"/> <input type="checkbox"/>		<input type="checkbox"/> <input type="checkbox"/>	<input type="checkbox"/> <input type="checkbox"/> <input type="checkbox"/>	<input type="checkbox"/> <input type="checkbox"/> <input type="checkbox"/>	<input type="checkbox"/> <input type="checkbox"/>	<input type="checkbox"/> <input type="checkbox"/> <input type="checkbox"/>	75.0#
	Contrast		H23/FC	<input type="checkbox"/> <input type="checkbox"/> <input type="checkbox"/> <input type="checkbox"/>	<input type="checkbox"/> <input type="checkbox"/> <input type="checkbox"/> <input type="checkbox"/>	<input type="checkbox"/> <input type="checkbox"/>	<input type="checkbox"/> <input type="checkbox"/> <input type="checkbox"/>	<input type="checkbox"/> <input type="checkbox"/> <input type="checkbox"/>	<input type="checkbox"/> <input type="checkbox"/>	<input type="checkbox"/> <input type="checkbox"/> <input type="checkbox"/>	75.0#
<p>HUB 26 x 26 Armless Lounge • 1 = Back (Fabric Contrast 1) C.O.M. = 1 yd • 2 = Seat, sides (Fabric Contrast 2) C.O.M. = 1.75 yd • Optional privacy screen model SK24 fits this model</p>											
	Non-contrast	3 yd	H33/NC	<input type="checkbox"/> <input type="checkbox"/> <input type="checkbox"/> <input type="checkbox"/>		<input type="checkbox"/> <input type="checkbox"/>	<input type="checkbox"/> <input type="checkbox"/> <input type="checkbox"/>	<input type="checkbox"/> <input type="checkbox"/> <input type="checkbox"/>	<input type="checkbox"/> <input type="checkbox"/>	<input type="checkbox"/> <input type="checkbox"/> <input type="checkbox"/>	100.0#
	Contrast		H33/FC	<input type="checkbox"/> <input type="checkbox"/> <input type="checkbox"/> <input type="checkbox"/>	<input type="checkbox"/> <input type="checkbox"/> <input type="checkbox"/> <input type="checkbox"/>	<input type="checkbox"/> <input type="checkbox"/>	<input type="checkbox"/> <input type="checkbox"/> <input type="checkbox"/>	<input type="checkbox"/> <input type="checkbox"/> <input type="checkbox"/>	<input type="checkbox"/> <input type="checkbox"/>	<input type="checkbox"/> <input type="checkbox"/> <input type="checkbox"/>	100.0#
<p>HUB 26 x 39 Armless Lounge • 1 = Back (Fabric Contrast 1) C.O.M. = 1 yd • 2 = Seat, sides (Fabric Contrast 2) C.O.M. = 2 yd • Optional privacy screen model SK37 fits this model</p>											
	Non-contrast	5.25 yd	H43/NC	<input type="checkbox"/> <input type="checkbox"/> <input type="checkbox"/> <input type="checkbox"/>		<input type="checkbox"/> <input type="checkbox"/>	<input type="checkbox"/> <input type="checkbox"/> <input type="checkbox"/>	<input type="checkbox"/> <input type="checkbox"/> <input type="checkbox"/>	<input type="checkbox"/> <input type="checkbox"/>	<input type="checkbox"/> <input type="checkbox"/> <input type="checkbox"/>	160.0#
	Contrast		H43/FC	<input type="checkbox"/> <input type="checkbox"/> <input type="checkbox"/> <input type="checkbox"/>	<input type="checkbox"/> <input type="checkbox"/> <input type="checkbox"/> <input type="checkbox"/>	<input type="checkbox"/> <input type="checkbox"/>	<input type="checkbox"/> <input type="checkbox"/> <input type="checkbox"/>	<input type="checkbox"/> <input type="checkbox"/> <input type="checkbox"/>	<input type="checkbox"/> <input type="checkbox"/>	<input type="checkbox"/> <input type="checkbox"/> <input type="checkbox"/>	160.0#
<p>HUB 26 x 78 Armless Lounge • 1 = Back (Fabric Contrast 1) C.O.M. = 2 yd • 2 = Seat, sides (Fabric Contrast 2) C.O.M. = 3.5 yd • Optional privacy screen model SK78 fits this model</p>											
			A	B	C	D	E	F	G	H	

HOW TO ORDER

Indicate the following information on order form:

- Quantity of each item.
- Model number, including options. See "How To Build a Model Number".
- Any special service required.

Note: • The indicates that a choice is required.

- The absence of the indicates that no choice is required.
- Alpha-numeric characters in place of indicate that no other alternatives are available.

HOW TO BUILD A MODEL NUMBER

(privacy screen ordered separately)

A Select basic model.

B Select non-contrast or fabric contrast 1. Refer to color addendum at ki.com or KI Fabrics & Finishes binder.

C Select fabric contrast 2. Refer to color addendum at ki.com or KI Fabrics & Finishes binder.

D Select base and upright finish color. Refer to color addendum at ki.com or KI Fabrics & Finishes binder.

E Select ganging option.
HNG - No gangers
HWG - Ganging; add \$54
 Two ganging assemblies shipped per unit.

F Select privacy screen attachments.
NPSA - No privacy screen attachments
WPSA - Privacy screen attachments

G Select glide option.

NGL - No glides
GNV - Nylon glides (cream color); add \$5

H Select moisture barrier.

MB - Moisture barrier
NMB - No moisture barrier
 See pricing column for moisture barrier upcharge.



Grade C.O.M.	Grade C	Grade D	Grade E & C.O.L.	Grade F	Grade G	Grade H	Grade I	Grade J	Grade K	Grade L Leather	Grade M Leather	Moisture Barrier add to list price
\$ 1539	\$ 1606	\$ 1625	\$ 1646	\$ 1660	\$ 1689	\$ 1719	\$ 1754	\$ 1826	\$ 1898	\$ 1969	\$ 2114	\$ 130
1592	1660	1678	1700	1716	1743	1773	1808	1880	1952	2024	2167	130
\$ 1950	\$ 2057	\$ 2087	\$ 2120	\$ 2143	\$ 2187	\$ 2232	\$ 2290	\$ 2402	\$ 2516	\$ 2629	\$ 2854	\$ 140
2038	2145	2173	2207	2230	2274	2321	2377	2490	2604	2715	2941	140
\$ 2657	\$ 2834	\$ 2880	\$ 2936	\$ 2973	\$ 3047	\$ 3120	\$ 3213	\$ 3398	\$ 3582	\$ 3769	\$ 4136	\$ 157
2792	2968	3014	3069	3106	3181	3254	3346	3532	3717	3901	4271	157

NOTE

Units with privacy screens are unable to be ganged in a back-to-back configuration.

SPECIAL SERVICES

Special Carton Marking

With specially marked information N/C

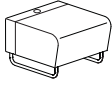
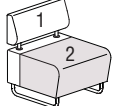
Shipping

Shipped **assembled freight prepaid f.o.b. High Point, North Carolina 27263** factory. Freight class #175.

Specifications and prices are subject to change without prior notice.

Hub®

Lobby and Lounge Seating

	Features	COM	MODEL NUMBER									
			Basic Model	Non-Contrast or Fabric Contrast 1	Fabric Contrast 2	Base Finish	Lam. Color	Power Option	Gang. Option	Privacy Screen Attachment	Glide Option	Moist. Barrier
 <p>HUB 26 x 26 Laminate Backless Lounge</p> <ul style="list-style-type: none"> Optional privacy screen model SK24 fits this model 	Non-contrast	1.75 yd	H20B	<input type="checkbox"/> <input type="checkbox"/> <input type="checkbox"/>			<input type="checkbox"/> <input type="checkbox"/>	<input type="checkbox"/> <input type="checkbox"/>	<input type="checkbox"/> <input type="checkbox"/> <input type="checkbox"/> <input type="checkbox"/>	<input type="checkbox"/> <input type="checkbox"/>	<input type="checkbox"/> <input type="checkbox"/>	<input type="checkbox"/> <input type="checkbox"/>
 <p>HUB 26 x 26 Laminate Back Lounge</p> <ul style="list-style-type: none"> 1 = Back (Fabric Contrast 1) C.O.M. = 1 yd 2 = Seat, sides (Fabric Contrast 2) C.O.M. = 1.5 yd Optional privacy screen model SK24 fits this model 	Non-contrast	2 yd	H23B/NC	<input type="checkbox"/> <input type="checkbox"/> <input type="checkbox"/>			<input type="checkbox"/> <input type="checkbox"/>	<input type="checkbox"/> <input type="checkbox"/>	<input type="checkbox"/> <input type="checkbox"/>	<input type="checkbox"/> <input type="checkbox"/>	<input type="checkbox"/> <input type="checkbox"/>	<input type="checkbox"/> <input type="checkbox"/>
	Contrast		H23B/FC	<input type="checkbox"/> <input type="checkbox"/> <input type="checkbox"/>	<input type="checkbox"/> <input type="checkbox"/> <input type="checkbox"/>		<input type="checkbox"/> <input type="checkbox"/>	<input type="checkbox"/> <input type="checkbox"/>	<input type="checkbox"/> <input type="checkbox"/>	<input type="checkbox"/> <input type="checkbox"/>	<input type="checkbox"/> <input type="checkbox"/>	<input type="checkbox"/> <input type="checkbox"/>

A **B** **C** **D** **E** **F** **G** **H** **I** **J**

HOW TO ORDER

Indicate the following information on order form:

- Quantity of each item.
- Model number, including options. See "How To Build a Model Number".
- Any special service required.

Note: • The indicates that a choice is required.

- The absence of the indicates that no choice is required.
- Alpha-numeric characters in place of indicate that no other alternatives are available.

HOW TO BUILD A MODEL NUMBER

- A** Select basic model.
- B** Select non-contrast or fabric contrast 1. Refer to color addendum at ki.com or KI Fabrics & Finishes binder.
- C** Select fabric contrast 2. Refer to color addendum at ki.com or KI Fabrics & Finishes binder.
- D** Select base and upright finish color. Refer to color addendum at ki.com or KI Fabrics & Finishes binder.
- E** Select back laminate. Refer to color addendum at ki.com or KI Fabrics & Finishes binder.
- F** Select power option.
 - NP** - No power
 - WPBL** - Black power module; add \$267
 - WPSL** - Silver power module; add

- G** Select ganging option.
 - WPWH** - White power module; add \$267
 - QP** - Qi wireless power (black); add \$319
 - HNG** - No gangers
 - HWG** - Ganging; add \$54
 Two ganging assemblies shipped per unit.
- H** Select privacy screen attachments.
 - NPSA** - No privacy screen attachments
 - WPSA** - Privacy screen attachments (privacy screen ordered separately)
- I** Select glide option.
 - NGL** - No glides
 - GNY** - Nylon glides (cream color); add \$5
- J** Select moisture barrier.
 - MB** - Moisture barrier
 - NMB** - No moisture barrier

See pricing column for moisture barrier upcharge.



Approx. Packaged Weight	Grade C.O.M.	Grade C	Grade D	Grade E & C.O.L.	Grade F	Grade G	Grade H	Grade I	Grade J	Grade K	Grade L Leather	Grade M Leather	Moisture Barrier add to list price
50.0#	\$ 1765	\$ 1805	\$ 1815	\$ 1827	\$ 1834	\$ 1851	\$ 1868	\$ 1889	\$ 1931	\$ 1970	\$ 2012	\$ 2094	\$ 123
80.0#	\$ 2053	\$ 2122	\$ 2140	\$ 2162	\$ 2176	\$ 2205	\$ 2232	\$ 2269	\$ 2341	\$ 2412	\$ 2484	\$ 2629	\$ 130
80.0#	2108	2176	2194	2217	2230	2259	2288	2324	2396	2468	2539	2683	130

NOTE

Units with privacy screens are unable to be ganged in a back-to-back configuration.

SPECIAL SERVICES

Special Carton Marking

With specially marked information N/C

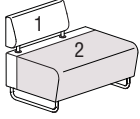
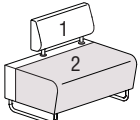
Shipping

Shipped **assembled freight prepaid f.o.b. High Point, North Carolina 27263** factory. Freight class #175.

Specifications and prices are subject to change without prior notice.

Hub®

Lobby and Lounge Seating

			MODEL NUMBER									
Features	COM	Basic Model	Non-Contrast or Fabric Contrast 1	Fabric Contrast 2	Base Finish	Lam. Color	Power Option	Gang. Option	Privacy Screen Attachment	Glide Option	Moist. Barrier	
	Non-contrast	2.5 yd	H33LB/NC	□□□		□□	□□	□□□□	□□	□□	□□	□□
	Contrast		H33LB/FC	□□□	□□□	□□	□□	□□□□	□□	□□	□□	□□
<p>HUB 26 x 39 Laminate Back Lounge - Left Facing Back</p> <ul style="list-style-type: none"> 1 = Back (Fabric Contrast 1) C.O.M. = 1 yd 2 = Seat, sides (Fabric Contrast 2) C.O.M. = 2 yd Optional privacy screen model SK37 fits this model 												
	Non-contrast	2.5 yd	H33RB/NC	□□□		□□	□□	□□□□	□□	□□	□□	□□
	Contrast		H33RB/FC	□□□	□□□	□□	□□	□□□□	□□	□□	□□	□□
<p>HUB 26 x 39 Laminate Back Lounge - Right Facing Back</p> <ul style="list-style-type: none"> 1 = Back (Fabric Contrast 1) C.O.M. = 1 yd 2 = Seat, sides (Fabric Contrast 2) C.O.M. = 2 yd Optional privacy screen model SK37 fits this model 												
			A	B	C	D	E	F	G	H	I	J

HOW TO ORDER

Indicate the following information on order form:

- Quantity of each item.
- Model number, including options. See "How To Build a Model Number".
- Any special service required.

Note: • The □ indicates that a choice is required.

- The absence of the □ indicates that no choice is required.
- Alpha-numeric characters in place of □ indicate that no other alternatives are available.

HOW TO BUILD A MODEL NUMBER

- A** Select basic model.
- B** Select non-contrast or fabric contrast 1. Refer to color addendum at ki.com or KI Fabrics & Finishes binder.
- C** Select fabric contrast 2. Refer to color addendum at ki.com or KI Fabrics & Finishes binder.
- D** Select base and upright finish color. Refer to color addendum at ki.com or KI Fabrics & Finishes binder.
- E** Select back laminate. Refer to color addendum at ki.com or KI Fabrics & Finishes binder.
- F** Select power option.
 - NP** - No power
 - WPBL** - Black power module; add \$267
 - WPSL** - Silver power module; add

\$267
WPWH - White power module; add \$267
QP - Qi wireless power (black); add \$319

- G** Select ganging option.
 - HNG** - No gangers
 - HWG** - Ganging; add \$54
 Two ganging assemblies shipped per unit.

- H** Select privacy screen attachments.
 - NPSA** - No privacy screen attachments
 - WPSA** - Privacy screen attachments (privacy screen ordered separately)

- I** Select glide option.
 - NGL** - No glides
 - GNY** - Nylon glides (cream color); add \$5

- J** Select moisture barrier.
 - MB** - Moisture barrier
 - NMB** - No moisture barrier

See pricing column for moisture barrier upcharge.



Approx. Packaged Weight	Grade C.O.M.	Grade C	Grade D	Grade E & C.O.L.	Grade F	Grade G	Grade H	Grade I	Grade J	Grade K	Grade L Leather	Grade M Leather	Moisture Barrier add to list price
115.0#	\$ 2540	\$ 2638	\$ 2663	\$ 2694	\$ 2715	\$ 2756	\$ 2797	\$ 2849	\$ 2952	\$ 3053	\$ 3156	\$ 3362	\$ 138
115.0#	2674	2771	2797	2828	2850	2890	2931	2982	3086	3188	3291	3497	138
115.0#	\$ 2540	\$ 2638	\$ 2663	\$ 2694	\$ 2715	\$ 2756	\$ 2797	\$ 2849	\$ 2952	\$ 3053	\$ 3156	\$ 3362	\$ 138
115.0#	2674	2771	2797	2828	2850	2890	2931	2982	3086	3188	3291	3497	138

NOTE

Units with privacy screens are unable to be ganged in a back-to-back configuration.

SPECIAL SERVICES

Special Carton Marking

With specially marked information N/C


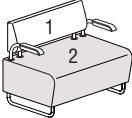
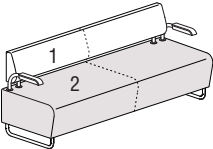
Shipping

Shipped **assembled freight prepaid f.o.b. High Point, North Carolina 27263** factory. Freight class #175.

Specifications and prices are subject to change without prior notice.

Hub[®]

Lobby and Lounge Seating

			MODEL NUMBER									
Features	COM	Basic Model	Non-Contrast or Fabric Contrast 1	Fabric Contrast 2	Base Finish	Arm Cap	Arm-cap Color (Top)	Arm Color (Bottom)	Gang. Option	Privacy Screen Attachment	Glide Option	
	Non-contrast	2 yd	H23A/NC	<input type="checkbox"/> <input type="checkbox"/> <input type="checkbox"/>		<input type="checkbox"/> <input type="checkbox"/>	<input type="checkbox"/> <input type="checkbox"/>	<input type="checkbox"/> <input type="checkbox"/> <input type="checkbox"/>	<input type="checkbox"/> <input type="checkbox"/>	<input type="checkbox"/> <input type="checkbox"/>	<input type="checkbox"/> <input type="checkbox"/>	
	Contrast		H23A/FC	<input type="checkbox"/> <input type="checkbox"/> <input type="checkbox"/>	<input type="checkbox"/> <input type="checkbox"/> <input type="checkbox"/>	<input type="checkbox"/> <input type="checkbox"/>	<input type="checkbox"/> <input type="checkbox"/>	<input type="checkbox"/> <input type="checkbox"/> <input type="checkbox"/>	<input type="checkbox"/> <input type="checkbox"/>	<input type="checkbox"/> <input type="checkbox"/>	<input type="checkbox"/> <input type="checkbox"/>	
<p>HUB 26 x 26 Armed Lounge • 1 = Back (Fabric Contrast 1) C.O.M. = 1 yd • 2 = Seat, sides (Fabric Contrast 2) C.O.M. = 1.75 yd • Optional privacy screen model SK24 fits this model</p>												
	Non-contrast	3 yd	H33A/NC	<input type="checkbox"/> <input type="checkbox"/> <input type="checkbox"/>		<input type="checkbox"/> <input type="checkbox"/>	<input type="checkbox"/> <input type="checkbox"/>	<input type="checkbox"/> <input type="checkbox"/> <input type="checkbox"/>	<input type="checkbox"/> <input type="checkbox"/>	<input type="checkbox"/> <input type="checkbox"/>	<input type="checkbox"/> <input type="checkbox"/>	
	Contrast		H33A/FC	<input type="checkbox"/> <input type="checkbox"/> <input type="checkbox"/>	<input type="checkbox"/> <input type="checkbox"/> <input type="checkbox"/>	<input type="checkbox"/> <input type="checkbox"/>	<input type="checkbox"/> <input type="checkbox"/>	<input type="checkbox"/> <input type="checkbox"/> <input type="checkbox"/>	<input type="checkbox"/> <input type="checkbox"/>	<input type="checkbox"/> <input type="checkbox"/>	<input type="checkbox"/> <input type="checkbox"/>	
<p>HUB 26 x 39 Armed Lounge • 1 = Back (Fabric Contrast 1) C.O.M. = 1 yd • 2 = Seat, sides (Fabric Contrast 2) C.O.M. = 2 yd • Optional privacy screen model SK37 fits this model</p>												
	Non-contrast	5.25 yd	H43A/NC	<input type="checkbox"/> <input type="checkbox"/> <input type="checkbox"/>		<input type="checkbox"/> <input type="checkbox"/>	<input type="checkbox"/> <input type="checkbox"/>	<input type="checkbox"/> <input type="checkbox"/> <input type="checkbox"/>	<input type="checkbox"/> <input type="checkbox"/>	<input type="checkbox"/> <input type="checkbox"/>	<input type="checkbox"/> <input type="checkbox"/>	
	Contrast		H43A/FC	<input type="checkbox"/> <input type="checkbox"/> <input type="checkbox"/>	<input type="checkbox"/> <input type="checkbox"/> <input type="checkbox"/>	<input type="checkbox"/> <input type="checkbox"/>	<input type="checkbox"/> <input type="checkbox"/>	<input type="checkbox"/> <input type="checkbox"/> <input type="checkbox"/>	<input type="checkbox"/> <input type="checkbox"/>	<input type="checkbox"/> <input type="checkbox"/>	<input type="checkbox"/> <input type="checkbox"/>	
<p>HUB 26 x 78 Armed Lounge • 1 = Back (Fabric Contrast 1) C.O.M. = 2 yd • 2 = Seat, sides (Fabric Contrast 2) C.O.M. = 3.5 yd • Optional privacy screen model SK78 fits this model</p>												
			A	B	C	D	E	F	G	H	I	J

HOW TO ORDER

Indicate the following information on order form:

- Quantity of each item.
- Model number, including options. See "How To Build a Model Number".
- Any special service required.

Note: • The indicates that a choice is required.

- The absence of the indicates that no choice is required.
- Alpha-numeric characters in place of indicate that no other alternatives are available.

HOW TO BUILD A MODEL NUMBER

- A** Select basic model.
- B** Select non-contrast or fabric contrast 1. Refer to color addendum at ki.com or KI Fabrics & Finishes binder.
- C** Select fabric contrast 2. Refer to color addendum at ki.com or KI Fabrics & Finishes binder.
- D** Select base, upright, and arm tube finish color. Refer to color addendum at ki.com or KI Fabrics & Finishes binder.
- E** Select armcaps.

WAC	- Wood armcaps (pair)
PAC	- Poly armcaps
- F** Select armcap top color. Refer to color addendum at ki.com or KI Fabrics & Finishes binder. Armcaps can be wood or poly.
- G** Select arm bottom poly color. Refer to color addendum at ki.com or KI Fabrics & Finishes binder. Arm bottom is always poly.
- H** Select ganging option.

HNG	- No gangers
HWG	- Ganging; add \$54

 Two ganging assemblies shipped per unit.
- I** Select privacy screen attachments.

NPSA	- No privacy screen attachments
WPSA	- Privacy screen attachments (privacy screen ordered separately)
- J** Select glide option.

NGL	- No glides
GNV	- Nylon glides (cream color); add \$5



Approx. Packaged Weight	Grade C.O.M.	Grade C	Grade D	Grade E & C.O.L.	Grade F	Grade G	Grade H	Grade I	Grade J	Grade K	Grade L Leather	Grade M Leather	Moisture Barrier add to list price
80.0#	\$ 1858	\$ 1926	\$ 1945	\$ 1966	\$ 1982	\$ 2010	\$ 2039	\$ 2074	\$ 2147	\$ 2219	\$ 2290	\$ 2434	\$ 130
80.0#	1912	1982	1999	2021	2036	2064	2092	2128	2201	2272	2343	2487	130
105.0#	\$ 2236	\$ 2344	\$ 2372	\$ 2406	\$ 2430	\$ 2475	\$ 2520	\$ 2577	\$ 2690	\$ 2802	\$ 2915	\$ 3142	\$ 140
105.0#	2325	2433	2460	2495	2517	2562	2608	2664	2778	2889	3003	3229	140
165.0#	\$ 3046	\$ 3223	\$ 3267	\$ 3323	\$ 3361	\$ 3433	\$ 3508	\$ 3601	\$ 3785	\$ 3971	\$ 4156	\$ 4526	\$ 157
165.0#	3181	3356	3402	3458	3495	3568	3642	3735	3919	4105	4289	4659	157

KENSINGTON MAPLE UPCHARGE

Kensington Maple requires extended leadtimes.

Model	
H23A	\$72
H33A	\$72
H43A	\$72
H23LT	\$72
H23RT	\$72
H33LT	\$72
H33RT	\$72
H43LT	\$72
H43RT	\$72

MOISTURE BARRIER UPCHARGE

To order with moisture barrier add /MB to the model number and add upcharge.

NOTE

Units with privacy screens are unable to be ganged in a back-to-back configuration.

SPECIAL SERVICES

Special Carton Marking

With specially marked information N/C


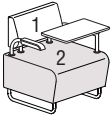
Shipping

Shipped **assembled freight prepaid f.o.b. High Point, North Carolina 27263** factory. Freight class #175.

Specifications and prices are subject to change without prior notice.

Hub®

Lobby and Lounge Seating

			MODEL NUMBER										
Features	COM	Basic Model	Non-Contrast or Fabric Contrast 1	Fabric Contrast 2	Base Finish	Arm Cap	Arm-cap Color (Top)	Arm Color (Bottom)	Gang. Option	Lam. Color	Privacy Screen Attachment	Glide Option	
	Non-contrast	2 yd	H23LT/NC	<input type="checkbox"/> <input type="checkbox"/> <input type="checkbox"/>		<input type="checkbox"/> <input type="checkbox"/>	<input type="checkbox"/> <input type="checkbox"/>	<input type="checkbox"/> <input type="checkbox"/>	<input type="checkbox"/> <input type="checkbox"/>	<input type="checkbox"/> <input type="checkbox"/>	<input type="checkbox"/> <input type="checkbox"/>	<input type="checkbox"/> <input type="checkbox"/>	
	Contrast		H23LT/FC	<input type="checkbox"/> <input type="checkbox"/> <input type="checkbox"/>	<input type="checkbox"/> <input type="checkbox"/> <input type="checkbox"/>	<input type="checkbox"/> <input type="checkbox"/>	<input type="checkbox"/> <input type="checkbox"/>	<input type="checkbox"/> <input type="checkbox"/>	<input type="checkbox"/> <input type="checkbox"/>	<input type="checkbox"/> <input type="checkbox"/>	<input type="checkbox"/> <input type="checkbox"/>	<input type="checkbox"/> <input type="checkbox"/>	
<p>HUB</p> <p>26 x 26 Lounge with Tablet Arm - Left Facing</p> <ul style="list-style-type: none"> 1 = Back (Fabric Contrast 1) C.O.M. = 1 yd 2 = Seat, sides (Fabric Contrast 2) C.O.M. = 1.75 yd Optional privacy screen model SK24 fits this model 													
	Non-contrast	2 yd	H23RT/NC	<input type="checkbox"/> <input type="checkbox"/> <input type="checkbox"/>		<input type="checkbox"/> <input type="checkbox"/>	<input type="checkbox"/> <input type="checkbox"/>	<input type="checkbox"/> <input type="checkbox"/>	<input type="checkbox"/> <input type="checkbox"/>	<input type="checkbox"/> <input type="checkbox"/>	<input type="checkbox"/> <input type="checkbox"/>	<input type="checkbox"/> <input type="checkbox"/>	
	Contrast		H23RT/FC	<input type="checkbox"/> <input type="checkbox"/> <input type="checkbox"/>	<input type="checkbox"/> <input type="checkbox"/> <input type="checkbox"/>	<input type="checkbox"/> <input type="checkbox"/>	<input type="checkbox"/> <input type="checkbox"/>	<input type="checkbox"/> <input type="checkbox"/>	<input type="checkbox"/> <input type="checkbox"/>	<input type="checkbox"/> <input type="checkbox"/>	<input type="checkbox"/> <input type="checkbox"/>	<input type="checkbox"/> <input type="checkbox"/>	
<p>HUB</p> <p>26 x 26 Lounge with Tablet Arm - Right Facing</p> <ul style="list-style-type: none"> 1 = Back (Fabric Contrast 1) C.O.M. = 1 yd 2 = Seat, sides (Fabric Contrast 2) C.O.M. = 1.75 yd Optional privacy screen model SK24 fits this model 													
			A	B	C	D	E	F	G	H	I	J	K

HOW TO ORDER

Indicate the following information on order form:

- Quantity of each item.
- Model number, including options. See "How To Build a Model Number".
- Any special service required.

Note: • The indicates that a choice is required.

- The absence of the indicates that no choice is required.
- Alpha-numeric characters in place of indicate that no other alternatives are available.

HOW TO BUILD A MODEL NUMBER

- A** Select basic model.
- B** Select non-contrast or fabric contrast 1. Refer to color addendum at ki.com or KI Fabrics & Finishes binder.
- C** Select fabric contrast 2. Refer to color addendum at ki.com or KI Fabrics & Finishes binder.
- D** Select base, upright, and arm tube finish color. Refer to color addendum at ki.com or KI Fabrics & Finishes binder.
- E** Select armcaps.

WAC	- Wood armcaps (pair)
PAC	- Poly armcaps
- F** Select armcap top color. Refer to color addendum at ki.com or KI Fabrics & Finishes binder. Armcaps can be wood or poly.
- G** Select arm bottom poly color. Refer to color addendum at ki.com or KI Fabrics & Finishes binder. Arm bottom is always poly.
- H** Select ganging option.

HNG	- No gangers
HWG	- Ganging; add \$54

 Two ganging assemblies shipped per unit.
- I** Select tablet arm color. Refer to color addendum at ki.com or KI Fabrics & Finishes binder.
- J** Select privacy screen attachments.

NPSA	- No privacy screen attachments
WPSA	- Privacy screen attachments (privacy screen ordered separately)
- K** Select glide option.

NGL	- No glides
GNY	- Nylon glides (cream color); add \$5



Approx. Packaged Weight	Grade C.O.M.	Grade C	Grade D	Grade E & C.O.L.	Grade F	Grade G	Grade H	Grade I	Grade J	Grade K	Grade L Leather	Grade M Leather	Moisture Barrier add to list price
85.0#	\$ 2184	\$ 2254	\$ 2270	\$ 2293	\$ 2307	\$ 2336	\$ 2364	\$ 2400	\$ 2473	\$ 2543	\$ 2615	\$ 2759	\$ 130
85.0#	2237	2307	2325	2346	2362	2390	2418	2453	2527	2598	2669	2814	130
85.0#	\$ 2184	\$ 2254	\$ 2270	\$ 2293	\$ 2307	\$ 2336	\$ 2364	\$ 2400	\$ 2473	\$ 2543	\$ 2615	\$ 2759	\$ 130
85.0#	2237	2307	2325	2346	2362	2390	2418	2453	2527	2598	2669	2814	130

KENSINGTON MAPLE UPCHARGE

Kensington Maple requires extended leadtimes.

Model	
H23A	\$72
H33A	\$72
H43A	\$72
H23LT	\$72
H23RT	\$72
H33LT	\$72
H33RT	\$72
H43LT	\$72
H43RT	\$72

MOISTURE BARRIER UPCHARGE

To order with moisture barrier add /MB to the model number and add upcharge.

NOTE

Privacy Screens

Units with privacy screens are unable to be ganged in a back-to-back configuration.

Tablet Arms

Left-facing and right-facing tablet arms cannot be ganged tablet side to tablet side because the tablet arms will interfere with each other.

SPECIAL SERVICES

Special Carton Marking

With specially marked information N/C

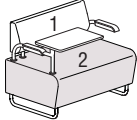
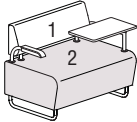
Shipping

Shipped **assembled freight prepaid f.o.b. High Point, North Carolina 27263** factory. Freight class #175.

Specifications and prices are subject to change without prior notice.

Hub®

Lobby and Lounge Seating

			MODEL NUMBER										
Features	COM	Basic Model	Non-Contrast or Fabric Contrast 1	Fabric Contrast 2	Base Finish	Arm Cap	Arm-cap Color (Top)	Arm Color (Bottom)	Lam. Color	Gang. Option	Privacy Screen Attachment	Glide Option	
	Non-contrast	3 yd	H33LT/NC	<input type="checkbox"/> <input type="checkbox"/> <input type="checkbox"/>		<input type="checkbox"/> <input type="checkbox"/>	<input type="checkbox"/> <input type="checkbox"/>	<input type="checkbox"/> <input type="checkbox"/>	<input type="checkbox"/> <input type="checkbox"/>	<input type="checkbox"/> <input type="checkbox"/>	<input type="checkbox"/> <input type="checkbox"/>	<input type="checkbox"/> <input type="checkbox"/>	
	Contrast		H33LT/FC	<input type="checkbox"/> <input type="checkbox"/> <input type="checkbox"/>	<input type="checkbox"/> <input type="checkbox"/> <input type="checkbox"/>	<input type="checkbox"/> <input type="checkbox"/>	<input type="checkbox"/> <input type="checkbox"/>	<input type="checkbox"/> <input type="checkbox"/>	<input type="checkbox"/> <input type="checkbox"/>	<input type="checkbox"/> <input type="checkbox"/>	<input type="checkbox"/> <input type="checkbox"/>	<input type="checkbox"/> <input type="checkbox"/>	<input type="checkbox"/> <input type="checkbox"/>
<p>HUB</p> <p>26 x 39 Lounge with Tablet Arm - Left Facing</p> <ul style="list-style-type: none"> 1 = Back (Fabric Contrast 1) C.O.M. = 1 yd 2 = Seat, sides (Fabric Contrast 2) C.O.M. = 2 yd Optional privacy screen model SK37 fits this model 													
	Non-contrast	3 yd	H33RT/NC	<input type="checkbox"/> <input type="checkbox"/> <input type="checkbox"/>		<input type="checkbox"/> <input type="checkbox"/>	<input type="checkbox"/> <input type="checkbox"/>	<input type="checkbox"/> <input type="checkbox"/>	<input type="checkbox"/> <input type="checkbox"/>	<input type="checkbox"/> <input type="checkbox"/>	<input type="checkbox"/> <input type="checkbox"/>	<input type="checkbox"/> <input type="checkbox"/>	
	Contrast		H33RT/FC	<input type="checkbox"/> <input type="checkbox"/> <input type="checkbox"/>	<input type="checkbox"/> <input type="checkbox"/> <input type="checkbox"/>	<input type="checkbox"/> <input type="checkbox"/>	<input type="checkbox"/> <input type="checkbox"/>	<input type="checkbox"/> <input type="checkbox"/>	<input type="checkbox"/> <input type="checkbox"/>	<input type="checkbox"/> <input type="checkbox"/>	<input type="checkbox"/> <input type="checkbox"/>	<input type="checkbox"/> <input type="checkbox"/>	<input type="checkbox"/> <input type="checkbox"/>
<p>HUB</p> <p>26 x 39 Lounge with Tablet Arm - Right Facing</p> <ul style="list-style-type: none"> 1 = Back (Fabric Contrast 1) C.O.M. = 1 yd 2 = Seat, sides (Fabric Contrast 2) C.O.M. = 2 yd Optional privacy screen model SK37 fits this model 													
			A	B	C	D	E	F	G	H	I	J	K

HOW TO ORDER

Indicate the following information on order form:

- Quantity of each item.
- Model number, including options. See "How To Build a Model Number".
- Any special service required.

Note: • The indicates that a choice is required.

- The absence of the indicates that no choice is required.
- Alpha-numeric characters in place of indicate that no other alternatives are available.

HOW TO BUILD A MODEL NUMBER

- A** Select basic model.
- B** Select non-contrast or fabric contrast 1. Refer to color addendum at ki.com or KI Fabrics & Finishes binder.
- C** Select fabric contrast 2. Refer to color addendum at ki.com or KI Fabrics & Finishes binder.
- D** Select base, upright, and arm tube finish color. Refer to color addendum at ki.com or KI Fabrics & Finishes binder.
- E** Select armcaps.

WAC	- Wood armcaps (pair)
PAC	- Poly armcaps
- F** Select armcap top color. Refer to color addendum at ki.com or KI Fabrics & Finishes binder. Armcaps can be wood or poly.
- G** Select arm bottom poly color. Refer to color addendum at ki.com or KI Fabrics & Finishes binder. Arm bottom is always poly.
- H** Select tablet arm color. Refer to color addendum at ki.com or KI Fabrics & Finishes binder.
- I** Select ganging option.

HNG	- No gangers
HWG	- Ganging; add \$54

 Two ganging assemblies shipped per unit.
- J** Select privacy screen attachments.

NPSA	- No privacy screen attachments
WPSA	- Privacy screen attachments (privacy screen ordered separately)
- K** Select glide option.

NGL	- No glides
GNV	- Nylon glides (cream color); add \$5



Approx. Packaged Weight	Grade C.O.M.	Grade C	Grade D	Grade E & C.O.L.	Grade F	Grade G	Grade H	Grade I	Grade J	Grade K	Grade L Leather	Grade M Leather	Moisture Barrier add to list price
110.0#	\$ 2594	\$ 2702	\$ 2731	\$ 2763	\$ 2788	\$ 2831	\$ 2877	\$ 2933	\$ 3047	\$ 3159	\$ 3274	\$ 3499	\$ 140
110.0#	2682	2790	2819	2852	2875	2920	2965	3021	3135	3248	3361	3585	140

110.0#	\$ 2594	\$ 2702	\$ 2731	\$ 2763	\$ 2788	\$ 2831	\$ 2877	\$ 2933	\$ 3047	\$ 3159	\$ 3274	\$ 3499	\$ 140
110.0#	2682	2790	2819	2852	2875	2920	2965	3021	3135	3248	3361	3585	140

KENSINGTON MAPLE UPCHARGE

Kensington Maple requires extended leadtimes.

Model	
H23A	\$72
H33A	\$72
H43A	\$72
H23LT	\$72
H23RT	\$72
H33LT	\$72
H33RT	\$72
H43LT	\$72
H43RT	\$72

MOISTURE BARRIER UPCHARGE

To order with moisture barrier add /MB to the model number and add upcharge.

NOTE

Privacy Screens

Units with privacy screens are unable to be ganged in a back-to-back configuration.

Tablet Arms

Left-facing and right-facing tablet arms cannot be ganged tablet side to tablet side because the tablet arms will interfere with each other.

SPECIAL SERVICES

Special Carton Marking

With specially marked information N/C

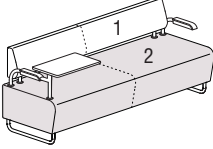
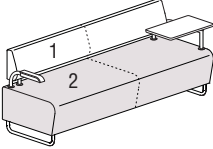
Shipping

Shipped **assembled freight prepaid f.o.b. High Point, North Carolina 27263** factory. Freight class #175.

Specifications and prices are subject to change without prior notice.

Hub®

Lobby and Lounge Seating

	Features	COM	MODEL NUMBER										
			Basic Model	Non-Contrast or Fabric Contrast 1	Fabric Contrast 2	Base Finish	Arm Cap	Arm-cap Color (Top)	Arm Color (Bottom)	Lam. Color	Gang. Option	Privacy Screen Attachment	Glide Option
	Non-contrast	5.25 yd	H43LT/NC	<input type="checkbox"/> <input type="checkbox"/> <input type="checkbox"/>		<input type="checkbox"/> <input type="checkbox"/>	<input type="checkbox"/> <input type="checkbox"/>	<input type="checkbox"/> <input type="checkbox"/>	<input type="checkbox"/> <input type="checkbox"/>	<input type="checkbox"/> <input type="checkbox"/>	<input type="checkbox"/> <input type="checkbox"/>	<input type="checkbox"/> <input type="checkbox"/>	<input type="checkbox"/> <input type="checkbox"/>
	Contrast		H43LT/FC	<input type="checkbox"/> <input type="checkbox"/> <input type="checkbox"/>	<input type="checkbox"/> <input type="checkbox"/> <input type="checkbox"/>	<input type="checkbox"/> <input type="checkbox"/>	<input type="checkbox"/> <input type="checkbox"/>	<input type="checkbox"/> <input type="checkbox"/>	<input type="checkbox"/> <input type="checkbox"/>	<input type="checkbox"/> <input type="checkbox"/>	<input type="checkbox"/> <input type="checkbox"/>	<input type="checkbox"/> <input type="checkbox"/>	<input type="checkbox"/> <input type="checkbox"/>
HUB 26 x 78 Lounge with Tablet Arm - Left Facing <ul style="list-style-type: none"> • 1 = Back (Fabric Contrast 1) C.O.M. = 2 yd • 2 = Seat, sides (Fabric Contrast 2) C.O.M. = 3.5 yd • Optional privacy screen model SK78 fits this model 													
	Non-contrast	5.25 yd	H43RT/NC	<input type="checkbox"/> <input type="checkbox"/> <input type="checkbox"/>		<input type="checkbox"/> <input type="checkbox"/>	<input type="checkbox"/> <input type="checkbox"/>	<input type="checkbox"/> <input type="checkbox"/>	<input type="checkbox"/> <input type="checkbox"/>	<input type="checkbox"/> <input type="checkbox"/>	<input type="checkbox"/> <input type="checkbox"/>	<input type="checkbox"/> <input type="checkbox"/>	<input type="checkbox"/> <input type="checkbox"/>
	Contrast		H43RT/FC	<input type="checkbox"/> <input type="checkbox"/> <input type="checkbox"/>	<input type="checkbox"/> <input type="checkbox"/> <input type="checkbox"/>	<input type="checkbox"/> <input type="checkbox"/>	<input type="checkbox"/> <input type="checkbox"/>	<input type="checkbox"/> <input type="checkbox"/>	<input type="checkbox"/> <input type="checkbox"/>	<input type="checkbox"/> <input type="checkbox"/>	<input type="checkbox"/> <input type="checkbox"/>	<input type="checkbox"/> <input type="checkbox"/>	<input type="checkbox"/> <input type="checkbox"/>
HUB 26 x 78 Lounge with Tablet Arm - Right Facing <ul style="list-style-type: none"> • 1 = Back (Fabric Contrast 1) C.O.M. = 2 yd • 2 = Seat, sides (Fabric Contrast 2) C.O.M. = 3.5 yd • Optional privacy screen model SK78 fits this model 													
			A	B	C	D	E	F	G	H	I	J	K

HOW TO ORDER

Indicate the following information on order form:

1. Quantity of each item.
2. Model number, including options. See "How To Build a Model Number".
3. Any special service required.

Note: • The indicates that a choice is required.

- The absence of the indicates that no choice is required.
- Alpha-numeric characters in place of indicate that no other alternatives are available.

HOW TO BUILD A MODEL NUMBER

- A** Select basic model.
- B** Select non-contrast or fabric contrast 1. Refer to color addendum at ki.com or KI Fabrics & Finishes binder.
- C** Select fabric contrast 2. Refer to color addendum at ki.com or KI Fabrics & Finishes binder.
- D** Select base, upright, and arm tube finish color. Refer to color addendum at ki.com or KI Fabrics & Finishes binder.
- E** Select armcaps.
WAC - Wood armcaps (pair)
PAC - Poly armcaps
- F** Select armcap top color. Refer to color addendum at ki.com or KI Fabrics & Finishes binder. Armcaps can be wood or poly.
- G** Select arm bottom poly color. Refer to color addendum at ki.com or KI Fabrics & Finishes binder. Arm bottom is always poly.
- H** Select tablet arm color. Refer to color addendum at ki.com or KI Fabrics & Finishes binder.
- I** Select ganging option.
HNG - No gangers
HWG - Ganging; add \$54
 Two ganging assemblies shipped per unit.
- J** Select privacy screen attachments.
NPSA - No privacy screen attachments
WPSA - Privacy screen attachments (privacy screen ordered separately)
- K** Select glide option.
NGL - No glides
GNV - Nylon glides (cream color); add \$5



Approx. Packaged Weight	Grade C.O.M.	Grade C	Grade D	Grade E & C.O.L.	Grade F	Grade G	Grade H	Grade I	Grade J	Grade K	Grade L Leather	Grade M Leather	Moisture Barrier add to list price
170.0#	\$ 3492	\$ 3667	\$ 3713	\$ 3769	\$ 3805	\$ 3879	\$ 3953	\$ 4045	\$ 4230	\$ 4416	\$ 4600	\$ 4970	\$ 157
170.0#	3626	3800	3847	3902	3939	4012	4088	4179	4364	4550	4735	5103	157
170.0#	\$ 3492	\$ 3667	\$ 3713	\$ 3769	\$ 3805	\$ 3879	\$ 3953	\$ 4045	\$ 4230	\$ 4416	\$ 4600	\$ 4970	\$ 157
170.0#	3626	3800	3847	3902	3939	4012	4088	4179	4364	4550	4735	5103	157

KENSINGTON MAPLE UPCHARGE

Kensington Maple requires extended leadtimes.

Model	
H23A	\$72
H33A	\$72
H43A	\$72
H23LT	\$72
H23RT	\$72
H33LT	\$72
H33RT	\$72
H43LT	\$72
H43RT	\$72

MOISTURE BARRIER UPCHARGE

To order with moisture barrier add /MB to the model number and add upcharge.

NOTE

Privacy Screens

Units with privacy screens are unable to be ganged in a back-to-back configuration.

Tablet Arms

Left-facing and right-facing tablet arms cannot be ganged tablet side to tablet side because the tablet arms will interfere with each other.

SPECIAL SERVICES

Special Carton Marking

With specially marked information N/C

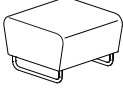



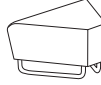
Shipping

Shipped **assembled freight prepaid f.o.b. High Point, North Carolina 27263** factory. Freight class #175.

Specifications and prices are subject to change without prior notice.

Hub®

Lobby and Lounge Seating

				MODEL NUMBER						
MODEL	Features	COM	Basic Model	Non-Contrast or Fabric Contrast 1	Base Finish	Ganging Option	Handle	Glide Option	Moisture Barrier	
 <p>26 x 26 Upholstered Ottoman • The handle (WH), when selected, is powder coated to match the sled base color. If Chrome is the sled base color, then handle will be Starlight Silver Metallic.</p>	Non-contrast	2 yd	H20	<input type="checkbox"/> <input type="checkbox"/> <input type="checkbox"/> <input type="checkbox"/>	<input type="checkbox"/> <input type="checkbox"/>	<input type="checkbox"/> <input type="checkbox"/> <input type="checkbox"/>	<input type="checkbox"/> <input type="checkbox"/>	<input type="checkbox"/> <input type="checkbox"/>	<input type="checkbox"/> <input type="checkbox"/> <input type="checkbox"/>	
HUB										
 <p>45 Degree Wedge - Inside • Inside-facing while seated • The handle (WH), when selected, is powder coated to match the sled base color. If Chrome is the sled base color, then handle will be Starlight Silver Metallic.</p>	Non-contrast	1.75 yd	H45WI	<input type="checkbox"/> <input type="checkbox"/> <input type="checkbox"/> <input type="checkbox"/>	<input type="checkbox"/> <input type="checkbox"/>	<input type="checkbox"/> <input type="checkbox"/> <input type="checkbox"/>	<input type="checkbox"/> <input type="checkbox"/>	<input type="checkbox"/> <input type="checkbox"/>	<input type="checkbox"/> <input type="checkbox"/> <input type="checkbox"/>	
HUB										
 <p>60 Degree Wedge - Inside • Inside-facing while seated • The handle (WH), when selected, is powder coated to match the sled base color. If Chrome is the sled base color, then handle will be Starlight Silver Metallic.</p>	Non-contrast	1.75 yd	H60WI	<input type="checkbox"/> <input type="checkbox"/> <input type="checkbox"/> <input type="checkbox"/>	<input type="checkbox"/> <input type="checkbox"/>	<input type="checkbox"/> <input type="checkbox"/> <input type="checkbox"/>	<input type="checkbox"/> <input type="checkbox"/>	<input type="checkbox"/> <input type="checkbox"/>	<input type="checkbox"/> <input type="checkbox"/> <input type="checkbox"/>	
HUB										
 <p>45 Degree Wedge - Outside • Outside-facing while seated • The handle (WH), when selected, is powder coated to match the sled base color. If Chrome is the sled base color, then handle will be Starlight Silver Metallic.</p>	Non-contrast	1.75 yd	H45WO	<input type="checkbox"/> <input type="checkbox"/> <input type="checkbox"/> <input type="checkbox"/>	<input type="checkbox"/> <input type="checkbox"/>	<input type="checkbox"/> <input type="checkbox"/> <input type="checkbox"/>	<input type="checkbox"/> <input type="checkbox"/>	<input type="checkbox"/> <input type="checkbox"/>	<input type="checkbox"/> <input type="checkbox"/> <input type="checkbox"/>	
HUB										
 <p>60 Degree Wedge - Outside • Outside-facing while seated • The handle (WH), when selected, is powder coated to match the sled base color. If Chrome is the sled base color, then handle will be Starlight Silver Metallic.</p>	Non-contrast	1.75 yd	H60WO	<input type="checkbox"/> <input type="checkbox"/> <input type="checkbox"/> <input type="checkbox"/>	<input type="checkbox"/> <input type="checkbox"/>	<input type="checkbox"/> <input type="checkbox"/> <input type="checkbox"/>	<input type="checkbox"/> <input type="checkbox"/>	<input type="checkbox"/> <input type="checkbox"/>	<input type="checkbox"/> <input type="checkbox"/> <input type="checkbox"/>	
HUB										

A **B** **C** **D** **E** **F** **G**

HOW TO ORDER

Indicate the following information on order form:

- Quantity of each item.
- Model number, including options. See "How To Build a Model Number".
- Any special service required.

Note: • The indicates that a choice is required.

- The absence of the indicates that no choice is required.
- Alpha-numeric characters in place of indicate that no other alternatives are available.

HOW TO BUILD A MODEL NUMBER

A Select basic model.

B Select non-contrast or fabric contrast 1.
 Refer to color addendum at ki.com or KI Fabrics & Finishes binder.

C Select base finish color.
 Refer to color addendum at ki.com or KI Fabrics & Finishes binder.

D Select ganging option.
HNG - No gangers
HWG - Ganging; add \$54
 Two ganging assemblies shipped per unit.

E Select handle.
WH - Handle; add \$100
NH - No handle

F Select glide option.
NGL - No glides
GNV - Nylon glides (cream color); add \$5

G Select moisture barrier.

MB - Moisture barrier
NMB - No moisture barrier
 See pricing column for moisture barrier upcharge.



Approx. Packaged Weight	Grade C.O.M.	Grade C	Grade D	Grade E & C.O.L.	Grade F	Grade G	Grade H	Grade I	Grade J	Grade K	Grade L Leather	Grade M Leather	Moisture Barrier add to list price
50.0#	\$ 1075	\$ 1135	\$ 1151	\$ 1169	\$ 1181	\$ 1205	\$ 1231	\$ 1261	\$ 1321	\$ 1384	\$ 1447	\$ 1569	\$ 127
55.0#	\$ 1098	\$ 1156	\$ 1171	\$ 1191	\$ 1202	\$ 1228	\$ 1251	\$ 1282	\$ 1344	\$ 1406	\$ 1467	\$ 1590	\$ 127
55.0#	\$ 1098	\$ 1156	\$ 1171	\$ 1191	\$ 1202	\$ 1228	\$ 1251	\$ 1282	\$ 1344	\$ 1406	\$ 1467	\$ 1590	\$ 127
60.0#	\$ 1098	\$ 1156	\$ 1171	\$ 1191	\$ 1202	\$ 1228	\$ 1251	\$ 1282	\$ 1344	\$ 1406	\$ 1467	\$ 1590	\$ 127
60.0#	\$ 1098	\$ 1156	\$ 1171	\$ 1191	\$ 1202	\$ 1228	\$ 1251	\$ 1282	\$ 1344	\$ 1406	\$ 1467	\$ 1590	\$ 127

SPECIAL SERVICES

Special Carton Marking

With specially marked information N/C


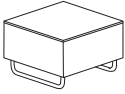
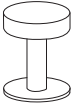
Shipping

Shipped **assembled freight prepaid f.o.b. High Point, North Carolina 27263** factory. Freight class #175.

Specifications and prices are subject to change without prior notice.

Hub®

Tables

MODEL	MODEL NUMBER							Approx. Packaged Weight
	Basic Model	Primary Laminate Color (1)	Secondary Laminate Color (2)	Base Finish	Power Option	Ganging Option	Glide Option	
 HUBT 13 x 26 Laminate Table	H13T	□□□	□□□	□□	□□□□	□□□	□□	55.0#
 HUBT 26 x 26 Laminate Table	H24T	□□□	□□□	□□	□□□□	□□□	□□	80.0#
 HUBT 20 x 20 Docking Table	H25DT	□□□		□□	□□□□			85.0#
	A	B	C	D	E	F	G	

HOW TO ORDER

Indicate the following information on order form:

- Quantity of each item.
- Model number, including options. See "How To Build a Model Number".
- Any special service required.

Note: • The □ indicates that a choice is required.

- The absence of the □ indicates that no choice is required.
- Alpha-numeric characters in place of □ indicate that no other alternatives are available.

HOW TO BUILD A MODEL NUMBER

- A** Select basic model.
- B** Select primary laminate color. Primary laminate selection is for top. Refer to color addendum at ki.com or KI Fabrics & Finishes binder.
- C** Select secondary laminate color. Secondary laminate selection is for side panels. Refer to color addendum at ki.com or KI Fabrics & Finishes binder.
- D** Select base finish color. Refer to color addendum at ki.com or KI Fabrics & Finishes binder.
- E** Select power option.
- | | |
|-------------|----------------------------------|
| NP | - No power |
| WPBL | - Black power module; add \$267 |
| WPSL | - Silver power module; add \$267 |

WPWH - White power module; add \$267

QP - Qi wireless power (black); add \$319

SP - Sensio power module (black-3 receptacle, 2 USB ports); add \$425

Sensio power available on model H25DT only.

F Select ganging option.

HNG - No gangers

HWG - Ganging; add \$54

Two ganging assemblies shipped per unit.

G Select glide option.

NGL - No glides

GNL - Nylon glides (cream color); add \$5



Delivered
Pricing
\$ 1080

\$ 1102

\$ 1127

SPECIAL SERVICES

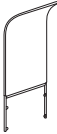
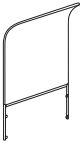

Special Carton Marking

With specially marked information N/C

Shipping

Shipped **assembled freight prepaid f.o.b. High Point, North Carolina 27263** factory. Freight class #175.

Specifications and prices are subject to change without prior notice.

MODEL	MODEL NUMBER		Approx. Packaged Weight
	Basic Model	Privacy Screen Color	
 <p>Privacy Screen for 26" Wide Units</p> <ul style="list-style-type: none"> Privacy screens are 57" high when attached to a Hub® seat Fits chair models (H23, H20B, H23B, H23A, H23LT, H23RT) 	SK24	<input type="checkbox"/> <input type="checkbox"/> <input type="checkbox"/>	40.0#
HUBA			
 <p>Privacy Screen for 39" Wide Units</p> <ul style="list-style-type: none"> Privacy screens are 57" high when attached to Hub® seating Fits loveseat models (H33, H33A, H33RB, H33LB, H33LT, H33RT) 	SK37	<input type="checkbox"/> <input type="checkbox"/> <input type="checkbox"/>	55.0#
HUBA			
 <p>Privacy Screen for 78" Wide Units</p> <ul style="list-style-type: none"> Privacy screens are 57" high when attached to Hub® seating Fits sofa models (H43, H43A, H43LT, H43RT) 	SK78	<input type="checkbox"/> <input type="checkbox"/> <input type="checkbox"/>	90.0#
HUBA			
<p>Sensio Power Pylon (3 Receptacle, 2 USB Ports)</p> <ul style="list-style-type: none"> Available on Hub® docking table (model H25DT) only 	PWRPYL.BL		0.0#
HUBA			
<p>Ganger Assembly</p>	HUBGNR.BL		0.0#
HUBA			

A

B

HOW TO ORDER

Indicate the following information on order form:

- Quantity of each item.
- Model number, including options. See "How To Build a Model Number".
- Any special service required.

Note: • The indicates that a choice is required.

- The absence of the indicates that no choice is required.
- Alpha-numeric characters in place of indicate that no other alternatives are available.

HOW TO BUILD A MODEL NUMBER

- A** Select basic model.
- B** Select privacy screen fabric. Refer to color addendum at ki.com or KI Fabrics & Finishes binder.



Delivered Pricing
\$ 987

\$ 1065

\$ 2129

\$ 425

\$ 54

SPECIAL SERVICES

Special Carton Marking

With specially marked information N/C

Shipping

Shipped **assembled freight prepaid f.o.b. High Point, North Carolina 27263** factory. Freight class #175.

Specifications and prices are subject to change without prior notice.

Jessa™

General Information



Lounge Chair



Loveseat



Sofa



Lounge Chair w/Tablet Arm

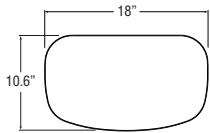
General Dimensions

Seat width	21-3/4"	43-3/4"	65-1/2"	21-3/4"
Seat depth	20"	20"	20"	20"
Seat height	18-1/2"	18-1/2"	18-1/2"	18-1/2"
Arm width	4-1/2"	4-1/2"	4-1/2"	4-1/2"
Arm height	24-1/2"	24-1/2"	24-1/2"	24-1/2"

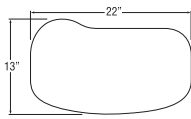
Overall Dimensions

Width	31-1/2"	53-1/2"	75-1/2"	31-1/2"
Depth	30"	30"	30"	30"
Height	32-1/2"	32-1/2"	32-1/2"	32-1/2"
Tablet width				22"
Tablet depth				13"

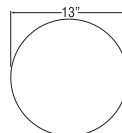
Tablet Arm Options



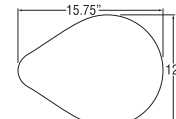
Bowfront Tablet



Standard Jessa™ Tablet



Standard Teacup Tablet



Teardrop Tablet

UPHOLSTERY INFORMATION

C.O.M. Fabric

For C.O.M. fabric sent to KI-High Point on multiple rolls, add an additional yard of fabric per roll to the yardage requirements. Multiple rolls have shorter pieces of fabric on them and do not allow nesting and stacking of the fabric to achieve the best yield as is done with one large roll. This results in yardage shortages and requests for additional fabric from the client, which can hold up the order. For each roll that is sent, one yard needs to be added and needs to be added to one of the rolls, not separately.

Fabric Disclaimer

Fabric will be applied as swatched by the fabric manufacturer. Fabric that is required to be applied differently than is swatched will need a Special Cost Request written specifying the direction the fabric is to be applied. The posted standard lead time will apply to the Special Cost Request.

Tablet Arm

Tablet is left facing (right-handed) - standard. Tablet is figured laminated wood veneer bowfront - standard. Available in all standard KI wood finishes - specify. For tablet options/specifications, refer to table specifications. Tablet is removable - standard. Chair will be produced with left-facing/right-handed tablet unless reverse is specified.

Tablet Arm Options

All tablets can be done on any tablet chair except RELAX.

FINISH INFORMATION

SPECIAL FINISH MATCHES

KI can match special finish requests at an upcharge of \$68 List per item, up to 12 or a maximum charge of \$818 List per order per color. Special finish requests must be sent to your KI customer service representative.

Upon receipt from KI, the finishing department will prepare a "strike-off" which will be sent to the customer for approval.

The approval form accompanying the strike-off should be faxed to your KI customer service representative. Upon receipt of the signed approval form, KI will proceed with the order. Disapproved samples may be sent back to KI directly with an explanation of disapproval. A Special Finish Number (SFN) will be assigned to this finish sample for future reference or reorders.



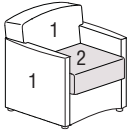
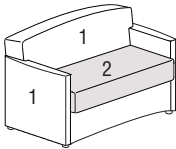
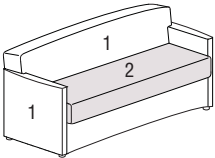
INFORMATION

Warranty

Refer to KI Terms & Conditions document
or visit ki.com

Jessa™

Lobby and Lounge Seating

			MODEL NUMBER								Approx. Packaged Weight
Features	COM	Basic Model	Non-Contrast or Fabric Contrast 1	Fabric Contrast 2	Arm Cap	Wood Finish	Casters	Fire Code	Moisture Barrier		
 <p>JESS Lounge Chair</p> <ul style="list-style-type: none"> • 1 = Body (Fabric Contrast 1) C.O.M. = 4 yd • 2 = Seat (Fabric Contrast 2) C.O.M. = 1.5 yd 	Non-contrast	4.5 yd	5623/NC	□□□□		□□□	□□□	□□□□□	□□□	□□□	65.0#
	Contrast		5623/FC	□□□□	□□□□	□□□	□□□	□□□□□	□□□	□□□	65.0#
 <p>JESS Loveseat</p> <ul style="list-style-type: none"> • 1 = Body (Fabric Contrast 1) C.O.M. = 6.5 yd • 2 = Seat (Fabric Contrast 2) C.O.M. = 2 yd 	Non-contrast	8 yd	5633/NC	□□□□		□□□	□□□		□□□	□□□	90.0#
	Contrast		5633/FC	□□□□	□□□□	□□□	□□□		□□□	□□□	90.0#
 <p>JESS Sofa</p> <ul style="list-style-type: none"> • 1 = Body (Fabric Contrast 1) C.O.M. = 7.5 yd • 2 = Seat (Fabric Contrast 2) C.O.M. = 3 yd 	Non-contrast	10 yd	5643/NC	□□□□		□□□	□□□		□□□	□□□	110.0#
	Contrast		5643/FC	□□□□	□□□□	□□□	□□□		□□□	□□□	110.0#
			A	B	C	D	E	F	G	H	

HOW TO ORDER

Indicate the following information on order form:

- Quantity of each item.
- Model number, including options. See "How To Build a Model Number".
- Any special service required.

Note: • The □ indicates that a choice is required.

- The absence of the □ indicates that no choice is required.
- Alpha-numeric characters in place of □ indicate that no other alternatives are available.

HOW TO BUILD A MODEL NUMBER

- A** Select basic model.
- B** Select non-contrast or fabric contrast 1. Refer to color addendum at ki.com or KI Fabrics & Finishes binder.
- C** Select fabric contrast 2. Refer to color addendum at ki.com or KI Fabrics & Finishes binder.
- D** Select wood armcaps.
 - NWA** - No wood armcaps
 - WA** - Wood armcaps (per pair); add \$205
- E** Select wood finish color. Refer to color addendum at ki.com or KI Fabrics & Finishes binder. For Kensington Maple add upcharge.
- F** Select casters.
 - NCST** - No casters (standard)
 - FCST** - Front casters; add \$102

RCST - Rear casters; add \$102

FRCST - Front and rear casters; add \$205
Available on chairs only.

G Select fire code.

NFR - Compliance to TB 117-2013

FR - Compliance to TB 133

See pricing column for TB133 upcharge.

H Select moisture barrier.

NMB - No moisture barrier

MB - Moisture barrier

See pricing column for moisture barrier upcharge.



Grade C.O.M.	Grade C	Grade D	Grade E & C.O.L.	Grade F	Grade G	Grade H	Grade I	Grade J	Grade K	Grade L Leather	Grade M Leather	TB133 add to list price	Moisture Barrier add to list price
\$ 1354	\$ 1522	\$ 1600	\$ 1693	\$ 1755	\$ 1877	\$ 1999	\$ 2157	\$ 2456	\$ 2769	\$ 3070	\$ 3686	\$ 387	\$ 137
1412	1581	1656	1751	1811	1934	2056	2212	2514	2827	3128	3744	387	137
\$ 1878	\$ 2125	\$ 2262	\$ 2422	\$ 2526	\$ 2743	\$ 2946	\$ 3222	\$ 3747	\$ 4280	\$ 4820	\$ 5874	\$ 537	\$ 272
1961	2211	2346	2507	2611	2826	3033	3307	3832	4365	4907	5958	537	272
\$ 2275	\$ 2585	\$ 2740	\$ 2932	\$ 3063	\$ 3317	\$ 3574	\$ 3895	\$ 4543	\$ 5185	\$ 5828	\$ 7105	\$ 671	\$ 409
2383	2692	2845	3040	3170	3425	3680	4003	4651	5291	5936	7213	671	409

KENSINGTON MAPLE UPCHARGE

Kensington Maple requires extended leadtimes.

Model	
5623/NC	\$49
5633/NC	\$49
5643/NC	\$49
5613T/NC	\$49
5623/FC	\$49
5633/FC	\$49
5643/FC	\$49
5613T/FC	\$49

INFORMATION

C.O.M. Requirements

C.O.M. yardage requirements listed above are based on plain goods 54" wide. If less than 54" wide or fabrics requiring matching (stripes, plaids, prints, large patterns), additional yardage will be needed. Consult C.O.M. matrix on the Ordering C.O.M. and C.O.L. page for additional yardage needed. For C.O.M. fabric sent to KI-High Point on multiple rolls, add an additional yard of fabric per roll to the yardage requirements.

C.O.L. Requirements

Figure 18 sq. ft. of leather (C.O.L.) for each yard shown (i.e., 4.75 x 18 = 85.5 sq. ft.).

Contrasting Upholstery

When contrasting fabric is chosen, price at highest in-grade.

Minimum Fabric/Leather Quantity

Minimum order for fabric is 1 yard. Minimum order for leather is 1 hide (approx-

mately 50 sq. ft).

California TB133 Fire Safety Code

The above seating products can be manufactured using the appropriate flame-retardant materials and fabric selections for compliance to California Technical Bulletin 133. Please contact KI customer service for fabric compliance. Not available with moisture barrier.

Construction

Frame constructed of kiln-dried hardwood and laminated wood veneer. Cushioning of multiple densities of polyurethane foam and Dacron fiber. Attached back, loose seat reversible in fabric.

Semi-Attached Cushions

Seat cushions may be semi-attached as an option, using snap and "D" ring. Seat cushions may be permanently attached as a custom option at \$28 list upcharge per cushion. Contact KI customer service for permanently attached cushion custom option.

SPECIAL SERVICES

Special Carton Marking

With specially marked information N/C



Shipping

Shipped **assembled freight prepaid f.o.b. High Point, North Carolina 27263** factory. Freight class #175.

Specifications and prices are subject to change without prior notice.

Jessa™

Lobby and Lounge Seating

		MODEL NUMBER									
		Basic Model	Non-Contrast or Fabric Contrast 1	Arm Cap	Wood Finish	Casters	Tablet Arm Type	Tablet Hole Cover	Lam. Color	Edge Color	
Features											
 <p>Jessa tablet</p>	Jessa Tablet, Black	5613T/NC/LFT/JBL	□□□□	□□	□□	□□	□□	□□			
	Jessa Tablet, Black Edge	5613T/NC/LFT/JSL	□□□□	□□	□□	□□	□□	□□	□□		
	Bowfront Tablet	5613T/NC/LFT/BFL	□□□□	□□	□□	□□	□□	□□	□□	□□	
	Teardrop Tablet	5613T/NC/LFT/TDL	□□□□	□□	□□	□□	□□	□□	□□	□□	
	Teardrop Tab, Black Edge	5613T/NC/LFT/TDLE	□□□□	□□	□□	□□	□□	□□	□□		
<p>JESS</p> <p>Lounge Chair with Laminate Tablet Arm - Non-Contrast 4.5 yd - LEFT FACING (Standard)</p> <ul style="list-style-type: none"> Jessa™ tablet (JBL): black top and T-molding edge (standard) Jessa™ tablet (JSL): select laminate/black T-mold edge Bowfront tablet (BFL): select laminate/edge color Teardrop tablet (TDL): select laminate/edge color Teardrop tablet (TDLE): select lam/black T-mold edge 											
 <p>Jessa tablet</p>	Jessa Tablet, Black	5613T/NC/RFT/JBL	□□□□	□□	□□	□□	□□	□□			
	Jessa Tablet, Black Edge	5613T/NC/RFT/JSL	□□□□	□□	□□	□□	□□	□□	□□		
	Bowfront Tablet	5613T/NC/RFT/BFL	□□□□	□□	□□	□□	□□	□□	□□	□□	
	Teardrop Tablet	5613T/NC/RFT/TDL	□□□□	□□	□□	□□	□□	□□	□□	□□	
	Teardrop Tab, Black Edge	5613T/NC/RFT/TDLE	□□□□	□□	□□	□□	□□	□□	□□		
<p>JESS</p> <p>Lounge Chair with Laminate Tablet Arm - Non-Contrast 4.5 yd - RIGHT FACING</p> <ul style="list-style-type: none"> Same tablet options as above 											

A B C D E F G H I

HOW TO ORDER

Indicate the following information on order form:

- Quantity of each item.
- Model number, including options. See "How To Build a Model Number".
- Any special service required.

Note: • The □ indicates that a choice is required.

- The absence of the □ indicates that no choice is required.
- Alpha-numeric characters in place of □ indicate that no other alternatives are available.

HOW TO BUILD A MODEL NUMBER

- A** Select basic model.
- B** Select non-contrast or fabric contrast 1. Refer to color addendum at ki.com or KI Fabrics & Finishes binder.
- C** Select wood armcaps.
 - NWA** - No wood armcaps
 - WA** - Wood armcaps (per pair); add \$205
- D** Select wood finish color. Refer to color addendum at ki.com or KI Fabrics & Finishes binder. For Kensington Maple add upcharge.
- E** Select casters.
 - NCST** - No casters (standard)
 - FCST** - Front casters; add \$102
 - RCST** - Rear casters; add \$102
 - FRCST** - Front and rear casters; add \$205

- F** Select tablet type.
 - RA** - Removable arm (standard)
 - NR** - Non-removable arm; add \$21
 - AT** - Articulating arm; add \$35
- G** Select tablet connection hole cover.
 - TP** - Tablet hole cover; add \$48
 - NTP** - No tablet hole cover
 - NTP is automatically selected if Non-removable Arm (NR) is chosen.
- H** Select laminate color. Refer to color addendum at ki.com or KI Fabrics & Finishes binder.
- I** Select wood edge finish. Refer to color addendum at ki.com or KI Fabrics & Finishes binder.

KENSINGTON MAPLE UPCHARGE

Kensington Maple requires extended leadtimes.

Model	Price
5623/NC	\$49
5633/NC	\$49
5643/NC	\$49
5613T/NC	\$49
5623/FC	\$49
5633/FC	\$49
5643/FC	\$49
5613T/FC	\$49



Approx. Packaged Weight	Grade C.O.M.	Grade C	Grade D	Grade E & C.O.L.	Grade F	Grade G	Grade H	Grade I	Grade J	Grade K	Grade L Leather	Grade M Leather	Moisture Barrier add to list price
75.0#	\$ 1563	\$ 1745	\$ 1822	\$ 1903	\$ 1961	\$ 2071	\$ 2190	\$ 2330	\$ 2615	\$ 2908	\$ 3180	\$ 3754	\$ 137
75.0#	1563	1745	1822	1903	1961	2071	2190	2330	2615	2908	3180	3754	137
75.0#	1625	1808	1883	1965	2024	2132	2254	2392	2679	2969	3241	3817	137
75.0#	1625	1808	1883	1965	2024	2132	2254	2392	2679	2969	3241	3817	137
75.0#	1664	1846	1923	2005	2064	2171	2292	2430	2716	3009	3282	3856	137

75.0#	\$ 1563	\$ 1745	\$ 1822	\$ 1903	\$ 1961	\$ 2071	\$ 2190	\$ 2330	\$ 2615	\$ 2908	\$ 3180	\$ 3754	\$ 137
75.0#	1563	1745	1822	1903	1961	2071	2190	2330	2615	2908	3180	3754	137
75.0#	1625	1808	1883	1965	2024	2132	2254	2392	2679	2969	3241	3817	137
75.0#	1625	1808	1883	1965	2024	2132	2254	2392	2679	2969	3241	3817	137
75.0#	1664	1846	1923	2005	2064	2171	2292	2430	2716	3009	3282	3856	137

INFORMATION

Moisture Barrier \$137
TB133 \$387

C.O.M. Requirements

C.O.M. yardage requirements listed above are based on plain goods 54" wide. If less than 54" wide or fabrics requiring matching (stripes, plaids, prints, large patterns), additional yardage will be needed. Consult C.O.M. matrix on the Ordering C.O.M. and C.O.L. page for additional yardage needed. For C.O.M. fabric sent to KI-High Point on multiple rolls, add an additional yard of fabric per roll to the yardage requirements.

C.O.L. Requirements

Figure 18 sq. ft. of leather (C.O.L.) for each yard shown (i.e., 4.75 x 18 = 85.5 sq. ft.).

Contrasting Upholstery

When contrasting fabric is chosen, price at highest in-grade.

Minimum Fabric/Leather Quantity

Minimum order for fabric is 1 yard. Minimum order for leather is 1 hide (approximately 50 sq. ft).

California TB133 Fire Safety Code

The above seating products can be manufactured using the appropriate flame-retardant materials and fabric selections for compliance to California Technical Bulletin 133. Add "FR" to end of model number and add upcharge. Please contact KI customer service for fabric compliance. Not available with moisture barrier. Nano-Tex treatments can be used when TB133 is required.

Tablet Arm

Tablet is left facing (right-handed) - standard. Tablet is figured laminated wood veneer bowfront - standard. Available in all standard KI wood finishes - specify. For tablet options/specifications, refer to table specifications. Talent is removable - standard. Chair will be produced with left facing/right handed tablet unless reverse is

specified.

Construction

Frames of kiln-dried hardwood and laminated wood veneer. Cushioning of multiple densities of polyurethane foam and Dacron fiber. Attached back, loose seat reversible in fabric.

Semi-Attached Cushions

Seat cushions may be semi-attached as an option, using snap and "D" ring. Seat cushions may be permanently attached as a custom option at \$28 list upcharge per cushion. Contact KI customer service for permanently attached cushion custom option.

SPECIAL SERVICES

Special Carton Marking

With specially marked information N/C

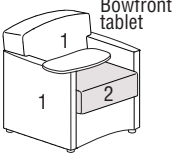
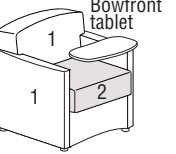
Shipping

Shipped assembled freight prepaid f.o.b. High Point, North Carolina 27263 factory. Freight class #175.

Specifications and prices are subject to change without prior notice.

Jessa™

Lobby and Lounge Seating

		MODEL NUMBER										
		Basic Model	Non-Contrast or Fabric Contrast 1	Fabric Contrast 2	Arm Cap	Wood Finish	Casters	Tablet Arm Type	Tablet Hole Cover	Lam. Color	Edge Color	
	Features											
	Jessa Tablet, Black	5613T/FC/LFT/JBL	<input type="checkbox"/> <input type="checkbox"/> <input type="checkbox"/> <input type="checkbox"/>	<input type="checkbox"/> <input type="checkbox"/> <input type="checkbox"/> <input type="checkbox"/>	<input type="checkbox"/> <input type="checkbox"/>	<input type="checkbox"/> <input type="checkbox"/>	<input type="checkbox"/> <input type="checkbox"/>	<input type="checkbox"/> <input type="checkbox"/>	<input type="checkbox"/> <input type="checkbox"/>	<input type="checkbox"/> <input type="checkbox"/>	<input type="checkbox"/> <input type="checkbox"/>	<input type="checkbox"/> <input type="checkbox"/>
	Jessa Tablet, Black Edge	5613T/FC/LFT/JSL	<input type="checkbox"/> <input type="checkbox"/> <input type="checkbox"/> <input type="checkbox"/>	<input type="checkbox"/> <input type="checkbox"/> <input type="checkbox"/> <input type="checkbox"/>	<input type="checkbox"/> <input type="checkbox"/>	<input type="checkbox"/> <input type="checkbox"/>	<input type="checkbox"/> <input type="checkbox"/>	<input type="checkbox"/> <input type="checkbox"/>	<input type="checkbox"/> <input type="checkbox"/>	<input type="checkbox"/> <input type="checkbox"/>	<input type="checkbox"/> <input type="checkbox"/>	<input type="checkbox"/> <input type="checkbox"/>
	Bowfront Tablet	5613T/FC/LFT/BFL	<input type="checkbox"/> <input type="checkbox"/> <input type="checkbox"/> <input type="checkbox"/>	<input type="checkbox"/> <input type="checkbox"/> <input type="checkbox"/> <input type="checkbox"/>	<input type="checkbox"/> <input type="checkbox"/>	<input type="checkbox"/> <input type="checkbox"/>	<input type="checkbox"/> <input type="checkbox"/>	<input type="checkbox"/> <input type="checkbox"/>	<input type="checkbox"/> <input type="checkbox"/>	<input type="checkbox"/> <input type="checkbox"/>	<input type="checkbox"/> <input type="checkbox"/>	<input type="checkbox"/> <input type="checkbox"/>
	Teardrop Tablet	5613T/FC/LFT/TDL	<input type="checkbox"/> <input type="checkbox"/> <input type="checkbox"/> <input type="checkbox"/>	<input type="checkbox"/> <input type="checkbox"/> <input type="checkbox"/> <input type="checkbox"/>	<input type="checkbox"/> <input type="checkbox"/>	<input type="checkbox"/> <input type="checkbox"/>	<input type="checkbox"/> <input type="checkbox"/>	<input type="checkbox"/> <input type="checkbox"/>	<input type="checkbox"/> <input type="checkbox"/>	<input type="checkbox"/> <input type="checkbox"/>	<input type="checkbox"/> <input type="checkbox"/>	<input type="checkbox"/> <input type="checkbox"/>
	Teardrop Tab, Black Edge	5613T/FC/LFT/TDLE	<input type="checkbox"/> <input type="checkbox"/> <input type="checkbox"/> <input type="checkbox"/>	<input type="checkbox"/> <input type="checkbox"/> <input type="checkbox"/> <input type="checkbox"/>	<input type="checkbox"/> <input type="checkbox"/>	<input type="checkbox"/> <input type="checkbox"/>	<input type="checkbox"/> <input type="checkbox"/>	<input type="checkbox"/> <input type="checkbox"/>	<input type="checkbox"/> <input type="checkbox"/>	<input type="checkbox"/> <input type="checkbox"/>	<input type="checkbox"/> <input type="checkbox"/>	<input type="checkbox"/> <input type="checkbox"/>
<p>JESS</p> <p>Lounge Chair with Laminate Tablet Arm - Contrast - LEFT FACING (Standard)</p> <ul style="list-style-type: none"> • 1 = Body (Fabric Contrast 1) C.O.M. = 4 yd • 2 = Seat (Fabric Contrast 2) C.O.M. = 1.5 yd • Jessa tablet (JBL): black top and T-molding edge (standard) • Jessa tablet (JSL): select laminate/black T-mold edge • Bowfront tablet (BFL): select laminate/edge color • Teardrop tablet (TDL): select laminate/edge color • Teardrop tablet (TDLE): select lam/black T-mold edge 												
	Features											
	Jessa Tablet, Black	5613T/FC/RFT/JBL	<input type="checkbox"/> <input type="checkbox"/> <input type="checkbox"/> <input type="checkbox"/>	<input type="checkbox"/> <input type="checkbox"/> <input type="checkbox"/> <input type="checkbox"/>	<input type="checkbox"/> <input type="checkbox"/>	<input type="checkbox"/> <input type="checkbox"/>	<input type="checkbox"/> <input type="checkbox"/>	<input type="checkbox"/> <input type="checkbox"/>	<input type="checkbox"/> <input type="checkbox"/>	<input type="checkbox"/> <input type="checkbox"/>	<input type="checkbox"/> <input type="checkbox"/>	<input type="checkbox"/> <input type="checkbox"/>
	Jessa Tablet, Black Edge	5613T/FC/RFT/JSL	<input type="checkbox"/> <input type="checkbox"/> <input type="checkbox"/> <input type="checkbox"/>	<input type="checkbox"/> <input type="checkbox"/> <input type="checkbox"/> <input type="checkbox"/>	<input type="checkbox"/> <input type="checkbox"/>	<input type="checkbox"/> <input type="checkbox"/>	<input type="checkbox"/> <input type="checkbox"/>	<input type="checkbox"/> <input type="checkbox"/>	<input type="checkbox"/> <input type="checkbox"/>	<input type="checkbox"/> <input type="checkbox"/>	<input type="checkbox"/> <input type="checkbox"/>	<input type="checkbox"/> <input type="checkbox"/>
	Bowfront Tablet	5613T/FC/RFT/BFL	<input type="checkbox"/> <input type="checkbox"/> <input type="checkbox"/> <input type="checkbox"/>	<input type="checkbox"/> <input type="checkbox"/> <input type="checkbox"/> <input type="checkbox"/>	<input type="checkbox"/> <input type="checkbox"/>	<input type="checkbox"/> <input type="checkbox"/>	<input type="checkbox"/> <input type="checkbox"/>	<input type="checkbox"/> <input type="checkbox"/>	<input type="checkbox"/> <input type="checkbox"/>	<input type="checkbox"/> <input type="checkbox"/>	<input type="checkbox"/> <input type="checkbox"/>	<input type="checkbox"/> <input type="checkbox"/>
	Teardrop Tablet	5613T/FC/RFT/TDL	<input type="checkbox"/> <input type="checkbox"/> <input type="checkbox"/> <input type="checkbox"/>	<input type="checkbox"/> <input type="checkbox"/> <input type="checkbox"/> <input type="checkbox"/>	<input type="checkbox"/> <input type="checkbox"/>	<input type="checkbox"/> <input type="checkbox"/>	<input type="checkbox"/> <input type="checkbox"/>	<input type="checkbox"/> <input type="checkbox"/>	<input type="checkbox"/> <input type="checkbox"/>	<input type="checkbox"/> <input type="checkbox"/>	<input type="checkbox"/> <input type="checkbox"/>	<input type="checkbox"/> <input type="checkbox"/>
	Teardrop Tab, Black Edge	5613T/FC/RFT/TDLE	<input type="checkbox"/> <input type="checkbox"/> <input type="checkbox"/> <input type="checkbox"/>	<input type="checkbox"/> <input type="checkbox"/> <input type="checkbox"/> <input type="checkbox"/>	<input type="checkbox"/> <input type="checkbox"/>	<input type="checkbox"/> <input type="checkbox"/>	<input type="checkbox"/> <input type="checkbox"/>	<input type="checkbox"/> <input type="checkbox"/>	<input type="checkbox"/> <input type="checkbox"/>	<input type="checkbox"/> <input type="checkbox"/>	<input type="checkbox"/> <input type="checkbox"/>	<input type="checkbox"/> <input type="checkbox"/>
<p>JESS</p> <p>Lounge Chair with Laminate Tablet Arm - Contrast - RIGHT FACING</p> <ul style="list-style-type: none"> • 1 = Body (Fabric Contrast 1) C.O.M. = 4 yd • 2 = Seat (Fabric Contrast 2) C.O.M. = 1.5 yd • Same tablet options as above 												
			A	B	C	D	E	F	G	H	I	J

HOW TO ORDER

Indicate the following information on order form:

1. Quantity of each item.
2. Model number, including options. See "How To Build a Model Number".
3. Any special service required.

Note: • The indicates that a choice is required.

- The absence of the indicates that no choice is required.
- Alpha-numeric characters in place of indicate that no other alternatives are available.

HOW TO BUILD A MODEL NUMBER

- A** Select basic model.
- B** Select non-contrast or fabric contrast 1. Refer to color addendum at ki.com or KI Fabrics & Finishes binder.
- C** Select fabric contrast 2. Refer to color addendum at ki.com or KI Fabrics & Finishes binder.
- D** Select wood armcaps.
 - NWA** - No wood armcaps
 - WA** - Wood armcaps (per pair); add \$205
- E** Select wood finish color. Refer to color addendum at ki.com or KI Fabrics & Finishes binder. For Kensington Maple add upcharge.
- F** Select casters.
 - NCST** - No casters (standard)
 - FCST** - Front casters; add \$102

- RCST** - Rear casters; add \$102
- FRCST** - Front and rear casters; add \$205

- G** Select tablet type.
 - RA** - Removable arm (standard)
 - NR** - Non-removable arm; add \$21
 - AT** - Articulating arm; add \$35

- H** Select tablet connection hole cover.
 - NTP** - No tablet hole cover
 - TP** - Tablet hole cover; add \$48
 NTP is automatically selected if Non-removable Arm (NR) is chosen.

- I** Select laminate color. Refer to color addendum at ki.com or KI Fabrics & Finishes binder.

- J** Select wood edge finish. Refer to color addendum at ki.com or KI Fabrics & Finishes binder.

KENSINGTON MAPLE UPCHARGE

Kensington Maple requires extended leadtimes.

Model	Price
5623/NC	\$49
5633/NC	\$49
5643/NC	\$49
5613T/NC	\$49
5623/FC	\$49
5633/FC	\$49
5643/FC	\$49
5613T/FC	\$49



Approx. Packaged Weight	Grade C.O.M.	Grade C	Grade D	Grade E & C.O.L.	Grade F	Grade G	Grade H	Grade I	Grade J	Grade K	Grade L Leather	Grade M Leather	Moisture Barrier add to list price
75.0#	\$ 1621	\$ 1801	\$ 1878	\$ 1959	\$ 2020	\$ 2126	\$ 2248	\$ 2388	\$ 2672	\$ 2963	\$ 3236	\$ 3812	\$ 137
75.0#	1621	1801	1878	1959	2020	2126	2248	2388	2672	2963	3236	3812	137
75.0#	1683	1864	1941	2022	2082	2188	2309	2448	2735	3025	3297	3875	137
75.0#	1683	1864	1941	2022	2082	2188	2309	2448	2735	3025	3297	3875	137
75.0#	1722	1902	1981	2060	2122	2227	2347	2486	2773	3064	3337	3914	137

75.0#	\$ 1621	\$ 1801	\$ 1878	\$ 1959	\$ 2020	\$ 2126	\$ 2248	\$ 2388	\$ 2672	\$ 2963	\$ 3236	\$ 3812	\$ 137
75.0#	1621	1801	1878	1959	2020	2126	2248	2388	2672	2963	3236	3812	137
75.0#	1683	1864	1941	2022	2082	2188	2309	2448	2735	3025	3297	3875	137
75.0#	1683	1864	1941	2022	2082	2188	2309	2448	2735	3025	3297	3875	137
75.0#	1722	1902	1981	2060	2122	2227	2347	2486	2773	3064	3337	3914	137

INFORMATION

Moisture Barrier \$137
TB133 \$387

C.O.M. Requirements

C.O.M. yardage requirements listed above are based on plain goods 54" wide. If less than 54" wide or fabrics requiring matching (stripes, plaids, prints, large patterns), additional yardage will be needed. Consult C.O.M. matrix on the Ordering C.O.M. and C.O.L. page for additional yardage needed. For C.O.M. fabric sent to KI-High Point on multiple rolls, add an additional yard of fabric per roll to the yardage requirements.

C.O.L. Requirements

Figure 18 sq. ft. of leather (C.O.L.) for each yard shown (i.e., 4.75 x 18 = 85.5 sq. ft.).

Contrasting Upholstery

When contrasting fabric is chosen, price at highest in-grade.

Minimum Fabric/Leather Quantity

Minimum order for fabric is 1 yard. Minimum order for leather is 1 hide (approximately 50 sq. ft).

California TB133 Fire Safety Code

The above seating products can be manufactured using the appropriate flame-retardant materials and fabric selections for compliance to California Technical Bulletin 133. Add "FR" to end of model number and add upcharge. Please contact KI customer service for fabric compliance. Not available with moisture barrier. Nano-Tex treatments can be used when TB133 is required.

Tablet Arm

Tablet is left facing (right-handed) - standard. Tablet is figured laminated wood veneer bowfront - standard. Available in all standard KI wood finishes - specify. For tablet options/specifications, refer to table specifications. Talent is removable - standard. Chair will be produced with left facing/right handed tablet unless reverse is

specified.

Construction

Frames of kiln-dried hardwood and laminated wood veneer. Cushioning of multiple densities of polyurethane foam and Dacron fiber. Attached back, loose seat reversible in fabric.

Semi-Attached Cushions

Seat cushions may be semi-attached as an option, using snap and "D" ring. Seat cushions may be permanently attached as a custom option at \$28 list upcharge per cushion. Contact KI customer service for permanently attached cushion custom option.

SPECIAL SERVICES

Special Carton Marking

With specially marked information N/C

Shipping

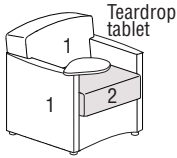
Shipped assembled freight prepaid f.o.b. High Point, North Carolina 27263 factory. Freight class #175.

Specifications and prices are subject to change without prior notice.

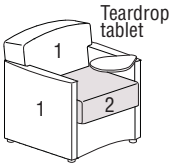
Jessa™

Lobby and Lounge Seating

Features	MODEL NUMBER										Approx. Packaged Weight
	Basic Model	Non-Contrast or Fabric Contrast 1	Fabric Contrast 2	Arm Cap	Wood Finish	Casters	Tablet Arm Type	Tablet Hole Cover	Veneer Color		
JESS Lounge Chair with Veneer Tablet Arm - Non-Contrast 4.5 yd - LEFT FACING (Standard)	Bowfront Tablet	5613T/NC/LFT/BFV	<input type="checkbox"/> <input type="checkbox"/> <input type="checkbox"/> <input type="checkbox"/>		<input type="checkbox"/> <input type="checkbox"/>	<input type="checkbox"/> <input type="checkbox"/>	<input type="checkbox"/> <input type="checkbox"/>	<input type="checkbox"/> <input type="checkbox"/>	<input type="checkbox"/> <input type="checkbox"/>	<input type="checkbox"/> <input type="checkbox"/>	75.0#
	Teardrop Tablet	5613T/NC/LFT/TDV	<input type="checkbox"/> <input type="checkbox"/> <input type="checkbox"/> <input type="checkbox"/>		<input type="checkbox"/> <input type="checkbox"/>	<input type="checkbox"/> <input type="checkbox"/>	<input type="checkbox"/> <input type="checkbox"/>	<input type="checkbox"/> <input type="checkbox"/>	<input type="checkbox"/> <input type="checkbox"/>	<input type="checkbox"/> <input type="checkbox"/>	75.0#
JESS Lounge Chair with Veneer Tablet Arm - Non-Contrast 4.5 yd - RIGHT FACING	Bowfront Tablet	5613T/NC/RFT/BFV	<input type="checkbox"/> <input type="checkbox"/> <input type="checkbox"/> <input type="checkbox"/>		<input type="checkbox"/> <input type="checkbox"/>	<input type="checkbox"/> <input type="checkbox"/>	<input type="checkbox"/> <input type="checkbox"/>	<input type="checkbox"/> <input type="checkbox"/>	<input type="checkbox"/> <input type="checkbox"/>	<input type="checkbox"/> <input type="checkbox"/>	75.0#
	Teardrop Tablet	5613T/NC/RFT/TDV	<input type="checkbox"/> <input type="checkbox"/> <input type="checkbox"/> <input type="checkbox"/>		<input type="checkbox"/> <input type="checkbox"/>	<input type="checkbox"/> <input type="checkbox"/>	<input type="checkbox"/> <input type="checkbox"/>	<input type="checkbox"/> <input type="checkbox"/>	<input type="checkbox"/> <input type="checkbox"/>	<input type="checkbox"/> <input type="checkbox"/>	75.0#
JESS Lounge Chair with Veneer Tablet Arm - Contrast - LEFT FACING (Standard)	Bowfront Tablet	5613T/FC/LFT/BFV	<input type="checkbox"/> <input type="checkbox"/> <input type="checkbox"/> <input type="checkbox"/>	<input type="checkbox"/> <input type="checkbox"/> <input type="checkbox"/> <input type="checkbox"/>	<input type="checkbox"/> <input type="checkbox"/>	<input type="checkbox"/> <input type="checkbox"/>	<input type="checkbox"/> <input type="checkbox"/>	<input type="checkbox"/> <input type="checkbox"/>	<input type="checkbox"/> <input type="checkbox"/>	<input type="checkbox"/> <input type="checkbox"/>	75.0#
	Teardrop Tablet	5613T/FC/LFT/TDV	<input type="checkbox"/> <input type="checkbox"/> <input type="checkbox"/> <input type="checkbox"/>	<input type="checkbox"/> <input type="checkbox"/> <input type="checkbox"/> <input type="checkbox"/>	<input type="checkbox"/> <input type="checkbox"/>	<input type="checkbox"/> <input type="checkbox"/>	<input type="checkbox"/> <input type="checkbox"/>	<input type="checkbox"/> <input type="checkbox"/>	<input type="checkbox"/> <input type="checkbox"/>	<input type="checkbox"/> <input type="checkbox"/>	75.0#
JESS Lounge Chair with Veneer Tablet Arm - Contrast - RIGHT FACING	Bowfront Tablet	5613T/FC/RFT/BFV	<input type="checkbox"/> <input type="checkbox"/> <input type="checkbox"/> <input type="checkbox"/>	<input type="checkbox"/> <input type="checkbox"/> <input type="checkbox"/> <input type="checkbox"/>	<input type="checkbox"/> <input type="checkbox"/>	<input type="checkbox"/> <input type="checkbox"/>	<input type="checkbox"/> <input type="checkbox"/>	<input type="checkbox"/> <input type="checkbox"/>	<input type="checkbox"/> <input type="checkbox"/>	<input type="checkbox"/> <input type="checkbox"/>	75.0#
	Teardrop Tablet	5613T/FC/RFT/TDV	<input type="checkbox"/> <input type="checkbox"/> <input type="checkbox"/> <input type="checkbox"/>	<input type="checkbox"/> <input type="checkbox"/> <input type="checkbox"/> <input type="checkbox"/>	<input type="checkbox"/> <input type="checkbox"/>	<input type="checkbox"/> <input type="checkbox"/>	<input type="checkbox"/> <input type="checkbox"/>	<input type="checkbox"/> <input type="checkbox"/>	<input type="checkbox"/> <input type="checkbox"/>	<input type="checkbox"/> <input type="checkbox"/>	75.0#



- JESS
Lounge Chair with Veneer Tablet Arm - Contrast - LEFT FACING (Standard)
- 1 = Body (Fabric Contrast 1) C.O.M. = 4 yd
 - 2 = Seat (Fabric Contrast 2) C.O.M. = 1.5 yd



- JESS
Lounge Chair with Veneer Tablet Arm - Contrast - RIGHT FACING
- 1 = Body (Fabric Contrast 1) C.O.M. = 4 yd
 - 2 = Seat (Fabric Contrast 2) C.O.M. = 1.5 yd

A **B** **C** **D** **E** **F** **G** **H** **I**

HOW TO ORDER

Indicate the following information on order form:

1. Quantity of each item.
2. Model number, including options. See "How To Build a Model Number".
3. Any special service required.

- Note:
- The indicates that a choice is required.
 - The absence of the indicates that no choice is required.
 - Alpha-numeric characters in place of indicate that no other alternatives are available.

HOW TO BUILD A MODEL NUMBER

- A** Select basic model.
- B** Select non-contrast or fabric contrast 1. Refer to color addendum at ki.com or KI Fabrics & Finishes binder.
- C** Select fabric contrast 2. Refer to color addendum at ki.com or KI Fabrics & Finishes binder.
- D** Select wood armcaps.
 - NWA - No wood armcaps
 - WA - Wood armcaps (per pair); add \$205
- E** Select wood finish color. Refer to color addendum at ki.com or KI Fabrics & Finishes binder. For Kensington Maple add upcharge.
- F** Select casters.
 - NCST - No casters (standard)
 - FCST - Front casters; add \$102

- RCST - Rear casters; add \$102
- FRCST - Front and rear casters; add \$205

- G** Select tablet type.
 - RA - Removable arm (standard)
 - NR - Non-removable arm; add \$21
 - AT - Articulating arm; add \$36

- H** Select tablet connection hole cover.
 - NTP - No tablet hole cover
 - TP - Tablet hole cover; add \$48
 NTP is automatically selected if Non-removable Arm (NR) is chosen.

- I** Select veneer color. Refer to color addendum at ki.com or KI Fabrics & Finishes binder.

KENSINGTON MAPLE UPCHARGE

Kensington Maple requires extended leadtimes.

Model	
5623/NC	\$49
5633/NC	\$49
5643/NC	\$49
5613T/NC	\$49
5623/FC	\$49
5633/FC	\$49
5643/FC	\$49
5613T/FC	\$49



Grade C.O.M.	Grade C	Grade D	Grade E & C.O.L.	Grade F	Grade G	Grade H	Grade I	Grade J	Grade K	Grade L Leather	Grade M Leather	Moisture Barrier add to list price
\$ 1664	\$ 1846	\$ 1923	\$ 2005	\$ 2064	\$ 2171	\$ 2292	\$ 2430	\$ 2716	\$ 3009	\$ 3282	\$ 3856	\$ 137
1664	1846	1923	2005	2064	2171	2292	2430	2716	3009	3282	3856	137
\$ 1664	\$ 1846	\$ 1923	\$ 2005	\$ 2064	\$ 2171	\$ 2292	\$ 2430	\$ 2716	\$ 3009	\$ 3282	\$ 3856	\$ 137
1664	1846	1923	2005	2064	2171	2292	2430	2716	3009	3282	3856	137
\$ 1722	\$ 1902	\$ 1981	\$ 2060	\$ 2122	\$ 2227	\$ 2347	\$ 2486	\$ 2773	\$ 3064	\$ 3337	\$ 3914	\$ 137
1722	1902	1981	2060	2122	2227	2347	2486	2773	3064	3337	3914	137
\$ 1722	\$ 1902	\$ 1981	\$ 2060	\$ 2122	\$ 2227	\$ 2347	\$ 2486	\$ 2773	\$ 3064	\$ 3337	\$ 3914	\$ 137
1722	1902	1981	2060	2122	2227	2347	2486	2773	3064	3337	3914	137

INFORMATION

Moisture Barrier \$137
 TB133 \$387

C.O.M. Requirements

C.O.M. yardage requirements listed above are based on plain goods 54" wide. If less than 54" wide or fabrics requiring matching (stripes, plaids, prints, large patterns), additional yardage will be needed. Consult C.O.M. matrix on the Ordering C.O.M. and C.O.L. page for additional yardage needed. For C.O.M. fabric sent to KI-High Point on multiple rolls, add an additional yard of fabric per roll to the yardage requirements.

C.O.L. Requirements

Figure 18 sq. ft. of leather (C.O.L.) for each yard shown (i.e., 4.75 x 18 = 85.5 sq. ft.).

Contrasting Upholstery

When contrasting fabric is chosen, price at highest in-grade.

Minimum Fabric/Leather Quantity

Minimum order for fabric is 1 yard. Minimum order for leather is 1 hide (approximately 50 sq. ft).

California TB133 Fire Safety Code

The above seating products can be manufactured using the appropriate flame-retardant materials and fabric selections for compliance to California Technical Bulletin 133. Add "FR" to end of model number and add upcharge. Please contact KI customer service for fabric compliance. Not available with moisture barrier. Nano-Text treatments can be used when TB133 is required.

Tablet Arm

Tablet is left facing (right-handed) - standard. Tablet is figured laminated wood veneer bowfront - standard. Available in all standard KI wood finishes - specify. For tablet options/specifications, refer to table specifications. Talent is removable - standard. Chair will be produced with left facing/right handed tablet unless reverse is

specified.

Construction

Frames of kiln-dried hardwood and laminated wood veneer. Cushioning of multiple densities of polyurethane foam and Dacron fiber. Attached back, loose seat reversible in fabric.

Semi-Attached Cushions

Seat cushions may be semi-attached as an option, using snap and "D" ring. Seat cushions may be permanently attached as a custom option at \$28 list upcharge per cushion. Contact KI customer service for permanently attached cushion custom option.

SPECIAL SERVICES

Special Carton Marking

With specially marked information N/C

Shipping

Shipped **assembled freight prepaid f.o.b. High Point, North Carolina 27263** factory. Freight class #175.

Specifications and prices are subject to change without prior notice.

Lyra®

General Information



**Lounge Chair
(1423WS)**



**Lounge Loveseat
(1433US)**



**Lounge Ottoman
(1420)**

General Dimensions			
Seat width	22-1/2"	38"	63-1/2"
Seat depth	20-1/4"	20-1/4"	20-1/4"
Seat height	18-1/2"	18-1/2"	18-1/2"
Arm width	1-3/4"	2-1/2"	2-1/2"
Arm height	26-1/4" @ highest point	26-1/4" @ highest point	26-1/4" @ highest point
Overall Dimensions			
Width	29"	45-3/4"	72-1/2"
Depth	30-1/4"	30-1/4"	18"
Height	31-1/2"	31-1/2"	17"

GENERAL INFORMATION

The Lyra Collection is a fresh, modern interpretation of a classic design iconography that, through the use of mixed materials, creates a powerful yet understated visual language. Available in 3 base styles: sled (Lounge), wood leg (Parlor), and pedestal (Club) and 3 wood shell configurations; design possibilities are endless.

Club chairs are standard with a swiveling pedestal base with an automatic return.

The Lyral Collection contains a full complement of chairs, sofas, loveseats, and occasional tables featuring wood, metal, and upholstered elements.

UPHOLSTERY INFORMATION

C.O.M. FABRIC

For C.O.M. fabric sent to KI-High Point on multiple rolls, add an additional yard of fabric per roll to the yardage requirements.

Multiple rolls have shorter pieces of fabric on them and do not allow nesting and stacking of the fabric to achieve the best yield as is done with one large roll. This results in yardage shortages and requests for additional fabric from the client, which can hold up the order. For each roll that is sent, one yard needs to be added and needs to be added to one of the rolls, not separately.

Upholstery Finish

Some fabrics and leathers may show slight wrinkling in corners, around the seat, arms, or back, which is normal. With use, comfort wrinkles may occur in seats and backs and give the upholstery a loose appearance.

Fabric Disclaimer

Fabric will be applied as swatched by the fabric manufacturer. Fabric that is required to be applied differently than is swatched will need a Special Cost Request written specifying the direction the fabric is to be applied. The posted standard lead time will apply to the Special Cost Request.

WOOD INFORMATION

Wood Finish

Due to wood being a natural material, slight variations can occur in texture, color, grain configurations, and finish acceptance. Therefore, wood components may vary in tone or character from piece to piece, and no guarantee of exact matches can be made.

Exposed wood back shell is available in beech, maple (Kensington Maple), and walnut (Natural Walnut) on the Club and Lounge chairs only. Painted wood back shell is only available on Club chairs. An upholstered wood shell is available in any of the base type configurations--sled (Lounge), wood leg (Parlor), and pedestal (Club).

Plywood Edge color

The plys on the edge of wood-backed shells will vary in color from the surface of the wood shell. The plys of the plywood shell edge will be visible and may create a wood contrast. If a darker finish is selected, the

plys will not be as visible and the edge will be similar in color as the outer shell.

Materials

Sled (Lounge) and pedestal (Club) bases are steel. Wood leg (Parlor) base is available in beech and maple (Kensington Maple on maple).



**Parlor Chair
(1423UW)**



**Parlor Loveseat
(1433UW)**



**Parlor Sofa
(1443UW)**



**Parlor Ottoman
(1420UW)**



**Club Chair
(1423PP)**

General Dimensions					
Seat width	22-1/2"	38"	63-1/2"		22-1/2"
Seat depth	20-1/4"	20-1/4"	20-1/4"		20-1/4"
Seat height	18-1/2"	18-1/2"	18-1/2"		18-1/2"
Arm width	1-3/4"	2-1/2"	2-1/2"		1-3/4"
Arm height	26-1/4" @ highest point	26-1/4" @ highest point	26-1/4" @ highest point		26-1/4" @ highest point
Overall Dimensions					
Width	29"	45-3/4"	72-1/2"	23"	29"
Depth	30-1/4"	30-1/4"	30-1/4"	18"	30-1/4"
Height	31-1/2"	31-1/2"	31-1/2"	17"	30"

FINISH INFORMATION

SPECIAL FINISH MATCHES

KI can match special finish requests at an upcharge of \$68 List per item, up to 12 or a maximum charge of \$818 List per order per color. Special finish requests must be sent to your KI customer service representative.

Upon receipt from KI, the finishing department will prepare a "strike-off" which will be sent to the customer for approval.

The approval form accompanying the strike-off should be faxed to your KI customer service representative. Upon receipt of the signed approval form, KI will proceed with the order. Disapproved samples may be sent back to KI directly with an explanation of disapproval. A Special Finish Number (SFN) will be assigned to this finish sample for future reference or reorders.

INFORMATION

Warranty

Refer to KI Terms & Conditions document or visit ki.com



Lounge Table



Parlor Table



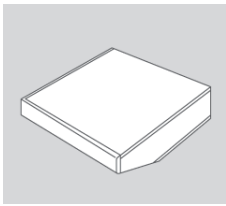
Club Table

Lounge Obround Coffee
TableParlor Obround Coffee
Table**Overall Dimensions**

Width

Depth

Height



1-1/2" rigid PVC knife edge

GENERAL INFORMATION

The Lyra Table Collection is available in square (rounded corners) and obround shapes and 3 base styles: sled (Lounge), wood leg (Parlor), and pedestal (Club). Tables are available in veneer or laminated tops. Veneer table tops are available in beech core finishes, maple (Kensington Maple), and walnut (Natural Walnut). Wood legs (Parlor) are available in beech and maple (Kensington Maple) only.

See table price lists pages for overall table dimensions.



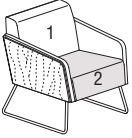
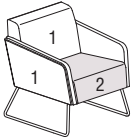
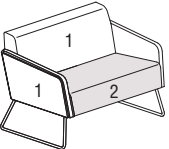
INFORMATION

Warranty

Refer to KI Terms & Conditions document
or visit ki.com

Lyra®

Lounge

	MODEL	Features	COM	MODEL NUMBER							
				Basic Model	Non-Contrast or Fabric Contrast 1	Fabric Contrast 2	Base Finish	Wood Shell Finish	Glide Option	Moisture Barrier	
	Lounge Chair with Exposed Wood Back, Sled Base • 1 = Body (Fabric Contrast 1) C.O.M. = 2.5 yd • 2 = Seat (Fabric Contrast 2) C.O.M. = 1.25 yd	Non-contrast	3.75 yd	1423WS/NC	<input type="checkbox"/> <input type="checkbox"/> <input type="checkbox"/> <input type="checkbox"/>			<input type="checkbox"/> <input type="checkbox"/>	<input type="checkbox"/> <input type="checkbox"/> <input type="checkbox"/>	<input type="checkbox"/> <input type="checkbox"/>	<input type="checkbox"/> <input type="checkbox"/>
		Contrast		1423WS/FC	<input type="checkbox"/> <input type="checkbox"/> <input type="checkbox"/> <input type="checkbox"/>	<input type="checkbox"/> <input type="checkbox"/> <input type="checkbox"/> <input type="checkbox"/>		<input type="checkbox"/> <input type="checkbox"/>	<input type="checkbox"/> <input type="checkbox"/> <input type="checkbox"/>	<input type="checkbox"/> <input type="checkbox"/>	<input type="checkbox"/> <input type="checkbox"/>
LYRA											
	Lounge Chair with Upholstered Back, Sled Base • 1 = Body (Fabric Contrast 1) C.O.M. = 4.25 yd • 2 = Seat (Fabric Contrast 2) C.O.M. = 1.25 yd	Non-contrast	5.5 yd	1423US/NC	<input type="checkbox"/> <input type="checkbox"/> <input type="checkbox"/> <input type="checkbox"/>			<input type="checkbox"/> <input type="checkbox"/>	<input type="checkbox"/> <input type="checkbox"/> <input type="checkbox"/>	<input type="checkbox"/> <input type="checkbox"/>	<input type="checkbox"/> <input type="checkbox"/>
		Contrast		1423US/FC	<input type="checkbox"/> <input type="checkbox"/> <input type="checkbox"/> <input type="checkbox"/>	<input type="checkbox"/> <input type="checkbox"/> <input type="checkbox"/> <input type="checkbox"/>		<input type="checkbox"/> <input type="checkbox"/>	<input type="checkbox"/> <input type="checkbox"/> <input type="checkbox"/>	<input type="checkbox"/> <input type="checkbox"/>	<input type="checkbox"/> <input type="checkbox"/>
LYRA											
	Lounge Loveseat with Upholstered Back, Sled Base • 1 = Body (Fabric Contrast 1) C.O.M. = 5.25 yd • 2 = Seat (Fabric Contrast 2) C.O.M. = 1.5 yd	Non-contrast	6.75 yd	1433US/NC	<input type="checkbox"/> <input type="checkbox"/> <input type="checkbox"/> <input type="checkbox"/>			<input type="checkbox"/> <input type="checkbox"/>	<input type="checkbox"/> <input type="checkbox"/> <input type="checkbox"/>	<input type="checkbox"/> <input type="checkbox"/>	<input type="checkbox"/> <input type="checkbox"/>
		Contrast		1433US/FC	<input type="checkbox"/> <input type="checkbox"/> <input type="checkbox"/> <input type="checkbox"/>	<input type="checkbox"/> <input type="checkbox"/> <input type="checkbox"/> <input type="checkbox"/>		<input type="checkbox"/> <input type="checkbox"/>	<input type="checkbox"/> <input type="checkbox"/> <input type="checkbox"/>	<input type="checkbox"/> <input type="checkbox"/>	<input type="checkbox"/> <input type="checkbox"/>
LYRA											
					A	B	C	D	E	F	G

HOW TO ORDER

Indicate the following information on order form:

- Quantity of each item.
- Model number, including options. See "How To Build a Model Number".
- Any special service required.

Note: • The indicates that a choice is required.

- The absence of the indicates that no choice is required.
- Alpha-numeric characters in place of indicate that no other alternatives are available.

HOW TO BUILD A MODEL NUMBER

- A** Select basic model.
- B** Select non-contrast or fabric contrast 1.
Refer to color addendum at ki.com or KI Fabrics & Finishes binder.
- C** Select fabric contrast 2.
Refer to color addendum at ki.com or KI Fabrics & Finishes binder.
- D** Select base finish color.
Refer to color addendum at ki.com or KI Fabrics & Finishes binder.
- E** Select wood shell finish color.
Refer to color addendum at ki.com or KI Fabrics & Finishes binder.
- F** Select glide option.
NGL - No glides
GNY - Nylon glides (cream color); add \$5

- G** Select moisture barrier.

MB - Moisture barrier

NMB - No moisture barrier

See pricing column for moisture barrier upcharge.



Approx. Packaged Weight	Grade C.O.M.	Grade C	Grade D	Grade E & C.O.L.	Grade F	Grade G	Grade H	Grade I	Grade J	Grade K	Grade L Leather	Grade M Leather	Moisture Barrier add to list price
85.0#	\$ 2142	\$ 2268	\$ 2300	\$ 2339	\$ 2365	\$ 2416	\$ 2471	\$ 2535	\$ 2664	\$ 2797	\$ 2928	\$ 3189	\$ 150
85.0#	2197	2321	2355	2394	2419	2472	2525	2588	2718	2851	2981	3242	150
85.0#	\$ 2048	\$ 2243	\$ 2296	\$ 2359	\$ 2399	\$ 2481	\$ 2566	\$ 2666	\$ 2875	\$ 3081	\$ 3289	\$ 3702	\$ 150
85.0#	2101	2298	2348	2412	2452	2536	2619	2720	2929	3136	3343	3756	150
140.0#	\$ 2905	\$ 3134	\$ 3192	\$ 3265	\$ 3312	\$ 3408	\$ 3505	\$ 3626	\$ 3864	\$ 4105	\$ 4344	\$ 4822	\$ 176
140.0#	2986	3214	3275	3346	3395	3491	3584	3705	3946	4184	4424	4905	176

INFORMATION

C.O.M. Requirements

C.O.M. yardage requirements listed above are based on plain goods 54" wide. If less than 54" wide or fabrics requiring matching (stripes, plaids, prints, large patterns), additional yardage will be needed. Consult C.O.M. matrix on the Ordering C.O.M. and C.O.L. page for additional yardage needed. For C.O.M. fabric sent to KI-High Point on multiple rolls, add an additional yard of fabric per roll to the yardage requirements.

C.O.L. Requirements

Figure 18 sq. ft. of leather (C.O.L.) for each yard shown (i.e., 4.75 x 18 = 85.5 sq. ft.).

Contrasting Upholstery

When contrasting fabric is chosen, price at highest in-grade.

Minimum Fabric/Leather Quantity

Minimum order for fabric is 1 yard. Minimum order for leather is 1 hide (approx-

mately 50 sq. ft).

Construction

Frame constructed of kiln-dried hardwood and furniture-grade plywood. Cushioning of multiple densities of polyurethane foam and Dacron fiber.

Note

The Lyra Lounge Collection is available in exposed wood back and upholstered back shell. The Lounge Collection sled base can be specified in powdercoat paint and chrome. See color addendum at ki.com for finish options.

SPECIAL SERVICES

Special Carton Marking

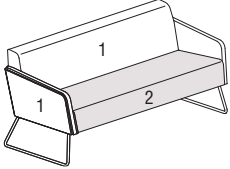
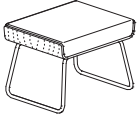
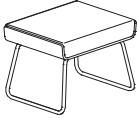
With specially marked information N/C

Shipping

Shipped **assembled freight prepaid f.o.b. High Point, North Carolina 27263** factory. Freight class #175.

Specifications and prices are subject to change without prior notice.

Lyra® Lounge

MODEL	Features	COM	MODEL NUMBER							
			Basic Model	Non-Contrast or Fabric Contrast 1	Fabric Contrast 2	Base Finish	Wood Shell Finish	Glide Option	Moisture Barrier	
 <p>Lounge Sofa with Upholstered Back, Sled Base</p> <ul style="list-style-type: none"> 1 = Body (Fabric Contrast 1) C.O.M. = 6.5 yd 2 = Seat (Fabric Contrast 2) C.O.M. = 2.25 yd 	Non-contrast	8.75 yd	1443US/NC	□□□□			□□		□□□	
	Contrast		1443US/FC	□□□□	□□□□		□□		□□	□□□
 <p>Lounge Ottoman with Wood Shell, Sled Base</p>		.75 yd	1420WS	□□□□			□□	□□□	□□	□□□
 <p>Lounge Ottoman with Upholstered Shell, Sled Base</p>		1.25 yd	1420US	□□□□			□□		□□	□□□

A **B** **C** **D** **E** **F** **G**

HOW TO ORDER

Indicate the following information on order form:

- Quantity of each item.
- Model number, including options. See "How To Build a Model Number".
- Any special service required.

Note: • The indicates that a choice is required.

- The absence of the indicates that no choice is required.
- Alpha-numeric characters in place of indicate that no other alternatives are available.

HOW TO BUILD A MODEL NUMBER

- A** Select basic model.
- B** Select non-contrast or fabric contrast 1. Refer to color addendum at ki.com or KI Fabrics & Finishes binder.
- C** Select fabric contrast 2. Refer to color addendum at ki.com or KI Fabrics & Finishes binder.
- D** Select base finish color. Refer to color addendum at ki.com or KI Fabrics & Finishes binder.
- E** Select wood shell finish color. Refer to color addendum at ki.com or KI Fabrics & Finishes binder.

G Select moisture barrier.

MB - Moisture barrier

NMB - No moisture barrier

See pricing column for moisture barrier upcharge.

F Select glide option.

NGL - No glides

GNY - Nylon glides (cream color); add \$5



Approx. Packaged Weight	Grade C.O.M.	Grade C	Grade D	Grade E & C.O.L.	Grade F	Grade G	Grade H	Grade I	Grade J	Grade K	Grade L Leather	Grade M Leather	Moisture Barrier add to list price
195.0#	\$ 3506	\$ 3783	\$ 3858	\$ 3947	\$ 4005	\$ 4123	\$ 4241	\$ 4388	\$ 4682	\$ 4977	\$ 5271	\$ 5859	\$ 187
195.0#	3607	3887	3959	4048	4108	4225	4344	4490	4783	5078	5371	5961	187
35.0#	\$ 1338	\$ 1378	\$ 1389	\$ 1404	\$ 1412	\$ 1428	\$ 1447	\$ 1469	\$ 1512	\$ 1555	\$ 1599	\$ 1686	\$ 136
35.0#	\$ 1080	\$ 1143	\$ 1160	\$ 1180	\$ 1193	\$ 1218	\$ 1244	\$ 1278	\$ 1344	\$ 1409	\$ 1474	\$ 1605	\$ 136

INFORMATION

C.O.M. Requirements

C.O.M. yardage requirements listed above are based on plain goods 54" wide. If less than 54" wide or fabrics requiring matching (stripes, plaids, prints, large patterns), additional yardage will be needed. Consult C.O.M. matrix on the Ordering C.O.M. and C.O.L. page for additional yardage needed. For C.O.M. fabric sent to KI-High Point on multiple rolls, add an additional yard of fabric per roll to the yardage requirements.

C.O.L. Requirements

Figure 18 sq. ft. of leather (C.O.L.) for each yard shown (i.e., 4.75 x 18 = 85.5 sq. ft.).

Contrasting Upholstery

When contrasting fabric is chosen, price at highest in-grade.

Minimum Fabric/Leather Quantity

Minimum order for fabric is 1 yard. Minimum order for leather is 1 hide (approx-

mately 50 sq. ft).

Construction

Frame constructed of kiln-dried hardwood and furniture-grade plywood. Cushioning of multiple densities of polyurethane foam and Dacron fiber.

Note

The Lyra Lounge Collection is available in exposed wood back and upholstered back shell. The Lounge Collection sled base can be specified in powdercoat paint and chrome. See color addendum at ki.com for finish options.

SPECIAL SERVICES

Special Carton Marking

With specially marked information N/C



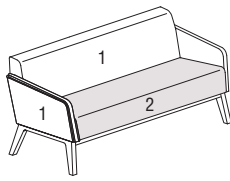

Shipping

Shipped **assembled freight prepaid f.o.b. High Point, North Carolina 27263** factory. Freight class #175.

Specifications and prices are subject to change without prior notice.

Lyra®

Parlor

MODEL	Features	COM	MODEL NUMBER					Approx. Packaged Weight
			Basic Model	Non-Contrast or Fabric Contrast 1	Fabric Contrast 2	Wood Leg Finish	Moisture Barrier	
 <p>Parlor Chair with Upholstered Back, Wood Leg Base</p> <ul style="list-style-type: none"> 1 = Body (Fabric Contrast 1) C.O.M. = 4.25 yd 2 = Seat (Fabric Contrast 2) C.O.M. = 1.25 yd 	Non-contrast	5.5 yd	1423UW/NC	<input type="checkbox"/> <input type="checkbox"/> <input type="checkbox"/> <input type="checkbox"/>		<input type="checkbox"/> <input type="checkbox"/>	<input type="checkbox"/> <input type="checkbox"/>	91.0#
	Contrast		1423UW/FC	<input type="checkbox"/> <input type="checkbox"/> <input type="checkbox"/> <input type="checkbox"/>	<input type="checkbox"/> <input type="checkbox"/> <input type="checkbox"/> <input type="checkbox"/>	<input type="checkbox"/> <input type="checkbox"/>	<input type="checkbox"/> <input type="checkbox"/>	91.0#
LYRA								
 <p>Parlor Loveseat with Upholstered Back, Wood Leg Base</p> <ul style="list-style-type: none"> 1 = Body (Fabric Contrast 1) C.O.M. = 5.25 yd 2 = Seat (Fabric Contrast 2) C.O.M. = 1.5 yd 	Non-contrast	6.75 yd	1433UW/NC	<input type="checkbox"/> <input type="checkbox"/> <input type="checkbox"/> <input type="checkbox"/>		<input type="checkbox"/> <input type="checkbox"/>	<input type="checkbox"/> <input type="checkbox"/>	145.0#
	Contrast		1433UW/FC	<input type="checkbox"/> <input type="checkbox"/> <input type="checkbox"/> <input type="checkbox"/>	<input type="checkbox"/> <input type="checkbox"/> <input type="checkbox"/> <input type="checkbox"/>	<input type="checkbox"/> <input type="checkbox"/>	<input type="checkbox"/> <input type="checkbox"/>	145.0#
LYRA								
 <p>Parlor Sofa with Upholstered Back, Wood Leg Base</p> <ul style="list-style-type: none"> 1 = Body (Fabric Contrast 1) C.O.M. = 6.5 yd 2 = Seat (Fabric Contrast 2) C.O.M. = 2.25 yd 	Non-contrast	8.75 yd	1443UW/NC	<input type="checkbox"/> <input type="checkbox"/> <input type="checkbox"/> <input type="checkbox"/>		<input type="checkbox"/> <input type="checkbox"/>	<input type="checkbox"/> <input type="checkbox"/>	195.0#
	Contrast		1443UW/FC	<input type="checkbox"/> <input type="checkbox"/> <input type="checkbox"/> <input type="checkbox"/>	<input type="checkbox"/> <input type="checkbox"/> <input type="checkbox"/> <input type="checkbox"/>	<input type="checkbox"/> <input type="checkbox"/>	<input type="checkbox"/> <input type="checkbox"/>	195.0#
LYRA								
 <p>Parlor Ottoman with Upholstered Shell, Wood Leg Base</p>		1.25 yd	1420UW	<input type="checkbox"/> <input type="checkbox"/> <input type="checkbox"/> <input type="checkbox"/>		<input type="checkbox"/> <input type="checkbox"/>	<input type="checkbox"/> <input type="checkbox"/>	40.0#
LYRA								

A **B** **C** **D** **E**

HOW TO ORDER

Indicate the following information on order form:

- Quantity of each item.
- Model number, including options. See "How To Build a Model Number".
- Any special service required.

Note: • The indicates that a choice is required.

- The absence of the indicates that no choice is required.
- Alpha-numeric characters in place of indicate that no other alternatives are available.

HOW TO BUILD A MODEL NUMBER

- A** Select basic model.
- B** Select non-contrast or fabric contrast 1. Refer to color addendum at ki.com or KI Fabrics & Finishes binder.
- C** Select fabric contrast 2. Refer to color addendum at ki.com or KI Fabrics & Finishes binder.
- D** Select wood leg finish color. Refer to color addendum at ki.com or KI Fabrics & Finishes binder. For Kensington Maple add upcharge.
- E** Select moisture barrier.
- | | |
|------------|-----------------------|
| MB | - Moisture Barrier |
| NMB | - No moisture barrier |
- See pricing column for moisture barrier upcharge.

KENSINGTON MAPLE UPCHARGE

Kensington Maple requires extended leadtimes.

Model	Upcharge
1423UW/NC	\$70
1423UW/FC	\$70
1433UW/NC	\$95
1433UW/FC	\$95
1443UW/NC	\$147
1443UW/FC	\$147
1420UW/NC	\$54
1420UW/FC	\$54



Grade C.O.M.	Grade C	Grade D	Grade E & C.O.L.	Grade F	Grade G	Grade H	Grade I	Grade J	Grade K	Grade L Leather	Grade M Leather	Moisture Barrier add to list price
\$ 2231	\$ 2429	\$ 2480	\$ 2542	\$ 2584	\$ 2666	\$ 2750	\$ 2854	\$ 3061	\$ 3267	\$ 3473	\$ 3889	\$ 169
2287	2482	2535	2597	2638	2720	2804	2908	3115	3321	3529	3944	169
\$ 3227	\$ 3456	\$ 3514	\$ 3585	\$ 3635	\$ 3729	\$ 3826	\$ 3947	\$ 4184	\$ 4425	\$ 4665	\$ 5143	\$ 176
3308	3536	3596	3668	3716	3811	3906	4027	4267	4506	4747	5226	176
\$ 3885	\$ 4163	\$ 4237	\$ 4326	\$ 4385	\$ 4501	\$ 4620	\$ 4766	\$ 5060	\$ 5355	\$ 5649	\$ 6237	\$ 191
3987	4266	4339	4428	4487	4604	4722	4870	5162	5457	5752	6340	191
\$ 1107	\$ 1171	\$ 1187	\$ 1206	\$ 1218	\$ 1244	\$ 1273	\$ 1303	\$ 1369	\$ 1436	\$ 1501	\$ 1632	\$ 136

INFORMATION

C.O.M. Requirements

C.O.M. yardage requirements listed above are based on plain goods 54" wide. If less than 54" wide or fabrics requiring matching (stripes, plaids, prints, large patterns), additional yardage will be needed. Consult C.O.M. matrix on the Ordering C.O.M. and C.O.L. page for additional yardage needed. For C.O.M. fabric sent to KI-High Point on multiple rolls, add an additional yard of fabric per roll to the yardage requirements.

C.O.L. Requirements

Figure 18 sq. ft. of leather (C.O.L.) for each yard shown (i.e., 4.75 x 18 = 85.5 sq. ft.).

Contrasting Upholstery

When contrasting fabric is chosen, price at highest in-grade.

Minimum Fabric/Leather Quantity

Minimum order for fabric is 1 yard. Minimum order for leather is 1 hide (approx-

mately 50 sq. ft.).

Construction

Frame constructed of kiln-dried hardwood and furniture-grade plywood. Cushioning of multiple densities of polyurethane foam and Dacron fiber.

Note

The Lyra Parlor Collection is available in upholstered back with wood legs only. The wood leg base is available in beech and maple (Kensington Maple) only. See color addendum at ki.com for finish options.

SPECIAL SERVICES

Special Carton Marking

With specially marked information N/C




Shipping

Shipped **assembled freight prepaid f.o.b. High Point, North Carolina 27263** factory. Freight class #175.

Specifications and prices are subject to change without prior notice.

Lyra®

Club

	MODEL	Features	COM	MODEL NUMBER							
				Basic Model	Non-Contrast or Fabric Contrast 1	Fabric Contrast 2	Base Finish	Wood Shell Finish	Painted Shell Color	Moisture Barrier	
	Club Chair with Exposed Wood Back, Pedestal Base • 1 = Body (Fabric Contrast 1) C.O.M. = 2.5 yd • 2 = Seat (Fabric Contrast 2) C.O.M. = 1.25 yd	Non-contrast	3.75 yd	1423WP/NC	□□□□			□□	□□□		□□□
		Contrast		1423WP/FC	□□□□	□□□□	□□	□□□		□□□	
LYRA											
	Club Chair with Upholstered Back, Pedestal Base • 1 = Body (Fabric Contrast 1) C.O.M. = 4.25 yd • 2 = Seat (Fabric Contrast 2) C.O.M. = 1.25 yd	Non-contrast	5.5 yd	1423UP/NC	□□□□			□□			□□□
		Contrast		1423UP/FC	□□□□	□□□□	□□			□□□	
LYRA											
	Club Chair with Painted Back, Pedestal Base • 1 = Body (Fabric Contrast 1) C.O.M. = 2.5 yd • 2 = Seat (Fabric Contrast 2) C.O.M. = 1.25 yd	Non-contrast	3.75 yd	1423PP/NC	□□□□			□□		□□	□□□
		Contrast		1423PP/FC	□□□□	□□□□	□□		□□	□□□	
LYRA											
					A	B	C	D	E	F	G

HOW TO ORDER

Indicate the following information on order form:

- Quantity of each item.
- Model number, including options. See "How To Build a Model Number".
- Any special service required.

Note: • The indicates that a choice is required.

- The absence of the indicates that no choice is required.
- Alpha-numeric characters in place of indicate that no other alternatives are available.

HOW TO BUILD A MODEL NUMBER

- A** Select basic model.
- B** Select non-contrast or fabric contrast 1. Refer to color addendum at ki.com or KI Fabrics & Finishes binder.
- C** Select fabric contrast 2. Refer to color addendum at ki.com or KI Fabrics & Finishes binder.
- D** Select base finish color. Refer to color addendum at ki.com or KI Fabrics & Finishes binder. Pedestal base Chrome frame; add \$281.
- E** Select wood shell finish color. Refer to color addendum at ki.com or KI Fabrics & Finishes binder.
- F** Select wood shell paint color. Refer to color addendum at ki.com or KI Fabrics & Finishes binder.

G Select moisture barrier.

MB - Moisture Barrier

NMB - No moisture barrier

See pricing column for moisture barrier upcharge.



Approx. Packaged Weight	Grade C.O.M.	Grade C	Grade D	Grade E & C.O.L.	Grade F	Grade G	Grade H	Grade I	Grade J	Grade K	Grade L Leather	Grade M Leather	Moisture Barrier add to list price
100.0#	\$ 2221	\$ 2344	\$ 2377	\$ 2416	\$ 2443	\$ 2496	\$ 2546	\$ 2613	\$ 2745	\$ 2875	\$ 3006	\$ 3266	\$ 150
100.0#	2274	2399	2432	2472	2497	2548	2602	2666	2799	2929	3060	3320	150
100.0#	\$ 2337	\$ 2534	\$ 2585	\$ 2648	\$ 2689	\$ 2770	\$ 2855	\$ 2958	\$ 3163	\$ 3370	\$ 3578	\$ 3992	\$ 169
100.0#	2392	2587	2641	2702	2744	2825	2909	3011	3220	3425	3633	4046	169
100.0#	\$ 2221	\$ 2344	\$ 2377	\$ 2416	\$ 2443	\$ 2496	\$ 2546	\$ 2613	\$ 2745	\$ 2875	\$ 3006	\$ 3266	\$ 150
100.0#	2274	2399	2432	2472	2497	2548	2602	2666	2799	2929	3060	3320	150

INFORMATION

C.O.M. Requirements

C.O.M. yardage requirements listed above are based on plain goods 54" wide. If less than 54" wide or fabrics requiring matching (stripes, plaids, prints, large patterns), additional yardage will be needed. Consult C.O.M. matrix on the Ordering C.O.M. and C.O.L. page for additional yardage needed. For C.O.M. fabric sent to KI-High Point on multiple rolls, add an additional yard of fabric per roll to the yardage requirements.

C.O.L. Requirements

Figure 18 sq. ft. of leather (C.O.L.) for each yard shown (i.e., 4.75 x 18 = 85.5 sq. ft.).

Contrasting Upholstery

When contrasting fabric is chosen, price at highest in-grade.

Minimum Fabric/Leather Quantity

Minimum order for fabric is 1 yard. Minimum order for leather is 1 hide (approx-

mately 50 sq. ft).

Construction

Frame constructed of kiln-dried hardwood and furniture-grade plywood. Cushioning of multiple densities of polyurethane foam and Dacron fiber.

Note

The Lyra Club Collection is available in an exposed wood back, upholstered back, or painted wood back. The pedestal base can be specified in powdercoat paint or chrome. See color addendum at ki.com for finish options.

SPECIAL SERVICES

Special Carton Marking

With specially marked information N/C

Shipping

Shipped **assembled freight prepaid f.o.b. High Point, North Carolina 27263** factory. Freight class #175.

Specifications and prices are subject to change without prior notice.

Lyra®

Replacement Parts

	MODEL	MODEL NUMBER			Approx. Packaged Weight	Grade C.O.M.	Grade C
		Basic Model	Non-Contrast or Fabric Contrast 1	Moisture Barrier			
LYRP	Lounge or Parlor Chair - Replacement Interior Back	1423-BK	<input type="checkbox"/> <input type="checkbox"/> <input type="checkbox"/> <input type="checkbox"/>	<input type="checkbox"/> <input type="checkbox"/>	0.0#	\$ 571	\$ 623
LYRP	Club Chair - Replacement Interior Back	1423P-BK	<input type="checkbox"/> <input type="checkbox"/> <input type="checkbox"/> <input type="checkbox"/>	<input type="checkbox"/> <input type="checkbox"/>	0.0#	\$ 556	\$ 608
LYRP	Lounge, Parlor or Club Chair - Replacement Seat	1423-ST	<input type="checkbox"/> <input type="checkbox"/> <input type="checkbox"/> <input type="checkbox"/>	<input type="checkbox"/> <input type="checkbox"/>	0.0#	\$ 555	\$ 607
LYRP	Lounge, Parlor or Club Chair - Replacement Arms (pair)	1423-AR	<input type="checkbox"/> <input type="checkbox"/> <input type="checkbox"/> <input type="checkbox"/>	<input type="checkbox"/> <input type="checkbox"/>	0.0#	\$ 664	\$ 716
LYRP	Loveseat - Replacement Interior Back	1433-BK	<input type="checkbox"/> <input type="checkbox"/> <input type="checkbox"/> <input type="checkbox"/>	<input type="checkbox"/> <input type="checkbox"/>	0.0#	\$ 698	\$ 769
LYRP	Loveseat - Replacement Seat	1433-ST	<input type="checkbox"/> <input type="checkbox"/> <input type="checkbox"/> <input type="checkbox"/>	<input type="checkbox"/> <input type="checkbox"/>	0.0#	\$ 813	\$ 876
LYRP	Sofa - Replacement Interior Back	1443-BK	<input type="checkbox"/> <input type="checkbox"/> <input type="checkbox"/> <input type="checkbox"/>	<input type="checkbox"/> <input type="checkbox"/>	0.0#	\$ 840	\$ 932
LYRP	Sofa - Replacement Seat	1443-ST	<input type="checkbox"/> <input type="checkbox"/> <input type="checkbox"/> <input type="checkbox"/>	<input type="checkbox"/> <input type="checkbox"/>	0.0#	\$ 1059	\$ 1152
LYRP	Loveseat or Sofa - Replacement Arms (pair)	1443-AR	<input type="checkbox"/> <input type="checkbox"/> <input type="checkbox"/> <input type="checkbox"/>	<input type="checkbox"/> <input type="checkbox"/>	0.0#	\$ 717	\$ 768

A

B

C

HOW TO ORDER

Indicate the following information on order form:

- Quantity of each item.
- Model number, including options. See "How To Build a Model Number".
- Any special service required.

Note:

- The indicates that a choice is required.
- The absence of the indicates that no choice is required.
- Alpha-numeric characters in place of indicate that no other alternatives are available.

HOW TO BUILD A MODEL NUMBER

- A** Select basic model.
- B** Select non-contrast or fabric contrast 1. Refer to color addendum at ki.com or KI Fabrics & Finishes binder.
- C** Select moisture barrier.
- MB** - Moisture Barrier
NMB - No moisture barrier
- See pricing column for moisture barrier upcharge.



Grade D	Grade E & C.O.L.	Grade F	Grade G	Grade H	Grade I	Grade J	Grade K	Grade L Leather	Grade M Leather	Moisture Barrier add to list price
\$ 634	\$ 651	\$ 661	\$ 684	\$ 705	\$ 733	\$ 787	\$ 842	\$ 896	\$ 1005	\$ 133
\$ 624	\$ 639	\$ 650	\$ 671	\$ 694	\$ 719	\$ 775	\$ 829	\$ 884	\$ 992	\$ 133
\$ 623	\$ 638	\$ 648	\$ 670	\$ 693	\$ 718	\$ 774	\$ 828	\$ 883	\$ 991	\$ 133
\$ 728	\$ 747	\$ 756	\$ 779	\$ 801	\$ 828	\$ 883	\$ 935	\$ 990	\$ 1100	\$ 133
\$ 789	\$ 812	\$ 827	\$ 858	\$ 888	\$ 926	\$ 1003	\$ 1077	\$ 1156	\$ 1307	\$ 138
\$ 891	\$ 914	\$ 925	\$ 951	\$ 977	\$ 1010	\$ 1074	\$ 1140	\$ 1206	\$ 1337	\$ 136
\$ 958	\$ 987	\$ 1006	\$ 1046	\$ 1085	\$ 1134	\$ 1233	\$ 1332	\$ 1429	\$ 1625	\$ 143
\$ 1177	\$ 1204	\$ 1226	\$ 1263	\$ 1303	\$ 1351	\$ 1451	\$ 1549	\$ 1647	\$ 1843	\$ 143
\$ 782	\$ 800	\$ 810	\$ 832	\$ 855	\$ 882	\$ 934	\$ 989	\$ 1045	\$ 1154	\$ 133

INFORMATION

C.O.M. Requirements

C.O.M. yardage requirements listed above are based on plain goods 54" wide. If less than 54" wide or fabrics requiring matching (stripes, plaids, prints, large patterns), additional yardage will be needed. Consult C.O.M. matrix on the Ordering C.O.M. and C.O.L. page for additional yardage needed. For C.O.M. fabric sent to KI-High Point on multiple rolls, add an additional yard of fabric per roll to the yardage requirements.

C.O.L. Requirements

Figure 18 sq. ft. of leather (C.O.L.) for each yard shown (i.e., 4.75 x 18 = 85.5 sq. ft.).

Minimum Fabric/Leather Quantity

Minimum order for fabric is 1 yard. Minimum order for leather is 1 hide (approximately 50 sq. ft.).

SPECIAL SERVICES

Special Carton Marking

With specially marked information N/C



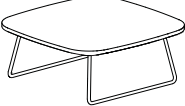


Shipping

Shipped **assembled freight prepaid f.o.b. High Point, North Carolina 27263** factory. Freight class #175.

Specifications and prices are subject to change without prior notice.

Lyra®

Tables-Laminate

	MODEL	W x D x H	MODEL NUMBER					Approx. Packaged Weight
			Basic Model	Laminate Color	Base Finish	Wood Leg Finish	Glide Option	
	Lounge Small End Table (Laminate Top), Sled Base	20 x 20 x 18"	1412S	<input type="checkbox"/> <input type="checkbox"/> <input type="checkbox"/>	<input type="checkbox"/> <input type="checkbox"/>		<input type="checkbox"/> <input type="checkbox"/>	35.0#
LYFS								
	Parlor Small End Table (Laminate Top), Wood Leg Base	20 x 20 x 18"	1412W	<input type="checkbox"/> <input type="checkbox"/> <input type="checkbox"/>			<input type="checkbox"/> <input type="checkbox"/> <input type="checkbox"/>	40.0#
LYFS								
	Lounge Medium End Table (Laminate Top), Sled Base	31 x 31 x 13"	1414S	<input type="checkbox"/> <input type="checkbox"/> <input type="checkbox"/>	<input type="checkbox"/> <input type="checkbox"/>		<input type="checkbox"/> <input type="checkbox"/>	55.0#
LYFS								
	Parlor Medium End Table (Laminate Top), Wood Leg Base	31 x 31 x 13"	1414W	<input type="checkbox"/> <input type="checkbox"/> <input type="checkbox"/>			<input type="checkbox"/> <input type="checkbox"/> <input type="checkbox"/>	60.0#
LYFS								
	Club Medium End Table (Laminate Top), Pedestal Base	31 x 31 x 13"	1414P	<input type="checkbox"/> <input type="checkbox"/> <input type="checkbox"/>	<input type="checkbox"/> <input type="checkbox"/>			65.0#
LYFS								
			A	B	C	D	E	

HOW TO ORDER

Indicate the following information on order form:

- Quantity of each item.
- Model number, including options. See "How To Build a Model Number".
- Any special service required.

Note: • The indicates that a choice is required.

- The absence of the indicates that no choice is required.
- Alpha-numeric characters in place of indicate that no other alternatives are available.

HOW TO BUILD A MODEL NUMBER

- A** Select basic model.
- B** Select laminate color.
Refer to color addendum at ki.com or KI Fabrics & Finishes binder.
- C** Select base finish color.
Refer to color addendum at ki.com or KI Fabrics & Finishes binder.
Pedestal base Chrome frame; add \$281.
- D** Select wood leg finish color.
Refer to color addendum at ki.com or KI Fabrics & Finishes binder.
For Kensington Maple add upcharge.
- E** Select glide option.
- | | |
|------------|---------------------------------------|
| NGL | - No glides |
| GNV | - Nylon glides (cream color); add \$5 |

KENSINGTON MAPLE UPCHARGE

Kensington Maple requires extended leadtimes.

Model	
1402W	\$148
1404W	\$172
1407W	\$180
1408W	\$197

1412W	\$136
1414W	\$166
1417W	\$180
1418W	\$190



Delivered
Pricing
\$ 750

\$ 823

\$ 872

\$ 915

\$ 1106

SPECIAL SERVICES

Special Carton Marking

With specially marked information N/C

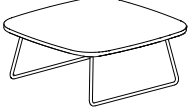

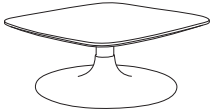
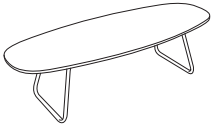
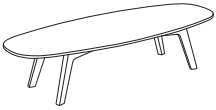
Shipping

Shipped **assembled freight prepaid f.o.b. High Point, North Carolina 27263** factory. Freight class #175.

Specifications and prices are subject to change without prior notice.

Lyra®

Tables-Laminate

	MODEL	W x D x H	MODEL NUMBER					Approx. Packaged Weight
			Basic Model	Laminate Color	Base Finish	Wood Leg Finish	Glide Option	
	Lounge Large End Table (Laminate Top), Sled Base	36 x 36 x 13'	1417S	<input type="checkbox"/> <input type="checkbox"/> <input type="checkbox"/>	<input type="checkbox"/> <input type="checkbox"/>		<input type="checkbox"/> <input type="checkbox"/>	70.0#
LYFS								
	Parlor Large End Table (Laminate Top), Wood Leg Base	36 x 36 x 13'	1417W	<input type="checkbox"/> <input type="checkbox"/> <input type="checkbox"/>		<input type="checkbox"/> <input type="checkbox"/> <input type="checkbox"/>		75.0#
LYFS								
	Club Large End Table (Laminate Top), Pedestal Base	36 x 36 x 13'	1417P	<input type="checkbox"/> <input type="checkbox"/> <input type="checkbox"/>	<input type="checkbox"/> <input type="checkbox"/>			80.0#
LYFS								
	Lounge Obround Coffee Table (Laminate Top), Sled Base	54 x 20 x 13"	1418S	<input type="checkbox"/> <input type="checkbox"/> <input type="checkbox"/>	<input type="checkbox"/> <input type="checkbox"/>		<input type="checkbox"/> <input type="checkbox"/>	60.0#
LYFS								
	Parlor Obround Coffee Table (Laminate Top), Wood Leg Base	54 x 20 x 13"	1418W	<input type="checkbox"/> <input type="checkbox"/> <input type="checkbox"/>		<input type="checkbox"/> <input type="checkbox"/> <input type="checkbox"/>		65.0#
LYFS								

A **B** **C** **D** **E**

HOW TO ORDER

Indicate the following information on order form:

- Quantity of each item.
- Model number, including options. See "How To Build a Model Number".
- Any special service required.

Note: • The indicates that a choice is required.

- The absence of the indicates that no choice is required.
- Alpha-numeric characters in place of indicate that no other alternatives are available.

HOW TO BUILD A MODEL NUMBER

- A** Select basic model.
- B** Select laminate color.
Refer to color addendum at ki.com or KI Fabrics & Finishes binder.
- C** Select base finish color.
Refer to color addendum at ki.com or KI Fabrics & Finishes binder.
Pedestal base Chrome frame; add \$281.
- D** Select wood leg finish color.
Refer to color addendum at ki.com or KI Fabrics & Finishes binder.
For Kensington Maple add upcharge.
- E** Select glide option.
- | | |
|------------|---------------------------------------|
| NGL | - No glides |
| GNY | - Nylon glides (cream color); add \$5 |

KENSINGTON MAPLE UPCHARGE

Kensington Maple requires extended leadtimes.

Model	Price
1402W	\$148
1404W	\$172
1407W	\$180
1408W	\$197
1412W	\$136
1414W	\$166
1417W	\$180
1418W	\$190



Delivered
Pricing
\$ 996

\$ 1004

\$ 1178

\$ 1095

\$ 1052

SPECIAL SERVICES

Special Carton Marking

With specially marked information N/C



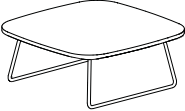


Shipping

Shipped **assembled freight prepaid f.o.b. High Point, North Carolina 27263** factory. Freight class #175.

Specifications and prices are subject to change without prior notice.

Lyra®

Tables-Veneer

	MODEL	W x D x H	MODEL NUMBER				Approx. Packaged Weight
			Basic Model	Veneer Color	Base Finish	Glide Option	
 LYFS	Lounge Small End Table (Veneer Top), Sled Base	20 x 20 x 18"	1402S	<input type="checkbox"/> <input type="checkbox"/> <input type="checkbox"/>	<input type="checkbox"/> <input type="checkbox"/>	<input type="checkbox"/> <input type="checkbox"/>	35.0#
 LYFS	Parlor Small End Table (Veneer Top), Wood Leg Base	20 x 20 x 18"	1402W	<input type="checkbox"/> <input type="checkbox"/> <input type="checkbox"/>			40.0#
 LYFS	Lounge Medium End Table (Veneer Top), Sled Base	31 x 31 x 13"	1404S	<input type="checkbox"/> <input type="checkbox"/> <input type="checkbox"/>	<input type="checkbox"/> <input type="checkbox"/>	<input type="checkbox"/> <input type="checkbox"/>	55.0#
 LYFS	Parlor Medium End Table (Veneer Top), Wood Leg Base	31 x 31 x 13"	1404W	<input type="checkbox"/> <input type="checkbox"/> <input type="checkbox"/>			60.0#
 LYFS	Club Medium End Table (Veneer Top), Pedestal Base	31 x 31 x 13"	1404P	<input type="checkbox"/> <input type="checkbox"/> <input type="checkbox"/>	<input type="checkbox"/> <input type="checkbox"/>		65.0#

A **B** **C** **D**

HOW TO ORDER

Indicate the following information on order form:

- Quantity of each item.
- Model number, including options. See "How To Build a Model Number".
- Any special service required.

Note:

- The indicates that a choice is required.
- The absence of the indicates that no choice is required.
- Alpha-numeric characters in place of indicate that no other alternatives are available.

HOW TO BUILD A MODEL NUMBER

- A** Select basic model.
- B** Select veneer color.
Refer to color addendum at ki.com or KI Fabrics & Finishes binder.
Wood leg finish always matches veneer finish.
- C** Select base finish color.
Refer to color addendum at ki.com or KI Fabrics & Finishes binder.
Pedestal base Chrome frame; add \$281.
- D** Select glide option.
NGL - No glides
GNV - Nylon glides (cream color); add \$5

KENSINGTON MAPLE UPCHARGE

Kensington Maple requires extended leadtimes.

Model	
1402W	\$148
1404W	\$172
1407W	\$180
1408W	\$197
1412W	\$136
1414W	\$166
1417W	\$180
1418W	\$190



Delivered
Pricing
\$ 686

\$ 749

\$ 928

\$ 952

\$ 1107

SPECIAL SERVICES

Special Carton Marking

With specially marked information N/C

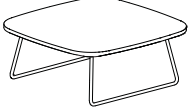

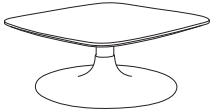
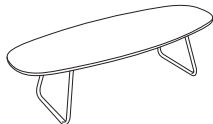
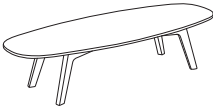
Shipping

Shipped **assembled freight prepaid f.o.b. High Point, North Carolina 27263** factory. Freight class #175.

Specifications and prices are subject to change without prior notice.

Lyra®

Tables-Veneer

	MODEL	W x D x H	MODEL NUMBER				Approx. Packaged Weight
			Basic Model	Veneer Color	Base Finish	Glide Option	
	Lounge Large End Table (Veneer Top), Sled Base	36 x 36 x 13"	1407S	<input type="checkbox"/> <input type="checkbox"/> <input type="checkbox"/>	<input type="checkbox"/> <input type="checkbox"/>	<input type="checkbox"/> <input type="checkbox"/>	70.0#
LYFS							
	Parlor Large End Table (Veneer Top), Wood Leg Base	36 x 36 x 13"	1407W	<input type="checkbox"/> <input type="checkbox"/> <input type="checkbox"/>			75.0#
LYFS							
	Club Large End Table (Veneer Top), Pedestal Base	36 x 36 x 13"	1407P	<input type="checkbox"/> <input type="checkbox"/> <input type="checkbox"/>	<input type="checkbox"/> <input type="checkbox"/>		80.0#
LYFS							
	Lounge Obround Coffee Table (Veneer Top), Sled Base	54 x 20 x 13"	1408S	<input type="checkbox"/> <input type="checkbox"/> <input type="checkbox"/>	<input type="checkbox"/> <input type="checkbox"/>	<input type="checkbox"/> <input type="checkbox"/>	60.0#
LYFS							
	Parlor Obround Coffee Table (Veneer Top), Wood Leg Base	54 x 20 x 13"	1408W	<input type="checkbox"/> <input type="checkbox"/> <input type="checkbox"/>			65.0#
LYFS							

A **B** **C** **D**

HOW TO ORDER

Indicate the following information on order form:

- Quantity of each item.
- Model number, including options. See "How To Build a Model Number".
- Any special service required.

Note:

- The indicates that a choice is required.
- The absence of the indicates that no choice is required.
- Alpha-numeric characters in place of indicate that no other alternatives are available.

HOW TO BUILD A MODEL NUMBER

- A** Select basic model.
- B** Select veneer color.
Refer to color addendum at ki.com or KI Fabrics & Finishes binder.
Wood leg finish always matches veneer finish.
- C** Select base finish color.
Refer to color addendum at ki.com or KI Fabrics & Finishes binder.
Pedestal base Chrome frame; add \$281.
- D** Select glide option.
NGL - No glides
GNV - Nylon glides (cream color); add \$5

KENSINGTON MAPLE UPCHARGE

Kensington Maple requires extended leadtimes.

Model	
1402W	\$148
1404W	\$172
1407W	\$180
1408W	\$197
1412W	\$136
1414W	\$166
1417W	\$180
1418W	\$190



Delivered
Pricing

\$ 1049

\$ 1008

\$ 1196

\$ 1124

\$ 1086

SPECIAL SERVICES

Special Carton Marking

With specially marked information N/C

Shipping

Shipped **assembled freight prepaid f.o.b. High Point, North Carolina 27263** factory. Freight class #175.

Specifications and prices are subject to change without prior notice.

Mesa™

General Information



Lounge Chair



Loveseat



Sofa

General Dimensions			
Seat width	21-1/2"	43-1/2"	65-1/2"
Seat depth	20-1/2"	20-1/2"	20-1/2"
Seat height	17-1/2"	17-1/2"	17-1/2"
Arm width	5-1/2"	5-1/2"	5-1/2"
Arm height	24"	24"	24"
Overall Dimensions			
Width	32-1/2"	54-1/2"	76-1/2"
Depth	30-1/2"	30-1/2"	30-1/2"
Height	29-1/2"	29-1/2"	29-1/2"

SPECIFICATIONS

Complimentary Furniture

The following lounge collections offer complimentary furniture that creates continuity and a cohesive look throughout a facility. These complimentary pieces can be found in other sections of the KI price list.

CINTURON - Cinturon™ Professional Chairs

GRAND SALON - Grand Salon® Benches

MESA - Mesa™ Professional Chairs, Quatro™ Guest Chairs

NEENA - Neena™ Benches

POMFRET - Pomfret™ Guest Chairs

SOLTICE - Soltice® Healthcare Seating, Soltice® Multiple Seating, Soltice® Guest Chairs, LaResta® Day Bed

UPHOLSTERY INFORMATION

C.O.M. Fabric

For C.O.M. fabric sent to KI-High Point on multiple rolls, add an additional yard of fabric per roll to the yardage requirements. Multiple rolls have shorter pieces of fabric on them and do not allow nesting and stacking of the fabric to achieve the best yield as is done with one large roll. This results in yardage shortages and requests for additional fabric from the client, which can hold up the order. For each roll that is sent, one yard needs to be added and needs to be added to one of the rolls, not separately.

Fabric Disclaimer

Fabric will be applied as swatched by the fabric manufacturer. Fabric that is required to be applied differently than is swatched will need a Special Cost Request written specifying the direction the fabric is to be applied. The posted standard lead time will apply to the Special Cost Request.

FINISH INFORMATION

SPECIAL FINISH MATCHES

KI can match special finish requests at an upcharge of \$68 List per item, up to 12 or a maximum charge of \$818 List per order per color. Special finish requests must be sent to your KI customer service representative.

Upon receipt from KI, the finishing department will prepare a "strike-off" which will be sent to the customer for approval.

The approval form accompanying the strike-off should be faxed to your KI customer service representative. Upon receipt of the signed approval form, KI will proceed with the order. Disapproved samples may be sent back to KI directly with an explanation of disapproval. A Special Finish Number (SFN) will be assigned to this finish sample for future reference or reorders



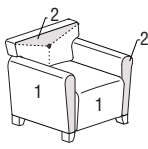
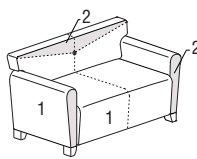
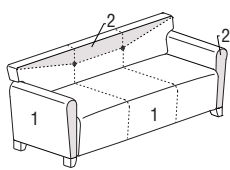
INFORMATION

Warranty

Refer to KI Terms & Conditions document
or visit ki.com

Mesa™

Lobby and Lounge Seating

MODEL	Features	COM	MODEL NUMBER								
			Basic Model	Non-Contrast or Fabric Contrast 1	Fabric Contrast 2	Button Option	Wood Finish	Fire Code	Moisture Barrier		
 <p>Lounge Chair</p> <ul style="list-style-type: none"> 1 = Body (Fabric Contrast 1) C.O.M. = 4 yd 2 = Top back panel, arm panel and button (Fabric Contrast 2) C.O.M. = 1 yd 	Non-contrast	4 yd	6623/NC	<input type="checkbox"/> <input type="checkbox"/> <input type="checkbox"/> <input type="checkbox"/>		<input type="checkbox"/> <input type="checkbox"/>	<input type="checkbox"/> <input type="checkbox"/>	<input type="checkbox"/> <input type="checkbox"/>	<input type="checkbox"/> <input type="checkbox"/>		
	Contrast		6623/FC	<input type="checkbox"/> <input type="checkbox"/> <input type="checkbox"/> <input type="checkbox"/>	<input type="checkbox"/> <input type="checkbox"/> <input type="checkbox"/> <input type="checkbox"/>	<input type="checkbox"/> <input type="checkbox"/>	<input type="checkbox"/> <input type="checkbox"/>	<input type="checkbox"/> <input type="checkbox"/>	<input type="checkbox"/> <input type="checkbox"/>	<input type="checkbox"/> <input type="checkbox"/>	
MSLS											
 <p>Loveseat</p> <ul style="list-style-type: none"> 1 = Body (Fabric Contrast 1) C.O.M. = 6 yd 2 = Top back panel, arm panel and button (Fabric Contrast 2) C.O.M. = 1.5 yd 	Non-contrast	6 yd	6633/NC	<input type="checkbox"/> <input type="checkbox"/> <input type="checkbox"/> <input type="checkbox"/>		<input type="checkbox"/> <input type="checkbox"/>	<input type="checkbox"/> <input type="checkbox"/>	<input type="checkbox"/> <input type="checkbox"/>	<input type="checkbox"/> <input type="checkbox"/>		
	Contrast		6633/FC	<input type="checkbox"/> <input type="checkbox"/> <input type="checkbox"/> <input type="checkbox"/>	<input type="checkbox"/> <input type="checkbox"/> <input type="checkbox"/> <input type="checkbox"/>	<input type="checkbox"/> <input type="checkbox"/>	<input type="checkbox"/> <input type="checkbox"/>	<input type="checkbox"/> <input type="checkbox"/>	<input type="checkbox"/> <input type="checkbox"/>	<input type="checkbox"/> <input type="checkbox"/>	
MSLS											
 <p>Sofa</p> <ul style="list-style-type: none"> 1 = Body (Fabric Contrast 1) C.O.M. = 8 yd 2 = Top back panel, arm panel and button (Fabric Contrast 2) C.O.M. = 1.5 yd 	Non-contrast	8 yd	6643/NC	<input type="checkbox"/> <input type="checkbox"/> <input type="checkbox"/> <input type="checkbox"/>		<input type="checkbox"/> <input type="checkbox"/>	<input type="checkbox"/> <input type="checkbox"/>	<input type="checkbox"/> <input type="checkbox"/>	<input type="checkbox"/> <input type="checkbox"/>		
	Contrast		6643/FC	<input type="checkbox"/> <input type="checkbox"/> <input type="checkbox"/> <input type="checkbox"/>	<input type="checkbox"/> <input type="checkbox"/> <input type="checkbox"/> <input type="checkbox"/>	<input type="checkbox"/> <input type="checkbox"/>	<input type="checkbox"/> <input type="checkbox"/>	<input type="checkbox"/> <input type="checkbox"/>	<input type="checkbox"/> <input type="checkbox"/>	<input type="checkbox"/> <input type="checkbox"/>	
MSLS											

A **B** **C** **D** **E** **F** **G**

HOW TO ORDER

Indicate the following information on order form:

- Quantity of each item.
- Model number, including options. See "How To Build a Model Number".
- Any special service required.

Note: • The indicates that a choice is required.

- The absence of the indicates that no choice is required.
- Alpha-numeric characters in place of indicate that no other alternatives are available.

HOW TO BUILD A MODEL NUMBER

- A** Select basic model.
- B** Select non-contrast or fabric contrast 1. Refer to color addendum at ki.com or KI Fabrics & Finishes binder.
- C** Select fabric contrast 2. Refer to color addendum at ki.com or KI Fabrics & Finishes binder.
- D** Select button option.

NBT	- No button
UB	- Upholstered (standard)
WBT	- Wood button, finish to match legs
- E** Select wood finish color. Refer to color addendum at ki.com or KI Fabrics & Finishes binder. For Kensington Maple add upcharge.
- F** Select fire code.

NFR	- Compliance to TB 117-2013
------------	-----------------------------

FR - Compliance to TB 133
See pricing column for TB133 upcharge.
No button option for TB133.

- G** Select moisture barrier.

NMB	- No moisture barrier
MB	- Moisture barrier

 See pricing column for moisture barrier upcharge.

KENSINGTON MAPLE UPCHARGE

Kensington Maple requires extended leadtimes.

Model	
6623/NC	\$11
6633/NC	\$11
6643/NC	\$11
6623/FC	\$11
6633/FC	\$11
6643/FC	\$11



Approx. Packaged Weight	Grade C.O.M.	Grade C	Grade D	Grade E & C.O.L.	Grade F	Grade G	Grade H	Grade I	Grade J	Grade K	Grade L Leather	Grade M Leather	TB133 add to list price	Moisture Barrier add to list price
75.0#	\$ 1593	\$ 1652	\$ 1736	\$ 1844	\$ 1918	\$ 2062	\$ 2207	\$ 2495	\$ 2852	\$ 3212	\$ 3574	\$ 4293	\$ 374	\$ 140
75.0#	1653	1707	1796	1901	1976	2120	2266	2553	2911	3269	3633	4352	374	140
120.0#	\$ 2175	\$ 2241	\$ 2360	\$ 2502	\$ 2610	\$ 2807	\$ 3002	\$ 3399	\$ 3885	\$ 4376	\$ 4868	\$ 5857	\$ 528	\$ 277
120.0#	2264	2327	2448	2590	2697	2893	3091	3485	3971	4464	4956	5943	528	277
150.0#	\$ 2611	\$ 2694	\$ 2838	\$ 3012	\$ 3137	\$ 3379	\$ 3617	\$ 4097	\$ 4686	\$ 5291	\$ 5887	\$ 7081	\$ 684	\$ 417
150.0#	2720	2802	2946	3122	3247	3487	3728	4206	4794	5399	5998	7193	684	417

INFORMATION

C.O.M. Requirements

C.O.M. yardage requirements listed above are based on plain goods 54" wide. If less than 54" wide or fabrics requiring matching (stripes, plaids, prints, large patterns), additional yardage will be needed. Consult C.O.M. matrix on the Ordering C.O.M. and C.O.L. page for additional yardage needed. For C.O.M. fabric sent to KI-High Point on multiple rolls, add an additional yard of fabric per roll to the yardage requirements.

C.O.L. Requirements

Figure 18 sq. ft. of leather (C.O.L.) for each yard shown (i.e., 4.75 x 18 = 85.5 sq. ft.).

Contrasting Upholstery

When contrasting fabric is chosen, price at highest in-grade.

Minimum Fabric/Leather Quantity

Minimum order for fabric is 1 yard. Minimum order for leather is 1 hide (approx-

mately 50 sq. ft).

California TB133 Fire Safety Code

The above seating products can be manufactured using the appropriate flame-retardant materials and fabric selections for compliance to California Technical Bulletin 133. Please contact KI customer service for fabric compliance. Not available with moisture barrier.

Construction

Frames of laminated plywood kiln-dried hardwood. Cushioning of multiple densities of polyurethane foam and Dacron fiber. Gas lift with tilt lock is standard.

SPECIAL SERVICES

Special Carton Marking

With specially marked information N/C

Shipping

Shipped **assembled freight prepaid f.o.b. High Point, North Carolina 27263** factory. Freight class #175.

Specifications and prices are subject to change without prior notice.

Neena™

General Information-Benches



Neena™ Bench

Features

Glides	•
Upholstery	•

Dimensions

Overall width	48" or 60"
Overall depth	19-1/2"
Overall height	18-1/2"

SPECIFICATIONS

Complimentary Furniture

The following guest chairs offer complimentary furniture that creates continuity and a cohesive look throughout a facility. These complimentary pieces can be found in other sections of the KI price list.

GRAND SALON BENCH - Grand Salon® Lounge

NEENA BENCH - Neena™ Lounge

THREE BENCH - Three Lounge, Three Healthcare, Three Multiple

UPHOLSTERY INFORMATION

C.O.M. Fabric

For C.O.M. fabric sent to KI-High Point on multiple rolls, add an additional yard of fabric per roll to the yardage requirements. Multiple rolls have shorter pieces of fabric on them and do not allow nesting and stack-

ing of the fabric to achieve the best yield as is done with one large roll. This results in yardage shortages and requests for additional fabric from the client, which can hold up the order. For each roll that is sent, one yard needs to be added and needs to be added to one of the rolls, not separately.

Fabric Disclaimer

Fabric will be applied as swatched by the fabric manufacturer. Fabric that is required to be applied differently than is swatched will need a Special Cost Request written specifying the direction the fabric is to be applied. The posted standard lead time will apply to the Special Cost Request.

FINISH INFORMATION

SPECIAL FINISH MATCHES

KI can match special finish requests at an upcharge of \$68 List per item, up to 12 or a maximum charge of \$818 List per order per color. Special finish requests must be sent to your KI customer service representative.

Upon receipt from KI, the finishing department will prepare a "strike-off" which will be sent to the customer for approval.

The approval form accompanying the strike-off should be faxed to your KI customer service representative. Upon receipt of the signed approval form, KI will proceed with the order. Disapproved samples may be sent back to KI directly with an explanation of disapproval. A Special Finish Number (SFN) will be assigned to this finish sample for future reference or reorders

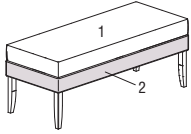
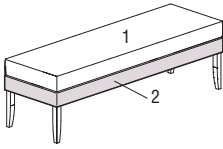


INFORMATION

Warranty
Refer to KI Terms & Conditions document
or visit ki.com

Neena™

Benches

MODEL	Features	COM	MODEL NUMBER					Approx. Packaged Weight
			Basic Model	Non-Contrast or Fabric Contrast 1	Fabric Contrast 2	Wood Finish	Fire Code	
 <p>Bench - 48"</p> <ul style="list-style-type: none"> 1 = Seat cushion (Fabric Contrast 1) C.O.M. = 1.5 yd 2 = Seat border (Fabric Contrast 2) C.O.M. = 1.5 yd 	Non-contrast	2 yd	7948/NC	□□□□		□□□	□□□	43.0#
	Contrast		7948/FC	□□□□	□□□□	□□□	□□□	43.0#
 <p>Bench - 60"</p> <ul style="list-style-type: none"> 1 = Seat cushion (Fabric Contrast 1) C.O.M. = 1.75 yd 2 = Seat border (Fabric Contrast 2) C.O.M. = 1.75 yd 	Non-contrast	2.75 yd	7960/NC	□□□□		□□□	□□□	55.0#
	Contrast		7960/FC	□□□□	□□□□	□□□	□□□	55.0#

A **B** **C** **D** **E**

HOW TO ORDER

Indicate the following information on order form:

- Quantity of each item.
- Model number, including options. See "How To Build a Model Number".
- Any special service required.

Note: • The □ indicates that a choice is required.

- The absence of the □ indicates that no choice is required.
- Alpha-numeric characters in place of □ indicate that no other alternatives are available.

HOW TO BUILD A MODEL NUMBER

- A** Select basic model.
- B** Select non-contrast or fabric contrast 1.
Refer to color addendum at ki.com or KI Fabrics & Finishes binder.
- C** Select fabric contrast 2.
Refer to color addendum at ki.com or KI Fabrics & Finishes binder.
- D** Select wood finish color.
Refer to color addendum at ki.com or KI Fabrics & Finishes binder.
For Kensington Maple add upcharge.
- E** Select fire code.

NFR	- Compliance to TB 117-2013
FR	- Compliance to TB 133

 See pricing column for TB133 upcharge.

KENSINGTON MAPLE UPCHARGE

Kensington Maple requires extended leadtimes.

Model	
7948/NC	\$32
7948/FC	\$32
7960/NC	\$32
7960/FC	\$32



Grade C.O.M.	Grade C	Grade D	Grade E & C.O.L.	Grade F	Grade G	Grade H	Grade I	Grade J	Grade K	Grade L Leather	Grade M Leather	TB133 add to list price
\$ 980	\$ 996	\$ 1028	\$ 1064	\$ 1093	\$ 1144	\$ 1193	\$ 1301	\$ 1430	\$ 1559	\$ 1686	\$ 1946	\$ 181
1045	1064	1096	1133	1160	1212	1262	1367	1498	1627	1756	2014	181
\$ 1045	\$ 1061	\$ 1097	\$ 1134	\$ 1167	\$ 1213	\$ 1263	\$ 1375	\$ 1506	\$ 1635	\$ 1763	\$ 2019	\$ 245
1115	1129	1166	1202	1235	1282	1332	1444	1573	1702	1830	2089	245

INFORMATION

C.O.M. Requirements

C.O.M. yardage requirements listed above are based on plain goods 54" wide. If less than 54" wide or fabrics requiring matching (stripes, plaids, prints, large patterns), additional yardage will be needed. Consult C.O.M. matrix on the Ordering C.O.M. and C.O.L. page for additional yardage needed. For C.O.M. fabric sent to KI-High Point on multiple rolls, add an additional yard of fabric per roll to the yardage requirements.

C.O.L. Requirements

Figure 18 sq. ft. of leather (C.O.L.) for each yard shown (i.e., 4.75 x 18 = 85.5 sq. ft.).

Minimum Fabric/Leather Quantity

Minimum order for fabric is 1 yard. Minimum order for leather is 1 hide (approximately 50 sq. ft.).

California TB133 Fire Safety Code

The above seating products can be

manufactured using the appropriate flame-retardant materials and fabric selections for compliance to California Technical Bulletin 133. Please contact KI customer service for fabric compliance. Not available with moisture barrier.

Construction

Frames of kiln-dried hardwood. Cushioning of multiple densities of polyurethane foam and Dacron fiber. Attached seat.

SPECIAL SERVICES

Special Carton Marking

With specially marked information N/C

Shipping

Shipped assembled unless replacement parts which ship k.d. freight prepaid High Point, North Carolina 27263 factory. Freight class #175.

Specifications and prices are subject to change without prior notice.

Relax™

General Information



Lounge Chair

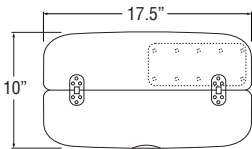


Lounge Chair w/Tablet Arm

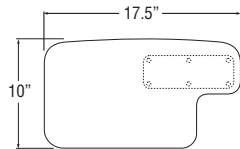
General Dimensions

Seat width	24"	24"
Seat depth	19"	19"
Seat height	18-1/2"	18-1/2"
Arm width		5"
Arm height	26"	26"
Overall Dimensions		
Width	24"	29"
Depth	27"	31"
Height	35-1/2"	35-1/2"

Tablet Arm Options



Veneer Folding Tablet



One-Piece Laminate Tablet

UPHOLSTERY INFORMATION

C.O.M. Fabric

For C.O.M. fabric sent to KI-High Point on multiple rolls, add an additional yard of fabric per roll to the yardage requirements. Multiple rolls have shorter pieces of fabric on them and do not allow nesting and stacking of the fabric to achieve the best yield as is done with one large roll. This results in yardage shortages and requests for additional fabric from the client, which can hold up the order. For each roll that is sent, one yard needs to be added and needs to be added to one of the rolls, not separately.

Fabric Disclaimer

Fabric will be applied as swatched by the fabric manufacturer. Fabric that is required to be applied differently than is swatched will need a Special Cost Request written specifying the direction the fabric is to be applied. The posted standard lead time will apply to the Special Cost Request.

TABLET ARM OPTIONS

All tablets can be done on any tablet chair except RELAX. Relax has two tablet options.

Veneer Folding Tablet (see graphic above) available left-side facing only. Tablet constructed of maple wood veneer, 17.5" X 5" X .75", opening to a 17.5" x 10" x .75" work surface. Tablet hinges available in brushed nickel only. Laminate not available on folding tablet.

One-Piece Laminate Tablet (see graphic above) is a Wilsonart Black 1595-60 laminate top with black edge T-molding, standard. Size 17.5" x 10" x .75". Specialty laminates and edge colors available on a "per quote" basis.

NOTE: The tablet arm pad on the Relax™ model 613T will be upholstered in the same fabric as the seat, standard.

FINISH INFORMATION

SPECIAL FINISH MATCHES

KI can match special finish requests at an upcharge of \$68 List per item, up to 12 or a maximum charge of \$818 List per order per color. Special finish requests must be sent to your KI customer service representative.

Upon receipt from KI, the finishing department will prepare a "strike-off" which will be sent to the customer for approval.

The approval form accompanying the strike-off should be faxed to your KI customer service representative. Upon receipt of the signed approval form, KI will proceed with the order. Disapproved samples may be sent back to KI directly with an explanation of disapproval. A Special Finish Number (SFN) will be assigned to this finish sample for future reference or reorders



INFORMATION

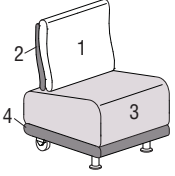
Warranty

Refer to KI Terms & Conditions document
or visit ki.com

Relax™

Lobby and Lounge Seating

		MODEL NUMBER									
Features	COM	Basic Model	Non-Contrast or Fabric Contrast 1	Fabric Contrast 2	Fabric Contrast 3	Fabric Contrast 4	Legs and/or Casters	Push Bar	Caster Color	Leg Color	
Non-contrast	3.25 yd	613/NC	□□□□				□□□□	□□□□□	□□□□	□□□□	
Contrast		613/FC	□□□□	□□□□	□□□□	□□□□	□□□□	□□□□□	□□□□	□□□□	
		A	B	C	D	E	F	G	H	I	



- RELX
Armless Chair
- 1 = Pillow back (Fabric Contrast 1)
C.O.M. = 1 yd
 - 2 = Outside back (Fabric Contrast 2)
C.O.M. = 1.25 yd
 - 3 = Seat body (Fabric Contrast 3)
C.O.M. = 1.5 yd
 - 4 = Seat border (Fabric Contrast 4)
C.O.M. = .5 yd

HOW TO ORDER

Indicate the following information on order form:
 1. Quantity of each item.
 2. Model number, including options. See "How To Build a Model Number".
 3. Any special service required.

Note: • The □ indicates that a choice is required.
 • The absence of the □ indicates that no choice is required.
 • Alpha-numeric characters in place of □ indicate that no other alternatives are available.

HOW TO BUILD A MODEL NUMBER

- A** Select basic model.
- B** Select non-contrast or fabric contrast 1.
Refer to color addendum at ki.com or KI Fabrics & Finishes binder.
- C** Select fabric contrast 2.
Refer to color addendum at ki.com or KI Fabrics & Finishes binder.
- D** Select fabric contrast 3.
Refer to color addendum at ki.com or KI Fabrics & Finishes binder.
- E** Select fabric contrast 4.
Refer to color addendum at ki.com or KI Fabrics & Finishes binder.
- F** Select legs and/or casters.
LFCR - Legs front, casters rear with push bar (standard)
LFR - Legs front and rear, no push bar; add \$62
- G** Select push bar.
PWTPB - Pewter push bar
SLVPB - Silver push bar
BLKPB - Black push bar
 Push bar available with rear casters only.
- H** Select caster color.
BKCST - Black casters
PWCST - Pewter casters
SLCST - Silver casters
 Caster color available on "LFCR" (front legs, rear casters) option only.
- I** Select leg color.
BLLG - Black leg color
PWLG - Pewter leg color
SLLG - Silver leg color



Approx. Packaged Weight	Grade C.O.M.	Grade C	Grade D	Grade E & C.O.L.	Grade F	Grade G	Grade H	Grade I	Grade J	Grade K	Grade L Leather	Grade M Leather
75.0#	\$ 1573	\$ 1600	\$ 1652	\$ 1709	\$ 1749	\$ 1825	\$ 1904	\$ 1998	\$ 2192	\$ 2387	\$ 2580	\$ 2968
75.0#	1628	1657	1705	1765	1804	1880	1958	2054	2247	2441	2636	3023

INFORMATION

TB133 \$414

C.O.M. Requirements

C.O.M. yardage requirements listed above are based on plain goods 54" wide. If less than 54" wide or fabrics requiring matching (stripes, plaids, prints, large patterns), additional yardage will be needed. Consult C.O.M. matrix on the Ordering C.O.M. and C.O.L. page for additional yardage needed. For C.O.M. fabric sent to KI-High Point on multiple rolls, add an additional yard of fabric per roll to the yardage requirements.

C.O.L. Requirements

Figure 18 sq. ft. of leather (C.O.L.) for each yard shown (i.e., 4.75 x 18 = 85.5 sq. ft.).

Contrasting Upholstery

When contrasting fabric is chosen, price at highest in-grade.

Minimum Fabric/Leather Quantity

Minimum order for fabric is 1 yard. Minimum order for leather is 1 hide (approximately 50 sq. ft).

California TB133 Fire Safety Code

The above seating products can be manufactured using the appropriate flame-retardant materials and fabric selections for compliance to California Technical Bulletin 133. Add "FR" to end of model number and add upcharge. Please contact KI customer service for fabric compliance. Not available with moisture barrier. Nano-Tex treatments can be used when TB133 is required.

Construction

Frames of kiln-dried hardwood veneer. Cushioning of multiple densities of polyurethane foam and dacron fiber. Arm pads upholstered in same fabric. Legs front, single wheel casters rear with push bar are standard. Legs, casters, push bars, tablet arms, and tablets in pewter finish - standard. Attached backs and seats.

SPECIAL SERVICES

Special Carton Marking

With specially marked information N/C


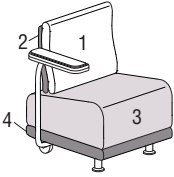
Shipping

Shipped **assembled freight prepaid f.o.b. High Point, North Carolina 27263** factory. Freight class #175.

Specifications and prices are subject to change without prior notice.

Relax™

Lobby and Lounge Seating

MODEL NUMBER											
Basic Model	Non-Contrast or Fabric Contrast 1	Fabric Contrast 2	Fabric Contrast 3	Fabric Contrast 4	Legs and/or Casters	Push Bar	Tablet Arm	Tablet Arm Color	Caster Color	Leg Color	
 <p>RELX Armless Chair w/Tablet Arm (Left Facing Only)-Non-Contrast 3.25yd</p> <ul style="list-style-type: none"> • Left facing = right-handed when seated 	613T/NC	□□□□				□□□□	□□□□□	□□□□	□□□□	□□□□	
 <p>RELX Armless Chair w/Tablet Arm (Left Side Facing Only)-Contrast</p> <ul style="list-style-type: none"> • 1 = Pillow back (Fabric Contrast 1) C.O.M. = 1 yd • 2 = Outside back (Fabric Contrast 2) C.O.M. = 1.25 yd • 3 = Seat body and arm pad on tablet (Fabric Contrast 3) C.O.M. = 2 yd • 4 = Seat border (Fabric Contrast 4) C.O.M. = 1 yd • Left facing = right-handed when seated 	613T/FC	□□□□	□□□□	□□□□	□□□□	□□□□□	□□□□□	□□□□	□□□□	□□□□	
	A	B	C	D	E	F	G	H	I	J	K

HOW TO ORDER

Indicate the following information on order form:

- Quantity of each item.
- Model number, including options. See "How To Build a Model Number".
- Any special service required.

Note: • The □ indicates that a choice is required.

- The absence of the □ indicates that no choice is required.
- Alpha-numeric characters in place of □ indicate that no other alternatives are available.

HOW TO BUILD A MODEL NUMBER

- A** Select basic model.
- B** Select non-contrast or fabric contrast 1. Refer to color addendum at ki.com or KI Fabrics & Finishes binder.
- C** Select fabric contrast 2. Refer to color addendum at ki.com or KI Fabrics & Finishes binder.
- D** Select fabric contrast 3. Refer to color addendum at ki.com or KI Fabrics & Finishes binder.
- E** Select fabric contrast 4. Refer to color addendum at ki.com or KI Fabrics & Finishes binder.
- F** Select legs and/or casters.
 - LFCR** - Legs front, casters rear with push bar (standard)
 - LFR** - Legs front and rear, no push bar; add \$62
- G** Select push bar.
 - PWTPB** - Pewter push bar
 - SLVPB** - Silver push bar
 - BLKPB** - Black push bar
 Push bar available with rear casters only.
- H** Select tablet arm option.
 - OP1** - One piece tablet, black laminate
 - STDRT** - Standard folding, veneer
- I** Select tablet arm powder coat color.
 - PWTTA** - Pewter tablet arm
 - SLVTA** - Silver tablet arm
 - BLKTA** - Black tablet arm
- J** Select caster color.
 - BKCST** - Black casters
 - PWCST** - Pewter casters
 - SLCST** - Silver casters
 Caster color available on "LFCR" (front legs, rear casters) option only.
- K** Select leg color.

- BLLG** - Black leg color
- PWLG** - Pewter leg color
- SLLG** - Silver leg color



Approx. Packaged Weight	Grade C.O.M.	Grade C	Grade D	Grade E & C.O.L.	Grade F	Grade G	Grade H	Grade I	Grade J	Grade K	Grade L Leather	Grade M Leather
88.0#	\$ 2237	\$ 2264	\$ 2305	\$ 2353	\$ 2390	\$ 2457	\$ 2525	\$ 2607	\$ 2776	\$ 2946	\$ 3113	\$ 3456

88.0#	\$ 2294	\$ 2318	\$ 2357	\$ 2409	\$ 2444	\$ 2513	\$ 2581	\$ 2662	\$ 2832	\$ 3001	\$ 3168	\$ 3511
-------	---------	---------	---------	---------	---------	---------	---------	---------	---------	---------	---------	---------

KENSINGTON MAPLE UPCHARGE

Kensington Maple requires extended leadtimes.

Model	
613T/NC	\$17
613T/FC	\$17

INFORMATION

TB133	\$414
-------	-------

C.O.M. Requirements

C.O.M. yardage requirements listed above are based on plain goods 54" wide. If less than 54" wide or fabrics requiring matching (stripes, plaids, prints, large patterns), additional yardage will be needed. Consult C.O.M. matrix on the Ordering C.O.M. and C.O.L. page for additional yardage needed. For C.O.M. fabric sent to KI-High Point on multiple rolls, add an additional yard of fabric per roll to the yardage requirements.

C.O.L. Requirements

Figure 18 sq. ft. of leather (C.O.L.) for each

yard shown (i.e., 4.75 x 18 = 85.5 sq. ft.).

Contrasting Upholstery

When contrasting fabric is chosen, price at highest in-grade.

Minimum Fabric/Leather Quantity

Minimum order for fabric is 1 yard. Minimum order for leather is 1 hide (approximately 50 sq. ft).

California TB133 Fire Safety Code

The above seating products can be manufactured using the appropriate flame-retardant materials and fabric selections for compliance to California Technical Bulletin 133. Add "FR" to end of model number and add upcharge. Please contact KI customer service for fabric compliance. Not available with moisture barrier. Nano-Tex treatments can be used when TB133 is required.

Construction

Frames of kiln-dried hardwood veneer. Cushioning of multiple densities of poly-

urethane foam and dacron fiber. Arm pads upholstered in same fabric. Legs front, single wheel casters rear with push bar are standard. Legs, casters, push bars, tablet arms, and tablets in pewter finish - standard. Attached backs and seats.

Tablet Arm

See General Information page for 'Tablet Arm Specifications'.

SPECIAL SERVICES

Special Carton Marking

With specially marked information N/C

Shipping

Shipped assembled freight prepaid f.o.b. High Point, North Carolina 27263 factory. Freight class #175.

Specifications and prices are subject to change without prior notice.

Sela™

General Information



Lounge Chair - Metal and Wood Base (1323)



Loveseat - Metal and Wood Base (1333)



Sofa - Metal and Wood Base (1343)



Lounge Chair and a Half (1223)



Lounge Chair with Tablet Arm - Metal and Wood Base (1313T)



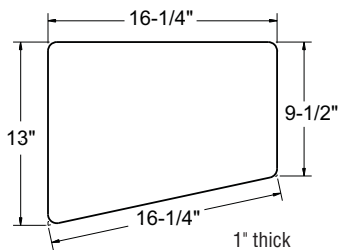
Ottoman (1220)

General Dimensions

Seat width	22-3/4"	46-1/2"	69-1/2"	26"	22-3/4"	24"
Seat depth	20-1/2"	20-1/2"	20-1/2"	22"	20-1/2"	20"
Seat height	17-3/4"	17-3/4"	17-3/4"	18-1/4"	17-3/4"	18"
Arm width	3-1/2 - 7"	3-1/2 - 7"	3-1/2 - 7"	5 - 9"	3-1/2 - 7"	
Arm height	23"	23"	23"	24-3/4"	23"	

Overall Dimensions

Width	32"	55"	78"	38"	32"	
Depth	33-1/2"	33-1/2"	33-1/2"	38-1/4"	33-1/2"	
Height	28-1/4"	28-1/4"	28"	31"	28-1/4"	
Tablet width					16-1/4"	
Tablet depth (side 1)					13"	
Tablet depth (side 2)					9-1/2"	
Tablet thickness					1"	



Sela Tablet

UPHOLSTERY INFORMATION

C.O.M. Fabric

For C.O.M. fabric sent to KI-High Point on multiple rolls, add an additional yard of fabric per roll to the yardage requirements. Multiple rolls have shorter pieces of fabric on them and do not allow nesting and stacking of the fabric to achieve the best yield as is done with one large roll. This results in yardage shortages and requests for additional fabric from the client, which can delay an order. For each roll that is sent, one yard needs to be added to one of the rolls, not separately.

Fabric Disclaimer

Fabric will be applied as swatched by the fabric manufacturer. Fabric that is required to be applied differently than is swatched will need a Special Cost Request written specifying the direction the fabric is to be applied. The posted standard lead time will apply to the Special Cost Request.

Frame

Seat frames are constructed of 3/4" laminated hardwood plywood that is CNC cut with 5/4 maple cross rails. Ottomans are constructed of 3/4" laminated hardwood plywood. All mainframe joints are doubled doweled and glued. Stress points are further reinforced with the use of glue blocks that are stapled or screwed in place. The arms are constructed of 1/2", 3/4", and 1" laminated hardwood plywood.

Sled Base

Legs are constructed of 1" O.D. x 16-gauge round steel tubing welded to a 14-gauge steel mounting plate and secured to the frame with 16 #10 x 1.5" steel pan head wood screws.

Wood Frame

Wood base is 12/4 kiln dried beech hardwood with a moisture content of 6% - 8%. Wood base joints are mortise and tenon and dowel construction. Oversized corner blocks are glued and attached with screws

and staples to secure.

Wood Armcap

Wood armcaps are 12/4 kiln dried beech hardwood with a moisture content of 6% - 8%. Wood armcaps are attached with compression dowel construction.

Seat and Back Suspension

The seat is constructed with stretch strap webbing, inner woven and stapled into position. Both seats and backs are covered with a layer of FLW (reinforced non-woven fiber) on top.

Foam

The back foam is 3" thick and contour cut for consistency. The seat foam is 6" thick. A .5" super soft wrap covers the front and top of the seat. The arm foam varies from from 1.25" thick to .5" thick.

Tablet Arm

Left-facing tablet is standard. Right facing (left-handed) tablet is available if specified.

FINISH INFORMATION

SPECIAL FINISH MATCHES

KI can match special finish requests at an upcharge of \$68 List per item, up to 12 or a maximum charge of \$818 List per order per color. Special finish requests must be sent to your KI customer service representative.

Upon receipt from KI, the finishing department will prepare a "strike-off" which will be sent to the customer for approval.

The approval form accompanying the strike-off should be faxed to your KI customer service representative. Upon receipt of the signed approval form, KI will proceed with the order. Disapproved samples may be sent back to KI directly with an explanation of disapproval. A Special Finish Number (SFN) will be assigned to this finish sample for future reference or reorders



Table
(Open on 2 Sides with
Septum Down Middle)



Cube Table
(Fully Enclosed)

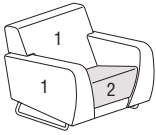
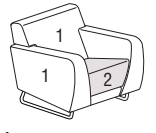
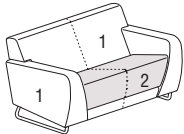
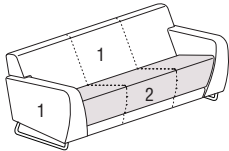

INFORMATION

Warranty

Refer to KI Terms & Conditions document or visit ki.com.

Sela™

Lobby and Lounge Seating

MODEL	Features	COM	MODEL NUMBER								
			Basic Model	Non-Contrast or Fabric Contrast 1	Fabric Contrast 2	Base Finish	Moisture Barrier	Arm Cap	Wood Arm Finish	Glide Option	
 <p>Chair and a Half • 1 = Back, arms, front border (Fabric Contrast 1) C.O.M. = 4.75 yd • 2 = Seat (Fabric Contrast 2) C.O.M. = 1.5 yd</p>	Non-contrast	6 yd	1223/NC	<input type="checkbox"/> <input type="checkbox"/> <input type="checkbox"/> <input type="checkbox"/>			<input type="checkbox"/> <input type="checkbox"/>	<input type="checkbox"/> <input type="checkbox"/>	<input type="checkbox"/> <input type="checkbox"/>	<input type="checkbox"/> <input type="checkbox"/>	<input type="checkbox"/> <input type="checkbox"/>
	Contrast		1223/FC	<input type="checkbox"/> <input type="checkbox"/> <input type="checkbox"/> <input type="checkbox"/>	<input type="checkbox"/> <input type="checkbox"/> <input type="checkbox"/> <input type="checkbox"/>		<input type="checkbox"/> <input type="checkbox"/>	<input type="checkbox"/> <input type="checkbox"/>	<input type="checkbox"/> <input type="checkbox"/>	<input type="checkbox"/> <input type="checkbox"/>	<input type="checkbox"/> <input type="checkbox"/>
SELA											
 <p>Lounge Chair • 1 = Back, arms, front border (Fabric Contrast 1) C.O.M. = 4 yd • 2 = Seat (Fabric Contrast 2) C.O.M. = 1.25 yd</p>	Non-contrast	5 yd	1323/NC	<input type="checkbox"/> <input type="checkbox"/> <input type="checkbox"/> <input type="checkbox"/>			<input type="checkbox"/> <input type="checkbox"/>	<input type="checkbox"/> <input type="checkbox"/>	<input type="checkbox"/> <input type="checkbox"/>	<input type="checkbox"/> <input type="checkbox"/>	<input type="checkbox"/> <input type="checkbox"/>
	Contrast		1323/FC	<input type="checkbox"/> <input type="checkbox"/> <input type="checkbox"/> <input type="checkbox"/>	<input type="checkbox"/> <input type="checkbox"/> <input type="checkbox"/> <input type="checkbox"/>		<input type="checkbox"/> <input type="checkbox"/>	<input type="checkbox"/> <input type="checkbox"/>	<input type="checkbox"/> <input type="checkbox"/>	<input type="checkbox"/> <input type="checkbox"/>	<input type="checkbox"/> <input type="checkbox"/>
SELA											
 <p>Loveseat • 1 = Back, arms, front border (Fabric Contrast 1) C.O.M. = 5.5 yd • 2 = Seat (Fabric Contrast 2) C.O.M. = 1.75 yd</p>	Non-contrast	7.25 yd	1333/NC	<input type="checkbox"/> <input type="checkbox"/> <input type="checkbox"/> <input type="checkbox"/>			<input type="checkbox"/> <input type="checkbox"/>	<input type="checkbox"/> <input type="checkbox"/>	<input type="checkbox"/> <input type="checkbox"/>	<input type="checkbox"/> <input type="checkbox"/>	<input type="checkbox"/> <input type="checkbox"/>
	Contrast		1333/FC	<input type="checkbox"/> <input type="checkbox"/> <input type="checkbox"/> <input type="checkbox"/>	<input type="checkbox"/> <input type="checkbox"/> <input type="checkbox"/> <input type="checkbox"/>		<input type="checkbox"/> <input type="checkbox"/>	<input type="checkbox"/> <input type="checkbox"/>	<input type="checkbox"/> <input type="checkbox"/>	<input type="checkbox"/> <input type="checkbox"/>	<input type="checkbox"/> <input type="checkbox"/>
SELA											
 <p>Sofa • 1 = Back, arms, front border (Fabric Contrast 1) C.O.M. = 6.75 yd • 2 = Seat (Fabric Contrast 2) C.O.M. = 2.75 yd</p>	Non-contrast	9.5 yd	1343/NC	<input type="checkbox"/> <input type="checkbox"/> <input type="checkbox"/> <input type="checkbox"/>			<input type="checkbox"/> <input type="checkbox"/>	<input type="checkbox"/> <input type="checkbox"/>	<input type="checkbox"/> <input type="checkbox"/>	<input type="checkbox"/> <input type="checkbox"/>	<input type="checkbox"/> <input type="checkbox"/>
	Contrast		1343/FC	<input type="checkbox"/> <input type="checkbox"/> <input type="checkbox"/> <input type="checkbox"/>	<input type="checkbox"/> <input type="checkbox"/> <input type="checkbox"/> <input type="checkbox"/>		<input type="checkbox"/> <input type="checkbox"/>	<input type="checkbox"/> <input type="checkbox"/>	<input type="checkbox"/> <input type="checkbox"/>	<input type="checkbox"/> <input type="checkbox"/>	<input type="checkbox"/> <input type="checkbox"/>
SELA											
 <p>Ottoman</p>	Non-contrast	1 yd	1220/NC	<input type="checkbox"/> <input type="checkbox"/> <input type="checkbox"/> <input type="checkbox"/>			<input type="checkbox"/> <input type="checkbox"/>			<input type="checkbox"/> <input type="checkbox"/>	
SELA											

A **B** **C** **D** **E** **F** **G** **H**

HOW TO ORDER

Indicate the following information on order form:

- Quantity of each item.
- Model number, including options. See "How To Build a Model Number".
- Any special service required.

Note: • The indicates that a choice is required.

- The absence of the indicates that no choice is required.
- Alpha-numeric characters in place of indicate that no other alternatives are available.

HOW TO BUILD A MODEL NUMBER

A Select basic model.

B Select non-contrast or fabric contrast 1. Refer to color addendum at ki.com or KI Fabrics & Finishes binder.

C Select fabric contrast 2. Refer to color addendum at ki.com or KI Fabrics & Finishes binder.

D Select base finish color. Chrome is standard but can be finished in any standard KI powdercoat, no additional upcharge. Refer to color addendum at ki.com or KI Fabrics & Finishes binder.

E Select moisture barrier.
MB - Moisture barrier
NMB - No moisture barrier
 See pricing column for moisture barrier upcharge.

F Select armcaps.

NAC - No armcap
WAC - Wood armcaps (pair); add \$294

G Select wood armcap finish color. Refer to color addendum at ki.com or KI Fabrics & Finishes binder. For Kensington Maple add upcharge.

H Select glide option.

NGL - No glides
GNL - Nylon glides (cream color); add \$5



Approx. Packaged Weight	Grade C.O.M.	Grade C	Grade D	Grade E & C.O.L.	Grade F	Grade G	Grade H	Grade I	Grade J	Grade K	Grade L Leather	Grade M Leather	Moisture Barrier add to list price
100.0#	\$ 1785	\$ 2046	\$ 2114	\$ 2194	\$ 2251	\$ 2359	\$ 2469	\$ 2603	\$ 2875	\$ 3146	\$ 3419	\$ 3961	\$ 224
100.0#	1843	2101	2169	2252	2305	2414	2522	2658	2931	3202	3473	4018	224
80.0#	\$ 1479	\$ 1674	\$ 1725	\$ 1785	\$ 1827	\$ 1908	\$ 1991	\$ 2093	\$ 2297	\$ 2501	\$ 2704	\$ 3113	\$ 207
80.0#	1536	1730	1781	1843	1883	1964	2048	2150	2355	2556	2760	3169	207
110.0#	\$ 2000	\$ 2281	\$ 2356	\$ 2443	\$ 2502	\$ 2620	\$ 2738	\$ 2884	\$ 3180	\$ 3473	\$ 3769	\$ 4357	\$ 229
110.0#	2085	2365	2439	2528	2586	2704	2822	2968	3263	3558	3852	4442	229
144.0#	\$ 2488	\$ 2856	\$ 2954	\$ 3067	\$ 3145	\$ 3298	\$ 3455	\$ 3644	\$ 4032	\$ 4417	\$ 4803	\$ 5573	\$ 259
144.0#	2597	2963	3060	3175	3251	3405	3560	3752	4135	4524	4908	5680	259
50.0#	\$ 747	\$ 789	\$ 801	\$ 815	\$ 824	\$ 843	\$ 860	\$ 883	\$ 927	\$ 974	\$ 1018	\$ 1107	\$ 166

KENSINGTON MAPLE UPCHARGE

Kensington Maple requires extended leadtimes.

Model			
1223/NC	\$32	1223WB/NC	\$39
1223/FC	\$32	1223WB/FC	\$39
1323/NC	\$32	1323WB/NC	\$42
1323/FC	\$32	1323WB/FC	\$42
1333/NC	\$32	1333WB/NC	\$47
1333/FC	\$32	1333WB/FC	\$47
1343/NC	\$32	1343WB/NC	\$57
1343/FC	\$32	1343WB/FC	\$57
1313T/NC	\$32	1313TWB/NC	\$39
1313T/FC	\$32	1313TWB/FC	\$39

SPECIAL SERVICES

Special Carton Marking

With specially marked information N/C

Shipping

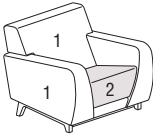

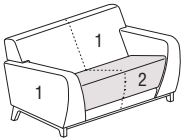
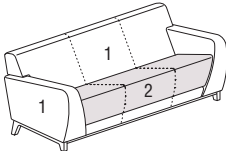
Shipped **assembled freight prepaid f.o.b. High Point, North Carolina 27263** factory. Freight class #175.

Specifications and prices are subject to change without notice.

Specifications and prices are subject to change without prior notice.

Sela™

Lobby and Lounge Seating

	MODEL	Features	COM	MODEL NUMBER					
				Basic Model	Non-Contrast or Fabric Contrast 1	Fabric Contrast 2	Moisture Barrier	Wood Finish	Arm Cap
	Chair and a Half Wood Base • 1 = Back, arms, front border (Fabric Contrast 1) C.O.M. = 4.75 yd • 2 = Seat (Fabric Contrast 2) C.O.M. = 1.5 yd	Non-contrast	6 yd	1223WB/NC	<input type="checkbox"/> <input type="checkbox"/> <input type="checkbox"/> <input type="checkbox"/>		<input type="checkbox"/> <input type="checkbox"/> <input type="checkbox"/>	<input type="checkbox"/> <input type="checkbox"/> <input type="checkbox"/>	<input type="checkbox"/> <input type="checkbox"/> <input type="checkbox"/>
		Contrast		1223WB/FC	<input type="checkbox"/> <input type="checkbox"/> <input type="checkbox"/> <input type="checkbox"/>	<input type="checkbox"/> <input type="checkbox"/> <input type="checkbox"/> <input type="checkbox"/>	<input type="checkbox"/> <input type="checkbox"/> <input type="checkbox"/>	<input type="checkbox"/> <input type="checkbox"/> <input type="checkbox"/>	<input type="checkbox"/> <input type="checkbox"/> <input type="checkbox"/>
SELA									
	Lounge Chair Wood Base • 1 = Back, arms, front border (Fabric Contrast 1) C.O.M. = 4 yd • 2 = Seat (Fabric Contrast 2) C.O.M. = 1.25 yd	Non-contrast	5 yd	1323WB/NC	<input type="checkbox"/> <input type="checkbox"/> <input type="checkbox"/> <input type="checkbox"/>		<input type="checkbox"/> <input type="checkbox"/> <input type="checkbox"/>	<input type="checkbox"/> <input type="checkbox"/> <input type="checkbox"/>	<input type="checkbox"/> <input type="checkbox"/> <input type="checkbox"/>
		Contrast		1323WB/FC	<input type="checkbox"/> <input type="checkbox"/> <input type="checkbox"/> <input type="checkbox"/>	<input type="checkbox"/> <input type="checkbox"/> <input type="checkbox"/> <input type="checkbox"/>	<input type="checkbox"/> <input type="checkbox"/> <input type="checkbox"/>	<input type="checkbox"/> <input type="checkbox"/> <input type="checkbox"/>	<input type="checkbox"/> <input type="checkbox"/> <input type="checkbox"/>
SELA									
	Loveseat Wood Base • 1 = Back, arms, front border (Fabric Contrast 1) C.O.M. = 5.5 yd • 2 = Seat (Fabric Contrast 2) C.O.M. = 1.75 yd	Non-contrast	7.25 yd	1333WB/NC	<input type="checkbox"/> <input type="checkbox"/> <input type="checkbox"/> <input type="checkbox"/>		<input type="checkbox"/> <input type="checkbox"/> <input type="checkbox"/>	<input type="checkbox"/> <input type="checkbox"/> <input type="checkbox"/>	<input type="checkbox"/> <input type="checkbox"/> <input type="checkbox"/>
		Contrast		1333WB/FC	<input type="checkbox"/> <input type="checkbox"/> <input type="checkbox"/> <input type="checkbox"/>	<input type="checkbox"/> <input type="checkbox"/> <input type="checkbox"/> <input type="checkbox"/>	<input type="checkbox"/> <input type="checkbox"/> <input type="checkbox"/>	<input type="checkbox"/> <input type="checkbox"/> <input type="checkbox"/>	<input type="checkbox"/> <input type="checkbox"/> <input type="checkbox"/>
SELA									
	Sofa Wood Base • 1 = Back, arms, front border (Fabric Contrast 1) C.O.M. = 6.75 yd • 2 = Seat (Fabric Contrast 2) C.O.M. = 2.75 yd	Non-contrast	9.5 yd	1343WB/NC	<input type="checkbox"/> <input type="checkbox"/> <input type="checkbox"/> <input type="checkbox"/>		<input type="checkbox"/> <input type="checkbox"/> <input type="checkbox"/>	<input type="checkbox"/> <input type="checkbox"/> <input type="checkbox"/>	<input type="checkbox"/> <input type="checkbox"/> <input type="checkbox"/>
		Contrast		1343WB/FC	<input type="checkbox"/> <input type="checkbox"/> <input type="checkbox"/> <input type="checkbox"/>	<input type="checkbox"/> <input type="checkbox"/> <input type="checkbox"/> <input type="checkbox"/>	<input type="checkbox"/> <input type="checkbox"/> <input type="checkbox"/>	<input type="checkbox"/> <input type="checkbox"/> <input type="checkbox"/>	<input type="checkbox"/> <input type="checkbox"/> <input type="checkbox"/>
SELA									

A **B** **C** **D** **E** **F**

HOW TO ORDER

Indicate the following information on order form:

- Quantity of each item.
- Model number, including options. See "How To Build a Model Number".
- Any special service required.

Note: • The indicates that a choice is required.

- The absence of the indicates that no choice is required.
- Alpha-numeric characters in place of indicate that no other alternatives are available.

HOW TO BUILD A MODEL NUMBER

WAC - Wood armcaps; add \$294

- A** Select basic model.
- B** Select non-contrast or fabric contrast 1.
Refer to color addendum at ki.com or KI Fabrics & Finishes binder.
- C** Select fabric contrast 2.
Refer to color addendum at ki.com or KI Fabrics & Finishes binder.
- D** Select moisture barrier.

NMB	- No moisture barrier
MB	- Moisture barrier

 See pricing column for moisture barrier upcharge.
- E** Select wood finish color.
Refer to color addendum at ki.com or KI Fabrics & Finishes binder.
For Kensington Maple add upcharge.
- F** Select armcaps.

NAC	- No armcap
------------	-------------



Approx. Packaged Weight	Grade C.O.M.	Grade C	Grade D	Grade E & C.O.L.	Grade F	Grade G	Grade H	Grade I	Grade J	Grade K	Grade L Leather	Grade M Leather	Moisture Barrier add to list price
100.0#	\$ 2182	\$ 2440	\$ 2509	\$ 2589	\$ 2646	\$ 2753	\$ 2863	\$ 2998	\$ 3269	\$ 3541	\$ 3813	\$ 4358	\$ 224
100.0#	2237	2497	2566	2647	2701	2809	2919	3054	3326	3599	3870	4414	224
80.0#	\$ 1874	\$ 2067	\$ 2118	\$ 2179	\$ 2221	\$ 2302	\$ 2384	\$ 2484	\$ 2690	\$ 2892	\$ 3097	\$ 3506	\$ 207
80.0#	1931	2124	2173	2235	2276	2359	2440	2541	2747	2949	3153	3563	207
110.0#	\$ 2485	\$ 2767	\$ 2839	\$ 2929	\$ 2987	\$ 3106	\$ 3224	\$ 3369	\$ 3666	\$ 3959	\$ 4253	\$ 4843	\$ 229
110.0#	2572	2851	2925	3013	3072	3190	3308	3456	3750	4044	4338	4928	229
144.0#	\$ 3085	\$ 3453	\$ 3548	\$ 3664	\$ 3741	\$ 3894	\$ 4048	\$ 4241	\$ 4627	\$ 5012	\$ 5398	\$ 6168	\$ 259
144.0#	3192	3558	3654	3771	3846	4001	4156	4358	4732	5118	5504	6275	259

KENSINGTON MAPLE UPCHARGE

Kensington Maple requires extended leadtimes.

Model

1223/NC	\$32	1223WB/NC	\$39
1223/FC	\$32	1223WB/FC	\$39
1323/NC	\$32	1323WB/NC	\$42
1323/FC	\$32	1323WB/FC	\$42
1333/NC	\$32	1333WB/NC	\$47
1333/FC	\$32	1333WB/FC	\$47
1343/NC	\$32	1343WB/NC	\$57
1343/FC	\$32	1343WB/FC	\$57
1313T/NC	\$32	1313TWB/NC	\$39
1313T/FC	\$32	1313TWB/FC	\$39

SPECIAL SERVICES

Special Carton Marking

With specially marked information N/C

Shipping

Shipped **assembled freight prepaid f.o.b. High Point, North Carolina 27263** factory. Freight class #175.

Specifications and prices are subject to change without prior notice.



Approx. Packaged Weight	Grade C.O.M.	Grade C	Grade D	Grade E & C.O.L.	Grade F	Grade G	Grade H	Grade I	Grade J	Grade K	Grade L Leather	Grade M Leather	Moisture Barrier add to list price
80.0#	\$ 1751	\$ 1945	\$ 1995	\$ 2056	\$ 2098	\$ 2179	\$ 2261	\$ 2363	\$ 2568	\$ 2770	\$ 2975	\$ 3384	\$ 207
80.0#	1808	2000	2052	2114	2155	2235	2318	2419	2624	2826	3031	3437	207

INFORMATION

Tablet Shape

Refer to General Information page for tablet shape and dimensions.

MOISTURE BARRIER UPCHARGE

To order with moisture barrier add /MB to the model number and add upcharge.

KENSINGTON MAPLE UPCHARGE

Kensington Maple requires extended leadtimes.

Model			
1223/NC	\$32	1223WB/NC	\$39
1223/FC	\$32	1223WB/FC	\$39
1323/NC	\$32	1323WB/NC	\$42
1323/FC	\$32	1323WB/FC	\$42
1333/NC	\$32	1333WB/NC	\$47
1333/FC	\$32	1333WB/FC	\$47
1343/NC	\$32	1343WB/NC	\$57
1343/FC	\$32	1343WB/FC	\$57
1313T/NC	\$32	1313TWB/NC	\$39
1313T/FC	\$32	1313TWB/FC	\$39

SPECIAL SERVICES

Special Carton Marking

With specially marked information N/C

Shipping

Shipped **assembled freight prepaid f.o.b. High Point, North Carolina 27263** factory. Freight class #175.

Specifications and prices are subject to change without notice.

Specifications and prices are subject to change without prior notice.



Approx. Packaged Weight	Grade C.O.M.	Grade C	Grade D	Grade E & C.O.L.	Grade F	Grade G	Grade H	Grade I	Grade J	Grade K	Grade L Leather	Grade M Leather	Moisture Barrier add to list price
80.0#	\$ 2145	\$ 2340	\$ 2392	\$ 2451	\$ 2492	\$ 2575	\$ 2656	\$ 2758	\$ 2963	\$ 3167	\$ 3369	\$ 3778	\$ 207
80.0#	2202	2396	2447	2509	2547	2631	2713	2815	3019	3223	3426	3833	207

INFORMATION
Tablet Shape

Refer to General Information page for tablet shape and dimensions.

MOISTURE BARRIER UPCHARGE

To order with moisture barrier add /MB to the model number and add upcharge.

KENSINGTON MAPLE UPCHARGE

Kensington Maple requires extended leadtimes.

Model

1223/NC	\$32	1223WB/NC	\$39
1223/FC	\$32	1223WB/FC	\$39
1323/NC	\$32	1323WB/NC	\$42
1323/FC	\$32	1323WB/FC	\$42
1333/NC	\$32	1333WB/NC	\$47
1333/FC	\$32	1333WB/FC	\$47
1343/NC	\$32	1343WB/NC	\$57
1343/FC	\$32	1343WB/FC	\$57
1313T/NC	\$32	1313TWB/NC	\$39
1313T/FC	\$32	1313TWB/FC	\$39

SPECIAL SERVICES
Special Carton Marking

With specially marked information N/C

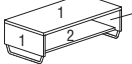



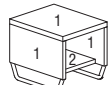

Shipping

Shipped **assembled freight prepaid f.o.b. High Point, North Carolina 27263** factory. Freight class #175.

Specifications and prices are subject to change without prior notice.

Sela™

Tables

	MODEL	W x D x H	MODEL NUMBER						
			Basic Model	Primary Laminate Color (1)	Secondary Laminate Color (2)	Base Finish	Primary Edge Color (1)	Secondary Edge Color (2)	Glide Option
 SEFS	Rectangular Coffee Table • Open from 2 sides with a septum down the middle separating the sides	48 x 20 x 15"	1350	<input type="checkbox"/> <input type="checkbox"/> <input type="checkbox"/> <input type="checkbox"/>	<input type="checkbox"/> <input type="checkbox"/> <input type="checkbox"/> <input type="checkbox"/>	<input type="checkbox"/> <input type="checkbox"/>	<input type="checkbox"/> <input type="checkbox"/> <input type="checkbox"/>	<input type="checkbox"/> <input type="checkbox"/>	<input type="checkbox"/> <input type="checkbox"/>
 SEFS	Square Coffee Table • Open from 2 sides with a septum down the middle separating the sides	36 x 36 x 15"	1360	<input type="checkbox"/> <input type="checkbox"/> <input type="checkbox"/> <input type="checkbox"/>	<input type="checkbox"/> <input type="checkbox"/> <input type="checkbox"/> <input type="checkbox"/>	<input type="checkbox"/> <input type="checkbox"/>	<input type="checkbox"/> <input type="checkbox"/> <input type="checkbox"/>	<input type="checkbox"/> <input type="checkbox"/>	<input type="checkbox"/> <input type="checkbox"/>
 SEFS	Rectangular End Table • Open from 2 sides with a septum down the middle separating the sides	15 x 18 x 18"	1351	<input type="checkbox"/> <input type="checkbox"/> <input type="checkbox"/> <input type="checkbox"/>	<input type="checkbox"/> <input type="checkbox"/> <input type="checkbox"/> <input type="checkbox"/>	<input type="checkbox"/> <input type="checkbox"/>	<input type="checkbox"/> <input type="checkbox"/> <input type="checkbox"/>	<input type="checkbox"/> <input type="checkbox"/>	<input type="checkbox"/> <input type="checkbox"/>
 SEFS	Square End Table • Open from 2 sides with a septum down the middle separating the sides	18 x 18 x 18"	1361	<input type="checkbox"/> <input type="checkbox"/> <input type="checkbox"/> <input type="checkbox"/>	<input type="checkbox"/> <input type="checkbox"/> <input type="checkbox"/> <input type="checkbox"/>	<input type="checkbox"/> <input type="checkbox"/>	<input type="checkbox"/> <input type="checkbox"/> <input type="checkbox"/>	<input type="checkbox"/> <input type="checkbox"/>	<input type="checkbox"/> <input type="checkbox"/>
 SEFS	Rectangular Lamp Table • Open from 2 sides with a septum down the middle separating the sides	15 x 18 x 15"	1352	<input type="checkbox"/> <input type="checkbox"/> <input type="checkbox"/> <input type="checkbox"/>	<input type="checkbox"/> <input type="checkbox"/> <input type="checkbox"/> <input type="checkbox"/>	<input type="checkbox"/> <input type="checkbox"/>	<input type="checkbox"/> <input type="checkbox"/> <input type="checkbox"/>	<input type="checkbox"/> <input type="checkbox"/>	<input type="checkbox"/> <input type="checkbox"/>
 SEFS	Square Lamp Table • Open from 2 sides with a septum down the middle separating the sides	18 x 18 x 15"	1362	<input type="checkbox"/> <input type="checkbox"/> <input type="checkbox"/> <input type="checkbox"/>	<input type="checkbox"/> <input type="checkbox"/> <input type="checkbox"/> <input type="checkbox"/>	<input type="checkbox"/> <input type="checkbox"/>	<input type="checkbox"/> <input type="checkbox"/> <input type="checkbox"/>	<input type="checkbox"/> <input type="checkbox"/>	<input type="checkbox"/> <input type="checkbox"/>

A **B** **C** **D** **E** **F** **G**

HOW TO ORDER

Indicate the following information on order form:

- Quantity of each item.
- Model number, including options. See "How To Build a Model Number".
- Any special service required.

Note:

- The indicates that a choice is required.
- The absence of the indicates that no choice is required.
- Alpha-numeric characters in place of indicate that no other alternatives are available.

HOW TO BUILD A MODEL NUMBER

- A** Select basic model.
- B** Select primary laminate color. Primary laminate selection is for top, side panels and divider panel. Refer to color addendum at ki.com or KI Fabrics & Finishes binder.
- C** Select secondary laminate color. Secondary laminate selection is for bottom shelf. Refer to color addendum at ki.com or KI Fabrics & Finishes binder.
- D** Select base finish color. Chrome is standard but can be finished in any standard KI powdercoat, no additional upcharge. Refer to color addendum at ki.com or KI Fabrics & Finishes binder.
- E** Select primary edge color. Refer to color addendum at ki.com or KI Fabrics & Finishes binder.
- F** Select secondary edge color. Refer to color addendum at ki.com or KI Fabrics & Finishes binder.
- G** Select glide option.
- | | |
|------------|---------------------------------------|
| NG | - No sled glides |
| GNV | - Nylon glides (cream color); add \$5 |



Approx. Packaged Weight	Delivered Pricing
140.0#	\$ 1126

140.0#	\$ 1247
--------	---------

55.0#	\$ 882
-------	--------

55.0#	\$ 898
-------	--------

55.0#	\$ 808
-------	--------

55.0#	\$ 826
-------	--------

SPECIAL SERVICES

Special Carton Marking

With specially marked information N/C

Shipping

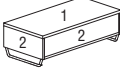





Shipped **assembled freight prepaid f.o.b. High Point, North Carolina 27263** factory. Freight class #175.

Specifications and prices are subject to change without notice.

Specifications and prices are subject to change without prior notice.

Sela™

Cube Tables

	MODEL	W x D x H	MODEL NUMBER						
			Basic Model	Primary Laminate Color (1)	Secondary Laminate Color (2)	Base Finish	Primary Edge Color (1)	Secondary Edge Color (2)	Glide Option
 SEFS	Rectangular Cube Coffee Table • Fully enclosed	48 x 20 x 15"	1350C	<input type="checkbox"/> <input type="checkbox"/> <input type="checkbox"/> <input type="checkbox"/>	<input type="checkbox"/> <input type="checkbox"/> <input type="checkbox"/> <input type="checkbox"/>	<input type="checkbox"/> <input type="checkbox"/>	<input type="checkbox"/> <input type="checkbox"/> <input type="checkbox"/> <input type="checkbox"/>	<input type="checkbox"/> <input type="checkbox"/>	<input type="checkbox"/> <input type="checkbox"/>
 SEFS	Square Cube Coffee Table • Fully enclosed	36 x 36 x 15"	1360C	<input type="checkbox"/> <input type="checkbox"/> <input type="checkbox"/> <input type="checkbox"/>	<input type="checkbox"/> <input type="checkbox"/> <input type="checkbox"/> <input type="checkbox"/>	<input type="checkbox"/> <input type="checkbox"/>	<input type="checkbox"/> <input type="checkbox"/> <input type="checkbox"/> <input type="checkbox"/>	<input type="checkbox"/> <input type="checkbox"/>	<input type="checkbox"/> <input type="checkbox"/>
 SEFS	Rectangular Cube End Table • Fully enclosed	15 x 18 x 18"	1351C	<input type="checkbox"/> <input type="checkbox"/> <input type="checkbox"/> <input type="checkbox"/>	<input type="checkbox"/> <input type="checkbox"/> <input type="checkbox"/> <input type="checkbox"/>	<input type="checkbox"/> <input type="checkbox"/>	<input type="checkbox"/> <input type="checkbox"/> <input type="checkbox"/> <input type="checkbox"/>	<input type="checkbox"/> <input type="checkbox"/>	<input type="checkbox"/> <input type="checkbox"/>
 SEFS	Square Cube End Table • Fully enclosed	18 x 18 x 18"	1361C	<input type="checkbox"/> <input type="checkbox"/> <input type="checkbox"/> <input type="checkbox"/>	<input type="checkbox"/> <input type="checkbox"/> <input type="checkbox"/> <input type="checkbox"/>	<input type="checkbox"/> <input type="checkbox"/>	<input type="checkbox"/> <input type="checkbox"/> <input type="checkbox"/> <input type="checkbox"/>	<input type="checkbox"/> <input type="checkbox"/>	<input type="checkbox"/> <input type="checkbox"/>
 SEFS	Rectangular Cube Lamp Table • Fully enclosed	15 x 18 x 15"	1352C	<input type="checkbox"/> <input type="checkbox"/> <input type="checkbox"/> <input type="checkbox"/>	<input type="checkbox"/> <input type="checkbox"/> <input type="checkbox"/> <input type="checkbox"/>	<input type="checkbox"/> <input type="checkbox"/>	<input type="checkbox"/> <input type="checkbox"/> <input type="checkbox"/> <input type="checkbox"/>	<input type="checkbox"/> <input type="checkbox"/>	<input type="checkbox"/> <input type="checkbox"/>
 SEFS	Square Cube Lamp Table • Fully enclosed	18 x 18 x 15"	1362C	<input type="checkbox"/> <input type="checkbox"/> <input type="checkbox"/> <input type="checkbox"/>	<input type="checkbox"/> <input type="checkbox"/> <input type="checkbox"/> <input type="checkbox"/>	<input type="checkbox"/> <input type="checkbox"/>	<input type="checkbox"/> <input type="checkbox"/> <input type="checkbox"/> <input type="checkbox"/>	<input type="checkbox"/> <input type="checkbox"/>	<input type="checkbox"/> <input type="checkbox"/>

A **B** **C** **D** **E** **F** **G**

HOW TO ORDER

Indicate the following information on order form:

- Quantity of each item.
- Model number, including options. See "How To Build a Model Number".
- Any special service required.

Note: • The indicates that a choice is required.
 • The absence of the indicates that no choice is required.
 • Alpha-numeric characters in place of indicate that no other alternatives are available.

HOW TO BUILD A MODEL NUMBER

- A** Select basic model.
- B** Select primary laminate color.
 Primary laminate selection is for top.
 Refer to color addendum at ki.com or KI Fabrics & Finishes binder.
- C** Select secondary laminate color.
 Secondary laminate selection is for sides.
 Refer to color addendum at ki.com or KI Fabrics & Finishes binder.
- D** Select base finish color.
 Chrome is standard but can be finished in any standard KI powdercoat, no additional upcharge.
 Refer to color addendum at ki.com or KI Fabrics & Finishes binder.
- E** Select primary edge color.
 Refer to color addendum at ki.com or KI Fabrics & Finishes binder.
- F** Select secondary edge color.
 Refer to color addendum at ki.com or KI Fabrics & Finishes binder.
- G** Select glide option.
NGL - No glides
GNV - Nylon glides (cream color); add \$5



Approx. Packaged Weight	Delivered Pricing
145.0#	\$ 1486

145.0#	\$ 1502
--------	---------

60.0#	\$ 1118
-------	---------

60.0#	\$ 1169
-------	---------

60.0#	\$ 1021
-------	---------

60.0#	\$ 1051
-------	---------

SPECIAL SERVICES

Special Carton Marking

With specially marked information N/C

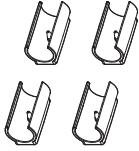
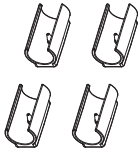
Shipping

Shipped **assembled freight prepaid f.o.b. High Point, North Carolina 27263** factory. Freight class #175.

Specifications and prices are subject to change without prior notice.

Sela™

Replacement Parts

MODEL	MODEL NUMBER		Approx. Packaged Weight
	Basic Model		
 <p>Lounge Glides • Set of 4</p> <p>SELA</p>	SELA.GLIDE	0.4#	
 <p>Table Glides • Set of 4</p> <p>SEFS</p>	SEFS.GLIDE	0.4#	

A

HOW TO ORDER

Indicate the following information on order form:

1. Quantity of each item.
2. Model number, including options. See "How To Build a Model Number".
3. Any special service required.

- Note:
- The indicates that a choice is required.
 - The absence of the indicates that no choice is required.
 - Alpha-numeric characters in place of indicate that no other alternatives are available.

HOW TO BUILD A MODEL NUMBER

- A** Select basic model.



Delivered
Pricing

\$ 5

\$ 5

SPECIAL SERVICES

Special Carton Marking

With specially marked information N/C

Shipping

Shipped **assembled freight prepaid f.o.b. High Point, North Carolina 27263** factory. Freight class #175.

Specifications and prices are subject to change without prior notice.

Soltice®

General Information



Medium Lounge
(Open Arm, Closed Arm, Seven Arm or Armless)



Medium Loveseat
(Open Arm, Closed Arm, Seven Arm or Armless)



Medium Sofa
(Open Arm, Closed Arm, Seven Arm or Armless)

General Dimensions

Seat width	22"	44"	66"
Seat depth	19-1/2"	19-1/2"	19-1/2"
Seat height	19"	19"	19"
Arm width	2" (1-3/4" Open Arm)	2" (1-3/4" Open Arm)	2" (1-3/4" Open Arm)
Arm height	27" (w/Arm Only)	27" (w/Arm Only)	27" (w/Arm Only)
Overall Dimensions			
Width	26" (25-3/4" Armless)	48" (47-3/4" Armless)	70-1/2" (70" Armless)
Depth	28"	28"	28"
Height	32"	32"	32"



Seven Arm

SPECIFICATIONS

Complimentary Furniture

The following lounge collections offer complimentary furniture that creates continuity and a cohesive look throughout a facility. These complimentary pieces can be found in other sections of the KI price list.

SOLTICE - Soltice® Healthcare Seating, Soltice® Multiple Seating, Soltice® Guest Chairs, LaResta® Day Bed

UPHOLSTERY INFORMATION

C.O.M. Fabric

For C.O.M. fabric sent to KI-High Point on multiple rolls, add an additional yard of fabric per roll to the yardage requirements. Multiple rolls have shorter pieces of fabric on them and do not allow nesting and stacking of the fabric to achieve the best yield as is done with one large roll. This results in yardage shortages and requests for additional fabric from the client, which can hold up

the order. For each roll that is sent, one yard needs to be added and needs to be added to one of the rolls, not separately.

Fabric Disclaimer

Fabric will be applied as swatched by the fabric manufacturer. Fabric that is required to be applied differently than is swatched will need a Special Cost Request written specifying the direction the fabric is to be applied. The posted standard lead time will apply to the Special Cost Request.

FINISH INFORMATION

SPECIAL FINISH MATCHES

KI can match special finish requests at an upcharge of \$68 List per item, up to 12 or a maximum charge of \$818 List per order per color. Special finish requests must be sent to your KI customer service representative.

Upon receipt from KI, the finishing department will prepare a "strike-off" which will be sent to the customer for approval.

The approval form accompanying the strike-off should be faxed to your KI customer service representative. Upon receipt of the signed approval form, KI will proceed with the order. Disapproved samples may be sent back to KI directly with an explanation of disapproval. A Special Finish Number (SFN) will be assigned to this finish sample for future reference or reorders



Large Lounge
(Closed Arm or Armless)



Large Loveseat
(Closed Arm or Armless)



Large Sofa
(Closed Arm or Armless)


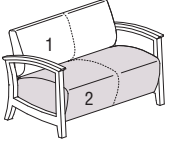
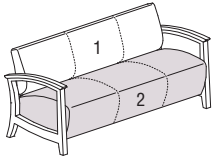
General Dimensions			
Seat width	23-3/4"	47-1/2"	71-1/2"
Seat depth	22"	22"	22"
Seat height	19"	19"	19"
Arm width	4"	4"	4"
Arm height	25-3/4" (w/Arm Only)	25-3/4" (w/Arm Only)	25-3/4" (w/Arm Only)
Overall Dimensions			
Width	31-3/4"	55-1/2"	79-1/2"
Depth	32-3/4"	32-3/4"	32-3/4"
Height	31-3/4"	31-3/4"	31-3/4"

INFORMATION
Warranty

Refer to KI Terms & Conditions document or visit ki.com

Soltice®

Lobby and Lounge Seating

	MODEL	Features	COM	MODEL NUMBER							
				Basic Model	Non-Contrast or Fabric Contrast 1	Fabric Contrast 2	Wood Finish	Arm Cap	Fire Code	Moisture Barrier	
	Medium Lounge Chair (Open Arms) • 1 = Back (Fabric Contrast 1) C.O.M. = 1.75 yd • 2 = Seat (Fabric Contrast 2) C.O.M. = 1.75 yd	Non-contrast	3 yd	S0823/NC	<input type="checkbox"/> <input type="checkbox"/> <input type="checkbox"/> <input type="checkbox"/>		<input type="checkbox"/> <input type="checkbox"/> <input type="checkbox"/> <input type="checkbox"/>	<input type="checkbox"/> <input type="checkbox"/> <input type="checkbox"/> <input type="checkbox"/>	<input type="checkbox"/> <input type="checkbox"/> <input type="checkbox"/> <input type="checkbox"/>	<input type="checkbox"/> <input type="checkbox"/> <input type="checkbox"/> <input type="checkbox"/>	
		Contrast		S0823/FC	<input type="checkbox"/> <input type="checkbox"/> <input type="checkbox"/> <input type="checkbox"/>	<input type="checkbox"/> <input type="checkbox"/> <input type="checkbox"/> <input type="checkbox"/>	<input type="checkbox"/> <input type="checkbox"/> <input type="checkbox"/> <input type="checkbox"/>	<input type="checkbox"/> <input type="checkbox"/> <input type="checkbox"/> <input type="checkbox"/>	<input type="checkbox"/> <input type="checkbox"/> <input type="checkbox"/> <input type="checkbox"/>	<input type="checkbox"/> <input type="checkbox"/> <input type="checkbox"/> <input type="checkbox"/>	<input type="checkbox"/> <input type="checkbox"/> <input type="checkbox"/> <input type="checkbox"/>
SOLS											
	Medium Loveseat (Open Arms) • 1 = Back (Fabric Contrast 1) C.O.M. = 3 yd • 2 = Seat (Fabric Contrast 2) C.O.M. = 2.5 yd	Non-contrast	5 yd	S0833/NC	<input type="checkbox"/> <input type="checkbox"/> <input type="checkbox"/> <input type="checkbox"/>		<input type="checkbox"/> <input type="checkbox"/> <input type="checkbox"/> <input type="checkbox"/>	<input type="checkbox"/> <input type="checkbox"/> <input type="checkbox"/> <input type="checkbox"/>	<input type="checkbox"/> <input type="checkbox"/> <input type="checkbox"/> <input type="checkbox"/>	<input type="checkbox"/> <input type="checkbox"/> <input type="checkbox"/> <input type="checkbox"/>	
		Contrast		S0833/FC	<input type="checkbox"/> <input type="checkbox"/> <input type="checkbox"/> <input type="checkbox"/>	<input type="checkbox"/> <input type="checkbox"/> <input type="checkbox"/> <input type="checkbox"/>	<input type="checkbox"/> <input type="checkbox"/> <input type="checkbox"/> <input type="checkbox"/>	<input type="checkbox"/> <input type="checkbox"/> <input type="checkbox"/> <input type="checkbox"/>	<input type="checkbox"/> <input type="checkbox"/> <input type="checkbox"/> <input type="checkbox"/>	<input type="checkbox"/> <input type="checkbox"/> <input type="checkbox"/> <input type="checkbox"/>	<input type="checkbox"/> <input type="checkbox"/> <input type="checkbox"/> <input type="checkbox"/>
SOLS											
	Medium Sofa (Open Arms) • 1 = Back (Fabric Contrast 1) C.O.M. = 4.5 yd • 2 = Seat (Fabric Contrast 2) C.O.M. = 3.5 yd	Non-contrast	7 yd	S0843/NC	<input type="checkbox"/> <input type="checkbox"/> <input type="checkbox"/> <input type="checkbox"/>		<input type="checkbox"/> <input type="checkbox"/> <input type="checkbox"/> <input type="checkbox"/>	<input type="checkbox"/> <input type="checkbox"/> <input type="checkbox"/> <input type="checkbox"/>	<input type="checkbox"/> <input type="checkbox"/> <input type="checkbox"/> <input type="checkbox"/>	<input type="checkbox"/> <input type="checkbox"/> <input type="checkbox"/> <input type="checkbox"/>	
		Contrast		S0843/FC	<input type="checkbox"/> <input type="checkbox"/> <input type="checkbox"/> <input type="checkbox"/>	<input type="checkbox"/> <input type="checkbox"/> <input type="checkbox"/> <input type="checkbox"/>	<input type="checkbox"/> <input type="checkbox"/> <input type="checkbox"/> <input type="checkbox"/>	<input type="checkbox"/> <input type="checkbox"/> <input type="checkbox"/> <input type="checkbox"/>	<input type="checkbox"/> <input type="checkbox"/> <input type="checkbox"/> <input type="checkbox"/>	<input type="checkbox"/> <input type="checkbox"/> <input type="checkbox"/> <input type="checkbox"/>	<input type="checkbox"/> <input type="checkbox"/> <input type="checkbox"/> <input type="checkbox"/>
SOLS											

A **B** **C** **D** **E** **F** **G**

HOW TO ORDER

Indicate the following information on order form:

- Quantity of each item.
- Model number, including options. See "How To Build a Model Number".
- Any special service required.

Note: • The indicates that a choice is required.

- The absence of the indicates that no choice is required.
- Alpha-numeric characters in place of indicate that no other alternatives are available.

HOW TO BUILD A MODEL NUMBER

A Select basic model.

B Select non-contrast or fabric contrast 1.
Refer to color addendum at ki.com or KI Fabrics & Finishes binder.

C Select fabric contrast 2.
Refer to color addendum at ki.com or KI Fabrics & Finishes binder.

D Select wood finish color.
Refer to color addendum at ki.com or KI Fabrics & Finishes binder.
For Kensington Maple add upcharge.

E Select arm option.
WAC - Wood armcaps
PAC - Black poly (pair); add \$170

F Select fire code.
NFR - Compliance to TB 117-2013
FR - Compliance to TB 133
See pricing column for TB133 upcharge.

G Select moisture barrier.

NMB - No moisture barrier

MB - Moisture barrier

See pricing column for moisture barrier upcharge.

KENSINGTON MAPLE UPCHARGE

Kensington Maple requires extended leadtimes.

Model	
S0823/NC	\$85
S0833/NC	\$85
S0843/NC	\$85
S0823/FC	\$85
S0833/FC	\$85
S0843/FC	\$85



Approx. Packaged Weight	Grade C.O.M.	Grade C	Grade D	Grade E & C.O.L.	Grade F	Grade G	Grade H	Grade I	Grade J	Grade K	Grade L Leather	Grade M Leather	TB133 add to list price	Moisture Barrier add to list price
58.0#	\$ 1694	\$ 1711	\$ 1742	\$ 1779	\$ 1801	\$ 1850	\$ 1899	\$ 1959	\$ 2081	\$ 2202	\$ 2325	\$ 2569	\$ 325	\$ 117
58.0#	1751	1771	1799	1835	1861	1908	1956	2019	2138	2261	2381	2625	325	117
82.0#	\$ 2248	\$ 2279	\$ 2336	\$ 2401	\$ 2445	\$ 2534	\$ 2618	\$ 2726	\$ 2944	\$ 3166	\$ 3385	\$ 3820	\$ 452	\$ 228
82.0#	2334	2367	2422	2487	2532	2619	2707	2815	3032	3252	3469	3905	452	228
102.0#	\$ 2857	\$ 2902	\$ 2979	\$ 3068	\$ 3132	\$ 3252	\$ 3372	\$ 3525	\$ 3829	\$ 4130	\$ 4436	\$ 5043	\$ 567	\$ 344
102.0#	2966	3012	3089	3180	3238	3361	3480	3634	3938	4241	4543	5151	567	344

INFORMATION

C.O.M. Requirements

C.O.M. yardage requirements listed above are based on plain goods 54" wide. If less than 54" wide or fabrics requiring matching (stripes, plaids, prints, large patterns), additional yardage will be needed. Consult C.O.M. matrix on the Ordering C.O.M. and C.O.L. page for additional yardage needed. For C.O.M. fabric sent to KI-High Point on multiple rolls, add an additional yard of fabric per roll to the yardage requirements.

C.O.L. Requirements

Figure 18 sq. ft. of leather (C.O.L.) for each yard shown (i.e., 4.75 x 18 = 85.5 sq. ft.).

Contrasting Upholstery

When contrasting fabric is chosen, price at highest in-grade.

Minimum Fabric/Leather Quantity

Minimum order for fabric is 1 yard. Minimum order for leather is 1 hide (approx-

mately 50 sq. ft).

California TB133 Fire Safety Code

The above seating products can be manufactured using the appropriate flame-retardant materials and fabric selections for compliance to California Technical Bulletin 133. Please contact KI customer service for fabric compliance. Not available with moisture barrier.

SPECIAL SERVICES

Special Carton Marking

With specially marked information N/C


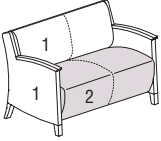
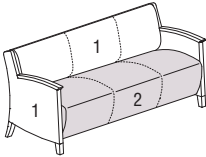
Shipping

Shipped **assembled freight prepaid f.o.b. High Point, North Carolina 27263** factory. Freight class #175.

Specifications and prices are subject to change without prior notice.

Soltice®

Lobby and Lounge Seating

				MODEL NUMBER							
MODEL	Features	COM	Basic Model	Non-Contrast or Fabric Contrast 1	Fabric Contrast 2	Wood Finish	Arm Cap	Fire Code	Moisture Barrier		
 <p>Medium Lounge Chair (Closed Arm) • 1 = Back and arms (Fabric Contrast 1) C.O.M. = 4.25 yd • 2 = Seat (Fabric Contrast 2) C.O.M. = 1.75 yd</p>	Non-contrast	5 yd	SP823/NC	□□□□		□□□	□□□	□□□	□□□		
	Contrast		SP823/FC	□□□□	□□□□	□□□	□□□	□□□	□□□		
SOLS											
 <p>Medium Loveseat (Closed Arm) • 1 = Back and arms (Fabric Contrast 1) C.O.M. = 5.25 yd • 2 = Seat (Fabric Contrast 2) C.O.M. = 2.5 yd</p>	Non-contrast	7 yd	SP833/NC	□□□□		□□□	□□□	□□□	□□□		
	Contrast		SP833/FC	□□□□	□□□□	□□□	□□□	□□□	□□□		
SOLS											
 <p>Medium Sofa (Closed Arm) • 1 = Back and arms (Fabric Contrast 1) C.O.M. = 7 yd • 2 = Seat (Fabric Contrast 2) C.O.M. = 3.5 yd</p>	Non-contrast	9 yd	SP843/NC	□□□□		□□□	□□□	□□□	□□□		
	Contrast		SP843/FC	□□□□	□□□□	□□□	□□□	□□□	□□□		
SOLS											
				A	B	C	D	E	F	G	

HOW TO ORDER

Indicate the following information on order form:

- Quantity of each item.
- Model number, including options. See "How To Build a Model Number".
- Any special service required.

Note: • The □ indicates that a choice is required.

- The absence of the □ indicates that no choice is required.
- Alpha-numeric characters in place of □ indicate that no other alternatives are available.

HOW TO BUILD A MODEL NUMBER

A Select basic model.

B Select non-contrast or fabric contrast 1. Refer to color addendum at ki.com or KI Fabrics & Finishes binder.

C Select fabric contrast 2. Refer to color addendum at ki.com or KI Fabrics & Finishes binder.

D Select wood finish color. Refer to color addendum at ki.com or KI Fabrics & Finishes binder. For Kensington Maple add upcharge.

E Select arm option.
WAC - Wood armcaps
PAC - Black poly (pair); add \$170

F Select fire code.
NFR - Compliance to TB 117-2013
FR - Compliance to TB 133
 See pricing column for TB133 upcharge.

G Select moisture barrier.

NMB - No moisture barrier

MB - Moisture barrier

See pricing column for moisture barrier upcharge.



Approx. Packaged Weight	Grade C.O.M.	Grade C	Grade D	Grade E & C.O.L.	Grade F	Grade G	Grade H	Grade I	Grade J	Grade K	Grade L Leather	Grade M Leather	TB133 add to list price	Moisture Barrier add to list price
70.0#	\$ 1823	\$ 1854	\$ 1909	\$ 1978	\$ 2019	\$ 2106	\$ 2193	\$ 2303	\$ 2520	\$ 2742	\$ 2960	\$ 3396	\$ 406	\$ 148
70.0#	1879	1912	1966	2035	2076	2165	2252	2362	2578	2797	3016	3454	406	148
92.0#	\$ 2453	\$ 2501	\$ 2577	\$ 2666	\$ 2725	\$ 2849	\$ 2969	\$ 3121	\$ 3426	\$ 3728	\$ 4033	\$ 4640	\$ 564	\$ 283
92.0#	2541	2587	2663	2753	2814	2936	3057	3208	3512	3815	4119	4726	564	283
115.0#	\$ 3089	\$ 3145	\$ 3242	\$ 3359	\$ 3437	\$ 3593	\$ 3749	\$ 3944	\$ 4330	\$ 4717	\$ 5107	\$ 5884	\$ 708	\$ 431
115.0#	3195	3254	3354	3467	3547	3701	3857	4053	4440	4826	5217	5993	708	431

KENSINGTON MAPLE UPCHARGE

Kensington Maple requires extended leadtimes.

- Model
- SP823/NC \$37
- SP833/NC \$37
- SP843/NC \$37
- SP823/FC \$37
- SP833/FC \$37
- SP843/FC \$37

INFORMATION

C.O.M. Requirements

C.O.M. yardage requirements listed above are based on plain goods 54" wide. If less than 54" wide or fabrics requiring matching (stripes, plaids, prints, large patterns), additional yardage will be needed. Consult C.O.M. matrix on the Ordering C.O.M. and C.O.L. page for additional yardage needed. For C.O.M. fabric sent to KI-High Point on multiple rolls, add an additional yard of fabric per roll to the yardage requirements.

C.O.L. Requirements

Figure 18 sq. ft. of leather (C.O.L.) for each yard shown (i.e., 4.75 x 18 = 85.5 sq. ft.).

Contrasting Upholstery

When contrasting fabric is chosen, price at highest in-grade.

Minimum Fabric/Leather Quantity

Minimum order for fabric is 1 yard. Minimum order for leather is 1 hide (approx-

mately 50 sq. ft).

California TB133 Fire Safety Code

The above seating products can be manufactured using the appropriate flame-retardant materials and fabric selections for compliance to California Technical Bulletin 133. Please contact KI customer service for fabric compliance. Not available with moisture barrier.

SPECIAL SERVICES

Special Carton Marking

With specially marked information N/C

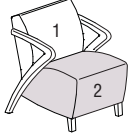
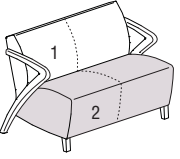
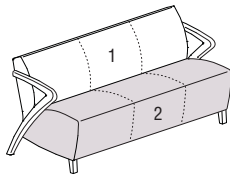
Shipping

Shipped **assembled freight prepaid f.o.b. High Point, North Carolina 27263** factory. Freight class #175.

Specifications and prices are subject to change without prior notice.

Soltice®

Lobby and Lounge Seating

MODEL	Features	COM	MODEL NUMBER						
			Basic Model	Non-Contrast or Fabric Contrast 1	Fabric Contrast 2	Wood Finish	Fire Code	Moisture Barrier	
 <p>Medium Lounge Chair (7 Arm)</p> <ul style="list-style-type: none"> 1 = Back and arms (Fabric Contrast 1) C.O.M. = 4.25 yd 2 = Seat (Fabric Contrast 2) C.O.M. = 1.75 yd 	Non-Contrast	3 yd	SS723/NC	<input type="checkbox"/> <input type="checkbox"/> <input type="checkbox"/> <input type="checkbox"/>			<input type="checkbox"/> <input type="checkbox"/>	<input type="checkbox"/> <input type="checkbox"/>	<input type="checkbox"/> <input type="checkbox"/>
	Contrast		SS723/FC	<input type="checkbox"/> <input type="checkbox"/> <input type="checkbox"/> <input type="checkbox"/>	<input type="checkbox"/> <input type="checkbox"/> <input type="checkbox"/> <input type="checkbox"/>		<input type="checkbox"/> <input type="checkbox"/>	<input type="checkbox"/> <input type="checkbox"/>	<input type="checkbox"/> <input type="checkbox"/>
SOLS									
 <p>Medium Loveseat (7 Arm)</p> <ul style="list-style-type: none"> 1 = Back and arms (Fabric Contrast 1) C.O.M. = 5.25 yd 2 = Seat (Fabric Contrast 2) C.O.M. = 2.5 yd 	Non-Contrast	5 yd	SS733/NC	<input type="checkbox"/> <input type="checkbox"/> <input type="checkbox"/> <input type="checkbox"/>			<input type="checkbox"/> <input type="checkbox"/>	<input type="checkbox"/> <input type="checkbox"/>	<input type="checkbox"/> <input type="checkbox"/>
	Contrast		SS733/FC	<input type="checkbox"/> <input type="checkbox"/> <input type="checkbox"/> <input type="checkbox"/>	<input type="checkbox"/> <input type="checkbox"/> <input type="checkbox"/> <input type="checkbox"/>		<input type="checkbox"/> <input type="checkbox"/>	<input type="checkbox"/> <input type="checkbox"/>	<input type="checkbox"/> <input type="checkbox"/>
SOLS									
 <p>Medium Sofa (7 Arm)</p> <ul style="list-style-type: none"> 1 = Back and arms (Fabric Contrast 1) C.O.M. = 7 yd 2 = Seat (Fabric Contrast 2) C.O.M. = 3.5 yd 	Non-Contrast	7 yd	SS743/NC	<input type="checkbox"/> <input type="checkbox"/> <input type="checkbox"/> <input type="checkbox"/>			<input type="checkbox"/> <input type="checkbox"/>	<input type="checkbox"/> <input type="checkbox"/>	<input type="checkbox"/> <input type="checkbox"/>
	Contrast		SS743/FC	<input type="checkbox"/> <input type="checkbox"/> <input type="checkbox"/> <input type="checkbox"/>	<input type="checkbox"/> <input type="checkbox"/> <input type="checkbox"/> <input type="checkbox"/>		<input type="checkbox"/> <input type="checkbox"/>	<input type="checkbox"/> <input type="checkbox"/>	<input type="checkbox"/> <input type="checkbox"/>
SOLS									
				A	B	C	D	E	F

HOW TO ORDER

Indicate the following information on order form:

- Quantity of each item.
- Model number, including options. See "How To Build a Model Number".
- Any special service required.

Note: • The indicates that a choice is required.

- The absence of the indicates that no choice is required.
- Alpha-numeric characters in place of indicate that no other alternatives are available.

HOW TO BUILD A MODEL NUMBER

- A** Select basic model.
- B** Select non-contrast or fabric contrast 1. Refer to color addendum at ki.com or KI Fabrics & Finishes binder.
- C** Select fabric contrast 2. Refer to color addendum at ki.com or KI Fabrics & Finishes binder.
- D** Select wood finish color. For Kensington Maple add upcharge.
- E** Select fire code.

NFR	- Compliance to TB 117-2013
FR	- Compliance to TB 133

 See pricing column for TB133 upcharge.
- F** Select moisture barrier.

MB	- Moisture barrier
NMB	- No moisture barrier

 See pricing column for moisture barrier upcharge.

KENSINGTON MAPLE UPCHARGE

Kensington Maple requires extended leadtimes.

Model	Upcharge
SS723/NC	\$76
SS733/NC	\$76
SS743/NC	\$76
SS723/FC	\$76
SS733/FC	\$76
SS743/FC	\$76



Approx. Packaged Weight	Grade C.O.M.	Grade C	Grade D	Grade E & C.O.L.	Grade F	Grade G	Grade H	Grade I	Grade J	Grade K	Grade L Leather	Grade M Leather	TB133 add to list price	Moisture Barrier add to list price
58.0#	\$ 1785	\$ 1904	\$ 1937	\$ 1976	\$ 1999	\$ 2050	\$ 2100	\$ 2164	\$ 2290	\$ 2415	\$ 2541	\$ 2793	\$ 325	\$ 147
58.0#	1844	1964	1994	2031	2058	2108	2159	2222	2345	2530	2601	2850	325	147
82.0#	\$ 2295	\$ 2488	\$ 2541	\$ 2604	\$ 2646	\$ 2726	\$ 2809	\$ 2914	\$ 3118	\$ 3325	\$ 3531	\$ 3944	\$ 452	\$ 228
82.0#	2380	2576	2628	2691	2733	2815	2895	2999	3204	3410	3616	4028	452	228
102.0#	\$ 2819	\$ 3090	\$ 3161	\$ 3247	\$ 3303	\$ 3419	\$ 3532	\$ 3675	\$ 3960	\$ 4248	\$ 4534	\$ 5106	\$ 567	\$ 344
102.0#	2929	3199	3270	3357	3413	3529	3641	3784	4072	4357	4644	5217	567	344

INFORMATION

C.O.M. Requirements

C.O.M. yardage requirements listed above are based on plain goods 54" wide. If less than 54" wide or fabrics requiring matching (stripes, plaids, prints, large patterns), additional yardage will be needed. Consult C.O.M. matrix on the Ordering C.O.M. and C.O.L. page for additional yardage needed. For C.O.M. fabric sent to KI-High Point on multiple rolls, add an additional yard of fabric per roll to the yardage requirements.

C.O.L. Requirements

Figure 18 sq. ft. of leather (C.O.L.) for each yard shown (i.e., 4.75 x 18 = 85.5 sq. ft.).

Contrasting Upholstery

When contrasting fabric is chosen, price at highest in-grade.

Minimum Fabric/Leather Quantity

Minimum order for fabric is 1 yard. Minimum order for leather is 1 hide (approx-

mately 50 sq. ft).

California TB133 Fire Safety Code

The above seating products can be manufactured using the appropriate flame-retardant materials and fabric selections for compliance to California Technical Bulletin 133. Please contact KI customer service for fabric compliance. Not available with moisture barrier.

SPECIAL SERVICES

Special Carton Marking

With specially marked information N/C


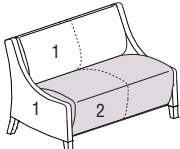
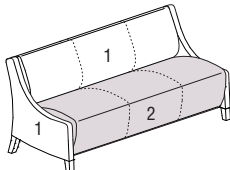
Shipping

Shipped **assembled freight prepaid f.o.b. High Point, North Carolina 27263** factory. Freight class #175.

Specifications and prices are subject to change without prior notice.

Soltice®

Lobby and Lounge Seating

MODEL	Features	COM	MODEL NUMBER						
			Basic Model	Non-Contrast or Fabric Contrast 1	Fabric Contrast 2	Wood Finish	Fire Code	Moisture Barrier	
 <p>Medium Lounge Chair (Armless)</p> <ul style="list-style-type: none"> 1 = Back and side panels (Fabric Contrast 1) C.O.M. = 4.25 yd 2 = Seat (Fabric Contrast 2) C.O.M. = 1.75 yd 	Non-contrast	5 yd	SA823/NC	<input type="checkbox"/> <input type="checkbox"/> <input type="checkbox"/> <input type="checkbox"/>		<input type="checkbox"/> <input type="checkbox"/>	<input type="checkbox"/> <input type="checkbox"/>	<input type="checkbox"/> <input type="checkbox"/>	
	Contrast		SA823/FC	<input type="checkbox"/> <input type="checkbox"/> <input type="checkbox"/> <input type="checkbox"/>	<input type="checkbox"/> <input type="checkbox"/> <input type="checkbox"/> <input type="checkbox"/>	<input type="checkbox"/> <input type="checkbox"/>	<input type="checkbox"/> <input type="checkbox"/>	<input type="checkbox"/> <input type="checkbox"/>	
SOLS									
 <p>Medium Loveseat (Armless)</p> <ul style="list-style-type: none"> 1 = Back and side panels (Fabric Contrast 1) C.O.M. = 5.25 yd 2 = Seat (Fabric Contrast 2) C.O.M. = 2.5 yd 	Non-contrast	7 yd	SA833/NC	<input type="checkbox"/> <input type="checkbox"/> <input type="checkbox"/> <input type="checkbox"/>		<input type="checkbox"/> <input type="checkbox"/>	<input type="checkbox"/> <input type="checkbox"/>	<input type="checkbox"/> <input type="checkbox"/>	
	Contrast		SA833/FC	<input type="checkbox"/> <input type="checkbox"/> <input type="checkbox"/> <input type="checkbox"/>	<input type="checkbox"/> <input type="checkbox"/> <input type="checkbox"/> <input type="checkbox"/>	<input type="checkbox"/> <input type="checkbox"/>	<input type="checkbox"/> <input type="checkbox"/>	<input type="checkbox"/> <input type="checkbox"/>	
SOLS									
 <p>Medium Sofa (Armless)</p> <ul style="list-style-type: none"> 1 = Back and side panels (Fabric Contrast 1) C.O.M. = 7 yd 2 = Seat (Fabric Contrast 2) C.O.M. = 3.5 yd 	Non-contrast	9 yd	SA843/NC	<input type="checkbox"/> <input type="checkbox"/> <input type="checkbox"/> <input type="checkbox"/>		<input type="checkbox"/> <input type="checkbox"/>	<input type="checkbox"/> <input type="checkbox"/>	<input type="checkbox"/> <input type="checkbox"/>	
	Contrast		SA843/FC	<input type="checkbox"/> <input type="checkbox"/> <input type="checkbox"/> <input type="checkbox"/>	<input type="checkbox"/> <input type="checkbox"/> <input type="checkbox"/> <input type="checkbox"/>	<input type="checkbox"/> <input type="checkbox"/>	<input type="checkbox"/> <input type="checkbox"/>	<input type="checkbox"/> <input type="checkbox"/>	
SOLS									
				A	B	C	D	E	F

HOW TO ORDER

Indicate the following information on order form:

- Quantity of each item.
- Model number, including options. See "How To Build a Model Number".
- Any special service required.

Note: • The indicates that a choice is required.

- The absence of the indicates that no choice is required.
- Alpha-numeric characters in place of indicate that no other alternatives are available.

HOW TO BUILD A MODEL NUMBER

- A** Select basic model.
- B** Select non-contrast or fabric contrast 1. Refer to color addendum at ki.com or KI Fabrics & Finishes binder.
- C** Select fabric contrast 2. Refer to color addendum at ki.com or KI Fabrics & Finishes binder.
- D** Select wood finish color. Refer to color addendum at ki.com or KI Fabrics & Finishes binder. For Kensington Maple add upcharge.
- E** Select fire code.
 - NFR - Compliance to TB 117-2013
 - FR - Compliance to TB 133
 See pricing column for TB133 upcharge.
- F** Select moisture barrier.
 - NMB - No moisture barrier
 - MB - Moisture barrier

See pricing column for moisture barrier upcharge.

KENSINGTON MAPLE UPCHARGE

Kensington Maple requires extended leadtimes.

Model	
SA823/NC	\$16
SA833/NC	\$16
SA843/NC	\$16
SA823/FC	\$16
SA833/FC	\$16
SA843/FC	\$16



Approx. Packaged Weight	Grade C.O.M.	Grade C	Grade D	Grade E & C.O.L.	Grade F	Grade G	Grade H	Grade I	Grade J	Grade K	Grade L Leather	Grade M Leather	TB133 add to list price	Moisture Barrier add to list price
63.0#	\$ 1795	\$ 1825	\$ 1874	\$ 1933	\$ 1968	\$ 2049	\$ 2126	\$ 2223	\$ 2416	\$ 2612	\$ 2805	\$ 3193	\$ 406	\$ 148
63.0#	1853	1881	1932	1991	2026	2106	2183	2279	2475	2668	2864	3252	406	148
85.0#	\$ 2275	\$ 2319	\$ 2393	\$ 2479	\$ 2541	\$ 2654	\$ 2769	\$ 2918	\$ 3207	\$ 3498	\$ 3787	\$ 4373	\$ 564	\$ 283
85.0#	2363	2404	2478	2568	2628	2743	2857	3005	3293	3584	3876	4459	564	283
107.0#	\$ 2902	\$ 2964	\$ 3063	\$ 3184	\$ 3263	\$ 3424	\$ 3582	\$ 3783	\$ 4184	\$ 4586	\$ 4986	\$ 5786	\$ 708	\$ 431
107.0#	3012	3070	3173	3292	3372	3532	3692	3893	4293	4695	5095	5896	708	431

INFORMATION

C.O.M. Requirements

C.O.M. yardage requirements listed above are based on plain goods 54" wide. If less than 54" wide or fabrics requiring matching (stripes, plaids, prints, large patterns), additional yardage will be needed. Consult C.O.M. matrix on the Ordering C.O.M. and C.O.L. page for additional yardage needed. For C.O.M. fabric sent to KI-High Point on multiple rolls, add an additional yard of fabric per roll to the yardage requirements.

C.O.L. Requirements

Figure 18 sq. ft. of leather (C.O.L.) for each yard shown (i.e., 4.75 x 18 = 85.5 sq. ft.).

Contrasting Upholstery

When contrasting fabric is chosen, price at highest in-grade.

Minimum Fabric/Leather Quantity

Minimum order for fabric is 1 yard. Minimum order for leather is 1 hide (approx-

mately 50 sq. ft).

California TB133 Fire Safety Code

The above seating products can be manufactured using the appropriate flame-retardant materials and fabric selections for compliance to California Technical Bulletin 133. Please contact KI customer service for fabric compliance. Not available with moisture barrier.

SPECIAL SERVICES

Special Carton Marking

With specially marked information N/C

Shipping

Shipped **assembled freight prepaid f.o.b. High Point, North Carolina 27263** factory. Freight class #175.

Specifications and prices are subject to change without prior notice.

Soltice®

Replacement Parts

	MODEL	COM	MODEL NUMBER						Approx. Packaged Weight	
			Basic Model	Non-Contrast or Fabric Contrast 1	Wood Finish	Arm Cap	Fire Code	Moisture Barrier		
SORP	Medium Lounge Chair - Replacement Back	1.75 yd	823-BK	□□□□				□□□	□□□	20.0#
SORP	Medium Lounge Chair - Replacement Seat	1.75 yd	823-ST	□□□□				□□□	□□□	25.0#
SORP	Medium Lounge Chair - Replacement Arm (Open Arm) • Includes armcap		823-OA/LF		□□□	□□□				13.0#
			823-OA/RF		□□□	□□□				13.0#
SORP	Medium Lounge Chair - Replacement Arm (Closed Arm) • Includes armcap	2.5 yd	823-CA/LF	□□□□	□□□	□□□	□□□	□□□	□□□	25.0#
		2.5 yd	823-CA/RF	□□□□	□□□	□□□	□□□	□□□	□□□	25.0#
SORP	Medium Lounge Chair - Replacement Arm (Armless)	3 yd	823-AL/LF	□□□□	□□□			□□□	□□□	18.0#
		3 yd	823-AL/RF	□□□□	□□□			□□□	□□□	18.0#
SORP	Medium Lounge Chair - Replacement Armcaps • Set of 2		823-AC		□□□	□□□				5.0#

A

B

C

D

E

F

HOW TO ORDER

Indicate the following information on order form:

- Quantity of each item.
- Model number, including options. See "How To Build a Model Number".
- Any special service required.

Note: • The indicates that a choice is required.

- The absence of the indicates that no choice is required.
- Alpha-numeric characters in place of indicate that no other alternatives are available.

HOW TO BUILD A MODEL NUMBER

- A** Select basic model.
- B** Select non-contrast or fabric contrast 1.
Refer to color addendum at ki.com or KI Fabrics & Finishes binder.
- C** Select wood finish color.
Refer to color addendum at ki.com or KI Fabrics & Finishes binder.
For Kensington Maple add upcharge.
- D** Select arm option.
 WAC - Wood armcaps
 PAC - Black poly (pair); add \$170
- E** Select fire code.
 NFR - Compliance to TB 117-2013
 FR - Compliance to TB 133
 See pricing column for TB133 upcharge.
- F** Select moisture barrier.
 NMB - No moisture barrier
 MB - Moisture barrier

See pricing column for moisture barrier upcharge.

KENSINGTON MAPLE UPCHARGE

Kensington Maple requires extended leadtimes.

Model	
823	\$16
833	\$16
843	\$16



Wood Finish	Grade C.O.M.	Grade C	Grade D	Grade E & C.O.L.	Grade F	Grade G	Grade H	Grade I	Grade J	Grade K	Grade L Leather	Grade M Leather	TB133 add to list price	Moisture Barrier add to list price
N/A	\$ 652	\$ 665	\$ 688	\$ 712	\$ 728	\$ 762	\$ 798	\$ 840	\$ 924	\$ 1010	\$ 1095	\$ 1266	\$ 132	\$ 123
N/A	\$ 786	\$ 797	\$ 814	\$ 836	\$ 849	\$ 881	\$ 907	\$ 945	\$ 1018	\$ 1092	\$ 1164	\$ 1309	\$ 132	\$ 116
\$ 460													N/A	N/A
460													N/A	N/A
N/A	\$ 700	\$ 717	\$ 749	\$ 786	\$ 810	\$ 858	\$ 905	\$ 967	\$ 1090	\$ 1210	\$ 1331	\$ 1576	\$ 219	\$ 107
N/A	700	717	749	786	810	858	905	967	1090	1210	1331	1576	219	107
N/A	\$ 705	\$ 724	\$ 761	\$ 806	\$ 835	\$ 891	\$ 952	\$ 1022	\$ 1171	\$ 1315	\$ 1461	\$ 1753	\$ 262	\$ 126
N/A	705	724	761	806	835	891	952	1022	1171	1315	1461	1753	262	126
\$ 320													N/A	N/A

INFORMATION

C.O.M. Requirements

C.O.M. yardage requirements listed above are based on plain goods 54" wide. If less than 54" wide or fabrics requiring matching (stripes, plaids, prints, large patterns), additional yardage will be needed. Consult C.O.M. matrix on the Ordering C.O.M. and C.O.L. page for additional yardage needed. For C.O.M. fabric sent to KI-High Point on multiple rolls, add an additional yard of fabric per roll to the yardage requirements.

C.O.L. Requirements

Figure 18 sq. ft. of leather (C.O.L.) for each yard shown (i.e., 4.75 x 18 = 85.5 sq. ft.).

Contrasting Upholstery

When contrasting fabric is chosen, price at highest in-grade.

Minimum Fabric/Leather Quantity

Minimum order for fabric is 1 yard. Minimum order for leather is 1 hide (approx-

mately 50 sq. ft).

California TB133 Fire Safety Code

The above seating products can be manufactured using the appropriate flame-retardant materials and fabric selections for compliance to California Technical Bulletin 133. Please contact KI customer service for fabric compliance. Not available with moisture barrier.

SPECIAL SERVICES

Special Carton Marking

With specially marked information N/C

Shipping

Shipped k.d. freight prepaid f.o.b. High Point, North Carolina 27263 factory. Freight class #175.

Specifications and prices are subject to change without prior notice.

Soltice®

Replacement Parts

	MODEL	COM	MODEL NUMBER						Approx. Packaged Weight	
			Basic Model	Non-Contrast or Fabric Contrast 1	Wood Finish	Arm Cap	Fire Code	Moisture Barrier		
	Medium Loveseat - Replacement Back	3 yd	833-BK	□□□□				□□□	□□□	30.0#
	Medium Loveseat - Replacement Seat	2.75 yd	833-ST	□□□□				□□□	□□□	39.0#
SORP	Medium Loveseat - Replacement Arm (Open Arm) • Includes armcap		833-OA/LF			□□□	□□□			13.0#
			833-OA/RF			□□□	□□□			13.0#
SORP	Medium Loveseat - Replacement Arm (Closed Arm) • Includes armcap	2.5 yd	833-CA/LF	□□□□		□□□	□□□	□□□	□□□	25.0#
		2.5 yd	833-CA/RF	□□□□		□□□	□□□	□□□	□□□	25.0#
SORP	Medium Loveseat - Replacement Arm (Armless)	3 yd	833-AL/LF	□□□□		□□□		□□□	□□□	18.0#
		3 yd	833-AL/RF	□□□□		□□□		□□□	□□□	18.0#
SORP	Medium Loveseat - Replacement Armcaps • Set of 2		833-AC			□□□	□□□			5.0#

A **B** **C** **D** **E** **F**

HOW TO ORDER

Indicate the following information on order form:

- Quantity of each item.
- Model number, including options. See "How To Build a Model Number".
- Any special service required.

Note: • The indicates that a choice is required.
 • The absence of the indicates that no choice is required.
 • Alpha-numeric characters in place of indicate that no other alternatives are available.

HOW TO BUILD A MODEL NUMBER

- A** Select basic model.
- B** Select non-contrast or fabric contrast 1. Refer to color addendum at ki.com or KI Fabrics & Finishes binder.
- C** Select wood finish color. Refer to color addendum at ki.com or KI Fabrics & Finishes binder. For Kensington Maple add upcharge.
- D** Select arm option.

WAC	- Wood armcaps
PAC	- Black poly (pair); add \$170
- E** Select fire code.

NFR	- Compliance to TB 117-2013
FR	- Compliance to TB 133

 See pricing column for TB133 upcharge.
- F** Select moisture barrier.

NMB	- No moisture barrier
MB	- Moisture barrier

See pricing column for moisture barrier upcharge.

KENSINGTON MAPLE UPCHARGE

Kensington Maple requires extended leadtimes.

Model	
823	\$16
833	\$16
843	\$16



Wood Finish	Grade C.O.M.	Grade C	Grade D	Grade E & C.O.L.	Grade F	Grade G	Grade H	Grade I	Grade J	Grade K	Grade L Leather	Grade M Leather	TB133 add to list price	Moisture Barrier add to list price
N/A	\$ 849	\$ 869	\$ 904	\$ 943	\$ 971	\$ 1022	\$ 1076	\$ 1143	\$ 1278	\$ 1404	\$ 1546	\$ 1811	\$ 180	\$ 162
N/A	\$ 920	\$ 935	\$ 967	\$ 1005	\$ 1028	\$ 1075	\$ 1126	\$ 1187	\$ 1306	\$ 1429	\$ 1550	\$ 1792	\$ 180	\$ 162
\$ 460													N/A	N/A
460													N/A	N/A
N/A	\$ 700	\$ 717	\$ 749	\$ 786	\$ 810	\$ 858	\$ 905	\$ 967	\$ 1090	\$ 1210	\$ 1331	\$ 1576	\$ 219	\$ 107
N/A	700	717	749	786	810	858	905	967	1090	1210	1331	1576	219	107
N/A	\$ 705	\$ 724	\$ 761	\$ 806	\$ 835	\$ 891	\$ 952	\$ 1022	\$ 1171	\$ 1315	\$ 1461	\$ 1753	\$ 262	\$ 126
N/A	705	724	761	806	835	891	952	1022	1171	1315	1461	1753	262	126
\$ 320													N/A	N/A

INFORMATION

C.O.M. Requirements

C.O.M. yardage requirements listed above are based on plain goods 54" wide. If less than 54" wide or fabrics requiring matching (stripes, plaids, prints, large patterns), additional yardage will be needed. Consult C.O.M. matrix on the Ordering C.O.M. and C.O.L. page for additional yardage needed. For C.O.M. fabric sent to KI-High Point on multiple rolls, add an additional yard of fabric per roll to the yardage requirements.

C.O.L. Requirements

Figure 18 sq. ft. of leather (C.O.L.) for each yard shown (i.e., 4.75 x 18 = 85.5 sq. ft.).

Contrasting Upholstery

When contrasting fabric is chosen, price at highest in-grade.

Minimum Fabric/Leather Quantity

Minimum order for fabric is 1 yard. Minimum order for leather is 1 hide (approx-

mately 50 sq. ft).

California TB133 Fire Safety Code

The above seating products can be manufactured using the appropriate flame-retardant materials and fabric selections for compliance to California Technical Bulletin 133. Please contact KI customer service for fabric compliance. Not available with moisture barrier.

SPECIAL SERVICES

Special Carton Marking

With specially marked information N/C

Shipping

Shipped k.d. freight prepaid f.o.b. High Point, North Carolina 27263 factory. Freight class #175.

Specifications and prices are subject to change without prior notice.

Soltice®

Replacement Parts

	MODEL	COM	MODEL NUMBER						Approx. Packaged Weight	
			Basic Model	Non-Contrast or Fabric Contrast 1	Wood Finish	Arm Cap	TB133	Moisture Barrier		
	Medium Sofa - Replacement Back	4.75 yd	843-BK	□□□□				□□□	□□□	38.0#
	Medium Sofa - Replacement Seat	3.75 yd	843-ST	□□□□				□□□	□□□	51.0#
SORP	Medium Sofa - Replacement Arm (Open Arm) • Includes armcap		843-OA/LF			□□□	□□□			13.0#
			843-OA/RF			□□□	□□□			13.0#
SORP	Medium Sofa - Replacement Arm (Closed Arm) • Includes armcap	2.5 yd	843-CA/LF	□□□□		□□□	□□□	□□□	□□□	25.0#
		2.5 yd	843-CA/RF	□□□□		□□□	□□□	□□□	□□□	25.0#
SORP	Medium Sofa - Replacement Arm (Armless)	3 yd	843-AL/LF	□□□□		□□□		□□□	□□□	18.0#
		3 yd	843-AL/RF	□□□□		□□□		□□□	□□□	18.0#
SORP	Medium Sofa - Replacement Armcaps • Set of 2		843-AC			□□□	□□□			5.0#

A **B** **C** **D** **E** **F**

HOW TO ORDER

Indicate the following information on order form:

- Quantity of each item.
- Model number, including options. See "How To Build a Model Number".
- Any special service required.

Note: • The indicates that a choice is required.
 • The absence of the indicates that no choice is required.
 • Alpha-numeric characters in place of indicate that no other alternatives are available.

HOW TO BUILD A MODEL NUMBER

- A** Select basic model.
- B** Select non-contrast or fabric contrast 1. Refer to color addendum at ki.com or KI Fabrics & Finishes binder.
- C** Select wood finish color. Refer to color addendum at ki.com or KI Fabrics & Finishes binder. For Kensington Maple add upcharge.
- D** Select arm option.

WAC	- Wood armcaps
PAC	- Black poly (pair); add \$170
- E** Select fire code.

NFR	- Compliance to TB 117-2013
FR	- Compliance to TB 133

 See pricing column for TB133 upcharge.
- F** Select moisture barrier.

NMB	- No moisture barrier
MB	- Moisture barrier

See pricing column for moisture barrier upcharge.

KENSINGTON MAPLE UPCHARGE

Kensington Maple requires extended leadtimes.

Model	
823	\$16
833	\$16
843	\$16



Wood Finish	Grade C.O.M.	Grade C	Grade D	Grade E & C.O.L.	Grade F	Grade G	Grade H	Grade I	Grade J	Grade K	Grade L Leather	Grade M Leather	TB133 add to list price	Moisture Barrier add to list price
N/A	\$ 1188	\$ 1222	\$ 1276	\$ 1342	\$ 1385	\$ 1473	\$ 1559	\$ 1669	\$ 1884	\$ 2105	\$ 2325	\$ 2760	\$ 228	\$ 228
N/A	\$ 1242	\$ 1269	\$ 1311	\$ 1363	\$ 1399	\$ 1466	\$ 1532	\$ 1616	\$ 1787	\$ 1956	\$ 2127	\$ 2468	\$ 228	\$ 215
\$ 460													N/A	N/A
460													N/A	N/A
N/A	\$ 700	\$ 717	\$ 749	\$ 786	\$ 810	\$ 858	\$ 905	\$ 967	\$ 1090	\$ 1210	\$ 1331	\$ 1576	\$ 219	\$ 107
N/A	700	717	749	786	810	858	905	967	1090	1210	1331	1576	219	107
N/A	\$ 705	\$ 724	\$ 761	\$ 806	\$ 835	\$ 891	\$ 952	\$ 1022	\$ 1171	\$ 1315	\$ 1461	\$ 1753	\$ 262	\$ 126
N/A	705	724	761	806	835	891	952	1022	1171	1315	1461	1753	262	126
\$ 320													N/A	N/A

INFORMATION

C.O.M. Requirements

C.O.M. yardage requirements listed above are based on plain goods 54" wide. If less than 54" wide or fabrics requiring matching (stripes, plaids, prints, large patterns), additional yardage will be needed. Consult C.O.M. matrix on the Ordering C.O.M. and C.O.L. page for additional yardage needed. For C.O.M. fabric sent to KI-High Point on multiple rolls, add an additional yard of fabric per roll to the yardage requirements.

C.O.L. Requirements

Figure 18 sq. ft. of leather (C.O.L.) for each yard shown (i.e., 4.75 x 18 = 85.5 sq. ft.).

Contrasting Upholstery

When contrasting fabric is chosen, price at highest in-grade.

Minimum Fabric/Leather Quantity

Minimum order for fabric is 1 yard. Minimum order for leather is 1 hide (approx-

mately 50 sq. ft).

California TB133 Fire Safety Code

The above seating products can be manufactured using the appropriate flame-retardant materials and fabric selections for compliance to California Technical Bulletin 133. Please contact KI customer service for fabric compliance. Not available with moisture barrier.

SPECIAL SERVICES

Special Carton Marking

With specially marked information N/C

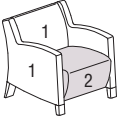
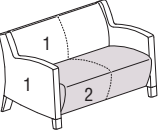
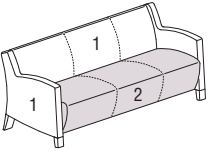
Shipping

Shipped k.d. freight prepaid f.o.b. High Point, North Carolina 27263 factory. Freight class #175.

Specifications and prices are subject to change without prior notice.

Soltice®

Lobby and Lounge Seating

MODEL	Features	COM	MODEL NUMBER					
			Basic Model	Non-Contrast or Fabric Contrast 1	Fabric Contrast 2	Wood Finish	Fire Code	Moisture Barrier
 <p>Large Lounge Chair (Closed Arm) • 1 = Back and arms (Fabric Contrast 1) C.O.M. = 4.75 yd • 2 = Seat (Fabric Contrast 2) C.O.M. = 1.75 yd</p>	Non-contrast	5.5 yd	SP923/NC	<input type="checkbox"/> <input type="checkbox"/> <input type="checkbox"/> <input type="checkbox"/>		<input type="checkbox"/> <input type="checkbox"/>	<input type="checkbox"/> <input type="checkbox"/>	<input type="checkbox"/> <input type="checkbox"/>
	Contrast		SP923/FC	<input type="checkbox"/> <input type="checkbox"/> <input type="checkbox"/> <input type="checkbox"/>	<input type="checkbox"/> <input type="checkbox"/> <input type="checkbox"/> <input type="checkbox"/>	<input type="checkbox"/> <input type="checkbox"/>	<input type="checkbox"/> <input type="checkbox"/>	<input type="checkbox"/> <input type="checkbox"/>
 <p>Large Loveseat (Closed Arm) • 1 = Back and arms (Fabric Contrast 1) C.O.M. = 6 yd • 2 = Seat (Fabric Contrast 2) C.O.M. = 2.75 yd</p>	Non-contrast	7.75 yd	SP933/NC	<input type="checkbox"/> <input type="checkbox"/> <input type="checkbox"/> <input type="checkbox"/>		<input type="checkbox"/> <input type="checkbox"/>	<input type="checkbox"/> <input type="checkbox"/>	<input type="checkbox"/> <input type="checkbox"/>
	Contrast		SP933/FC	<input type="checkbox"/> <input type="checkbox"/> <input type="checkbox"/> <input type="checkbox"/>	<input type="checkbox"/> <input type="checkbox"/> <input type="checkbox"/> <input type="checkbox"/>	<input type="checkbox"/> <input type="checkbox"/>	<input type="checkbox"/> <input type="checkbox"/>	<input type="checkbox"/> <input type="checkbox"/>
 <p>Large Sofa (Closed Arm) • 1 = Back and arms (Fabric Contrast 1) C.O.M. = 7.5 yd • 2 = Seat (Fabric Contrast 2) C.O.M. = 3.5 yd</p>	Non-contrast	9.75 yd	SP943/NC	<input type="checkbox"/> <input type="checkbox"/> <input type="checkbox"/> <input type="checkbox"/>		<input type="checkbox"/> <input type="checkbox"/>	<input type="checkbox"/> <input type="checkbox"/>	<input type="checkbox"/> <input type="checkbox"/>
	Contrast		SP943/FC	<input type="checkbox"/> <input type="checkbox"/> <input type="checkbox"/> <input type="checkbox"/>	<input type="checkbox"/> <input type="checkbox"/> <input type="checkbox"/> <input type="checkbox"/>	<input type="checkbox"/> <input type="checkbox"/>	<input type="checkbox"/> <input type="checkbox"/>	<input type="checkbox"/> <input type="checkbox"/>

A **B** **C** **D** **E** **F**

HOW TO ORDER

Indicate the following information on order form:

- Quantity of each item.
- Model number, including options. See "How To Build a Model Number".
- Any special service required.

Note: • The indicates that a choice is required.

- The absence of the indicates that no choice is required.
- Alpha-numeric characters in place of indicate that no other alternatives are available.

HOW TO BUILD A MODEL NUMBER

- A** Select basic model.
- B** Select non-contrast or fabric contrast 1. Refer to color addendum at ki.com or KI Fabrics & Finishes binder.
- C** Select fabric contrast 2. Refer to color addendum at ki.com or KI Fabrics & Finishes binder.
- D** Select wood finish color. Refer to color addendum at ki.com or KI Fabrics & Finishes binder. For Kensington Maple add upcharge.
- E** Select fire code.
 - NFR - Compliance to TB 117-2013
 - FR - Compliance to TB 133
 See pricing column for TB133 upcharge.
- F** Select moisture barrier.
 - NMB - No moisture barrier
 - MB - Moisture barrier

See pricing column for moisture barrier upcharge.

KENSINGTON MAPLE UPCHARGE

Kensington Maple requires extended leadtimes.

Model	
SP923/NC	\$16
SP933/NC	\$16
SP943/NC	\$16
SP923/FC	\$16
SP933/FC	\$16
SP943/FC	\$16



Approx. Packaged Weight	Grade C.O.M.	Grade C	Grade D	Grade E & C.O.L.	Grade F	Grade G	Grade H	Grade I	Grade J	Grade K	Grade L Leather	Grade M Leather	TB133 add to list price	Moisture Barrier add to list price
80.0#	\$ 2151	\$ 2187	\$ 2247	\$ 2320	\$ 2368	\$ 2466	\$ 2563	\$ 2683	\$ 2926	\$ 3170	\$ 3410	\$ 3896	\$ 406	\$ 148
80.0#	2208	2243	2304	2376	2427	2522	2620	2743	2983	3228	3468	3954	406	148
105.0#	\$ 3152	\$ 3196	\$ 3276	\$ 3364	\$ 3425	\$ 3547	\$ 3667	\$ 3819	\$ 4123	\$ 4425	\$ 4730	\$ 5337	\$ 564	\$ 283
105.0#	3238	3285	3361	3453	3511	3634	3754	3904	4210	4512	4817	5423	564	283
125.0#	\$ 3773	\$ 3832	\$ 3933	\$ 4054	\$ 4131	\$ 4292	\$ 4452	\$ 4654	\$ 5054	\$ 5455	\$ 5856	\$ 6655	\$ 708	\$ 431
125.0#	3883	3942	4041	4161	4242	4401	4562	4762	5162	5562	5964	6764	708	431

INFORMATION

C.O.M. Requirements

C.O.M. yardage requirements listed above are based on plain goods 54" wide. If less than 54" wide or fabrics requiring matching (stripes, plaids, prints, large patterns), additional yardage will be needed. Consult C.O.M. matrix on the Ordering C.O.M. and C.O.L. page for additional yardage needed. For C.O.M. fabric sent to KI-High Point on multiple rolls, add an additional yard of fabric per roll to the yardage requirements.

C.O.L. Requirements

Figure 18 sq. ft. of leather (C.O.L.) for each yard shown (i.e., 4.75 x 18 = 85.5 sq. ft.).

Contrasting Upholstery

When contrasting fabric is chosen, price at highest in-grade.

Minimum Fabric/Leather Quantity

Minimum order for fabric is 1 yard. Minimum order for leather is 1 hide (approx-

mately 50 sq. ft).

California TB133 Fire Safety Code

The above seating products can be manufactured using the appropriate flame-retardant materials and fabric selections for compliance to California Technical Bulletin 133. Please contact KI customer service for fabric compliance. Not available with moisture barrier.

SPECIAL SERVICES

Special Carton Marking

With specially marked information N/C


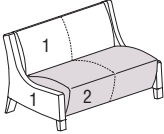
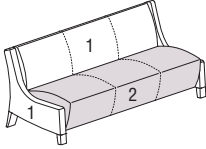
Shipping

Shipped **assembled unless replacement parts which ship k.d. freight prepaid High Point, North Carolina 27263** factory. Freight class #175.

Specifications and prices are subject to change without prior notice.

Soltice®

Lobby and Lounge Seating

MODEL	Features	COM	MODEL NUMBER					
			Basic Model	Non-Contrast or Fabric Contrast 1	Fabric Contrast 2	Wood Finish	Fire Code	Moisture Barrier
 <p>Large Lounge Chair (Armless) • 1 = Back and side panels (Fabric Contrast 1) C.O.M. = 4.75 yd • 2 = Seat (Fabric Contrast 2) C.O.M. = 1.75 yd</p>	Non-contrast	5.5 yd	SA923/NC	<input type="checkbox"/> <input type="checkbox"/> <input type="checkbox"/> <input type="checkbox"/>		<input type="checkbox"/> <input type="checkbox"/> <input type="checkbox"/> <input type="checkbox"/>	<input type="checkbox"/> <input type="checkbox"/> <input type="checkbox"/> <input type="checkbox"/>	<input type="checkbox"/> <input type="checkbox"/> <input type="checkbox"/> <input type="checkbox"/>
	Contrast		SA923/FC	<input type="checkbox"/> <input type="checkbox"/> <input type="checkbox"/> <input type="checkbox"/>	<input type="checkbox"/> <input type="checkbox"/> <input type="checkbox"/> <input type="checkbox"/>	<input type="checkbox"/> <input type="checkbox"/> <input type="checkbox"/> <input type="checkbox"/>	<input type="checkbox"/> <input type="checkbox"/> <input type="checkbox"/> <input type="checkbox"/>	<input type="checkbox"/> <input type="checkbox"/> <input type="checkbox"/> <input type="checkbox"/>
 <p>Large Loveseat (Armless) • 1 = Back and side panels (Fabric Contrast 1) C.O.M. = 5.75 yd • 2 = Seat (Fabric Contrast 2) C.O.M. = 2.75 yd</p>	Non-contrast	7.5 yd	SA933/NC	<input type="checkbox"/> <input type="checkbox"/> <input type="checkbox"/> <input type="checkbox"/>		<input type="checkbox"/> <input type="checkbox"/> <input type="checkbox"/> <input type="checkbox"/>	<input type="checkbox"/> <input type="checkbox"/> <input type="checkbox"/> <input type="checkbox"/>	<input type="checkbox"/> <input type="checkbox"/> <input type="checkbox"/> <input type="checkbox"/>
	Contrast		SA933/FC	<input type="checkbox"/> <input type="checkbox"/> <input type="checkbox"/> <input type="checkbox"/>	<input type="checkbox"/> <input type="checkbox"/> <input type="checkbox"/> <input type="checkbox"/>	<input type="checkbox"/> <input type="checkbox"/> <input type="checkbox"/> <input type="checkbox"/>	<input type="checkbox"/> <input type="checkbox"/> <input type="checkbox"/> <input type="checkbox"/>	<input type="checkbox"/> <input type="checkbox"/> <input type="checkbox"/> <input type="checkbox"/>
 <p>Large Sofa (Armless) • 1 = Back and side panels (Fabric Contrast 1) C.O.M. = 7.5 yd • 2 = Seat (Fabric Contrast 2) C.O.M. = 3.5 yd</p>	Non-contrast	9.5 yd	SA943/NC	<input type="checkbox"/> <input type="checkbox"/> <input type="checkbox"/> <input type="checkbox"/>		<input type="checkbox"/> <input type="checkbox"/> <input type="checkbox"/> <input type="checkbox"/>	<input type="checkbox"/> <input type="checkbox"/> <input type="checkbox"/> <input type="checkbox"/>	<input type="checkbox"/> <input type="checkbox"/> <input type="checkbox"/> <input type="checkbox"/>
	Contrast		SA943/FC	<input type="checkbox"/> <input type="checkbox"/> <input type="checkbox"/> <input type="checkbox"/>	<input type="checkbox"/> <input type="checkbox"/> <input type="checkbox"/> <input type="checkbox"/>	<input type="checkbox"/> <input type="checkbox"/> <input type="checkbox"/> <input type="checkbox"/>	<input type="checkbox"/> <input type="checkbox"/> <input type="checkbox"/> <input type="checkbox"/>	<input type="checkbox"/> <input type="checkbox"/> <input type="checkbox"/> <input type="checkbox"/>

A **B** **C** **D** **E** **F**

HOW TO ORDER

Indicate the following information on order form:

- Quantity of each item.
- Model number, including options. See "How To Build a Model Number".
- Any special service required.

Note: • The indicates that a choice is required.

- The absence of the indicates that no choice is required.
- Alpha-numeric characters in place of indicate that no other alternatives are available.

HOW TO BUILD A MODEL NUMBER

- A** Select basic model.
- B** Select non-contrast or fabric contrast 1. Refer to color addendum at ki.com or KI Fabrics & Finishes binder.
- C** Select fabric contrast 2. Refer to color addendum at ki.com or KI Fabrics & Finishes binder.
- D** Select wood finish color. Refer to color addendum at ki.com or KI Fabrics & Finishes binder. For Kensington Maple add upcharge.
- E** Select fire code.
 - NFR - Compliance to TB 117-2013
 - FR - Compliance to TB 133
 See pricing column for TB133 upcharge.
- F** Select moisture barrier.
 - NMB - No moisture barrier
 - MB - Moisture barrier

See pricing column for moisture barrier upcharge.

KENSINGTON MAPLE UPCHARGE

Kensington Maple requires extended leadtimes.

Model	
SA923/NC	\$16
SA933/NC	\$16
SA943/NC	\$16
SA923/FC	\$16
SA933/FC	\$16
SA943/FC	\$16



Approx. Packaged Weight	Grade C.O.M.	Grade C	Grade D	Grade E & C.O.L.	Grade F	Grade G	Grade H	Grade I	Grade J	Grade K	Grade L Leather	Grade M Leather	TB133 add to list price	Moisture Barrier add to list price
75.0#	\$ 2189	\$ 2223	\$ 2279	\$ 2348	\$ 2396	\$ 2488	\$ 2580	\$ 2698	\$ 2926	\$ 3156	\$ 3390	\$ 3849	\$ 406	\$ 148
75.0#	2247	2279	2339	2406	2452	2545	2638	2753	2983	3217	3445	3905	406	148
95.0#	\$ 3072	\$ 3120	\$ 3197	\$ 3293	\$ 3358	\$ 3484	\$ 3609	\$ 3770	\$ 4081	\$ 4399	\$ 4713	\$ 5344	\$ 564	\$ 283
95.0#	3159	3207	3286	3379	3444	3572	3697	3855	4169	4487	4801	5430	564	283
120.0#	\$ 3679	\$ 3739	\$ 3836	\$ 3957	\$ 4038	\$ 4199	\$ 4358	\$ 4557	\$ 4960	\$ 5360	\$ 5761	\$ 6563	\$ 708	\$ 431
120.0#	3785	3847	3947	4067	4149	4307	4467	4667	5068	5468	5869	6669	708	431

INFORMATION

C.O.M. Requirements

C.O.M. yardage requirements listed above are based on plain goods 54" wide. If less than 54" wide or fabrics requiring matching (stripes, plaids, prints, large patterns), additional yardage will be needed. Consult C.O.M. matrix on the Ordering C.O.M. and C.O.L. page for additional yardage needed. For C.O.M. fabric sent to KI-High Point on multiple rolls, add an additional yard of fabric per roll to the yardage requirements.

C.O.L. Requirements

Figure 18 sq. ft. of leather (C.O.L.) for each yard shown (i.e., 4.75 x 18 = 85.5 sq. ft.).

Contrasting Upholstery

When contrasting fabric is chosen, price at highest in-grade.

Minimum Fabric/Leather Quantity

Minimum order for fabric is 1 yard. Minimum order for leather is 1 hide (approx-

mately 50 sq. ft).

California TB133 Fire Safety Code

The above seating products can be manufactured using the appropriate flame-retardant materials and fabric selections for compliance to California Technical Bulletin 133. Please contact KI customer service for fabric compliance. Not available with moisture barrier.

SPECIAL SERVICES

Special Carton Marking

With specially marked information N/C

Shipping

Shipped **assembled unless replacement parts which ship k.d. freight prepaid High Point, North Carolina 27263** factory. Freight class #175.

Specifications and prices are subject to change without prior notice.

Soltice®

Replacement Parts

	MODEL	COM	MODEL NUMBER					Approx. Packaged Weight	Grade C.O.M.	
			Basic Model	Non-Contrast or Fabric Contrast 1	Wood Finish	TB133	Moisture Barrier			
SORP	Large Lounge Chair - Replacement Back	1.75 yd	923-BK	□□□□			□□□	□□□	20.0#	\$ 692
SORP	Large Lounge Chair - Replacement Seat	1.75 yd	923-ST	□□□□			□□□	□□□	25.0#	\$ 790
SORP	Large Lounge Chair - Replacement Arm (Closed Arm)	3 yd	923-CA/LF	□□□□	□□□	□□□	□□□	□□□	25.0#	\$ 886
		3 yd	923-CA/RF	□□□□	□□□	□□□	□□□	□□□	25.0#	886
SORP	Large Lounge Chair - Replacement Arm (Armless)	3 yd	923-AL	□□□□	□□□	□□□	□□□	□□□	15.0#	\$ 805
SORP	Large Loveseat - Replacement Back	3.25 yd	933-BK	□□□□			□□□	□□□	32.0#	\$ 911
SORP	Large Loveseat - Replacement Seat	3 yd	933-ST	□□□□			□□□	□□□	48.0#	\$ 1054
SORP	Large Loveseat - Replacement Arm (Closed Arm)	3 yd	933-CA/LF	□□□□	□□□	□□□	□□□	□□□	20.0#	\$ 886
		3 yd	933-CA/RF	□□□□	□□□	□□□	□□□	□□□	20.0#	886
SORP	Large Loveseat - Replacement Arm (Armless)	3 yd	933-AL	□□□□	□□□	□□□	□□□	□□□	15.0#	\$ 805
SORP	Large Sofa - Replacement Back	4.75 yd	943-BK	□□□□			□□□	□□□	45.0#	\$ 1142
SORP	Large Sofa - Replacement Seat	3.75 yd	943-ST	□□□□			□□□	□□□	60.0#	\$ 1307
SORP	Large Sofa - Replacement Arm (Closed Arm)	3 yd	943-CA/LF	□□□□	□□□	□□□	□□□	□□□	20.0#	\$ 886
		3 yd	943-CA/RF	□□□□	□□□	□□□	□□□	□□□	20.0#	886
SORP	Large Sofa - Replacement Arm (Armless)	3 yd	943-AL	□□□□	□□□	□□□	□□□	□□□	15.0#	\$ 805

A

B

C

D

E

HOW TO ORDER

Indicate the following information on order form:

- Quantity of each item.
- Model number, including options. See "How To Build a Model Number".
- Any special service required.

Note: • The □ indicates that a choice is required.

- The absence of the □ indicates that no choice is required.
- Alpha-numeric characters in place of □ indicate that no other alternatives are available.

HOW TO BUILD A MODEL NUMBER

- A** Select basic model.
- B** Select non-contrast or fabric contrast 1. Refer to color addendum at ki.com or KI Fabrics & Finishes binder.
- C** Select wood finish color. Refer to color addendum at ki.com or KI Fabrics & Finishes binder. For Kensington Maple add upcharge.
- D** Select fire code.
NFR - Compliance to TB 117-2013
FR - Compliance to TB 133
 See pricing column for TB133 upcharge.
- E** Select moisture barrier.
NMB - No moisture barrier
MB - Moisture barrier
 See pricing column for moisture barrier upcharge.

KENSINGTON MAPLE UPCHARGE

Kensington Maple requires extended leadtimes.

Model	
923	\$16
933	\$16
943	\$16



Grade C	Grade D	Grade E & C.O.L.	Grade F	Grade G	Grade H	Grade I	Grade J	Grade K	Grade L Leather	Grade M Leather	TB133 add to list price	Moisture Barrier add to list price
\$ 705	\$ 723	\$ 750	\$ 767	\$ 801	\$ 835	\$ 879	\$ 962	\$ 1048	\$ 1133	\$ 1303	\$ 132	\$ 123
\$ 801	\$ 818	\$ 842	\$ 857	\$ 885	\$ 916	\$ 950	\$ 1022	\$ 1096	\$ 1170	\$ 1314	\$ 132	\$ 123
\$ 907	\$ 943	\$ 988	\$ 1017	\$ 1074	\$ 1134	\$ 1206	\$ 1353	\$ 1498	\$ 1645	\$ 1935	\$ 251	\$ 122
907	943	988	1017	1074	1134	1206	1353	1498	1645	1935	251	122
\$ 828	\$ 862	\$ 906	\$ 934	\$ 992	\$ 1054	\$ 1126	\$ 1272	\$ 1415	\$ 1563	\$ 1853	\$ 251	\$ 122
\$ 929	\$ 963	\$ 1004	\$ 1031	\$ 1084	\$ 1136	\$ 1203	\$ 1338	\$ 1472	\$ 1605	\$ 1872	\$ 180	\$ 123
\$ 1070	\$ 1101	\$ 1137	\$ 1161	\$ 1210	\$ 1259	\$ 1318	\$ 1440	\$ 1563	\$ 1684	\$ 1926	\$ 180	\$ 123
\$ 907	\$ 943	\$ 988	\$ 1017	\$ 1074	\$ 1134	\$ 1206	\$ 1353	\$ 1498	\$ 1645	\$ 1935	\$ 251	\$ 122
907	943	988	1017	1074	1134	1206	1353	1498	1645	1935	251	122
\$ 828	\$ 862	\$ 906	\$ 934	\$ 992	\$ 1054	\$ 1126	\$ 1272	\$ 1415	\$ 1563	\$ 1853	\$ 251	\$ 122
\$ 1177	\$ 1232	\$ 1298	\$ 1340	\$ 1428	\$ 1515	\$ 1624	\$ 1842	\$ 2059	\$ 2278	\$ 2715	\$ 228	\$ 123
\$ 1334	\$ 1376	\$ 1428	\$ 1461	\$ 1527	\$ 1598	\$ 1682	\$ 1878	\$ 2021	\$ 2192	\$ 2532	\$ 228	\$ 123
\$ 907	\$ 943	\$ 988	\$ 1017	\$ 1074	\$ 1134	\$ 1206	\$ 1353	\$ 1498	\$ 1645	\$ 1935	\$ 251	\$ 122
907	943	988	1017	1074	1134	1206	1353	1498	1645	1935	251	122
\$ 828	\$ 862	\$ 906	\$ 934	\$ 992	\$ 1054	\$ 1126	\$ 1272	\$ 1415	\$ 1563	\$ 1853	\$ 251	\$ 122

INFORMATION

C.O.M. Requirements

C.O.M. yardage requirements listed above are based on plain goods 54" wide. If less than 54" wide or fabrics requiring matching (stripes, plaids, prints, large patterns), additional yardage will be needed. Consult C.O.M. matrix on the Ordering C.O.M. and C.O.L. page for additional yardage needed. For C.O.M. fabric sent to KI-High Point on multiple rolls, add an additional yard of fabric per roll to the yardage requirements.

C.O.L. Requirements

Figure 18 sq. ft. of leather (C.O.L.) for each yard shown (i.e., 4.75 x 18 = 85.5 sq. ft.).

Contrasting Upholstery

When contrasting fabric is chosen, price at highest in-grade.

Minimum Fabric/Leather Quantity

Minimum order for fabric is 1 yard. Minimum order for leather is 1 hide (approx-

mately 50 sq. ft).

California TB133 Fire Safety Code

The above seating products can be manufactured using the appropriate flame-retardant materials and fabric selections for compliance to California Technical Bulletin 133. Please contact KI customer service for fabric compliance. Not available with moisture barrier.

SPECIAL SERVICES

Special Carton Marking

With specially marked information N/C

Shipping

Shipped **assembled unless replacement parts which ship k.d. freight prepaid High Point, North Carolina 27263** factory. Freight class #175.

Specifications and prices are subject to change without prior notice.

Tea Cup™

General Information



Lounge Chair



Loveseat (Single Seat)



Loveseat (Double Seat)

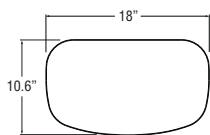


Lounge Chair w/Tablet Arm

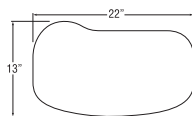
General Dimensions

Seat width	22"	44"	44"	22"
Seat depth	21"	21"	21"	21"
Seat height	18-1/2"	18-1/2"	18-1/2"	18-1/2"
Tablet arm				13" Diameter
Arm width	4"	4"	4"	4"
Arm height	24"	24"	24"	24"
Overall Dimensions				
Width	30"	52"	52"	30"
Depth	31"	31"	31"	31"
Height	31"	31"	31"	31"

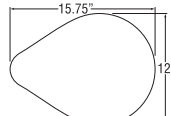
Tablet Arm Options



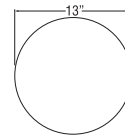
Bowfront Tablet



Standard Jessa™ Tablet



Teardrop Tablet



Standard Teacup Tablet

UPHOLSTERY INFORMATION

C.O.M. Fabric

For C.O.M. fabric sent to KI-High Point on multiple rolls, add an additional yard of fabric per roll to the yardage requirements. Multiple rolls have shorter pieces of fabric on them and do not allow nesting and stacking of the fabric to achieve the best yield as is done with one large roll. This results in yardage shortages and requests for additional fabric from the client, which can hold up the order. For each roll that is sent, one yard needs to be added and needs to be added to one of the rolls, not separately.

Fabric Disclaimer

Fabric will be applied as swatched by the fabric manufacturer. Fabric that is required to be applied differently than is swatched will need a Special Cost Request written specifying the direction the fabric is to be applied. The posted standard lead time will apply to the Special Cost Request.

Tablet Arm

Tablet is left facing (right-handed when seated)—standard. Tablet is figured laminated wood veneer bowfront—standard. Available in all standard KI wood finishes - specify. For tablet options/specifications, refer to table specifications. Tablet is removable—standard. Chair will be produced with left-facing/right-handed tablet unless reverse is specified.

TABLET ARM OPTIONS

All tablets can be done on any tablet chair except RELAX.

FINISH INFORMATION

SPECIAL FINISH MATCHES

KI can match special finish requests at an upcharge of \$68 List per item, up to 12 or a maximum charge of \$818 List per order per color. Special finish requests must be sent to your KI customer service representative.

Upon receipt from KI, the finishing department will prepare a "strike-off" which will be sent to the customer for approval.

The approval form accompanying the strike-off should be faxed to your KI customer service representative. Upon receipt of the signed approval form, KI will proceed with the order. Disapproved samples may be sent back to KI directly with an explanation of disapproval. A Special Finish Number (SFN) will be assigned to this finish sample for future reference or reorders.



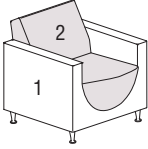
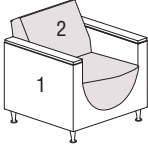
INFORMATION

Warranty

Refer to KI Terms & Conditions document
or visit ki.com

Tea Cup™

Lobby and Lounge Seating

			MODEL NUMBER							Approx. Packaged Weight
Features	COM	Basic Model	Non-Contrast or Fabric Contrast 1	Fabric Contrast 2	Legs and/or Casters	Wood Finish	Fire Code	Moisture Barrier		
 <p>TEAC Lounge Chair with Upholstered Arms</p> <ul style="list-style-type: none"> 1 = Body (Fabric Contrast 1) C.O.M. = 3.5 yd 2 = Back and seat (Fabric Contrast 2) C.O.M. = 2.25 yd 	Non-contrast	3.75 yd	5723/NC	□□□□		□□□□□□□□		□□□	□□□	65.0#
	Contrast		5723/FC	□□□□	□□□□	□□□□□□□□		□□□	□□□	65.0#
 <p>TEAC Lounge Chair with Wood Arms</p> <ul style="list-style-type: none"> 1 = Body (Fabric Contrast 1) C.O.M. = 3.5 yd 2 = Back and seat (Fabric Contrast 2) C.O.M. = 2.25 yd 	Non-contrast	3.75 yd	5723WA/NC	□□□□		□□□□□□□□	□□□	□□□	□□□	65.0#
	Contrast		5723WA/FC	□□□□	□□□□	□□□□□□□□	□□□	□□□	□□□	65.0#
			A	B	C	D	E	F	G	

HOW TO ORDER

Indicate the following information on order form:

- Quantity of each item.
- Model number, including options. See "How To Build a Model Number".
- Any special service required.

Note: • The □ indicates that a choice is required.

- The absence of the □ indicates that no choice is required.
- Alpha-numeric characters in place of □ indicate that no other alternatives are available.

HOW TO BUILD A MODEL NUMBER

- A** Select basic model.
- B** Select non-contrast or fabric contrast 1. Refer to color addendum at ki.com or KI Fabrics & Finishes binder.
- C** Select fabric contrast 2. Refer to color addendum at ki.com or KI Fabrics & Finishes binder.
- D** Select leg finish or casters.
 - BRAL** - Brushed aluminum legs (standard)
 - BL** - Black legs; add \$102
 - POL** - Polished aluminum legs; add \$102
 - PW** - Pewter legs; add \$102
 - FCRBRAL** - Front casters, rear brushed aluminum legs; add \$102
 - FCRPOL** - Front casters, rear polished aluminum legs; add \$102
 - FCRBL** - Front casters, rear textured black legs; add \$102

- FCRPW** - Front casters, rear pewter legs; add \$102
- RCFBRAL** - Rear casters, front brushed aluminum legs; add \$102
- RCFPOL** - Rear casters, front polished aluminum legs; add \$102
- RCFBL** - Rear casters, front textured black legs; add \$102
- RCFPW** - Rear casters, front pewter legs; add \$102
- FRC** - Front/rear casters (price per pair); add \$205
- E** Select wood finish color. For Kensington Maple add upcharge.
- F** Select fire code.
 - NFR** - Compliance to TB 117-2013
 - FR** - Compliance to TB 133
 See pricing column for TB133 upcharge.
- G** Select moisture barrier.
 - NMB** - No moisture barrier
 - MB** - Moisture barrier
 See pricing column for moisture barrier upcharge.



Grade C.O.M.	Grade C	Grade D	Grade E & C.O.L.	Grade F	Grade G	Grade H	Grade I	Grade J	Grade K	Grade L Leather	Grade M Leather	TB133 add to list price	Moisture Barrier add to list price
\$ 1563	\$ 1600	\$ 1653	\$ 1726	\$ 1770	\$ 1858	\$ 1954	\$ 2067	\$ 2301	\$ 2526	\$ 2762	\$ 3224	\$ 374	\$ 137
1621	1656	1710	1781	1826	1915	2012	2123	2358	2583	2820	3281	374	137
\$ 1777	\$ 1815	\$ 1868	\$ 1941	\$ 1985	\$ 2073	\$ 2169	\$ 2279	\$ 2514	\$ 2742	\$ 2978	\$ 3436	\$ 374	\$ 137
1834	1872	1925	1996	2041	2128	2227	2338	2573	2796	3033	3494	374	137

KENSINGTON MAPLE UPCHARGE

Kensington Maple requires extended leadtimes.

Model	
5713T/NC	\$10
5723WA/NC	\$10
5733WA/NC	\$10
5735WA/NC	\$10
5713T/FC	\$10
5723WA/FC	\$10
5733WA/FC	\$10
5735WA/FC	\$10

INFORMATION

C.O.M. Requirements

C.O.M. yardage requirements listed above are based on plain goods 54" wide. If less than 54" wide or fabrics requiring matching (stripes, plaids, prints, large patterns), additional yardage will be needed. Consult C.O.M. matrix on the Ordering C.O.M. and C.O.L. page for additional yardage needed. For C.O.M. fabric sent to KI-High Point on multiple rolls, add an additional yard of fabric per roll to the yardage requirements.

C.O.L. Requirements

Figure 18 sq. ft. of leather (C.O.L.) for each yard shown (i.e., 4.75 x 18 = 85.5 sq. ft.).

Contrasting Upholstery

When contrasting fabric is chosen, price at highest in-grade.

Minimum Fabric/Leather Quantity

Minimum order for fabric is 1 yard. Minimum order for leather is 1 hide (approx-

mately 50 sq. ft.).

California TB133 Fire Safety Code

The above seating products can be manufactured using the appropriate flame-retardant materials and fabric selections for compliance to California Technical Bulletin 133. Please contact KI customer service for fabric compliance. Not available with moisture barrier.

Construction

Frames of kiln-dried hardwood and laminated wood veneer. Cushioning of multiple densities of polyurethane foam and dacron fiber. Legs are solid aluminum turned and tapped for metal-to-metal connection, available in brushed aluminum - standard. Attached cushions.

SPECIAL SERVICES

Special Carton Marking

With specially marked information N/C

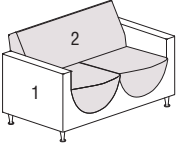
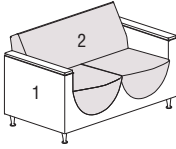
Shipping

Shipped **assembled freight prepaid f.o.b. High Point, North Carolina 27263** factory. Freight class #175.

Specifications and prices are subject to change without prior notice.

Tea Cup™

Lobby and Lounge Seating

MODEL	Features	COM	MODEL NUMBER						
			Basic Model	Non-Contrast or Fabric Contrast 1	Fabric Contrast 2	Leg Finish	Wood Finish	Fire Code	Moisture Barrier
 <p>Love seat with Upholstered Arms and Double Cushion</p> <ul style="list-style-type: none"> 1 = Body (Fabric Contrast 1) C.O.M. = 3.5 yd 2 = Back and seat (Fabric Contrast 2) C.O.M. = 4.5 yd 	Non-contrast	6 yd	5733/NC	□□□□		□□□□		□□□	□□□
	Contrast		5733/FC	□□□□	□□□□	□□□□		□□□	□□□
 <p>Love seat with Wood Arms and Double Cushion</p> <ul style="list-style-type: none"> 1 = Body (Fabric Contrast 1) C.O.M. = 3.5 yd 2 = Back and seat (Fabric Contrast 2) C.O.M. = 4.5 yd 	Non-contrast	6 yd	5733WA/NC	□□□□		□□□□	□□□	□□□	□□□
	Contrast		5733WA/FC	□□□□	□□□□	□□□□	□□□	□□□	□□□

A **B** **C** **D** **E** **F** **G**

HOW TO ORDER

Indicate the following information on order form:

- Quantity of each item.
- Model number, including options. See "How To Build a Model Number".
- Any special service required.

Note: • The □ indicates that a choice is required.

- The absence of the □ indicates that no choice is required.
- Alpha-numeric characters in place of □ indicate that no other alternatives are available.

HOW TO BUILD A MODEL NUMBER

- A** Select basic model.
- B** Select non-contrast or fabric contrast 1. Refer to color addendum at ki.com or KI Fabrics & Finishes binder.
- C** Select fabric contrast 2. Refer to color addendum at ki.com or KI Fabrics & Finishes binder.
- D** Select leg finish.
 - BRAL** - Brushed aluminum legs (standard)
 - POL** - Polished aluminum legs; add \$102
 - BL** - Black legs; add \$102
 - PW** - Pewter legs; add \$102
 Refer to color addendum at ki.com or KI Fabrics & Finishes binder.
- E** Select wood finish color. Refer to color addendum at ki.com or KI Fabrics & Finishes binder.

For Kensington Maple add upcharge.

- F** Select fire code.
 - NFR** - Compliance to TB 117-2013
 - FR** - Compliance to TB 133
 See pricing column for TB133 upcharge.
- G** Select moisture barrier.
 - NMB** - No moisture barrier
 - MB** - Moisture barrier
 See pricing column for moisture barrier upcharge.



Approx. Packaged Weight	Grade C.O.M.	Grade C	Grade D	Grade E & C.O.L.	Grade F	Grade G	Grade H	Grade I	Grade J	Grade K	Grade L Leather	Grade M Leather	TB133 add to list price	Moisture Barrier add to list price
95.0#	\$ 2133	\$ 2185	\$ 2268	\$ 2367	\$ 2434	\$ 2568	\$ 2698	\$ 2872	\$ 3201	\$ 3536	\$ 3874	\$ 4536	\$ 478	\$ 272
95.0#	2221	2271	2353	2451	2519	2652	2782	2958	3287	3623	3957	4622	478	272
95.0#	\$ 2347	\$ 2400	\$ 2481	\$ 2583	\$ 2649	\$ 2781	\$ 2913	\$ 3086	\$ 3415	\$ 3751	\$ 4088	\$ 4751	\$ 478	\$ 272
95.0#	2434	2485	2568	2666	2734	2866	2997	3171	3502	3835	4174	4837	478	272

KENSINGTON MAPLE UPCHARGE

Kensington Maple requires extended leadtimes.

Model	
5713T/NC	\$10
5723WA/NC	\$10
5733WA/NC	\$10
5735WA/NC	\$10
5713T/FC	\$10
5723WA/FC	\$10
5733WA/FC	\$10
5735WA/FC	\$10

INFORMATION

C.O.M. Requirements

C.O.M. yardage requirements listed above are based on plain goods 54" wide. If less than 54" wide or fabrics requiring matching (stripes, plaids, prints, large patterns), additional yardage will be needed. Consult C.O.M. matrix on the Ordering C.O.M. and C.O.L. page for additional yardage needed. For C.O.M. fabric sent to KI-High Point on multiple rolls, add an additional yard of fabric per roll to the yardage requirements.

C.O.L. Requirements

Figure 18 sq. ft. of leather (C.O.L.) for each yard shown (i.e., 4.75 x 18 = 85.5 sq. ft.).

Contrasting Upholstery

When contrasting fabric is chosen, price at highest in-grade.

Minimum Fabric/Leather Quantity

Minimum order for fabric is 1 yard. Minimum order for leather is 1 hide (approx-

mately 50 sq. ft).

California TB133 Fire Safety Code

The above seating products can be manufactured using the appropriate flame-retardant materials and fabric selections for compliance to California Technical Bulletin 133. Please contact KI customer service for fabric compliance. Not available with moisture barrier.

Construction

Frames of kiln-dried hardwood and laminated wood veneer. Cushioning of multiple densities of polyurethane foam and dacron fiber. Legs are solid aluminum turned and tapped for metal-to-metal connection, available in brushed aluminum - standard. Attached cushions.

SPECIAL SERVICES

Special Carton Marking

With specially marked information N/C

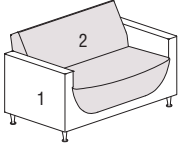
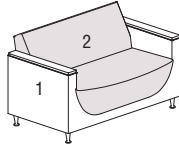
Shipping

Shipped **assembled freight prepaid f.o.b. High Point, North Carolina 27263** factory. Freight class #175.

Specifications and prices are subject to change without prior notice.

Tea Cup™

Lobby and Lounge Seating

MODEL	Features	COM	MODEL NUMBER						
			Basic Model	Non-Contrast or Fabric Contrast 1	Fabric Contrast 2	Leg Finish	Wood Finish	Fire Code	Moisture Barrier
 <p>Love seat with Upholstered Arms and Single Cushion</p> <ul style="list-style-type: none"> 1 = Body (Fabric Contrast 1) C.O.M. = 3.5 yd 2 = Back and seat (Fabric Contrast 2) C.O.M. = 4.5 yd 	Non-contrast	6 yd	5735/NC	□□□□		□□□□		□□□	□□□
	Contrast		5735/FC	□□□□	□□□□	□□□□		□□□	□□□
 <p>Love seat with Wood Arms and Single Cushion</p> <ul style="list-style-type: none"> 1 = Body (Fabric Contrast 1) C.O.M. = 3.5 yd 2 = Back and seat (Fabric Contrast 2) C.O.M. = 4.5 yd 	Non-contrast	6 yd	5735WA/NC	□□□□		□□□□	□□□	□□□	□□□
	Contrast		5735WA/FC	□□□□	□□□□	□□□□	□□□	□□□	□□□

A **B** **C** **D** **E** **F** **G**

HOW TO ORDER

Indicate the following information on order form:

- Quantity of each item.
- Model number, including options. See "How To Build a Model Number".
- Any special service required.

Note: • The □ indicates that a choice is required.

- The absence of the □ indicates that no choice is required.
- Alpha-numeric characters in place of □ indicate that no other alternatives are available.

HOW TO BUILD A MODEL NUMBER

- A** Select basic model.
- B** Select non-contrast or fabric contrast 1. Refer to color addendum at ki.com or KI Fabrics & Finishes binder.
- C** Select fabric contrast 2. Refer to color addendum at ki.com or KI Fabrics & Finishes binder.
- D** Select leg finish.
 - BRAL** - Brushed aluminum legs (standard)
 - POL** - Polished aluminum legs; add \$102
 - BL** - Black legs; add \$102
 - PW** - Pewter legs; add \$102
 Refer to color addendum at ki.com or KI Fabrics & Finishes binder.
- E** Select wood finish color. Refer to color addendum at ki.com or KI Fabrics & Finishes binder.

For Kensington Maple add upcharge.

- F** Select fire code.
 - NFR** - Compliance to TB 117-2013
 - FR** - Compliance to TB 133
 See pricing column for TB133 upcharge.
- G** Select moisture barrier.
 - NMB** - No moisture barrier
 - MB** - Moisture barrier
 See pricing column for moisture barrier upcharge.



Approx. Packaged Weight	Grade C.O.M.	Grade C	Grade D	Grade E & C.O.L.	Grade F	Grade G	Grade H	Grade I	Grade J	Grade K	Grade L Leather	Grade M Leather	TB133 add to list price	Moisture Barrier add to list price
95.0#	\$ 2133	\$ 2185	\$ 2268	\$ 2367	\$ 2434	\$ 2568	\$ 2698	\$ 2872	\$ 3201	\$ 3536	\$ 3874	\$ 4536	\$ 478	\$ 272
95.0#	2221	2271	2353	2451	2519	2652	2782	2958	3287	3623	3957	4622	478	272
95.0#	\$ 2347	\$ 2400	\$ 2481	\$ 2583	\$ 2649	\$ 2781	\$ 2913	\$ 3086	\$ 3415	\$ 3751	\$ 4088	\$ 4751	\$ 478	\$ 272
95.0#	2434	2485	2568	2666	2734	2866	2997	3171	3502	3835	4174	4837	478	272

KENSINGTON MAPLE UPCHARGE

Kensington Maple requires extended leadtimes.

Model	
5713T/NC	\$10
5723WA/NC	\$10
5733WA/NC	\$10
5735WA/NC	\$10
5713T/FC	\$10
5723WA/FC	\$10
5733WA/FC	\$10
5735WA/FC	\$10

INFORMATION
C.O.M. Requirements

C.O.M. yardage requirements listed above are based on plain goods 54" wide. If less than 54" wide or fabrics requiring matching (stripes, plaids, prints, large patterns), additional yardage will be needed. Consult C.O.M. matrix on the Ordering C.O.M. and C.O.L. page for additional yardage needed. For C.O.M. fabric sent to KI-High Point on multiple rolls, add an additional yard of fabric per roll to the yardage requirements.

C.O.L. Requirements

Figure 18 sq. ft. of leather (C.O.L.) for each yard shown (i.e., 4.75 x 18 = 85.5 sq. ft.).

Contrasting Upholstery

When contrasting fabric is chosen, price at highest in-grade.

Minimum Fabric/Leather Quantity

Minimum order for fabric is 1 yard. Minimum order for leather is 1 hide (approx-

mately 50 sq. ft.).

California TB133 Fire Safety Code

The above seating products can be manufactured using the appropriate flame-retardant materials and fabric selections for compliance to California Technical Bulletin 133. Please contact KI customer service for fabric compliance. Not available with moisture barrier.

Construction

Frames of kiln-dried hardwood and laminated wood veneer. Cushioning of multiple densities of polyurethane foam and dacron fiber. Legs are solid aluminum turned and tapped for metal-to-metal connection, available in brushed aluminum - standard. Attached cushions.

SPECIAL SERVICES
Special Carton Marking

With specially marked information N/C



Shipping

Shipped **assembled freight prepaid f.o.b. High Point, North Carolina 27263** factory. Freight class #175.

Specifications and prices are subject to change without prior notice.

Tea Cup™

Lobby and Lounge Seating

	Features	MODEL NUMBER								
		Basic Model	Non-Contrast or Fabric Contrast 1	Arm Cap	Wood Finish	Legs and/or Casters	Tablet Arm Type	Tablet Hole Cover	Lam. Color	Edge Color
 <p>Tea Cup tableted</p> <p>TEAC</p> <p>Lounge Chair with Laminate Tablet Arm - Non-Contrast 3.75 yd - LEFT FACING (Standard)</p> <ul style="list-style-type: none"> • Tea Cup™ tablet (BL): black top and T-molding edge (standard) • Tea Cup™ tablet (LAM): select laminate • Bowfront tablet (BFL): select laminate/edge color • Teardrop tablet (TDL): select laminate/edge color • Teardrop tablet (TDLE): T-molding edge • Jessa tablet (JBL): black top and T-molding edge 	Tea Cup Tablet, Black	5713T/NC/LFT/BL	□□□□	□□	□□	□□	□□	□□		
	Tea Cup Tablet	5713T/NC/LFT/LAM	□□□□	□□	□□	□□	□□	□□	□□	
	Bowfront Tablet	5713T/NC/LFT/BFL	□□□□	□□	□□	□□	□□	□□	□□	□□
	Teardrop Tablet	5713T/NC/LFT/TDL	□□□□	□□	□□	□□	□□	□□	□□	□□
	Teardrop Tablet	5713T/NC/LFT/TDLE	□□□□	□□	□□	□□	□□	□□	□□	
	Jessa Tablet, Black	5713T/NC/LFT/JBL	□□□□	□□	□□	□□	□□	□□		
 <p>Tea Cup tableted</p> <p>TEAC</p> <p>Lounge Chair with Laminate Tablet Arm - Non-Contrast 3.75 yd - RIGHT FACING</p> <ul style="list-style-type: none"> • Same tablet options as above 	Tea Cup Tablet, Black	5713T/NC/RFT/BL	□□□□	□□	□□	□□	□□	□□		
	Tea Cup Tablet	5713T/NC/RFT/LAM	□□□□	□□	□□	□□	□□	□□	□□	
	Bowfront Tablet	5713T/NC/RFT/BFL	□□□□	□□	□□	□□	□□	□□	□□	□□
	Teardrop Tablet	5713T/NC/RFT/TDL	□□□□	□□	□□	□□	□□	□□	□□	□□
	Teardrop Tablet	5713T/NC/RFT/TDLE	□□□□	□□	□□	□□	□□	□□	□□	
	Jessa Tablet, Black	5713T/NC/RFT/JBL	□□□□	□□	□□	□□	□□	□□		

A

B

C

D

E

F

G

H

I

HOW TO ORDER

Indicate the following information on order form:

1. Quantity of each item.
2. Model number, including options. See "How To Build a Model Number".
3. Any special service required.

Note: • The □ indicates that a choice is required.

- The absence of the □ indicates that no choice is required.
- Alpha-numeric characters in place of □ indicate that no other alternatives are available.

HOW TO BUILD A MODEL NUMBER

A Select basic model.

B Select non-contrast or fabric contrast 1. Refer to color addendum at ki.com or KI Fabrics & Finishes binder.

C Select wood armcaps.

NWA - No wood armcaps

WA - Wood armcaps (per pair); add \$205

D Select wood finish color.

Refer to color addendum at ki.com or KI Fabrics & Finishes binder. For Kensington Maple add upcharge.

E Select leg finish or casters.

BRAL - Brushed aluminum legs (standard)

BL - Black legs; add \$102

POL - Polished aluminum legs; add \$102

PW - Pewter legs; add \$102

FCRBRAL - Front casters, rear brushed aluminum legs; add \$102

FCRPPOL - Front casters, rear polished aluminum legs; add \$102

FCRBL - Front casters, rear textured black legs; add \$102

FCRPPW - Front casters, rear pewter legs; add \$102

RCFBRAL - Rear casters, front brushed aluminum legs; add \$102

RCFPOL - Rear casters, front polished aluminum legs; add \$102

RCFBL - Rear casters, front textured black legs; add \$102

RCFPW - Rear casters, front pewter legs; add \$102

FRC - Front/rear casters (price per pair); add \$205

F Select tablet type.

RA - Removable arm (standard)

NR - Non-removable arm; add \$21

AT - Articulating arm; add \$35

G Select tablet connection hole cover.

NTP - No tablet hole cover

TP - Tablet hole cover; add \$48

NTP is automatically selected if Non-removable Arm (NR) is chosen.

H Select laminate color.

Refer to color addendum at ki.com or KI Fabrics & Finishes binder.

I Select wood edge finish

Refer to color addendum at ki.com or KI Fabrics & Finishes binder.



Approx. Packaged Weight	Grade C.O.M.	Grade C	Grade D	Grade E & C.O.L.	Grade F	Grade G	Grade H	Grade I	Grade J	Grade K	Grade L Leather	Grade M Leather
70.0#	\$ 1848	\$ 1879	\$ 1941	\$ 2015	\$ 2060	\$ 2154	\$ 2243	\$ 2365	\$ 2609	\$ 2844	\$ 3081	\$ 3551
70.0#	1848	1879	1941	2015	2060	2154	2243	2365	2609	2844	3081	3551
70.0#	1910	1942	2002	2078	2124	2216	2306	2428	2672	2907	3144	3613
70.0#	1910	1942	2002	2078	2124	2216	2306	2428	2672	2907	3144	3613
70.0#	1950	1982	2042	2117	2163	2254	2344	2468	2711	2944	3183	3653
70.0#	1910	1942	2002	2078	2124	2216	2306	2428	2672	2907	3144	3613

70.0#	\$ 1848	\$ 1879	\$ 1941	\$ 2015	\$ 2060	\$ 2154	\$ 2243	\$ 2365	\$ 2609	\$ 2844	\$ 3081	\$ 3551
70.0#	1848	1879	1941	2015	2060	2154	2243	2365	2609	2844	3081	3551
70.0#	1910	1942	2002	2078	2124	2216	2306	2428	2672	2907	3144	3613
70.0#	1910	1942	2002	2078	2124	2216	2306	2428	2672	2907	3144	3613
70.0#	1950	1982	2042	2117	2163	2254	2344	2468	2711	2944	3183	3653
70.0#	1910	1942	2002	2078	2124	2216	2306	2428	2672	2907	3144	3613

INFORMATION

Moisture Barrier \$137
TB133 \$374

C.O.M. Requirements

C.O.M. yardage requirements listed above are based on plain goods 54" wide. If less than 54" wide or fabrics requiring matching (stripes, plaids, prints, large patterns), additional yardage will be needed. Consult C.O.M. matrix on the Ordering C.O.M. and C.O.L. page for additional yardage needed. For C.O.M. fabric sent to KI-High Point on multiple rolls, add an additional yard of fabric per roll to the yardage requirements.

C.O.L. Requirements

Figure 18 sq. ft. of leather (C.O.L.) for each yard shown (i.e., 4.75 x 18 = 85.5 sq. ft.).

Contrasting Upholstery

When contrasting fabric is chosen, price at highest in-grade.

Minimum Fabric/Leather Quantity

Minimum order for fabric is 1 yard. Minimum order for leather is 1 hide (approximately 50 sq. ft.).

California TB133 Fire Safety Code

The above seating products can be manufactured using the appropriate flame-retardant materials and fabric selections for compliance to California Technical Bulletin 133. Add "FR" to end of model number and add upcharge. Please contact KI customer service for fabric compliance. Not available with moisture barrier. Nano-Tex treatments can be used when TB133 is required.

Tablet Arm

Tablet is left facing (right-handed) - standard. Tablet is figured laminated wood veneer bowfront - standard. Available in all standard KI wood finishes - specify. For tablet options/specifications, refer to table specifications. Tablet is removable - standard. Chair will be produced with left facing/right handed tablet unless reverse is

specified.

Construction

Frames of kiln-dried hardwood and laminated wood veneer. Cushioning of multiple densities of polyurethane foam and dacron fiber. Legs are solid aluminum turned and tapped for metal-to-metal connection, available in brushed aluminum - standard. Attached cushions.

KENSINGTON MAPLE UPCHARGE

Kensington Maple requires extended leadtimes.

Model	Price
5713T/NC	\$10
5723WA/NC	\$10
5733WA/NC	\$10
5735WA/NC	\$10
5713T/FC	\$10
5723WA/FC	\$10
5733WA/FC	\$10
5735WA/FC	\$10

SPECIAL SERVICES

Special Carton Marking

With specially marked information N/C

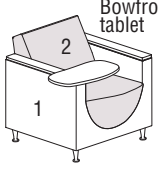
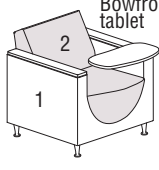
Shipping

Shipped assembled freight prepaid f.o.b. High Point, North Carolina 27263 factory. Freight class #175.

Specifications and prices are subject to change without prior notice.

Tea Cup™

Lobby and Lounge Seating

		MODEL NUMBER											
		Basic Model	Non-Contrast or Fabric Contrast 1	Fabric Contrast 2	Arm Cap	Wood Finish	Legs and/or Casters	Tablet Arm Type	Tablet Hole Cover	Lam. Color	Edge Color		
 <p>Bowfront tablet</p>	Tea Cup Tablet, Black	5713T/FC/LFT/BL	<input type="checkbox"/> <input type="checkbox"/> <input type="checkbox"/> <input type="checkbox"/>	<input type="checkbox"/> <input type="checkbox"/> <input type="checkbox"/> <input type="checkbox"/>	<input type="checkbox"/> <input type="checkbox"/>	<input type="checkbox"/> <input type="checkbox"/>	<input type="checkbox"/> <input type="checkbox"/>	<input type="checkbox"/> <input type="checkbox"/>	<input type="checkbox"/> <input type="checkbox"/>	<input type="checkbox"/> <input type="checkbox"/>			
	Tea Cup Tablet	5713T/FC/LFT/LAM	<input type="checkbox"/> <input type="checkbox"/> <input type="checkbox"/> <input type="checkbox"/>	<input type="checkbox"/> <input type="checkbox"/> <input type="checkbox"/> <input type="checkbox"/>	<input type="checkbox"/> <input type="checkbox"/>	<input type="checkbox"/> <input type="checkbox"/>	<input type="checkbox"/> <input type="checkbox"/>	<input type="checkbox"/> <input type="checkbox"/>	<input type="checkbox"/> <input type="checkbox"/>	<input type="checkbox"/> <input type="checkbox"/>	<input type="checkbox"/> <input type="checkbox"/>		
	Bowfront Tablet	5713T/FC/LFT/BFL	<input type="checkbox"/> <input type="checkbox"/> <input type="checkbox"/> <input type="checkbox"/>	<input type="checkbox"/> <input type="checkbox"/> <input type="checkbox"/> <input type="checkbox"/>	<input type="checkbox"/> <input type="checkbox"/>	<input type="checkbox"/> <input type="checkbox"/>	<input type="checkbox"/> <input type="checkbox"/>	<input type="checkbox"/> <input type="checkbox"/>	<input type="checkbox"/> <input type="checkbox"/>	<input type="checkbox"/> <input type="checkbox"/>	<input type="checkbox"/> <input type="checkbox"/>	<input type="checkbox"/> <input type="checkbox"/>	
	Teardrop Tablet	5713T/FC/LFT/TDL	<input type="checkbox"/> <input type="checkbox"/> <input type="checkbox"/> <input type="checkbox"/>	<input type="checkbox"/> <input type="checkbox"/> <input type="checkbox"/> <input type="checkbox"/>	<input type="checkbox"/> <input type="checkbox"/>	<input type="checkbox"/> <input type="checkbox"/>	<input type="checkbox"/> <input type="checkbox"/>	<input type="checkbox"/> <input type="checkbox"/>	<input type="checkbox"/> <input type="checkbox"/>	<input type="checkbox"/> <input type="checkbox"/>	<input type="checkbox"/> <input type="checkbox"/>	<input type="checkbox"/> <input type="checkbox"/>	
	Teardrop Tablet	5713T/FC/LFT/TDLE	<input type="checkbox"/> <input type="checkbox"/> <input type="checkbox"/> <input type="checkbox"/>	<input type="checkbox"/> <input type="checkbox"/> <input type="checkbox"/> <input type="checkbox"/>	<input type="checkbox"/> <input type="checkbox"/>	<input type="checkbox"/> <input type="checkbox"/>	<input type="checkbox"/> <input type="checkbox"/>	<input type="checkbox"/> <input type="checkbox"/>	<input type="checkbox"/> <input type="checkbox"/>	<input type="checkbox"/> <input type="checkbox"/>	<input type="checkbox"/> <input type="checkbox"/>	<input type="checkbox"/> <input type="checkbox"/>	
	Jessa Tablet, Black	5713T/FC/LFT/JBL	<input type="checkbox"/> <input type="checkbox"/> <input type="checkbox"/> <input type="checkbox"/>	<input type="checkbox"/> <input type="checkbox"/> <input type="checkbox"/> <input type="checkbox"/>	<input type="checkbox"/> <input type="checkbox"/>	<input type="checkbox"/> <input type="checkbox"/>	<input type="checkbox"/> <input type="checkbox"/>	<input type="checkbox"/> <input type="checkbox"/>	<input type="checkbox"/> <input type="checkbox"/>	<input type="checkbox"/> <input type="checkbox"/>	<input type="checkbox"/> <input type="checkbox"/>	<input type="checkbox"/> <input type="checkbox"/>	
<p>TEAC</p> <p>Lounge Chair with Laminate Tablet Arm - Contrast - LEFT FACING (Standard)</p> <ul style="list-style-type: none"> • 1 = Body (Fabric Contrast 1) C.O.M. = 3.5 yd • 2 = Back and seat (Fabric Contrast 2) C.O.M. = 2.25 yd • Tea Cup tablet (BL): black top and T-molding edge (standard) • Tea Cup tablet (LAM): select laminate • Bowfront tablet (BFL): select laminate/edge color • Teardrop tablet (TDL): select laminate/edge color • Teardrop tablet (TDLE): T-molding edge • Jessa tablet (JBL): black top and T-molding edge 													
 <p>Bowfront tablet</p>	Tea Cup Tablet, Black	5713T/FC/RFT/BL	<input type="checkbox"/> <input type="checkbox"/> <input type="checkbox"/> <input type="checkbox"/>	<input type="checkbox"/> <input type="checkbox"/> <input type="checkbox"/> <input type="checkbox"/>	<input type="checkbox"/> <input type="checkbox"/>	<input type="checkbox"/> <input type="checkbox"/>	<input type="checkbox"/> <input type="checkbox"/>	<input type="checkbox"/> <input type="checkbox"/>	<input type="checkbox"/> <input type="checkbox"/>	<input type="checkbox"/> <input type="checkbox"/>			
	Tea Cup Tablet	5713T/FC/RFT/LAM	<input type="checkbox"/> <input type="checkbox"/> <input type="checkbox"/> <input type="checkbox"/>	<input type="checkbox"/> <input type="checkbox"/> <input type="checkbox"/> <input type="checkbox"/>	<input type="checkbox"/> <input type="checkbox"/>	<input type="checkbox"/> <input type="checkbox"/>	<input type="checkbox"/> <input type="checkbox"/>	<input type="checkbox"/> <input type="checkbox"/>	<input type="checkbox"/> <input type="checkbox"/>	<input type="checkbox"/> <input type="checkbox"/>	<input type="checkbox"/> <input type="checkbox"/>		
	Bowfront Tablet	5713T/FC/RFT/BFL	<input type="checkbox"/> <input type="checkbox"/> <input type="checkbox"/> <input type="checkbox"/>	<input type="checkbox"/> <input type="checkbox"/> <input type="checkbox"/> <input type="checkbox"/>	<input type="checkbox"/> <input type="checkbox"/>	<input type="checkbox"/> <input type="checkbox"/>	<input type="checkbox"/> <input type="checkbox"/>	<input type="checkbox"/> <input type="checkbox"/>	<input type="checkbox"/> <input type="checkbox"/>	<input type="checkbox"/> <input type="checkbox"/>	<input type="checkbox"/> <input type="checkbox"/>	<input type="checkbox"/> <input type="checkbox"/>	
	Teardrop Tablet	5713T/FC/RFT/TDL	<input type="checkbox"/> <input type="checkbox"/> <input type="checkbox"/> <input type="checkbox"/>	<input type="checkbox"/> <input type="checkbox"/> <input type="checkbox"/> <input type="checkbox"/>	<input type="checkbox"/> <input type="checkbox"/>	<input type="checkbox"/> <input type="checkbox"/>	<input type="checkbox"/> <input type="checkbox"/>	<input type="checkbox"/> <input type="checkbox"/>	<input type="checkbox"/> <input type="checkbox"/>	<input type="checkbox"/> <input type="checkbox"/>	<input type="checkbox"/> <input type="checkbox"/>	<input type="checkbox"/> <input type="checkbox"/>	
	Teardrop Tablet	5713T/FC/RFT/TDLE	<input type="checkbox"/> <input type="checkbox"/> <input type="checkbox"/> <input type="checkbox"/>	<input type="checkbox"/> <input type="checkbox"/> <input type="checkbox"/> <input type="checkbox"/>	<input type="checkbox"/> <input type="checkbox"/>	<input type="checkbox"/> <input type="checkbox"/>	<input type="checkbox"/> <input type="checkbox"/>	<input type="checkbox"/> <input type="checkbox"/>	<input type="checkbox"/> <input type="checkbox"/>	<input type="checkbox"/> <input type="checkbox"/>	<input type="checkbox"/> <input type="checkbox"/>	<input type="checkbox"/> <input type="checkbox"/>	
	Jessa Tablet, Black	5713T/FC/RFT/JBL	<input type="checkbox"/> <input type="checkbox"/> <input type="checkbox"/> <input type="checkbox"/>	<input type="checkbox"/> <input type="checkbox"/> <input type="checkbox"/> <input type="checkbox"/>	<input type="checkbox"/> <input type="checkbox"/>	<input type="checkbox"/> <input type="checkbox"/>	<input type="checkbox"/> <input type="checkbox"/>	<input type="checkbox"/> <input type="checkbox"/>	<input type="checkbox"/> <input type="checkbox"/>	<input type="checkbox"/> <input type="checkbox"/>	<input type="checkbox"/> <input type="checkbox"/>	<input type="checkbox"/> <input type="checkbox"/>	
<p>TEAC</p> <p>Lounge Chair with Laminate Tablet Arm - Contrast - RIGHT FACING</p> <ul style="list-style-type: none"> • 1 = Body (Fabric Contrast 1) C.O.M. = 3.5 yd • 2 = Back and seat (Fabric Contrast 2) C.O.M. = 2.25 yd • Same tablet options as above 													

A B C D E F G H I J

HOW TO ORDER

Indicate the following information on order form:

- Quantity of each item.
- Model number, including options. See "How To Build a Model Number".
- Any special service required.

Note: • The indicates that a choice is required.

- The absence of the indicates that no choice is required.
- Alpha-numeric characters in place of indicate that no other alternatives are available.

HOW TO BUILD A MODEL NUMBER

- A** Select basic model.
- B** Select non-contrast or fabric contrast 1. Refer to color addendum at ki.com or KI Fabrics & Finishes binder.
- C** Select fabric contrast 2. Refer to color addendum at ki.com or KI Fabrics & Finishes binder.
- D** Select wood armcaps.
 - NWA** - No wood armcaps
 - WA** - Wood armcaps (per pair); add \$205
- E** Select wood finish color. Refer to color addendum at ki.com or KI Fabrics & Finishes binder. For Kensington Maple add upcharge.
- F** Select leg finish or casters.
 - BRAL** - Brushed aluminum legs (standard)

- BL** - Black legs; add \$102
- POL** - Polished aluminum legs; add \$102
- PW** - Pewter legs; add \$102
- FCRBRAL** - Front casters, rear brushed aluminum legs; add \$102
- FCRPOL** - Front casters, rear polished aluminum legs; add \$102
- FCRBL** - Front casters, rear textured black legs; add \$102
- FCRPW** - Front casters, rear pewter legs; add \$102
- RCFBRAL** - Rear casters, front brushed aluminum legs; add \$102
- RCFPOL** - Rear casters, front polished aluminum legs; add \$102
- RCFBL** - Rear casters, front textured black legs; add \$102
- RCFPW** - Rear casters, front pewter legs; add \$102
- FRC** - Front/rear casters (price per pair); add \$205

- G** Select tablet type.
 - RA** - Removable arm (standard)

- NR** - Non-removable arm; add \$21
- AT** - Articulating arm; add \$35
- H** Select tablet connection hole cover.
 - NTP** - No tablet hole cover
 - TP** - Tablet hole cover; add \$48
 NTP is automatically selected if Non-removable Arm (NR) is chosen.

- I** Select laminate color. Refer to color addendum at ki.com or KI Fabrics & Finishes binder.
- J** Select wood edge finish. Refer to color addendum at ki.com or KI Fabrics & Finishes binder.



Approx. Packaged Weight	Grade C.O.M.	Grade C	Grade D	Grade E & C.O.L.	Grade F	Grade G	Grade H	Grade I	Grade J	Grade K	Grade L Leather	Grade M Leather
70.0#	\$ 1904	\$ 1936	\$ 1996	\$ 2072	\$ 2118	\$ 2208	\$ 2301	\$ 2422	\$ 2665	\$ 2900	\$ 3138	\$ 3608
70.0#	1904	1936	1996	2072	2118	2208	2301	2422	2665	2900	3138	3608
70.0#	1966	1997	2058	2133	2181	2270	2363	2483	2728	2963	3199	3671
70.0#	1966	1997	2058	2133	2181	2270	2363	2483	2728	2963	3199	3671
70.0#	2006	2038	2098	2172	2220	2308	2401	2522	2767	3001	3239	3711
70.0#	1966	1997	2058	2133	2181	2270	2363	2483	2728	2963	3199	3671

70.0#	\$ 1904	\$ 1936	\$ 1996	\$ 2072	\$ 2118	\$ 2208	\$ 2301	\$ 2422	\$ 2665	\$ 2900	\$ 3138	\$ 3608
70.0#	1904	1936	1996	2072	2118	2208	2301	2422	2665	2900	3138	3608
70.0#	1966	1997	2058	2133	2181	2270	2363	2483	2728	2963	3199	3671
70.0#	1966	1997	2058	2133	2181	2270	2363	2483	2728	2963	3199	3671
70.0#	2006	2038	2098	2172	2220	2308	2401	2522	2767	3001	3239	3711
70.0#	1966	1997	2058	2133	2181	2270	2363	2483	2728	2963	3199	3671

INFORMATION

Moisture Barrier \$137
TB133 \$374

C.O.M. Requirements

C.O.M. yardage requirements listed above are based on plain goods 54" wide. If less than 54" wide or fabrics requiring matching (stripes, plaids, prints, large patterns), additional yardage will be needed. Consult C.O.M. matrix on the Ordering C.O.M. and C.O.L. page for additional yardage needed. For C.O.M. fabric sent to KI-High Point on multiple rolls, add an additional yard of fabric per roll to the yardage requirements.

C.O.L. Requirements

Figure 18 sq. ft. of leather (C.O.L.) for each yard shown (i.e., 4.75 x 18 = 85.5 sq. ft.).

Contrasting Upholstery

When contrasting fabric is chosen, price at highest in-grade.

Minimum Fabric/Leather Quantity

Minimum order for fabric is 1 yard. Minimum order for leather is 1 hide (approximately 50 sq. ft.).

California TB133 Fire Safety Code

The above seating products can be manufactured using the appropriate flame-retardant materials and fabric selections for compliance to California Technical Bulletin 133. Add "FR" to end of model number and add upcharge. Please contact KI customer service for fabric compliance. Not available with moisture barrier. Nano-Tex treatments can be used when TB133 is required.

Tablet Arm

Tablet is left facing (right-handed) - standard. Tablet is figured laminated wood veneer bowfront - standard. Available in all standard KI wood finishes - specify. For tablet options/specifications, refer to table specifications. Tablet is removable - standard. Chair will be produced with left facing/right handed tablet unless reverse is

specified.

Construction

Frames of kiln-dried hardwood and laminated wood veneer. Cushioning of multiple densities of polyurethane foam and dacron fiber. Legs are solid aluminum turned and tapped for metal-to-metal connection, available in brushed aluminum - standard. Attached cushions.

KENSINGTON MAPLE UPCHARGE

Kensington Maple requires extended leadtimes.

Model	
5713T/NC	\$10
5723WA/NC	\$10
5733WA/NC	\$10
5735WA/NC	\$10
5713T/FC	\$10
5723WA/FC	\$10
5733WA/FC	\$10
5735WA/FC	\$10

SPECIAL SERVICES

Special Carton Marking

With specially marked information N/C

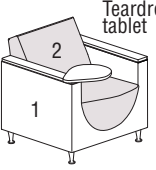

Shipping

Shipped **assembled freight prepaid f.o.b. High Point, North Carolina 27263** factory. Freight class #175.

Specifications and prices are subject to change without prior notice.

Tea Cup™

Lobby and Lounge Seating

Features	MODEL NUMBER										Approx. Packaged Weight
	Basic Model	Non-Contrast or Fabric Contrast 1	Fabric Contrast 2	Arm Cap	Wood Finish	Legs and/or Casters	Tablet Arm Type	Tablet Hole Cover	Veneer Color		
TEAC Lounge Chair with Veneer Tablet Arm - Non-Contrast 3.75 yd - LEFT FACING (Standard)	Bowfront Tablet	5713T/NC/LFT/BFV	<input type="checkbox"/> <input type="checkbox"/> <input type="checkbox"/> <input type="checkbox"/>		<input type="checkbox"/> <input type="checkbox"/>	<input type="checkbox"/> <input type="checkbox"/>	<input type="checkbox"/> <input type="checkbox"/>	<input type="checkbox"/> <input type="checkbox"/>	<input type="checkbox"/> <input type="checkbox"/>	<input type="checkbox"/> <input type="checkbox"/>	70.0#
	Teardrop Tablet	5713T/NC/LFT/TDV	<input type="checkbox"/> <input type="checkbox"/> <input type="checkbox"/> <input type="checkbox"/>		<input type="checkbox"/> <input type="checkbox"/>	<input type="checkbox"/> <input type="checkbox"/>	<input type="checkbox"/> <input type="checkbox"/>	<input type="checkbox"/> <input type="checkbox"/>	<input type="checkbox"/> <input type="checkbox"/>	<input type="checkbox"/> <input type="checkbox"/>	70.0#
TEAC Lounge Chair with Veneer Tablet Arm - Non-Contrast 3.75 yd - RIGHT FACING	Bowfront Tablet	5713T/NC/RFT/BFV	<input type="checkbox"/> <input type="checkbox"/> <input type="checkbox"/> <input type="checkbox"/>		<input type="checkbox"/> <input type="checkbox"/>	<input type="checkbox"/> <input type="checkbox"/>	<input type="checkbox"/> <input type="checkbox"/>	<input type="checkbox"/> <input type="checkbox"/>	<input type="checkbox"/> <input type="checkbox"/>	<input type="checkbox"/> <input type="checkbox"/>	70.0#
	Teardrop Tablet	5713T/NC/RFT/TDV	<input type="checkbox"/> <input type="checkbox"/> <input type="checkbox"/> <input type="checkbox"/>		<input type="checkbox"/> <input type="checkbox"/>	<input type="checkbox"/> <input type="checkbox"/>	<input type="checkbox"/> <input type="checkbox"/>	<input type="checkbox"/> <input type="checkbox"/>	<input type="checkbox"/> <input type="checkbox"/>	<input type="checkbox"/> <input type="checkbox"/>	70.0#
 TEAC Lounge Chair with Veneer Tablet Arm - Contrast - LEFT FACING (Standard) <ul style="list-style-type: none"> • 1 = Body (Fabric Contrast 1) C.O.M. = 3.5 yd • 2 = Back and seat (Fabric Contrast 2) C.O.M. = 2.25 yd 	Bowfront Tablet	5713T/FC/LFT/BFV	<input type="checkbox"/> <input type="checkbox"/> <input type="checkbox"/> <input type="checkbox"/>	<input type="checkbox"/> <input type="checkbox"/> <input type="checkbox"/> <input type="checkbox"/>	<input type="checkbox"/> <input type="checkbox"/>	<input type="checkbox"/> <input type="checkbox"/>	<input type="checkbox"/> <input type="checkbox"/>	<input type="checkbox"/> <input type="checkbox"/>	<input type="checkbox"/> <input type="checkbox"/>	<input type="checkbox"/> <input type="checkbox"/>	70.0#
	Teardrop Tablet	5713T/FC/LFT/TDV	<input type="checkbox"/> <input type="checkbox"/> <input type="checkbox"/> <input type="checkbox"/>	<input type="checkbox"/> <input type="checkbox"/> <input type="checkbox"/> <input type="checkbox"/>	<input type="checkbox"/> <input type="checkbox"/>	<input type="checkbox"/> <input type="checkbox"/>	<input type="checkbox"/> <input type="checkbox"/>	<input type="checkbox"/> <input type="checkbox"/>	<input type="checkbox"/> <input type="checkbox"/>	<input type="checkbox"/> <input type="checkbox"/>	<input type="checkbox"/> <input type="checkbox"/>
 TEAC Lounge Chair with Veneer Tablet Arm - Contrast - RIGHT FACING <ul style="list-style-type: none"> • 1 = Body (Fabric Contrast 1) C.O.M. = 3.5 yd • 2 = Back and seat (Fabric Contrast 2) C.O.M. = 2.25 yd 	Bowfront Tablet	5713T/FC/RFT/BFV	<input type="checkbox"/> <input type="checkbox"/> <input type="checkbox"/> <input type="checkbox"/>	<input type="checkbox"/> <input type="checkbox"/> <input type="checkbox"/> <input type="checkbox"/>	<input type="checkbox"/> <input type="checkbox"/>	<input type="checkbox"/> <input type="checkbox"/>	<input type="checkbox"/> <input type="checkbox"/>	<input type="checkbox"/> <input type="checkbox"/>	<input type="checkbox"/> <input type="checkbox"/>	<input type="checkbox"/> <input type="checkbox"/>	70.0#
	Teardrop Tablet	5713T/FC/RFT/TDV	<input type="checkbox"/> <input type="checkbox"/> <input type="checkbox"/> <input type="checkbox"/>	<input type="checkbox"/> <input type="checkbox"/> <input type="checkbox"/> <input type="checkbox"/>	<input type="checkbox"/> <input type="checkbox"/>	<input type="checkbox"/> <input type="checkbox"/>	<input type="checkbox"/> <input type="checkbox"/>	<input type="checkbox"/> <input type="checkbox"/>	<input type="checkbox"/> <input type="checkbox"/>	<input type="checkbox"/> <input type="checkbox"/>	<input type="checkbox"/> <input type="checkbox"/>

A **B** **C** **D** **E** **F** **G** **H** **I**

HOW TO ORDER

Indicate the following information on order form:

- Quantity of each item.
- Model number, including options. See "How To Build a Model Number".
- Any special service required.

Note: • The indicates that a choice is required.

- The absence of the indicates that no choice is required.
- Alpha-numeric characters in place of indicate that no other alternatives are available.

HOW TO BUILD A MODEL NUMBER

- A** Select basic model.
- B** Select non-contrast or fabric contrast 1. Refer to color addendum at ki.com or KI Fabrics & Finishes binder.
- C** Select fabric contrast 2. Refer to color addendum at ki.com or KI Fabrics & Finishes binder.
- D** Select wood armcaps.
 - NWA** - No wood armcaps
 - WA** - Wood armcaps (per pair); add \$205
- E** Select wood finish color. Refer to color addendum at ki.com or KI Fabrics & Finishes binder. For Kensington Maple add upcharge.
- F** Select leg finish or casters.
 - BRAL** - Brushed aluminum legs (standard)

- POL** - Polished aluminum legs; add \$102
- BL** - Black legs; add \$102
- PW** - Pewter legs; add \$102
- FCRBRAL** - Front casters, rear brushed aluminum legs; add \$102
- FCRPOL** - Front casters, rear polished aluminum legs; add \$102
- FCRBL** - Front casters, rear textured black legs; add \$102
- FCRPW** - Front casters, rear pewter legs; add \$102
- RCFBRAL** - Rear casters, front brushed aluminum legs; add \$102
- RCFPOL** - Rear casters, front polished aluminum legs; add \$102
- RCFBL** - Rear casters, front textured black legs; add \$102
- RCFPW** - Rear casters, front pewter legs; add \$102
- FRC** - Front/rear casters (price per pair); add \$205
- G** Select tablet type.
 - RA** - Removable arm (standard)

- NR** - Non-removable arm; add \$21
- AT** - Articulating arm; add \$35
- H** Select tablet connection hole cover.
 - NTP** - No tablet hole cover
 - TP** - Tablet hole cover; add \$48
 NTP is automatically selected if Non-removable Arm (NR) is chosen.
- I** Select veneer color. Refer to color addendum at ki.com or KI Fabrics & Finishes binder.



Grade C.O.M.	Grade C	Grade D	Grade E & C.O.L.	Grade F	Grade G	Grade H	Grade I	Grade J	Grade K	Grade L Leather	Grade M Leather
\$ 1950	\$ 1982	\$ 2042	\$ 2117	\$ 2163	\$ 2254	\$ 2344	\$ 2468	\$ 2711	\$ 2944	\$ 3183	\$ 3653
1950	1982	2042	2117	2163	2254	2344	2468	2711	2944	3183	3653
\$ 1950	\$ 1982	\$ 2042	\$ 2117	\$ 2163	\$ 2254	\$ 2344	\$ 2468	\$ 2711	\$ 2944	\$ 3183	\$ 3653
1950	1982	2042	2117	2163	2254	2344	2468	2711	2944	3183	3653
\$ 2006	\$ 2038	\$ 2098	\$ 2172	\$ 2220	\$ 2308	\$ 2401	\$ 2522	\$ 2767	\$ 3001	\$ 3239	\$ 3711
2006	2038	2098	2172	2220	2308	2401	2522	2767	3001	3239	3711
\$ 2006	\$ 2038	\$ 2098	\$ 2172	\$ 2220	\$ 2308	\$ 2401	\$ 2522	\$ 2767	\$ 3001	\$ 3239	\$ 3711
2006	2038	2098	2172	2220	2308	2401	2522	2767	3001	3239	3711

INFORMATION

Moisture Barrier \$137
TB133 \$374

C.O.M. Requirements

C.O.M. yardage requirements listed above are based on plain goods 54" wide. If less than 54" wide or fabrics requiring matching (stripes, plaids, prints, large patterns), additional yardage will be needed. Consult C.O.M. matrix on the Ordering C.O.M. and C.O.L. page for additional yardage needed. For C.O.M. fabric sent to KI-High Point on multiple rolls, add an additional yard of fabric per roll to the yardage requirements.

C.O.L. Requirements

Figure 18 sq. ft. of leather (C.O.L.) for each yard shown (i.e., 4.75 x 18 = 85.5 sq. ft.).

Contrasting Upholstery

When contrasting fabric is chosen, price at highest in-grade.

Minimum Fabric/Leather Quantity

Minimum order for fabric is 1 yard. Minimum order for leather is 1 hide (approximately 50 sq. ft).

California TB133 Fire Safety Code

The above seating products can be manufactured using the appropriate flame-retardant materials and fabric selections for compliance to California Technical Bulletin 133. Add "FR" to end of model number and add upcharge. Please contact KI customer service for fabric compliance. Not available with moisture barrier. Nano-Tex treatments can be used when TB133 is required.

Tablet Arm

Tablet is left facing (right-handed) - standard. Tablet is figured laminated wood veneer bowfront - standard. Available in all standard KI wood finishes - specify. For tablet options/specifications, refer to table specifications. Tablet is removable - standard. Chair will be produced with left facing/right handed tablet unless reverse is

specified.

Construction

Frames of kiln-dried hardwood and laminated wood veneer. Cushioning of multiple densities of polyurethane foam and dacron fiber. Legs are solid aluminum turned and tapped for metal-to-metal connection, available in brushed aluminum - standard. Attached cushions.

KENSINGTON MAPLE UPCHARGE

Kensington Maple requires extended leadtimes.

Model	
5713T/NC	\$10
5723WA/NC	\$10
5733WA/NC	\$10
5735WA/NC	\$10
5713T/FC	\$10
5723WA/FC	\$10
5733WA/FC	\$10
5735WA/FC	\$10

SPECIAL SERVICES

Special Carton Marking

With specially marked information N/C

Shipping

Shipped **assembled freight prepaid f.o.b. High Point, North Carolina 27263** factory. Freight class #175.

Specifications and prices are subject to change without prior notice.

Index

Model No.	Description	Page	Model No.	Description	Page
1220/NC	Lobby and Lounge Seating: Ottoman	96		nate Top), Sled Base	74
1223/NC	Lobby and Lounge Seating: Chair and a Half	96	1418W	Tables-Laminate: Parlor Obround Coffee Table (Laminate Top), Wood Leg Base	74
1223WB/NC	Lobby and Lounge Seating: Chair and a Half Wood Base	98	1420US	Lounge: Lounge Ottoman with Upholstered Shell, Sled Base	64
1313T/NC	Lobby and Lounge Seating: Lounge Chair w/Tablet	100	1420UW	Parlor: Parlor Ottoman with Upholstered Shell, Wood Leg Base	66
1313TWB/NC	Lobby and Lounge Seating: Lounge Chair w/Tablet and Wood Base	102	1420WS	Lounge: Lounge Ottoman with Wood Shell, Sled Base	64
1323/NC	Lobby and Lounge Seating: Lounge Chair	96	1423-AR	Replacement Parts: Lounge, Parlor or Club Chair - Replacement Arms (pair)	70
1323WB/NC	Lobby and Lounge Seating: Lounge Chair Wood Base	98	1423-BK	Replacement Parts: Lounge or Parlor Chair - Replacement Interior Back	70
1333/NC	Lobby and Lounge Seating: Loveseat	96	1423-ST	Replacement Parts: Lounge, Parlor or Club Chair - Replacement Seat	70
1333WB/NC	Lobby and Lounge Seating: Loveseat Wood Base	98	1423P-BK	Replacement Parts: Club Chair - Replacement Interior Back	70
1343/NC	Lobby and Lounge Seating: Sofa	96	1423PP/NC	Club: Club Chair with Painted Back, Pedestal Base	68
1343WB/NC	Lobby and Lounge Seating: Sofa Wood Base	98	1423UP/NC	Club: Club Chair with Upholstered Back, Pedestal Base	68
1350	Tables: Rectangular Coffee Table	104	1423US/NC	Lounge: Lounge Chair with Upholstered Back, Sled Base	62
1350C	Cube Tables: Rectangular Cube Coffee Table	106	1423UW/NC	Parlor: Parlor Chair with Upholstered Back, Wood Leg Base	66
1351	Tables: Rectangular End Table	104	1423WP/NC	Club: Club Chair with Exposed Wood Back, Pedestal Base	68
1351C	Cube Tables: Rectangular Cube End Table	106	1423WS/NC	Lounge: Lounge Chair with Exposed Wood Back, Sled Base	62
1352	Tables: Rectangular Lamp Table	104	1433-BK	Replacement Parts: Loveseat - Replacement Interior Back	70
1352C	Cube Tables: Rectangular Cube Lamp Table	106	1433-ST	Replacement Parts: Loveseat - Replacement Seat	70
1360	Tables: Square Coffee Table	104	1433US/NC	Lounge: Lounge Loveseat with Upholstered Back, Sled Base	62
1360C	Cube Tables: Square Cube Coffee Table	106	1433UW/NC	Parlor: Parlor Loveseat with Upholstered Back, Wood Leg Base	66
1361	Tables: Square End Table	104	1443-AR	Replacement Parts: Loveseat or Sofa - Replacement Arms (pair)	70
1361C	Cube Tables: Square Cube End Table	106	1443-BK	Replacement Parts: Sofa - Replacement Interior Back	70
1362	Tables: Square Lamp Table	104	1443-ST	Replacement Parts: Sofa - Replacement Seat	70
1362C	Cube Tables: Square Cube Lamp Table	106	1443US/NC	Lounge: Lounge Sofa with Upholstered Back, Sled Base	64
1402S	Tables-Veneer: Lounge Small End Table (Veneer Top), Sled Base	76	1443UW/NC	Parlor: Parlor Sofa with Upholstered Back, Wood Leg Base	66
1402W	Tables-Veneer: Parlor Small End Table (Veneer Top), Wood Leg Base	76	5613T/FC/LFT/BFV	Lobby and Lounge Seating: Lounge Chair with Veneer Tablet Arm - Contrast - LEFT FACING (Standard)	56
1404P	Tables-Veneer: Club Medium End Table (Veneer Top), Pedestal Base	76	5613T/FC/LFT/JBL	Lobby and Lounge Seating: Lounge Chair with Laminate Tablet Arm - Contrast - LEFT FACING (Standard)	54
1404S	Tables-Veneer: Lounge Medium End Table (Veneer Top), Sled Base	76	5613T/FC/RFT/BFV	Lobby and Lounge Seating: Lounge Chair with Veneer Tablet Arm - Contrast - RIGHT FACING	56
1404W	Tables-Veneer: Parlor Medium End Table (Veneer Top), Wood Leg Base	76	5613T/FC/RFT/JBL	Lobby and Lounge Seating: Lounge Chair with Laminate Tablet Arm - Contrast - RIGHT FACING	54
1407P	Tables-Veneer: Club Large End Table (Veneer Top), Pedestal Base	78	5613T/NC/LFT/BFV	Lobby and Lounge Seating: Lounge Chair with Veneer Tablet Arm - Non-Contrast 4.5 yd - LEFT FACING (Standard)	56
1407S	Tables-Veneer: Lounge Large End Table (Veneer Top), Sled Base	78	5613T/NC/LFT/JBL	Lobby and Lounge Seating: Lounge Chair with Laminate Tablet Arm - Non-Contrast 4.5 yd - LEFT FACING (Standard)	52
1407W	Tables-Veneer: Parlor Large End Table (Veneer Top), Wood Leg Base	78	5613T/NC/RFT/BFV	Lobby and Lounge Seating: Lounge Chair with Veneer Tablet Arm - Non-Contrast 4.5 yd - RIGHT FACING	56
1408S	Tables-Veneer: Lounge Obround Coffee Table (Veneer Top), Sled Base	78	5613T/NC/RFT/JBL	Lobby and Lounge Seating: Lounge Chair with Laminate Tablet Arm - Non-Contrast 4.5 yd - RIGHT FACING	52
1408W	Tables-Veneer: Parlor Obround Coffee Table (Veneer Top), Wood Leg Base	78	5623/NC	Lobby and Lounge Seating: Lounge Chair	50
1412S	Tables-Laminate: Lounge Small End Table (Laminate Top), Sled Base	72	5633/NC	Lobby and Lounge Seating: Loveseat	50
1412W	Tables-Laminate: Parlor Small End Table (Laminate Top), Wood Leg Base	72	5643/NC	Lobby and Lounge Seating: Sofa	50
1414P	Tables-Laminate: Club Medium End Table (Laminate Top), Pedestal Base	72	5713T/FC/LFT/BFV	Lobby and Lounge Seating: Lounge Chair with Veneer	
1414S	Tables-Laminate: Lounge Medium End Table (Laminate Top), Sled Base	72			
1414W	Tables-Laminate: Parlor Medium End Table (Laminate Top), Wood Leg Base	72			
1417P	Tables-Laminate: Club Large End Table (Laminate Top), Pedestal Base	74			
1417S	Tables-Laminate: Lounge Large End Table (Laminate Top), Sled Base	74			
1417W	Tables-Laminate: Parlor Large End Table (Laminate Top), Wood Leg Base	74			
1418S	Tables-Laminate: Lounge Obround Coffee Table (Laminate Top), Sled Base	74			



Model No.	Description	Page	Model No.	Description	Page
5713T/FC/LFT/BL	Tablet Arm - Contrast - LEFT FACING (Standard)	144	823-ST	Replacement Parts: Medium Lounge Chair - Replacement Seat	120
5713T/FC/RFT/BFV	Lobby and Lounge Seating: Lounge Chair with Laminate Tablet Arm - Contrast - LEFT FACING (Standard)	142	833-AC	Replacement Parts: Medium Loveseat - Replacement Armcaps	122
5713T/FC/RFT/BL	Lobby and Lounge Seating: Lounge Chair with Veneer Tablet Arm - Contrast - RIGHT FACING	144	833-AL/LF	Replacement Parts: Medium Loveseat - Replacement Arm (Armless)	122
5713T/NC/LFT/BFV	Lobby and Lounge Seating: Lounge Chair with Laminate Tablet Arm - Contrast - RIGHT FACING	142	833-BK	Replacement Parts: Medium Loveseat - Replacement Back	122
5713T/NC/LFT/BL	Lobby and Lounge Seating: Lounge Chair with Veneer Tablet Arm - Non-Contrast 3.75 yd - LEFT FACING (Standard)	144	833-CA/LF	Replacement Parts: Medium Loveseat - Replacement Arm (Closed Arm)	122
5713T/NC/RFT/BFV	Lobby and Lounge Seating: Lounge Chair with Laminate Tablet Arm - Non-Contrast 3.75 yd - LEFT FACING (Standard)	140	833-OA/LF	Replacement Parts: Medium Loveseat - Replacement Arm (Open Arm)	122
5713T/NC/RFT/BL	Lobby and Lounge Seating: Lounge Chair with Veneer Tablet Arm - Non-Contrast 3.75 yd - RIGHT FACING	144	833-ST	Replacement Parts: Medium Loveseat - Replacement Seat	122
5723/NC	Lobby and Lounge Seating: Lounge Chair with Upholstered Arms	134	843-AC	Replacement Parts: Medium Sofa - Replacement Armcaps	124
5723WA/NC	Lobby and Lounge Seating: Lounge Chair with Wood Arms	134	843-AL/LF	Replacement Parts: Medium Sofa - Replacement Arm (Armless)	124
5733/NC	Lobby and Lounge Seating: Loveseat with Upholstered Arms and Double Cushion	136	843-BK	Replacement Parts: Medium Sofa - Replacement Back	124
5733WA/NC	Lobby and Lounge Seating: Loveseat with Wood Arms and Double Cushion	136	843-CA/LF	Replacement Parts: Medium Sofa - Replacement Arm (Closed Arm)	124
5735/NC	Lobby and Lounge Seating: Loveseat with Upholstered Arms and Single Cushion	138	843-OA/LF	Replacement Parts: Medium Sofa - Replacement Arm (Open Arm)	124
5735WA/NC	Lobby and Lounge Seating: Loveseat with Wood Arms and Single Cushion	138	843-ST	Replacement Parts: Medium Sofa - Replacement Seat	124
613/NC	Lobby and Lounge Seating: Armless Chair	90	923-AL	Replacement Parts: Large Lounge Chair - Replacement Arm (Armless)	130
613T/FC	Lobby and Lounge Seating: Armless Chair w/Tablet Arm (Left Side Facing Only)-Contrast	92	923-BK	Replacement Parts: Large Lounge Chair - Replacement Back	130
613T/NC	Lobby and Lounge Seating: Armless Chair w/Tablet Arm (Left Facing Only)-Non-Contrast 3.25yd	92	923-CA/LF	Replacement Parts: Large Lounge Chair - Replacement Arm (Closed Arm)	130
6623/NC	Lobby and Lounge Seating: Lounge Chair	82	923-ST	Replacement Parts: Large Lounge Chair - Replacement Seat	130
6633/NC	Lobby and Lounge Seating: Loveseat	82	933-AL	Replacement Parts: Large Loveseat - Replacement Arm (Armless)	130
6643/NC	Lobby and Lounge Seating: Sofa	82	933-BK	Replacement Parts: Large Loveseat - Replacement Back	130
6713T/FC	Lobby and Lounge Seating: Lounge Chair with Tablet Arm - Contrast	18	933-CA/LF	Replacement Parts: Large Loveseat - Replacement Arm (Closed Arm)	130
6713T/NC	Lobby and Lounge Seating: Lounge Chair with Tablet Arm - Non-Contrast	18	933-ST	Replacement Parts: Large Loveseat - Replacement Seat	130
6723/NC	Lobby and Lounge Seating: Lounge Chair	16	943-AL	Replacement Parts: Large Sofa - Replacement Arm (Armless)	130
6733/NC	Lobby and Lounge Seating: Loveseat	16	943-BK	Replacement Parts: Large Sofa - Replacement Back	130
6743/NC	Lobby and Lounge Seating: Sofa	16	943-CA/LF	Replacement Parts: Large Sofa - Replacement Arm (Closed Arm)	130
7948/NC	Benches: Bench - 48"	86	943-ST	Replacement Parts: Large Sofa - Replacement Seat	130
7960/NC	Benches: Bench - 60"	86	A320-24300	Lobby and Lounge Seating: Oval Ottoman	12
823-AC	Replacement Parts: Medium Lounge Chair - Replacement Armcaps	120	A320-36480	Lobby and Lounge Seating: Oval Ottoman	12
823-AL/LF	Replacement Parts: Medium Lounge Chair - Replacement Arm (Armless)	120	A320-36R	Lobby and Lounge Seating: Round Ottoman	12
823-BK	Replacement Parts: Medium Lounge Chair - Replacement Back	120	A323/NC	Lobby and Lounge Seating: Arm Chair	8
823-CA/LF	Replacement Parts: Medium Lounge Chair - Replacement Arm (Closed Arm)	120	A323A/NC	Lobby and Lounge Seating: Armless Chair	8
823-OA/LF	Replacement Parts: Medium Lounge Chair - Replacement Arm (Open Arm)	120	A323WA/NC	Lobby and Lounge Seating: Arm Chair with Caps	8
			A333/NC	Lobby and Lounge Seating: Loveseat with Arms	10
			A333WA/NC	Lobby and Lounge Seating: Loveseat with Wood Armcaps	10
			H13T	Tables: 13 x 26 Laminate Table	44
			H20	Lobby and Lounge Seating: 26 x 26 Upholstered Ottoman	42
			H20B	Lobby and Lounge Seating: 26 x 26 Laminate Backless Lounge	30
			H20TL	Tables: Cloud Light and Table	44
			H23/NC	Lobby and Lounge Seating: 26 x 26 Armless Lounge	28
			H23A/NC	Lobby and Lounge Seating: 26 x 26 Armed Lounge	34
			H23B/NC	Lobby and Lounge Seating: 26 x 26 Laminate Back Lounge	30
			H23LT/NC	Lobby and Lounge Seating: 26 x 26 Lounge with Tablet Arm - Left Facing	36
			H23RT/NC	Lobby and Lounge Seating: 26 x 26 Lounge with Tablet Arm - Right Facing	36
			H24T	Tables: 26 x 26 Laminate Table	44
			H25DT	Tables: 20 x 20 Docking Table	44
			H33/NC	Lobby and Lounge Seating: 26 x 39 Armless Lounge	28

Index

Model No.	Description	Page
H33A/NC	Lobby and Lounge Seating: 26 x 39 Armed Lounge	34
H33LB/NC	Lobby and Lounge Seating: 26 x 39 Laminate Back Lounge - Left Facing Back	32
H33LT/NC	Lobby and Lounge Seating: 26 x 39 Lounge with Tablet Arm - Left Facing	38
H33RB/NC	Lobby and Lounge Seating: 26 x 39 Laminate Back Lounge - Right Facing Back	32
H33RT/NC	Lobby and Lounge Seating: 26 x 39 Lounge with Tablet Arm - Right Facing	38
H43/NC	Lobby and Lounge Seating: 26 x 78 Armless Lounge	28
H43A/NC	Lobby and Lounge Seating: 26 x 78 Armed Lounge	34
H43LT/NC	Lobby and Lounge Seating: 26 x 78 Lounge with Tablet Arm - Left Facing	40
H43RT/NC	Lobby and Lounge Seating: 26 x 78 Lounge with Tablet Arm - Right Facing	40
H45WI	Lobby and Lounge Seating: 45 Degree Wedge - Inside	42
H45WO	Lobby and Lounge Seating: 45 Degree Wedge - Outside	42
H60WI	Lobby and Lounge Seating: 60 Degree Wedge - Inside	42
H60WO	Lobby and Lounge Seating: 60 Degree Wedge - Outside	42
HUBGNR.BL	Replacements: Ganger Assembly	46
PWRPYL.BL	Replacements: Sensio Power Pylon (3 Receptacle, 2 USB Ports)	46
SA823/NC	Lobby and Lounge Seating: Medium Lounge Chair (Armless)	118
SA833/NC	Lobby and Lounge Seating: Medium Loveseat (Armless)	118
SA843/NC	Lobby and Lounge Seating: Medium Sofa (Armless)	118
SA923/NC	Lobby and Lounge Seating: Large Lounge Chair (Armless)	128
SA933/NC	Lobby and Lounge Seating: Large Loveseat (Armless)	128
SA943/NC	Lobby and Lounge Seating: Large Sofa (Armless)	128
SEFS.GLIDE	Replacement Parts: Table Glides	108
SELA.GLIDE	Replacement Parts: Lounge Glides	108
SK24	Replacements: Replacement Privacy Screen for 26" Units	46
SK37	Replacements: Replacement Privacy Screen for 39" Units	46
S0823/NC	Lobby and Lounge Seating: Medium Lounge Chair (Open Arms)	112
S0833/NC	Lobby and Lounge Seating: Medium Loveseat (Open Arms)	112
S0843/NC	Lobby and Lounge Seating: Medium Sofa (Open Arms)	112
SP823/NC	Lobby and Lounge Seating: Medium Lounge Chair (Closed Arm)	114
SP833/NC	Lobby and Lounge Seating: Medium Loveseat (Closed Arm)	114
SP843/NC	Lobby and Lounge Seating: Medium Sofa (Closed Arm)	114
SP923/NC	Lobby and Lounge Seating: Large Lounge Chair (Closed Arm)	126
SP933/NC	Lobby and Lounge Seating: Large Loveseat (Closed Arm)	126
SP943/NC	Lobby and Lounge Seating: Large Sofa (Closed Arm)	126
SS723/NC	Lobby and Lounge Seating: Medium Lounge Chair (7 Arm)	116
SS733/NC	Lobby and Lounge Seating: Medium Loveseat (7 Arm)	116
SS743/NC	Lobby and Lounge Seating: Medium Sofa (7 Arm)	116





KI
1330 Bellevue Street
P.O. Box 8100
Green Bay, Wisconsin 54308-8100
1-800-424-2432
www.ki.com

KI and Furnishing Knowledge
are registered trademarks
of Krueger International, Inc.

© 2011 KI
All Rights Reserved.
Litho in USA.
Code KI-11482R1/KI/VL/211