

Multiple Seating Price List ■

January 3, 2011
Updated January 12, 2017
800-424-2432



Contents

Refer to KI Terms & Conditions document or visit ki.com.

Ordering C.O.M., C.O.L., and C.O.V.	Bonduel, Green Bay, Ontario, and Tupelo	2
	High Point	4
	Shipping Location	6
Dorsal® Operational Tandem	General Information	8
	Multiple Seating	10
GateOne®	General Information	22
	Multiple Seating	24
Grazie® Tandem	General Information	28
	Multiple Seating	30
Perth®	General Information	40
	Multiple Seating	42
	Multiple Seating Replacement Parts	62
	Connecting Tables	64
Piretti Torsion® Tandem	General Information	66
	Multiple Seating	68
Soltice®	General Information	76
	Multiple Seating	78
	Connecting Tables	88
Strive® Tandem	General Information	90
	Multiple Seating	92
Index		102

Ordering C.O.M., C.O.L., and C.O.V.

Bonduel, Green Bay, Ontario, and Tupelo

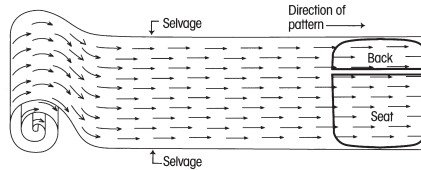
How to Specify C.O.M. Upholstery

Textile designs often have intricate patterns. Not all individuals will interpret fabric direction in the same manner.

As a standard procedure, KI cuts fabrics off the roll in a horizontal fashion as shown in Diagram A at the right. By cutting in this fashion, most waste is eliminated. Our requirements for yardage in this book are based on this type of cutting. When directional or patterned fabrics are used, they often require more yardage than solid colors.

By providing KI with a completely filled-out copy of the form on this page, we will be able to expedite your order. We find it particularly helpful with directional or patterned upholstery material. It is critical that copies of this form accompany test quantities as well as production quantities of C.O.M.

C.O.M. must be supplied in continuous yardage.



C.O.M., C.O.L. and C.O.V. Testing

KI will require for testing actual yardage to upholster one chair. The testing requirements depend on which chair you have selected on your order.

Test samples will be applied to the order and will be held for 6 months if needed. After 6 months, the sample can no longer be applied to your order. For all products to be tested, send test samples for approval to:

KI
Attn: C.O.M. Specialist
1687 Westminster Drive, Gate 3
Green Bay WI 54302

To expedite the procedure, attach a copy of the "C.O.M. Information Form" on this page.

All C.O.M., C.O.L. and C.O.V. must be labeled with the purchase order number.

C.O.M., C.O.L. and C.O.V. Production

Customer's fabrics and leathers must be approved prior to acceptance for production. Upon test approval, a 1" square sample swatch of upholstery material must accompany the order. KI assumes no responsibility for wear, defects or performance of customer's own fabrics, vinyl or leather. C.O.M., C.O.L. and C.O.V. orders are available on a deferred delivery basis.

Orders for production of C.O.M., C.O.L. and C.O.V. upholstered products are not scheduled for processing until upholstery material is received. Upon receipt, KI will provide an acknowledgement and an estimated shipping date.

KI recommends that leather be ordered in yardage. Leather must be usable. The outer edges cannot be calculated as square feet or yardage.

The C.O.M., C.O.L. and C.O.V. yardage requirements accompanying products in the pricing section are for 10 chairs/seats or less, 54" wide nondirectional material. On larger orders, less material is required.

For exact production yardage requirements, call 1-800-424-2432, ext. 2707.

C.O.M., C.O.L. and C.O.V. Order Processing

For products shipped from Green Bay, WI facility, ship upholstery material to:

KI
Attn: C.O.M. Storage
1687 Westminster Drive, Gate 3
Green Bay, WI 54302

For products shipped from Tupelo, MS facility ship material to:

KI Tupelo
Attn: C.O.M. Storage
2112 South Green Street
Tupelo, MS 38801

For products shipped from Bonduel, WI facility, ship material to:

KI
Attn: C.O.M. Storage
204 West South Street
Bonduel, WI 54107

For products shipped from Ontario, CA facility, ship material to:

Avail/Impress/Kismet/Medical & Laboratory Stools/Pilot
Attn: C.O.M. Storage
1110 S. Mildred Ave.
Ontario, CA 91761

Intricate Patterns

In the event of specific requirements for positioning of intricate patterns or pattern repeats on seats and backrests, provide a sketch noting requirements, as in Diagram B, along with materials for testing, and with the order.

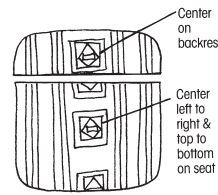


Diagram B

Treated Materials

If C.O.M. requires processing such as Scotchgard® or acrylic backing, it often shrinks. To prevent delays in delivery or back ordering due to shrinkage, please have your processor remeasure after processing and assure adequate yardage shipment.

Split Orders

If a portion of the shipment which does not require C.O.M., C.O.L. or C.O.V. applications is to be processed and shipped early, KI will enter the order immediately at your request. These split shipments are subject to minimum order changes.

Contact the C.O.M. Specialist at 1-800-424-2432, ext. 2707, with questions or to verify a split order.

Excess Upholstery Material

KI will dispose of excess upholstery material at the time of shipment unless expressly requested to return it with the product shipment.

Cancelled or Changed Orders

KI assumes no responsibility for extra C.O.M., C.O.L. or C.O.V. material due to a change of upholstery or cancellation of an order. It is the customer's responsibility to arrange for return of this material.

C.O.M., C.O.L. and C.O.V. Information Form

A copy of this form should accompany test requests and production orders. Please fill it out completely, and, if your order has been acknowledged, provide the acknowledgement number.

Purchasing Agent (Dealer or buying organization) _____
 Attention _____
 Address _____
 City _____ State _____ Zip _____
 Project Name _____
 Type of seating and number of units of each type _____

Please see information below and check the appropriate box.

Submitted for testing.

Test approved. Submitted for production.

Purchase Order Number _____


KI Acknowledgement Number _____

In all instances, send this form to the C.O.M. Specialist.

A Selvage Top and Bottom



B Selvage Side and Side





Ordering C.O.M., C.O.L., and C.O.V.

Bonduel, Green Bay, Ontario, and Tupelo



Ordering C.O.M., C.O.L., and C.O.V.

High Point

Customer's Own Material ■

Specifications Form

January 2017

All fabrics, including COM, COL, KOM and in grades will be applied at the factory's discretion. If a pattern or stripe is to be applied in a certain direction, the customer MUST specify this in writing on the P.O. and attach a sample of the fabric with it running in the application direction to the P.O. Specifying fabric direction may increase the amount of COM or KOM yardage required. Check with KI Customer Service to see if an increase in yardage is necessary BEFORE specifying, ordering and sending COM and COL to the factory or having KOM quoted.

ALL C.O.M AND C.O.L SHIPMENTS
MUST BE PREPAID TO: KI
217 Feld Avenue
High Point, NC 27263

COM and COL must be identified as follows:

1. Name and address
2. Your purchase order number
3. Our style number to which fabric is to be applied
4. Supplier name and fabric name, number, and color

COLLECT SHIPMENTS WILL BE REFUSED.

SHIPMENT SCHEDULE WILL BE GIVEN WHEN ALL FABRIC IS RECEIVED FOR ENTIRE ORDER

YARDAGE REQUIREMENTS LISTED IN PRICE LIST ARE BASED ON PLAIN GOODS 54" WIDE. Fabrics less than 54" wide, or those requiring matching (stripes, plaids, prints, large patterns) will require additional yardage based on the fabric used and the item ordered. CONSULT MATRIX BELOW FOR ADDITIONAL YARDAGE NEEDED.

C.O.M. INCREASE MATRIX (The yardage matrix is also applicable to any reservations of KI Ingrade, Pallas, or KOM upholsteries).

This table is a general guide.

FABRIC WIDTH	PLAIN FABRIC	UNDER 7" REPEAT	8"-13" REPEAT	14"-21" REPEAT	22"-27" REPEAT	28"-33" REPEAT	34"-40" REPEAT	41"-48" REPEAT
54"	0	20%	25%	30%	45%	55%	70%	80%
51"-53"	15%	25%	30%	35%	50%	60%	80%	90%
48"-50"	20%	30%	35%	40%	55%	65%	85%	95%
45"-47"	30%	45%	50%	55%	60%	80%	90%	100%
36"-44"	50%	65%	70%	75%	80%	100%	110%	120%

FABRIC WITH DOUBLE REPEAT: IF USING A FABRIC WITH A DOUBLE REPEAT, PLEASE FOLLOW THIS FORMULA: TAKE THE TOTAL AMOUNT OF THE LARGER AND HALF OF THE SMALLER REPEAT; ADD TOGETHER TO FIND THE CORRECT OVERALL REPEAT. EXAMPLE: 10" VERTICAL WITH 14" HORIZONTAL WOULD BE $14+5=19$.

IF FABRIC COMES IN ON MULTIPLE ROLLS, ONE ADDITIONAL YARD PER ROLL NEEDS TO BE ADDED TO THE YARDAGE REQUIREMENT.

SPECIAL NOTE: WE CAN ASSUME NO RESPONSIBILITY FOR THE DURABILITY OR TAILORING QUALITY OF CUSTOMER FURNISHED COVERINGS (C.O.M.) OR KOM. KOM: is fabric that KI will purchase for you at jobber's price (net) plus a nominal charge for handling, shipping, and managing.



Customer's Own Material ■

Specifications Form

January 2017

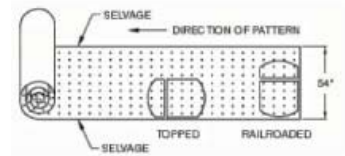
ADDITIONAL NOTES:

- Orders cannot go into production without the information listed at right.
- Attach memo sample to this approval sheet.
- If your order has been placed, list PO# _____
- The cost of the COM sample will be paid by the client.
- Even after preliminary approval, KI reserves the right to reject COM/COL if necessary when the quality is not satisfactory for the product to be upholstered. KI assumes no responsibility for its overall appearance, flammability, durability, color fastness or any other quality after upholstered on a KI product.

ALL COM MUST BE APPROVED.

Photocopy this form and submit with COM fabric for approval:

(This fabric approval is for the purpose of advising how to apply your COM fabric, verify yardage required, and suitability.)



YOUR COMPANY NAME _____

PHONE _____ FAX _____

Material Supplier _____

Material Name _____ Number _____

Material Color _____ Width _____

Vertical Repeat _____ Horizontal Repeat _____

Fiber Content _____

Direction Stripe/Pattern to be applied _____

COM TO BE USED ON THE FOLLOWING:

QTY	PRODUCT NAME/NUMBER
_____	_____
_____	_____
_____	_____
_____	_____
_____	_____



Ordering C.O.M., C.O.L., and C.O.V.

Shipping Location

C.O.M. SHIPPING LOCATION

Architectural Walls

Genius Walls MN

Casegoods

Dante Benches AG
Darwin Tackboards MN
Aristotle Tackboards MN

Classroom Furniture

360° Classroom Furniture BW
Intellect Wave Chairs GB
Dorsal 1090 Chairs GB
Learn2 GB

Desking

700 Series Desking KP
Balance Overheads MN
Genesis Desking MN
True Desking KP
Universal Overheads MN
WorkZone Desking MN

Files & Storage

700 Series Pedestal Cushion GB
U-Series Pedestal Cushion GB

Fixed Seating

Concerto Auditorium Seating BW
Single Pedestal Seating GB
Jury Base Seating GB
Lancaster Auditorium Seating BW
Sequence Seating GB
University Seating GB

Panel Systems

All Terrain KP
Balance Overheads MN
System 3000 MN
Universal Overheads MN

Wireworks MN
Unite MN

Residence Hall Furniture

RoomScape Furniture MN

Screens

True/Volition KP
Genesis KP

Seating

100 Series Folding Chairs BW
300 Series Folding Chairs BW
600 Series Stools BW
700 Series Folding Chairs BW
1000 Series GB
Aerdyn Guest Seating HN
Affina Collection HN
Arisa Lounge HN
Altus Task Chairs TM
Apply Stack Chairs GB
Auditorium Folding Chairs BW
Avail Task Chairs OM
Bantam Guest Seating HN
Boss Design Chairs HN
Cinturon Lounge & Professional Seating .. HN
Cody Lounge Seating HN
Connection Zone Privacy Booths HN
Doni Collection GB
Dorsal Stack & Tandem Seating GB
Engage Task Chairs & Stools GB
Front Row Seats (Silk Screening) BW
GateOne Public Seating BW
Grazie Seating GB
Hub Modular Lounge Seating HN
Impress Task Chairs OM
Impress Ultra Task Chairs OM
Jessa Lounge Seating HN
Jubi Guest Chair GB

Kismet Task/Guest Chairs & Stools OM
Kurv Benches HN
LaResta Day Beds HN
Maestro Stack Chairs GB
Matrix Stack Chairs GB
Medical & Laboratory Stools OM
Mesa Lounge & Task Seating HN
MyWay Seating HN
Neena Benches HN
Opt4 GB
Perry Stack Chairs GB
Perth Multiple & Healthcare Seating HN
Perth II Healthcare Seating HN
Pilot Task Chairs OM
Piretti Stack Chairs GB
Promenade Seating System BW
Rapture Stack Chairs & Stools GB
Relax Lounge Seating HN
Rose Healthcare BW
Sela Lounge Seating HN
Sift Task Chairs TM
Silhouette Stack Chairs & Stools BW
Soltice Metal Collection HN
Soltice Multiple, Healthcare & Guest HN
Soltice II Healthcare Seating HN
Strive Multiple, Stack & Task GB
Sway BW
Tea Cup Lounge Seating HN
Torsion-on-the-Go! Nesting Chairs GB
Torsion Air Stack and Task Seating GB
Torsion Stack and Task Seating GB
Versa Stack Chairs & Stools GB



KI Manufacturing Sites - Customer's Own Material Shipment Manufacturing Site Addresses

AG

Contact KI at
1-800-424-2432

GB

KI Green Bay
Attn: COM Storage
1687 Westminster Drive - Gate 3
Green Bay, WI 54302

HN

KI-HN
Attn: COM Storage
217 Feld Avenue
High Point, NC 27263

KP

KI Pembroke
Attn: COM Storage
1000 Olympic Dr.
Pembroke, Ontario K8A6X7

MN

KI Manitowoc
Attn: COM Storage
1400 S. 41st St.
Manitowoc, WI 54220

BW

KI Bonduel
Attn: COM Storage
204 West South St.
Bonduel, WI 54107

KI Crossroads

Attn: Brianne Linn
280 North Road
Clinton County
Industrial Park
McElhattan, PA 17748

OM


KI-Impress
Attn: COM Storage
1110 S. Mildred Ave.
Ontario, CA 91761

TM

KI Tupelo
2112 South Green St.
Tupelo, MS 38804



Ordering C.O.M., C.O.L., and C.O.V.
Shipping Location



Dorsal® Operational Tandem

General Information




**Operational Armless Seat Tandem
(DT4NAUB/S3/IT1)**



**Operational Arm Seat Tandem
(DT3WAUB/S3)**

Features

Movable base	•	•
Back-to-back ganging	•	•
In-line tables	•	•
Corner ganging tables	•	•
Available fully upholstered	•	•
Available with upholstered seat	•	•
Available without upholstery	•	•



"C" Base

SPECIFICATIONS

Operational Seats

Unupholstered chairs have a textured thermoplastic shell. Upholstered chairs have fabric covered, extra thick, soft foam backrest and seat cushions fastened to an inner shell. Automatic mechanism governs backrest movement. Powder-coated steel arms with plastic caps.

"C" Base

Cast aluminum alloy leg section. 14-gauge, 1" x 2" seamless steel column. Columns are welded to a yoke/plate which clamps onto beam. Non-wallsaver standard. Wallsaver option is black molded plastic extension of rear glides. Upright and base are painted monochromatic with beam and yoke.

In-line Tables

Used in place of seats. Solid core top measures 20" x 20" x 7/8". High-density particleboard with plastic laminate surface and vinyl bullnose edge.

"L" Corner Table Assembly

Corners are formed by mounting beam extensions joined by a tabletop and supported by one leg section for each beam plus a 7/8" square leg located at the corner. Tables are 30" x 30" x 7/8" high-density particleboard with plastic laminate surface and vinyl bullnose edge.

Back Ganging Bar

Couples units back-to-back. Bolts to seat table or beam. Fabricated heavy-gauge steel with finish to match frame. Removable. Two to five-place units to be ganged require two ganging bars. For larger units, contact KI.

INFORMATION

C.O.M. Testing and Production Requirements

Not all materials are suitable for upholstering this product. A 1 yard sample must be submitted and approved prior to acceptance of an order. If the fabric is directional in

pattern or weave, the direction must be indicated on the submitted sample, and additional yardage may be requested.

Test samples must be sent to:

KI
Attn: C.O.M. Specialist
1687 Westminster Drive - Gate 3
Green Bay, WI 54302

Fabric Disclaimer

Fabric will be applied as swatched by the fabric manufacturer. Fabric that is required to be applied differently than is swatched will need a Special Cost Request written specifying the direction the fabric is to be applied. The posted standard lead time will apply to the Special Cost Request.

Design

Designed and developed by Emilio Ambasz and Giancarlo Piretti for OPENArk B.V. Manufactured in the USA by Krueger International, Inc. under license from

OPENArk B.V.

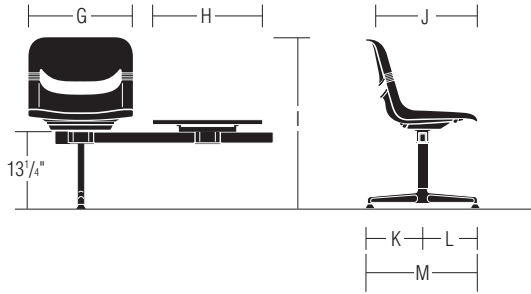
Dorsal® is a registered trademark of OPENArk B.V. and is used under license by Krueger International, Inc.



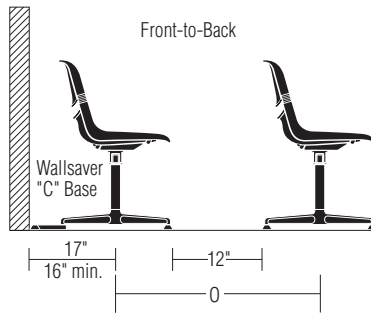
Dorsal[®] Operational Tandem

General Information

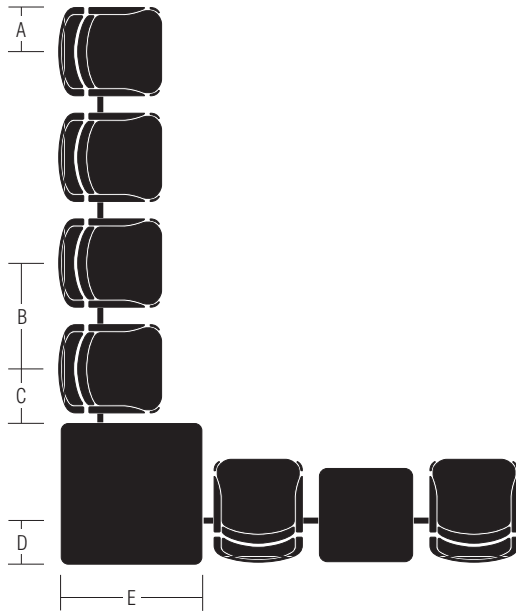
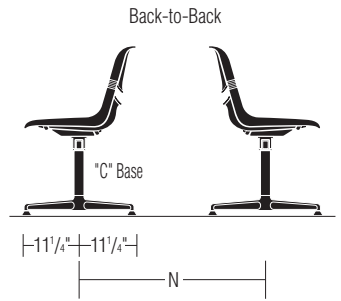
Widths & Heights



To Wall



Row Alignment



Operational Seats

Width On Center, End Position		
Armless	A	9 1/2"
Integral Arm	A	13"
Table	A	10"
Width On Center		
Center Of Seat To Corner Table Edge	C	11"
Center Of Beam To Corner Table Back Edge	D	10"
Corner Table, Width And Depth	E	30"
Overall Width		
2 - Place Armless	F	44"
2 - Place With Arms	F	48"
3 - Place Armless	F	63"
3 - Place With Arms	F	70"
4 - Place Armless	F	85"
4 - Place With Arms	F	92"
Additional place	B	22"
Width		
Armless	G	19"
With Arms	G	23"
In-Line Table	H	20"
Overall Height		
Depth	I	31"
Depth		
Front Seat Edge To Backrest	J	18 1/2"
Center Of Beam To Back Of Backrest	K	11"
Center Of Beam to Seat Edge	L	11"
Overall Depth		
Upright Posture	M	22"
Relaxed Posture	M	26"
Alignment		
Back-To-Back, Uprights On Center	N	30"
"C" Base	O	35"



INFORMATION

Warranty

Refer to KI Terms & Conditions document or visit ki.com

Dorsal® Operational Tandem

Multiple Seating

MODEL	Features	MODEL NUMBER					
		Basic Model	Corner Table Connection	Frame Color	Seat & Back Color	Surface Finish	Edge Color
 <p>Operational Armless Seat Unupholstered</p> <ul style="list-style-type: none"> Automatically adopts upright and relax positions Available with movable "C" base only When selecting a corner connection, corner table must be ordered separately 	1 Seat, 0 In-Line Table	DT1NAP/S1/IT0	<input type="checkbox"/>	<input type="checkbox"/>	<input type="checkbox"/>		
	1 Seat, 1 In-Line Table	DT2NAP/S1/IT1	<input type="checkbox"/>	<input type="checkbox"/>	<input type="checkbox"/>	<input type="checkbox"/>	<input type="checkbox"/>
	2 Seats, 0 In-Line Table	DT2NAP/S2/IT0	<input type="checkbox"/>	<input type="checkbox"/>	<input type="checkbox"/>		
	2 Seats, 1 In-Line Table	DT3NAP/S2/IT1	<input type="checkbox"/>	<input type="checkbox"/>	<input type="checkbox"/>	<input type="checkbox"/>	<input type="checkbox"/>
	3 Seats, 0 In-Line Table	DT3NAP/S3/IT0	<input type="checkbox"/>	<input type="checkbox"/>	<input type="checkbox"/>		
	2 Seats, 2 In-Line Tables	DT4NAP/S2/IT2	<input type="checkbox"/>	<input type="checkbox"/>	<input type="checkbox"/>	<input type="checkbox"/>	<input type="checkbox"/>
	3 Seats, 1 In-line Table	DT4NAP/S3/IT1	<input type="checkbox"/>	<input type="checkbox"/>	<input type="checkbox"/>	<input type="checkbox"/>	<input type="checkbox"/>
	4 Seats, 0 In-line Table	DT4NAP/S4/IT0	<input type="checkbox"/>	<input type="checkbox"/>	<input type="checkbox"/>		
	3 Seats, 2 In-Line Tables	DT5NAP/S3/IT2	<input type="checkbox"/>	<input type="checkbox"/>	<input type="checkbox"/>	<input type="checkbox"/>	<input type="checkbox"/>
	4 Seats, 1 In-line Table	DT5NAP/S4/IT1	<input type="checkbox"/>	<input type="checkbox"/>	<input type="checkbox"/>	<input type="checkbox"/>	<input type="checkbox"/>
5 Seats, 0 In-line Table	DT5NAP/S5/IT0	<input type="checkbox"/>	<input type="checkbox"/>	<input type="checkbox"/>			
 <p>Operational Arm Seat Unupholstered</p> <ul style="list-style-type: none"> Automatically adopts upright and relax positions Available with movable "C" base only Arms are powder-coated steel with plastic caps When selecting a corner connection, corner table must be ordered separately 	1 Seat, 0 In-Line Table	DT1WAP/S1/IT0	<input type="checkbox"/>	<input type="checkbox"/>	<input type="checkbox"/>		
	1 Seat, 1 In-Line Table	DT2WAP/S1/IT1	<input type="checkbox"/>	<input type="checkbox"/>	<input type="checkbox"/>	<input type="checkbox"/>	<input type="checkbox"/>
	2 Seats, 0 In-Line Table	DT2WAP/S2/IT0	<input type="checkbox"/>	<input type="checkbox"/>	<input type="checkbox"/>		
	2 Seats, 1 In-Line Table	DT3WAP/S2/IT1	<input type="checkbox"/>	<input type="checkbox"/>	<input type="checkbox"/>	<input type="checkbox"/>	<input type="checkbox"/>
	3 Seats, 0 In-Line Table	DT3WAP/S3/IT0	<input type="checkbox"/>	<input type="checkbox"/>	<input type="checkbox"/>		
	2 Seats, 2 In-Line Tables	DT4WAP/S2/IT2	<input type="checkbox"/>	<input type="checkbox"/>	<input type="checkbox"/>	<input type="checkbox"/>	<input type="checkbox"/>
	3 Seats, 1 In-line Table	DT4WAP/S3/IT1	<input type="checkbox"/>	<input type="checkbox"/>	<input type="checkbox"/>	<input type="checkbox"/>	<input type="checkbox"/>
	4 Seats, 0 In-line Table	DT4WAP/S4/IT0	<input type="checkbox"/>	<input type="checkbox"/>	<input type="checkbox"/>		
	3 Seats, 2 In-Line Tables	DT5WAP/S3/IT2	<input type="checkbox"/>	<input type="checkbox"/>	<input type="checkbox"/>	<input type="checkbox"/>	<input type="checkbox"/>
	4 Seats, 1 In-line Table	DT5WAP/S4/IT1	<input type="checkbox"/>	<input type="checkbox"/>	<input type="checkbox"/>	<input type="checkbox"/>	<input type="checkbox"/>
5 Seats, 0 In-line Table	DT5WAP/S5/IT0	<input type="checkbox"/>	<input type="checkbox"/>	<input type="checkbox"/>			

A **B** **C** **D** **E** **F**

HOW TO ORDER

Indicate the following information on order form:

- Quantity of each item.
- Model number, including options. See "How To Build a Model Number".
- Any special service required.

Note:

- The indicates that a choice is required.
- The absence of the indicates that no choice is required.
- Alpha-numeric characters in place of indicate that no other alternatives are available.

HOW TO BUILD A MODEL NUMBER

- A** Select basic model.
- B** Select corner table connection.
 - NC** - No corner table
 - L** - Unit connects to one corner table
 - LL** - Unit connects to two corner tables
- C** Select frame color. Refer to color addendum at ki.com or KI Fabrics & Finishes binder.
- D** Select seat/back color. Refer to color addendum at ki.com or KI Fabrics & Finishes binder.
- E** Select surface finish for table. Refer to color addendum at ki.com or KI Fabrics & Finishes binder. Surface finish offerings are based on edge style selections.

- F** Select table edge color. Refer to color addendum at ki.com or KI Fabrics & Finishes binder. Edge color offerings are based on edge style selections.

OPTIONS

California TB133 Fire Safety Code
 The above seating products can be manufactured using the appropriate flame-retardant materials and fabric selections for compliance to California Technical Bulletin 133. Add "FR" to end of model number.
 Model = Polypropylene
 Added Lead Time = 1 week
 Added List Price = \$56 per seat

ACCESSORIES

Wallsaver option
 DOP.WS = <price o="664620" ps="3" s="39" t="1"/>
 (1 per base)



Dorsal® Operational Tandem

Multiple Seating

Approx.
Packaged
Weight

Delivered
Pricing

20.0#	\$ 444
34.0#	787
40.0#	890
54.0#	1232
60.0#	1336
68.0#	1572
74.0#	1675
85.0#	1782
93.0#	2016
99.0#	2124
105.0#	2228
25.0#	\$ 574
39.0#	1044
50.0#	1280
64.0#	1748
75.0#	1855
78.0#	2094
89.0#	2326
100.0#	2431
108.0#	2795
119.0#	2902
130.0#	3007

SPECIAL SERVICES

Special Carton Marking

With specially marked information N/C

Shipping

Shipped k.d. freight prepaid f.o.b. Green Bay, Wisconsin 54302 factory. Freight class #70.

Specifications and prices are subject to change without prior notice.

Dorsal® Operational Tandem

Multiple Seating

Features	MODEL NUMBER							Approx. Packaged Weight
	Basic Model	Corner Table Connection	Frame Color	Seat & Back Color	Surface Finish	Edge Color	Upholstery Color	
1 Seat, 0 In-Line Table	DT1NAUS/S1/IT0	<input type="checkbox"/>	<input type="checkbox"/>	<input type="checkbox"/>			<input type="checkbox"/>	21.0#
1 Seat, 1 In-Line Table	DT2NAUS/S1/IT1	<input type="checkbox"/>	<input type="checkbox"/>	<input type="checkbox"/>	<input type="checkbox"/>	<input type="checkbox"/>	<input type="checkbox"/>	35.0#
2 Seats, 0 In-Line Table	DT2NAUS/S2/IT0	<input type="checkbox"/>	<input type="checkbox"/>	<input type="checkbox"/>			<input type="checkbox"/>	42.0#
2 Seats, 1 In-Line Table	DT3NAUS/S2/IT1	<input type="checkbox"/>	<input type="checkbox"/>	<input type="checkbox"/>	<input type="checkbox"/>	<input type="checkbox"/>	<input type="checkbox"/>	56.0#
3 Seats, 0 In-Line Table	DT3NAUS/S3/IT0	<input type="checkbox"/>	<input type="checkbox"/>	<input type="checkbox"/>			<input type="checkbox"/>	63.0#
2 Seats, 2 In-Line Tables	DT4NAUS/S2/IT2	<input type="checkbox"/>	<input type="checkbox"/>	<input type="checkbox"/>	<input type="checkbox"/>	<input type="checkbox"/>	<input type="checkbox"/>	70.0#
3 Seats, 1 In-line Table	DT4NAUS/S3/IT1	<input type="checkbox"/>	<input type="checkbox"/>	<input type="checkbox"/>	<input type="checkbox"/>	<input type="checkbox"/>	<input type="checkbox"/>	77.0#
4 Seats, 0 In-line Table	DT4NAUS/S4/IT0	<input type="checkbox"/>	<input type="checkbox"/>	<input type="checkbox"/>			<input type="checkbox"/>	84.0#
3 Seats, 2 In-Line Tables	DT5NAUS/S3/IT2	<input type="checkbox"/>	<input type="checkbox"/>	<input type="checkbox"/>	<input type="checkbox"/>	<input type="checkbox"/>	<input type="checkbox"/>	96.0#
4 Seats, 1 In-line Table	DT5NAUS/S4/IT1	<input type="checkbox"/>	<input type="checkbox"/>	<input type="checkbox"/>	<input type="checkbox"/>	<input type="checkbox"/>	<input type="checkbox"/>	103.0#
5 Seats, 0 In-line Table	DT5NAUS/S5/IT0	<input type="checkbox"/>	<input type="checkbox"/>	<input type="checkbox"/>			<input type="checkbox"/>	110.0#



DT1US
DT2US
DT3US
DT4US
DT5US

Operational Armless Seat - Upholstered Seat

- Automatically adopts upright and relax positions
- Cushioned and upholstered seat
- Available with movable "C" base only
- When selecting a corner connection, corner table must be ordered separately

A **B** **C** **D** **E** **F** **G**

HOW TO ORDER

Indicate the following information on order form:

1. Quantity of each item.
2. Model number, including options. See "How To Build a Model Number".
3. Any special service required.

Note: • The indicates that a choice is required.
• The absence of the indicates that no choice is required.
• Alpha-numeric characters in place of indicate that no other alternatives are available.

HOW TO BUILD A MODEL NUMBER

- A** Select basic model.
NC - No corner table
L - Unit connects to one corner table
LL - Unit connects to two corner tables
- C** Select frame color.
Refer to color addendum at ki.com or KI Fabrics & Finishes binder.
- D** Select seat/back color.
Refer to color addendum at ki.com or KI Fabrics & Finishes binder.
- E** Select surface finish for table.
Refer to color addendum at ki.com or KI Fabrics & Finishes binder.
Surface finish offerings are based on edge style selections.

- F** Select table edge color.
Refer to color addendum at ki.com or KI Fabrics & Finishes binder.
Edge color offerings are based on edge style selections.
- G** Select upholstery grade/color.
Refer to color addendum at ki.com or KI Fabrics & Finishes binder.

OPTIONS

California TB133 Fire Safety Code
The above seating products can be manufactured using the appropriate flame-retardant materials and fabric selections for compliance to California Technical Bulletin 133.
Add "FR" to end of model number.
Model = Upholstered
Added Lead Time = 1 week
Added List Price = \$93 per seat

ACCESSORIES

Wallsaver option
DOP.WS = <price o="664620" ps="3" s="39" t="1"/>
(1 per base)



Dorsal® Operational Tandem

Multiple Seating

Delivered Pricing Fabric Grade 1 & C.O.M.	Delivered Pricing Fabric Grade 2	Delivered Pricing Fabric Grade 3	Delivered Pricing Vinyl Group 2V	Delivered Pricing Pallas Fabric Group P0	Delivered Pricing Pallas Fabric Group P1	Delivered Pricing Pallas Fabric Group P2	Delivered Pricing Pallas Fabric Group P3	Delivered Pricing Pallas Fabric Group P4
\$ 572	\$ 596	\$ 605	\$ 605	\$ 593	\$ 630	\$ 664	\$ 691	\$ 714
915	938	948	948	934	971	1004	1031	1060
1147	1193	1212	1212	1186	1260	1328	1377	1431
1489	1534	1554	1554	1524	1599	1668	1718	1772
1722	1789	1823	1823	1780	1891	1992	2067	2144
1828	1873	1895	1895	1864	1938	2003	2058	2109
2060	2129	2161	2161	2118	2229	2328	2409	2485
2296	2388	2429	2429	2370	2518	2652	2758	2864
2399	2471	2501	2501	2461	2572	2668	2748	2828
2634	2728	2768	2768	2714	2862	2992	3097	3202
2868	2980	3035	3035	2962	3148	3312	3448	3578

SPECIAL SERVICES

Special Carton Marking

With specially marked information N/C

Shipping

Shipped k.d. freight prepaid f.o.b. Green Bay, Wisconsin 54302 factory. Freight class #70.

Specifications and prices are subject to change without prior notice.

Dorsal® Operational Tandem

Multiple Seating

Features	MODEL NUMBER							Approx. Packaged Weight
	Basic Model	Corner Table Connection	Frame Color	Seat & Back Color	Surface Finish	Edge Color	Upholstery Color	
1 Seat, 0 In-Line Table	DT1NAUB/S1/IT0	<input type="checkbox"/>	<input type="checkbox"/>	<input type="checkbox"/>			<input type="checkbox"/>	22.0#
1 Seat, 1 In-Line Table	DT2NAUB/S1/IT1	<input type="checkbox"/>	<input type="checkbox"/>	<input type="checkbox"/>	<input type="checkbox"/>	<input type="checkbox"/>	<input type="checkbox"/>	36.0#
2 Seats, 0 In-Line Table	DT2NAUB/S2/IT0	<input type="checkbox"/>	<input type="checkbox"/>	<input type="checkbox"/>			<input type="checkbox"/>	44.0#
2 Seats, 1 In-Line Table	DT3NAUB/S2/IT1	<input type="checkbox"/>	<input type="checkbox"/>	<input type="checkbox"/>	<input type="checkbox"/>	<input type="checkbox"/>	<input type="checkbox"/>	58.0#
3 Seats, 0 In-Line Table	DT3NAUB/S3/IT0	<input type="checkbox"/>	<input type="checkbox"/>	<input type="checkbox"/>			<input type="checkbox"/>	66.0#
2 Seats, 2 In-Line Tables	DT4NAUB/S2/IT2	<input type="checkbox"/>	<input type="checkbox"/>	<input type="checkbox"/>	<input type="checkbox"/>	<input type="checkbox"/>	<input type="checkbox"/>	72.0#
3 Seats, 1 In-line Table	DT4NAUB/S3/IT1	<input type="checkbox"/>	<input type="checkbox"/>	<input type="checkbox"/>	<input type="checkbox"/>	<input type="checkbox"/>	<input type="checkbox"/>	80.0#
4 Seats, 0 In-line Table	DT4NAUB/S4/IT0	<input type="checkbox"/>	<input type="checkbox"/>	<input type="checkbox"/>			<input type="checkbox"/>	88.0#
3 Seats, 2 In-Line Tables	DT5NAUB/S3/IT2	<input type="checkbox"/>	<input type="checkbox"/>	<input type="checkbox"/>	<input type="checkbox"/>	<input type="checkbox"/>	<input type="checkbox"/>	94.0#
4 Seats, 1 In-line Table	DT5NAUB/S4/IT1	<input type="checkbox"/>	<input type="checkbox"/>	<input type="checkbox"/>	<input type="checkbox"/>	<input type="checkbox"/>	<input type="checkbox"/>	107.0#
5 Seats, 0 In-line Table	DT5NAUB/S5/IT0	<input type="checkbox"/>	<input type="checkbox"/>	<input type="checkbox"/>			<input type="checkbox"/>	115.0#



DT1UB
DT2UB
DT3UB
DT4UB
DT5UB

Operational Armless Seat - Upholstered Seat and Back

- Automatically adopts upright and relax positions
- Cushioned and upholstered seat and backrest
- Available with movable "C" base only
- When selecting a corner connection, corner table must be ordered separately

HOW TO ORDER

Indicate the following information on order form:

1. Quantity of each item.
2. Model number, including options. See "How To Build a Model Number".
3. Any special service required.

Note: • The indicates that a choice is required.
• The absence of the indicates that no choice is required.
• Alpha-numeric characters in place of indicate that no other alternatives are available.

HOW TO BUILD A MODEL NUMBER

- A** Select basic model.
NC - No corner table
L - Unit connects to one corner table
LL - Unit connects to two corner tables
- C** Select frame color.
Refer to color addendum at ki.com or KI Fabrics & Finishes binder.
- D** Select seat/back color.
Refer to color addendum at ki.com or KI Fabrics & Finishes binder.
- E** Select surface finish for table.
Refer to color addendum at ki.com or KI Fabrics & Finishes binder.
Surface finish offerings are based on edge style selections.

- F** Select table edge color.
Refer to color addendum at ki.com or KI Fabrics & Finishes binder.
Edge color offerings are based on edge style selections.
- G** Select upholstery grade/color.
Refer to color addendum at ki.com or KI Fabrics & Finishes binder.

OPTIONS

California TB133 Fire Safety Code
The above seating products can be manufactured using the appropriate flame-retardant materials and fabric selections for compliance to California Technical Bulletin 133.
Add "FR" to end of model number.
Model = Upholstered
Added Lead Time = 1 week
Added List Price = \$93 per seat

ACCESSORIES

Wallsaver option
DOP.WS = <price o="664620" ps="3" s="39" t="1"/>
(1 per base)



Dorsal® Operational Tandem

Multiple Seating

Delivered Pricing Fabric Grade 1 & C.O.M.	Delivered Pricing Fabric Grade 2	Delivered Pricing Fabric Grade 3	Delivered Pricing Vinyl Group 2V	Delivered Pricing Pallas Fabric Group P0	Delivered Pricing Pallas Fabric Group P1	Delivered Pricing Pallas Fabric Group P2	Delivered Pricing Pallas Fabric Group P3	Delivered Pricing Pallas Fabric Group P4
\$ 637	\$ 699	\$ 705	\$ 705	\$ 665	\$ 702	\$ 742	\$ 767	\$ 808
977	1037	1044	1044	1003	1040	1077	1111	1147
1274	1399	1409	1409	1331	1405	1478	1545	1614
1614	1739	1748	1748	1669	1743	1823	1883	1918
1908	2095	2113	2113	1992	2103	2219	2312	2416
1955	2074	2093	2093	2006	2081	2161	2225	2295
2251	2433	2456	2456	2334	2445	2561	2657	2760
2544	2792	2820	2820	2657	2806	2959	3085	3227
2591	2773	2795	2795	2673	2784	2902	2995	3099
2885	3134	3161	3161	2996	3145	3299	3427	3569
3182	3493	3526	3526	3323	3508	3700	3857	4033

SPECIAL SERVICES

Special Carton Marking

With specially marked information N/C


Shipping

Shipped k.d. freight prepaid f.o.b. Green Bay, Wisconsin 54302 factory. Freight class #70.

Specifications and prices are subject to change without prior notice.

Dorsal® Operational Tandem

Multiple Seating

Features	MODEL NUMBER							Approx. Packaged Weight
	Basic Model	Corner Table Connection	Frame Color	Seat & Back Color	Surface Finish	Edge Color	Upholstery Color	
	1 Seat, 0 In-Line Table	DT1WAUS/S1/IT0	<input type="checkbox"/>	<input type="checkbox"/>	<input type="checkbox"/>		<input type="checkbox"/>	26.0#
	1 Seat, 1 In-Line Table	DT2WAUS/S1/IT1	<input type="checkbox"/>	<input type="checkbox"/>	<input type="checkbox"/>	<input type="checkbox"/>	<input type="checkbox"/>	40.0#
	2 Seats, 0 In-Line Table	DT2WAUS/S2/IT0	<input type="checkbox"/>	<input type="checkbox"/>	<input type="checkbox"/>		<input type="checkbox"/>	52.0#
	2 Seats, 1 In-Line Table	DT3WAUS/S2/IT1	<input type="checkbox"/>	<input type="checkbox"/>	<input type="checkbox"/>	<input type="checkbox"/>	<input type="checkbox"/>	66.0#
	3 Seats, 0 In-Line Table	DT3WAUS/S3/IT0	<input type="checkbox"/>	<input type="checkbox"/>	<input type="checkbox"/>		<input type="checkbox"/>	78.0#
	2 Seats, 2 In-Line Tables	DT4WAUS/S2/IT2	<input type="checkbox"/>	<input type="checkbox"/>	<input type="checkbox"/>	<input type="checkbox"/>	<input type="checkbox"/>	80.0#
	3 Seats, 1 In-line Table	DT4WAUS/S3/IT1	<input type="checkbox"/>	<input type="checkbox"/>	<input type="checkbox"/>	<input type="checkbox"/>	<input type="checkbox"/>	92.0#
	4 Seats, 0 In-line Table	DT4WAUS/S4/IT0	<input type="checkbox"/>	<input type="checkbox"/>	<input type="checkbox"/>		<input type="checkbox"/>	104.0#
	3 Seats, 2 In-Line Tables	DT5WAUS/S3/IT2	<input type="checkbox"/>	<input type="checkbox"/>	<input type="checkbox"/>	<input type="checkbox"/>	<input type="checkbox"/>	111.0#
	4 Seats, 1 In-line Table	DT5WAUS/S4/IT1	<input type="checkbox"/>	<input type="checkbox"/>	<input type="checkbox"/>	<input type="checkbox"/>	<input type="checkbox"/>	123.0#
	5 Seats, 0 In-line Table	DT5WAUS/S5/IT0	<input type="checkbox"/>	<input type="checkbox"/>	<input type="checkbox"/>		<input type="checkbox"/>	135.0#

DT1US
DT2US
DT3US
DT4US
DT5US

Operational Arm Seat - Upholstered Seat

- Automatically adopts upright and relax positions
- Cushioned and upholstered seat
- Available with movable "C" base only
- Powder-coated steel arms with plastic caps
- When selecting a corner connection, corner table must be ordered separately

A **B** **C** **D** **E** **F** **G**

HOW TO ORDER

Indicate the following information on order form:

1. Quantity of each item.
2. Model number, including options. See "How To Build a Model Number".
3. Any special service required.

Note: • The indicates that a choice is required.
• The absence of the indicates that no choice is required.
• Alpha-numeric characters in place of indicate that no other alternatives are available.

HOW TO BUILD A MODEL NUMBER

- A** Select basic model.
NC - No corner table
L - Unit connects to one corner table
LL - Unit connects to two corner tables
- C** Select frame color.
Refer to color addendum at ki.com or KI Fabrics & Finishes binder.
- D** Select seat/back color.
Refer to color addendum at ki.com or KI Fabrics & Finishes binder.
- E** Select surface finish for table.
Refer to color addendum at ki.com or KI Fabrics & Finishes binder.
Surface finish offerings are based on edge style selections.

- F** Select table edge color.
Refer to color addendum at ki.com or KI Fabrics & Finishes binder.
Edge color offerings are based on edge style selections.
- G** Select upholstery grade/color.
Refer to color addendum at ki.com or KI Fabrics & Finishes binder.

OPTIONS

California TB133 Fire Safety Code
The above seating products can be manufactured using the appropriate flame-retardant materials and fabric selections for compliance to California Technical Bulletin 133.
Add "FR" to end of model number.
Model = Upholstered
Added Lead Time = 1 week
Added List Price = \$93 per seat

ACCESSORIES

Wallsaver option
DOP.WS = <price o="664620" ps="3" s="39" t="1"/>
(1 per base)



Dorsal® Operational Tandem

Multiple Seating

Delivered Pricing Fabric Grade 1 & C.O.M.	Delivered Pricing Fabric Grade 2	Delivered Pricing Fabric Grade 3	Delivered Pricing Vinyl Group 2V	Delivered Pricing Pallas Fabric Group P0	Delivered Pricing Pallas Fabric Group P1	Delivered Pricing Pallas Fabric Group P2	Delivered Pricing Pallas Fabric Group P3	Delivered Pricing Pallas Fabric Group P4
\$ 702	\$ 724	\$ 737	\$ 737	\$ 722	\$ 759	\$ 796	\$ 819	\$ 848
1171	1196	1204	1204	1194	1231	1266	1292	1315
1536	1582	1603	1603	1571	1646	1713	1766	1823
2003	2052	2072	2072	2041	2116	2183	2236	2290
2237	2307	2340	2340	2298	2409	2509	2585	2664
2345	2394	2413	2413	2383	2459	2528	2578	2631
2709	2778	2809	2809	2766	2877	2977	3058	3136
2943	3035	3076	3076	3019	3168	3299	3406	3510
3180	3249	3281	3281	3233	3345	3448	3529	3605
3411	3506	3545	3545	3489	3637	3772	3874	3981
3644	3761	3811	3811	3743	3928	4095	4221	4356

SPECIAL SERVICES

Special Carton Marking

With specially marked information N/C


Shipping

Shipped k.d. freight prepaid f.o.b. Green Bay, Wisconsin 54302 factory. Freight class #70.

Specifications and prices are subject to change without prior notice.

Dorsal® Operational Tandem

Multiple Seating

Features	MODEL NUMBER							Approx. Packaged Weight	
	Basic Model	Corner Table Connection	Frame Color	Seat & Back Color	Surface Finish	Edge Color	Upholstery Color		
 DT1UB	1 Seat, 0 In-Line Table	DT1WAUB/S1/IT0	<input type="checkbox"/>	<input type="checkbox"/>	<input type="checkbox"/>			<input type="checkbox"/>	27.0#
DT2UB	1 Seat, 1 In-Line Table	DT2WAUB/S1/IT1	<input type="checkbox"/>	<input type="checkbox"/>	<input type="checkbox"/>	<input type="checkbox"/>	<input type="checkbox"/>	<input type="checkbox"/>	41.0#
DT3UB	2 Seats, 0 In-Line Table	DT2WAUB/S2/IT0	<input type="checkbox"/>	<input type="checkbox"/>	<input type="checkbox"/>			<input type="checkbox"/>	54.0#
DT4UB	2 Seats, 1 In-Line Table	DT3WAUB/S2/IT1	<input type="checkbox"/>	<input type="checkbox"/>	<input type="checkbox"/>	<input type="checkbox"/>	<input type="checkbox"/>	<input type="checkbox"/>	68.0#
DT5UB	3 Seats, 0 In-Line Table	DT3WAUB/S3/IT0	<input type="checkbox"/>	<input type="checkbox"/>	<input type="checkbox"/>			<input type="checkbox"/>	81.0#
	2 Seats, 2 In-Line Tables	DT4WAUB/S2/IT2	<input type="checkbox"/>	<input type="checkbox"/>	<input type="checkbox"/>	<input type="checkbox"/>	<input type="checkbox"/>	<input type="checkbox"/>	82.0#
	3 Seats, 1 In-line Table	DT4WAUB/S3/IT1	<input type="checkbox"/>	<input type="checkbox"/>	<input type="checkbox"/>	<input type="checkbox"/>	<input type="checkbox"/>	<input type="checkbox"/>	95.0#
	4 Seats, 0 In-line Table	DT4WAUB/S4/IT0	<input type="checkbox"/>	<input type="checkbox"/>	<input type="checkbox"/>			<input type="checkbox"/>	108.0#
	3 Seats, 2 In-Line Tables	DT5WAUB/S3/IT2	<input type="checkbox"/>	<input type="checkbox"/>	<input type="checkbox"/>	<input type="checkbox"/>	<input type="checkbox"/>	<input type="checkbox"/>	109.0#
	4 Seats, 1 In-line Table	DT5WAUB/S4/IT1	<input type="checkbox"/>	<input type="checkbox"/>	<input type="checkbox"/>	<input type="checkbox"/>	<input type="checkbox"/>	<input type="checkbox"/>	127.0#
	5 Seats, 0 In-line Table	DT5WAUB/S5/IT0	<input type="checkbox"/>	<input type="checkbox"/>	<input type="checkbox"/>			<input type="checkbox"/>	140.0#

A
B
C
D
E
F
G

Operational Arm Seat - Upholstered Seat and Back

- Automatically adopts upright and relax positions
- Cushioned and upholstered seat and backrest
- Available with movable "C" base only
- Powder-coated steel arms with plastic caps
- When selecting a corner connection, corner table must be ordered separately

HOW TO ORDER

Indicate the following information on order form:

1. Quantity of each item.
2. Model number, including options. See "How To Build a Model Number".
3. Any special service required.

Note: • The indicates that a choice is required.
 • The absence of the indicates that no choice is required.
 • Alpha-numeric characters in place of indicate that no other alternatives are available.

HOW TO BUILD A MODEL NUMBER

- A** Select basic model.
 NC - No corner table
 L - Unit connects to one corner table
 LL - Unit connects to two corner tables
- B** Select corner table connection.
- C** Select frame color.
 Refer to color addendum at ki.com or KI Fabrics & Finishes binder.
- D** Select seat/back color.
 Refer to color addendum at ki.com or KI Fabrics & Finishes binder.
- E** Select surface finish for table.
 Refer to color addendum at ki.com or KI Fabrics & Finishes binder.
 Surface finish offerings are based on edge style selections.

- F** Select table edge color.
 Refer to color addendum at ki.com or KI Fabrics & Finishes binder.
 Edge color offerings are based on edge style selections.
- G** Select upholstery grade/color.
 Refer to color addendum at ki.com or KI Fabrics & Finishes binder.

OPTIONS

California TB133 Fire Safety Code
 The above seating products can be manufactured using the appropriate flame-retardant materials and fabric selections for compliance to California Technical Bulletin 133.
 Add "FR" to end of model number.
 Model = Upholstered
 Added Lead Time = 1 week
 Added List Price = \$93 per seat

ACCESSORIES

Wallsaver option
 DOP.WS = <price o="664620" ps="3" s="39" t="1"/>
 (1 per base)



Dorsal® Operational Tandem

Multiple Seating

Delivered Pricing Fabric Grade 1 & C.O.M.	Delivered Pricing Fabric Grade 2	Delivered Pricing Fabric Grade 3	Delivered Pricing Vinyl Group 2V	Delivered Pricing Pallas Fabric Group P0	Delivered Pricing Pallas Fabric Group P1	Delivered Pricing Pallas Fabric Group P2	Delivered Pricing Pallas Fabric Group P3	Delivered Pricing Pallas Fabric Group P4
\$ 767	\$ 828	\$ 835	\$ 835	\$ 794	\$ 832	\$ 870	\$ 900	\$ 938
1236	1297	1304	1304	1264	1301	1338	1369	1407
1662	1784	1799	1799	1718	1792	1870	1934	2001
2133	2257	2269	2269	2189	2263	2340	2403	2473
2430	2613	2634	2634	2514	2625	2740	2834	2939
2473	2596	2607	2607	2527	2602	2679	2743	2795
2900	3081	3105	3105	2983	3095	3208	3303	3408
3196	3442	3469	3469	3307	3456	3609	3738	3876
3368	3549	3574	3574	3454	3565	3680	3775	3881
3667	4086	3939	3939	3779	3927	4077	4205	4344
3962	4269	4304	4304	4100	4286	4481	4638	4810

SPECIAL SERVICES

Special Carton Marking

With specially marked information N/C


Shipping

Shipped k.d. freight prepaid f.o.b. Green Bay, Wisconsin 54302 factory. Freight class #70.

Specifications and prices are subject to change without prior notice.

Dorsal® Operational Tandem

Multiple Seating

	MODEL	Features	MODEL NUMBER				Approx. Packaged Weight
			Basic Model	Frame Color	Surface Finish	Edge Color	
	Corner Table • Connects 2 multi-place units at 90° angle • Connects to 1 unit	Connects 2 units	DTCT/LC	<input type="checkbox"/> <input type="checkbox"/>	<input type="checkbox"/> <input type="checkbox"/> <input type="checkbox"/> <input type="checkbox"/>	<input type="checkbox"/> <input type="checkbox"/> <input type="checkbox"/> <input type="checkbox"/>	36.0#
		Connects 1 unit	DTCT/LO	<input type="checkbox"/> <input type="checkbox"/>	<input type="checkbox"/> <input type="checkbox"/> <input type="checkbox"/> <input type="checkbox"/>	<input type="checkbox"/> <input type="checkbox"/> <input type="checkbox"/> <input type="checkbox"/>	40.0#
DTCT							
HRDPT	Back Ganging Bar • Connects 2 units back-to-back • Powder-coated to match base • Sold in pairs		DOPGANG	<input type="checkbox"/> <input type="checkbox"/>			8.0#

A **B** **C** **D**

HOW TO ORDER

Indicate the following information on order form:

- Quantity of each item.
- Model number, including options. See "How To Build a Model Number".
- Any special service required.

Note:

- The indicates that a choice is required.
- The absence of the indicates that no choice is required.
- Alpha-numeric characters in place of indicate that no other alternatives are available.

HOW TO BUILD A MODEL NUMBER

- A** Select basic model.
- B** Select frame color.
Refer to color addendum at ki.com or KI Fabrics & Finishes binder.
- C** Select surface finish for table.
Refer to color addendum at ki.com or KI Fabrics & Finishes binder.
Surface finish offerings are based on edge style selections.
- D** Select table edge color.
Refer to color addendum at ki.com or KI Fabrics & Finishes binder.
Edge color offerings are based on edge style selections.



Dorsal® Operational Tandem

Multiple Seating

Delivered
Pricing

\$ 607

1027

\$ 198

SPECIAL SERVICES

Special Carton Marking

With specially marked information N/C

Shipping

Shipped **k.d. freight prepaid f.o.b. Green Bay, Wisconsin 54302** factory. Freight class #70.

Specifications and prices are subject to change without prior notice.

GateOne®

General Information



GateOne® Seating
(GT5/S4/11T)

2-Place Unit

3-Place Unit

4-Place Unit

5-Place Unit

Features

Die-cast aluminum armrests	•
Freestanding	•
Fixed to floor	•
Beam mounted	•
Wallsaver bracket	•
Back-to-back ganging	•
In-line tables	•
Corner ganging tables	•

General Dimensions

Seat width	22"	22"	22"	22"
Unit width	50"	73-1/2"	97"	120-1/2"
Unit depth	29-1/4"	29-1/4"	29-1/4"	29-1/4"
Seat height	18"	18"	18"	18"
Unit height	35"	35"	35"	35"
Weight	90 lbs.	124 lbs.	158 lbs.	200 lbs.
Corner table top	30" x 30"			
In-line table	20" x 24"			
Table height (all table models)	14-1/2"			



Arm



Back-to-Back Ganger



Wallsaver



In-line Table

SPECIFICATIONS

GateOne® is shipped unassembled.

Seat and Back

Group 2 vinyl or C.O.V., standard KI, Pallas or C.O.M. upholstery fabrics over 2-1/2" thick polyfoam. Seats and backs are easily replaced in the field. Optional fire retardant treatment to meet California's TB133 code requirements.

Mounting Beam

11-gauge fabricated steel triangular beam. Powder-coated finish. Allows for up to five places per beam (seats or seats plus in-line/end-of-run tables). Die-cast end caps in polished aluminum or powder-coated finish.

Foot

Die-cast aluminum with leveling glides. Optional floor mounting bracket for securing unit to floor. 1-1/2" x 3-3/4" aluminum upright extrusion. Available in polished aluminum or powder-coated finish.

Seat Support Castings

Die-cast aluminum. Available in polished aluminum or powder-coated finish. Attach easily to mounting beam with one fastener.

Armrest

Die-cast aluminum. Available in polished aluminum or powder-coated finish. Armless option available.

In-Line/End-of-Run Table

7/8" thick solid core top consisting of high-density particleboard with plastic laminate surface and PVC edge. Used in place of seat on mounting beam.

Corner Ganging Table

7/8" thick solid core top consisting of high density particleboard with plastic laminate surface and PVC edge. For mounting modular units at a 90° angle. Corners are made by attaching table frame to the end of unit mounting beams. Table supported by one leg and leveling glide.

Back Ganging Bracket

11-gauge fabricated steel. Powder-coated finish. Easily attaches to foot casting at floor level via screw. Two to five place units to be ganged back-to-back require two ganging brackets.

Side Ganging Bracket

11-gauge fabricated steel. Powder-coated finish. Easily attaches to foot casting at floor level via screw. Two to five place units to be ganged side-to-side require two ganging brackets.

Side and Back Wallsaver Brackets

11-gauge fabricated steel. Powder-coated finish. Easily attaches to foot casting at floor level via screw. Two brackets per side and two per back.

INFORMATION

C.O.M./C.O.V. Testing Requirements

Not all vinyls/fabrics are suitable for upholstering this product. A 1-1/2 yd. x 54"

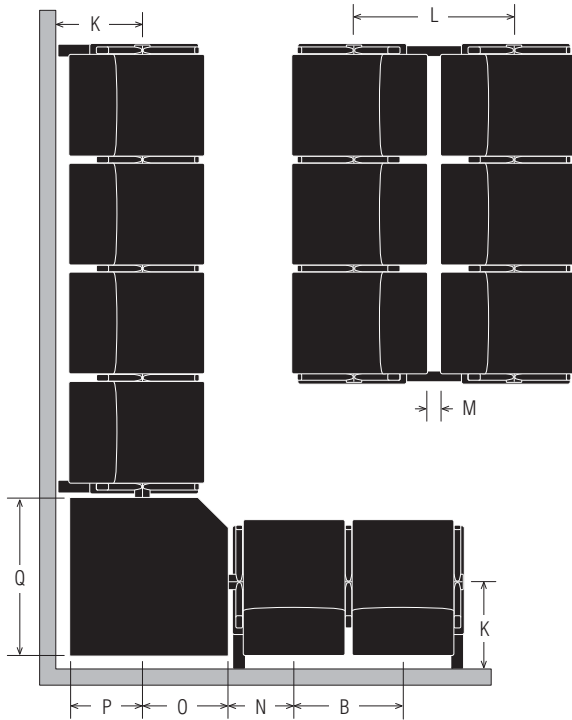
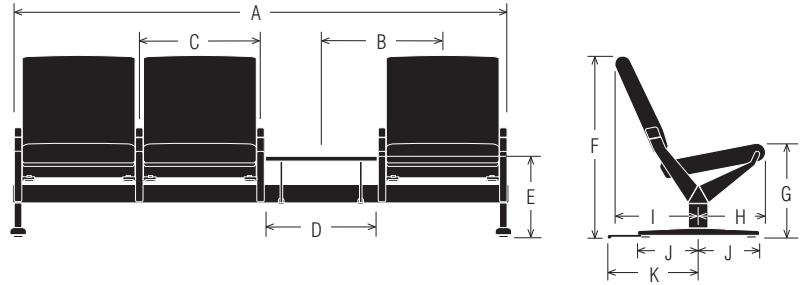
sample must be submitted and approved prior to acceptance of an order. If the vinyl is directional in pattern or weave, the direction must be indicated on the submitted sample, and additional yardage may be requested.

Test samples must be sent to:

KI
Attn: C.O.M. Specialist
1687 Westminster Drive - Gate 3
Green Bay, WI 54302

Fabric Disclaimer

Fabric will be applied as swatched by the fabric manufacturer. Fabric that is required to be applied differently than is swatched will need a Special Cost Request written specifying the direction the fabric is to be applied. The posted standard lead time will apply to the Special Cost Request.

**Dimensions**


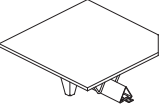
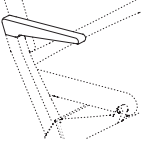
A	2-Place Unit	50"
A	3-Place Unit	73 ¹ / ₂ "
A	4-Place Unit	97"
A	5-Place Unit	120 ¹ / ₂ "
B	Additional Places	23 ¹ / ₂ "
C	Seat Width	23 ¹ / ₂ "
D	Table Width	20"
E	Table Height	14 ¹ / ₂ "
F	Unit Height	35"
G	Seat Height	18"
H	Beam Center to Front of Seat	13"
I	Beam Center to Back of Seat	16 ¹ / ₄ "
J	Beam Center to Foot End	11 ³ / ₄ "
K	Beam Center to Wall (Wallsaver)	17 ³ / ₄ "
L	Beam Center to Beam Center (Ganged)	35 ¹ / ₈ "
M	Back-to-Back (Ganged)	2 ⁵ / ₈ "
N	Seat Center to Corner Table Mounting Side	13 ³ / ₈ "
O	Beam Center to Corner Table Mounting Side	18"
P	Beam Center to Corner Table Back	12"
Q	Corner Table Width	30"

INFORMATION**Warranty**

Refer to KI Terms & Conditions document or visit ki.com

GateOne®

Multiple Seating

MODEL	Features	MODEL NUMBER					
		Basic Model	Base Color	Surface Finish	Edge Color	Upholstery Color	
 <p>GT2 GT3 GT4 GT5</p>	GateOne® Seating <ul style="list-style-type: none"> Number of seats per beam One to five seats per beam Available upholstered in Group 2 Vinyl or C.O.V., standard KI, Pallas, or C.O.M. upholstery fabrics Drawing must be supplied with each order 	1 Seat, 1 End Table	GT2/S1/E1T	<input type="checkbox"/>	<input type="checkbox"/>	<input type="checkbox"/>	<input type="checkbox"/>
	2 Seat, 0 Table	GT2/S2/E0T	<input type="checkbox"/>			<input type="checkbox"/>	
	2 Seats, 1 End Table	GT3/S2/E1T	<input type="checkbox"/>	<input type="checkbox"/>	<input type="checkbox"/>	<input type="checkbox"/>	
	2 Seats, 1 In-line Table	GT3/S2/I1T	<input type="checkbox"/>	<input type="checkbox"/>	<input type="checkbox"/>	<input type="checkbox"/>	
	3 Seats, 0 Table	GT3/S3/E0I0T	<input type="checkbox"/>			<input type="checkbox"/>	
	2 Seats, 1 End Table/ 1 In-line Table	GT4/S2/E1I1T	<input type="checkbox"/>	<input type="checkbox"/>	<input type="checkbox"/>	<input type="checkbox"/>	
	2 Seats, 2 End Tables	GT4/S2/E2T	<input type="checkbox"/>	<input type="checkbox"/>	<input type="checkbox"/>	<input type="checkbox"/>	
	3 Seats, 1 End Tables	GT4/S3/E1T	<input type="checkbox"/>	<input type="checkbox"/>	<input type="checkbox"/>	<input type="checkbox"/>	
	3 Seats, 1 In-line Table	GT4/S3/I1T	<input type="checkbox"/>	<input type="checkbox"/>	<input type="checkbox"/>	<input type="checkbox"/>	
	4 Seats, 0 Table	GT4/S4/E0I0T	<input type="checkbox"/>			<input type="checkbox"/>	
	2 Seats, 2 End Tables/ 1 In-line Table	GT5/S2/E2I1T	<input type="checkbox"/>	<input type="checkbox"/>	<input type="checkbox"/>	<input type="checkbox"/>	
	3 Seats, 1 End Table/ 1 In-line Table	GT5/S3/E1I1T	<input type="checkbox"/>	<input type="checkbox"/>	<input type="checkbox"/>	<input type="checkbox"/>	
	3 Seats, 2 End Tables	GT5/S3/E2T	<input type="checkbox"/>	<input type="checkbox"/>	<input type="checkbox"/>	<input type="checkbox"/>	
	3 Seats, 2 In-line Tables	GT5/S3/I2T	<input type="checkbox"/>	<input type="checkbox"/>	<input type="checkbox"/>	<input type="checkbox"/>	
	4 Seats, 1 End Table	GT5/S4/E1T	<input type="checkbox"/>	<input type="checkbox"/>	<input type="checkbox"/>	<input type="checkbox"/>	
4 Seats, 1 In-line Table	GT5/S4/I1T	<input type="checkbox"/>	<input type="checkbox"/>	<input type="checkbox"/>	<input type="checkbox"/>		
5 Seats, 0 Table	GT5/S5/E0I0T	<input type="checkbox"/>			<input type="checkbox"/>		
 <p>GTCT</p>	Corner Table <ul style="list-style-type: none"> Number of tables per order Plastic laminate with polypropylene edge For mounting modular units at a 90° angle 	GTCT	<input type="checkbox"/>	<input type="checkbox"/>	<input type="checkbox"/>		
 <p>HRDPT</p>	Arms <ul style="list-style-type: none"> Number or arms per order Available in polished aluminum or powder coat finish Sold per arm 	GTA	<input type="checkbox"/>				

A **B** **C** **D** **E**

HOW TO ORDER

Indicate the following information on order form:

- Quantity of each item.
- Model number, including options. See "How To Build a Model Number".
- Any special service required.

Note: • The indicates that a choice is required.
 • The absence of the indicates that no choice is required.
 • Alpha-numeric characters in place of indicate that no other alternatives are available.

HOW TO BUILD A MODEL NUMBER

- A** Select basic model.
- B** Select base/frame/arm colors. Refer to color addendum at ki.com or KI Fabrics & Finishes binder.
- C** Select surface finish. Refer to color addendum at ki.com or KI Fabrics & Finishes binder. Surface finish offerings are based on edge style selections.
- D** Select edge color. Refer to color addendum at ki.com or KI Fabrics & Finishes binder. Edge color offerings are based on edge style selections.
- E** Select upholstery grade/color. Refer to color addendum at ki.com or KI Fabrics & Finishes binder.

OPTIONS

California TB133 Fire Safety Code
 Products listed below meet the California TB133 Fire Safety Code standard. Add "FR" prefix to end of model number.
 Model = Uph. Seat Cushion
 Added Lead Time = 1 week
 Added List Price = \$241 per seat.

Upholstery Information
C.O.M. and C.O.V. Upholstery
 C.O.M. requirement for upholstered seat chair is 1-1/2 yards per chair of nondirectional vinyl or fabric. On orders of 2 or more seats and for complete information on ordering C.O.V. and C.O.M., see "Ordering C.O.M., C.O.L. and C.O.V." section.



Approx. Packaged Weight	Delivered Pricing	Delivered Pricing Fabric Grade 1 & C.O.M.	Delivered Pricing Fabric Grade 2	Delivered Pricing Fabric Grade 3	Delivered Pricing C.O.V.	Delivered Pricing Vinyl Group 2V	Delivered Pricing Pallas Fabric Group P0	Delivered Pricing Pallas Fabric Group P1	Delivered Pricing Pallas Fabric Group P2	Delivered Pricing Pallas Fabric Group P3	Delivered Pricing Pallas Fabric Group P4
35.0#	N/A	\$ 1882	\$ 1988	\$ 1951	\$ 1882	\$ 1951	\$ 1925	\$ 1936	\$ 1984	\$ 2042	\$ 2100
38.0#	N/A	2143	2357	2279	2143	2279	2231	2253	2346	2466	2580
54.0#	N/A	2955	3167	3091	2955	3091	3042	3063	3158	3276	3392
54.0#	N/A	2955	3167	3091	2955	3091	3042	3063	3158	3276	3392
57.0#	N/A	3218	3535	3421	3218	3421	3348	3379	3521	3695	3871
70.0#	N/A	3767	3979	3901	3767	3901	3851	3873	3968	4086	4202
70.0#	N/A	3767	3979	3901	3767	3901	3851	3873	3968	4086	4202
73.0#	N/A	4026	4344	4229	4026	4229	4157	4188	4330	4505	4681
73.0#	N/A	4026	4344	4229	4026	4229	4157	4188	4330	4505	4681
76.0#	N/A	4288	4710	4558	4288	4558	4463	4505	4697	4928	5160
86.0#	N/A	4576	4786	4711	4576	4711	4663	4683	4779	4895	5013
89.0#	N/A	4837	5154	5041	4837	5041	4968	5000	5140	5315	5490
89.0#	N/A	4837	5154	5041	4837	5041	4968	5000	5140	5315	5490
89.0#	N/A	4837	5154	5041	4837	5041	4968	5000	5140	5315	5490
92.0#	N/A	5099	5521	5368	5099	5368	5273	5315	5507	5738	5970
92.0#	N/A	5099	5521	5368	5099	5368	5273	5315	5507	5738	5970
95.0#	N/A	5361	5890	5699	5361	5699	5580	5632	5869	6160	6451
42.0#	\$ 785										

2.0# \$ 49

SPECIAL SERVICES

Special Carton Marking

With specially marked information N/C

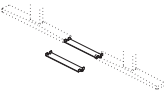
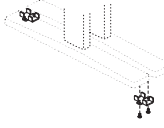
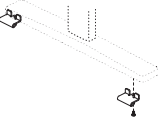
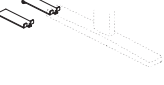
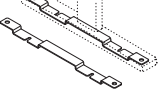
Shipping

Shipped k.d. freight prepaid f.o.b. Bonduel, Wisconsin 54107 factory. Freight class #70.

Specifications and prices are subject to change without prior notice.

GateOne®

Multiple Seating

	MODEL	MODEL NUMBER		Approx. Packaged Weight
		Basic Model	Accessory Color	
 HRDPT	Back-to-Back Ganger <ul style="list-style-type: none"> • 11-gauge fabricated steel • Powder-coat finish • Sold as set of two • Attachment screws included 	44.0386	<input type="checkbox"/> <input type="checkbox"/>	2.0#
 HRDPT	Side-to-Side Ganger <ul style="list-style-type: none"> • 11-gauge fabricated steel • Powder-coat finish • Sold as set of two • Attachment screws included 	44.0387	<input type="checkbox"/> <input type="checkbox"/>	0.1#
 HRDPT	Side Wallsaver <ul style="list-style-type: none"> • 11-gauge fabricated steel • Powder-coat finish • Sold as set of two • Attachment screws included 	44.0388	<input type="checkbox"/> <input type="checkbox"/>	1.0#
 HRDPT	Back Wallsaver <ul style="list-style-type: none"> • 11-gauge fabricated steel • Powder-coat finish • Sold as set of two • Attachment screws included 	44.0389	<input type="checkbox"/> <input type="checkbox"/>	0.1#
 HRDPT	Floor Mounting Brackets <ul style="list-style-type: none"> • For fixed attachment of base to floor • Black only • Fabricated steel • Sold as set of two • Hardware not included 	44.0390.BL		2.0#

A

B

HOW TO ORDER

Indicate the following information on order form:

1. Quantity of each item.
2. Model number, including options. See "How To Build a Model Number".
3. Any special service required.

Note:

- The indicates that a choice is required.
- The absence of the indicates that no choice is required.
- Alpha-numeric characters in place of indicate that no other alternatives are available.

HOW TO BUILD A MODEL NUMBER

- A** Select basic model.
- B** Select accessory color. Refer to color addendum at ki.com or KI Fabrics & Finishes binder.



Delivered
Pricing

\$ 82

\$ 42

\$ 42

\$ 82

\$ 59

SPECIAL SERVICES

Special Carton Marking

With specially marked information N/C

Shipping

Shipped **k.d. freight prepaid f.o.b. Bonduel, Wisconsin 54107** factory. Freight class #70.

Specifications and prices are subject to change without prior notice.

Grazie® Tandem

General Information

	1-Place Unit	2-Place Unit	3-Place Unit	4-Place Unit
Features				
Arms	•	•	•	•
Corner tables	•	•	•	•
In-line tables	•	•	•	•
Poly, upholstered seat, or upholstered seat/back	•	•	•	•
General Dimensions				
Seat width	18-1/2"	18-1/2"	18-1/2"	18-1/2"
Seat depth	18-5/16"	18-5/16"	18-5/16"	18-5/16"
Seat height	17"	17"	17"	17"
Unit width (with arms)				92-1/2"
Unit width (no arms)	18-1/2"	44-1/2"	66-1/2"	86"
Unit height		33"	33"	33"
Corner table top	30" x 30"	30" x 30"	30" x 30"	30" x 30"
In-line table	20" x 20"	20" x 20"	20" x 20"	20" x 20"
Table height (all table models)	17"	17"	17"	17"
Width between arms (inside arm)	18"	18"	18"	18"
Arm height from floor	25-3/4"	25-3/4"	25-3/4"	25-3/4"

SPECIFICATIONS

Backrest, Seat and Shroud

Injection molded polypropylene.

Optional Upholstered Seat or Seat & Back

Urethane foam is attached to an injection-molded polypropylene liner board, then upholstered using a draw-string process. Seat foam is molded nominal 1" thickness and back foam is nominal 1/2" thickness. The flush-head fasteners that attach the back pad are color-matched to the polypropylene.

Underseat Structure

Support structure is die-drawn 12-gauge steel plate. Fixed backrest mechanism structures are made from 1/2" dia. steel wire and attached by welding. Structure is finished with baked-on electrostatically-applied 30 degree gloss epoxy.

Backrest Articulation Mechanism

Two outer backrest supports formed from

1" dia. tubular steel are inserted into sockets molded into the backrest and secured with screws. The backrest assembly moves over molded thermoplastic slide bushings and is supported by steel coil springs. This mechanism allows the backrest to move through 15 degrees of movement, about an axis of rotation that is through the hips of the occupant.

Tandem Base

Cast aluminum alloy leg section. 14-gauge 1" x 2" seamless steel column. Upright and base are painted monochromatic with beam and yoke. Columns are welded to a plate which clamps onto beam.

Tandem Arm

Oval tubular steel arm support with self-skinning urethane armrests measuring 10-1/4" long x 4" wide. The tubular arm support is welded to a yoke and then fastened to the beam via a coverplate.

In-Line Table

Solid core top is 20" x 20" x 7/8" with a vinyl bullnose edge.

Corner Table

Solid core top is 30" x 30" x 7/8" with a vinyl bullnose edge.

INFORMATION

C.O.M Testing and Production Requirements

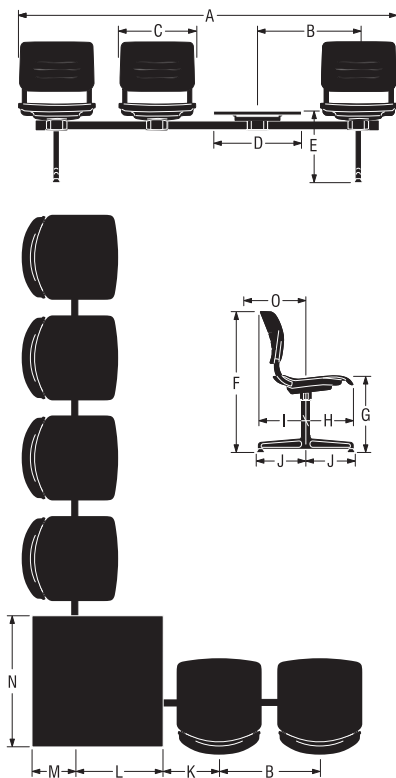
Not all materials are suitable for upholstering this product. A 1-1/2 yd. x 54" sample must be submitted and approved prior to acceptance of an order. If the fabric is directional in pattern or weave, the direction must be indicated on the submitted sample, and additional yardage may be requested.

Test samples must be sent to:

KI
Attn: C.O.M. Specialist
1687 Westminster Drive - Gate 3
Green Bay, WI 54302

Fabric Disclaimer

Fabric will be applied as swatched by the fabric manufacturer. Fabric that is required to be applied differently than is swatched will need a Special Cost Request written specifying the direction the fabric is to be applied. The posted standard lead time will apply to the Special Cost Request.



DIMENSIONS

	No Arms	With Arms
A1	2-Place Unit	44 1/2"
A2	3-Place Unit	66 1/2"
A3	4-Place Unit	92 1/2"
B	Additional Places	22"
C	Seat Width	18 1/2"
D	Table Width	20"
E	Table Height	17"
F	Unit Height	33"
G	Seat Height	17"
H	Beam Center to Front of Seat	10 1/4"
I	Beam Center to Back of Back	11"
J	Beam Center to Foot End	11 1/4"
K	Seat Center to Corner Table Mounting Side	13 1/2"
L	Beam Center to Corner Table Mounting Side	20"
M	Beam Center to Corner Table Back	10"
N	Corner Table Width	30"
O	Beam Center to Back of Flexed Back	14 1/4"




INFORMATION

Warranty

Refer to KI Terms & Conditions document or visit ki.com

Grazie® Tandem

Multiple Seating

MODEL	Features	MODEL NUMBER						Approx. Packaged Weight	
		Basic Model	Frame Color	Fire Code	Seat & Back Color	Surface Finish	Edge Color		
 <p>GT1P GT2P GT3P GT4P GT5P</p>	Polypropylene - No Arms <ul style="list-style-type: none"> Optional in-line tables 1 seat, 0 in-line table models must connect to a corner table Corner table is ordered separately 	1 Seat, 0 In-Line Table	GT1NAP/S1/IT0	<input type="checkbox"/>	<input type="checkbox"/>	<input type="checkbox"/>			30.0#
		1 Seat, 1 In-Line Table	GT2NAP/S1/IT1	<input type="checkbox"/>	<input type="checkbox"/>	<input type="checkbox"/>	<input type="checkbox"/>	<input type="checkbox"/>	44.0#
		2 Seat, 0 In-Line Table	GT2NAP/S2/IT0	<input type="checkbox"/>	<input type="checkbox"/>	<input type="checkbox"/>			50.0#
		2 Seat, 1 In-Line Table	GT3NAP/S2/IT1	<input type="checkbox"/>	<input type="checkbox"/>	<input type="checkbox"/>	<input type="checkbox"/>	<input type="checkbox"/>	64.0#
		3 Seat, 0 In-Line Table	GT3NAP/S3/IT0	<input type="checkbox"/>	<input type="checkbox"/>	<input type="checkbox"/>			70.0#
		3 Seat, 1 In-Line Table	GT4NAP/S3/IT1	<input type="checkbox"/>	<input type="checkbox"/>	<input type="checkbox"/>	<input type="checkbox"/>	<input type="checkbox"/>	84.0#
		4 Seat, 0 In-Line Table	GT4NAP/S4/IT0	<input type="checkbox"/>	<input type="checkbox"/>	<input type="checkbox"/>			94.0#
		3 Seat, 2 In-Line Tables	GT5NAP/S3/IT2	<input type="checkbox"/>	<input type="checkbox"/>	<input type="checkbox"/>	<input type="checkbox"/>	<input type="checkbox"/>	103.0#
		4 Seat, 1 In-Line Table	GT5NAP/S4/IT1	<input type="checkbox"/>	<input type="checkbox"/>	<input type="checkbox"/>	<input type="checkbox"/>	<input type="checkbox"/>	109.0#
		5 Seat, 0 In-Line Table	GT5NAP/S5/IT0	<input type="checkbox"/>	<input type="checkbox"/>	<input type="checkbox"/>			115.0#
 <p>GT1P GT2P GT3P GT4P GT5P</p>	Polypropylene - End Arms Only <ul style="list-style-type: none"> Optional in-line tables 1 seat, 0 in-line table models must connect to a corner table Corner table is ordered separately 	1 Seat, 0 In-Line Table	GT1EAP/S1/IT0	<input type="checkbox"/>	<input type="checkbox"/>	<input type="checkbox"/>			35.0#
		1 Seat, 1 In-Line Table	GT2EAP/S1/IT1	<input type="checkbox"/>	<input type="checkbox"/>	<input type="checkbox"/>	<input type="checkbox"/>	<input type="checkbox"/>	49.0#
		2 Seat, 0 In-Line Table	GT2EAP/S2/IT0	<input type="checkbox"/>	<input type="checkbox"/>	<input type="checkbox"/>			52.0#
		2 Seat, 1 In-Line Table	GT3EAP/S2/IT1	<input type="checkbox"/>	<input type="checkbox"/>	<input type="checkbox"/>	<input type="checkbox"/>	<input type="checkbox"/>	60.0#
		3 Seat, 0 In-Line Table	GT3EAP/S3/IT0	<input type="checkbox"/>	<input type="checkbox"/>	<input type="checkbox"/>			69.0#
		3 Seat, 1 In-Line Table	GT4EAP/S3/IT1	<input type="checkbox"/>	<input type="checkbox"/>	<input type="checkbox"/>	<input type="checkbox"/>	<input type="checkbox"/>	75.0#
		4 Seat, 0 In-Line Table	GT4EAP/S4/IT0	<input type="checkbox"/>	<input type="checkbox"/>	<input type="checkbox"/>			86.0#
		3 Seat, 2 In-Line Tables	GT5EAP/S3/IT2	<input type="checkbox"/>	<input type="checkbox"/>	<input type="checkbox"/>	<input type="checkbox"/>	<input type="checkbox"/>	94.0#
		4 Seat, 1 In-Line Table	GT5EAP/S4/IT1	<input type="checkbox"/>	<input type="checkbox"/>	<input type="checkbox"/>	<input type="checkbox"/>	<input type="checkbox"/>	105.0#
		5 Seat, 0 In-Line Table	GT5EAP/S5/IT0	<input type="checkbox"/>	<input type="checkbox"/>	<input type="checkbox"/>			110.0#
 <p>GT1P GT2P GT3P GT4P GT5P</p>	Polypropylene - Arms <ul style="list-style-type: none"> Optional in-line tables In-line tables must be placed between seats with shared arm application 1 seat, 0 in-line table models must connect to a corner table Corner table is ordered separately 	1 Seat, 0 In-Line Table	GT1AAP/S1/IT0	<input type="checkbox"/>	<input type="checkbox"/>	<input type="checkbox"/>			35.0#
		1 Seat, 1 In-Line Table	GT2AAP/S1/IT1	<input type="checkbox"/>	<input type="checkbox"/>	<input type="checkbox"/>	<input type="checkbox"/>	<input type="checkbox"/>	49.0#
		2 Seat, 0 In-Line Table	GT2AAP/S2/IT0	<input type="checkbox"/>	<input type="checkbox"/>	<input type="checkbox"/>			60.0#
		2 Seat, 1 In-Line Table	GT3AAP/S2/IT1	<input type="checkbox"/>	<input type="checkbox"/>	<input type="checkbox"/>	<input type="checkbox"/>	<input type="checkbox"/>	74.0#
		3 Seat, 0 In-Line Table	GT3AAP/S3/IT0	<input type="checkbox"/>	<input type="checkbox"/>	<input type="checkbox"/>			85.0#
		3 Seat, 1 In-Line Table	GT4AAP/S3/IT1	<input type="checkbox"/>	<input type="checkbox"/>	<input type="checkbox"/>	<input type="checkbox"/>	<input type="checkbox"/>	99.0#
		4 Seat, 0 In-Line Table	GT4AAP/S4/IT0	<input type="checkbox"/>	<input type="checkbox"/>	<input type="checkbox"/>			110.0#
		3 Seat, 2 In-Line Tables	GT5AAP/S3/IT2	<input type="checkbox"/>	<input type="checkbox"/>	<input type="checkbox"/>	<input type="checkbox"/>	<input type="checkbox"/>	118.0#
		4 Seat, 1 In-Line Table	GT5AAP/S4/IT1	<input type="checkbox"/>	<input type="checkbox"/>	<input type="checkbox"/>	<input type="checkbox"/>	<input type="checkbox"/>	129.0#
		5 Seat, 0 In-Line Table	GT5AAP/S5/IT0	<input type="checkbox"/>	<input type="checkbox"/>	<input type="checkbox"/>			140.0#

A **B** **C** **D** **E** **F**

HOW TO ORDER

Indicate the following information on order form:

- Quantity of each item.
- Model number, including options. See "How To Build a Model Number".
- Any special service required.

Note: • The indicates that a choice is required.

- The absence of the indicates that no choice is required.
- Alpha-numeric characters in place of indicate that no other alternatives are available.

HOW TO BUILD A MODEL NUMBER

- A** Select basic model.
- B** Select frame color.
Refer to color addendum at ki.com or KI Fabrics & Finishes binder.
- C** Select fire code.
FR - Compliance to TB 133
NFR - No Fire Retardant
See pricing column for TB133 upcharge.
- D** Select seat/back color.
Refer to color addendum at ki.com or KI Fabrics & Finishes binder.
- E** Select surface finish for table.
Refer to color addendum at ki.com or KI Fabrics & Finishes binder.
- F** Select table edge color.
Refer to color addendum at ki.com or KI Fabrics & Finishes binder.



Delivered Pricing	TB133 add to list price
\$ 631	\$ 10
1338	10
1261	22
1967	22
1891	32
2598	32
2525	42
3304	32
3229	42
3156	54
<hr/>	
\$ 867	\$ 10
1454	10
1496	22
2200	22
2128	32
2831	32
2757	42
3538	32
3463	42
3392	54
<hr/>	
\$ 867	\$ 10
1571	10
1614	22
2437	22
2362	32
3185	32
3113	42
4006	32
3935	42
3858	54

OPTIONS

California TB133 Fire Safety Code

The above seating products can be manufactured using the appropriate flame-retardant materials and fabric selections for compliance to California Technical Bulletin 133. See pricing column for upcharge. Please contact KI customer service for fabric compliance.

SPECIAL SERVICES

Special Carton Marking

With specially marked information N/C



Shipping

Shipped k.d. freight prepaid f.o.b. Green Bay, Wisconsin 54302 factory. Freight class #70.

Specifications and prices are subject to change without prior notice.

Grazie® Tandem

Multiple Seating

MODEL	Features	MODEL NUMBER								
		Basic Model	Frame Color	Seat & Back Color	Surface Finish	Edge Color	Fire Code	Upholstery Color		
 <p>GT1U GT2U GT3U GT4U GT5U</p>	Upholstered Seat - No Arms <ul style="list-style-type: none"> Optional in-line tables 1 seat, 0 in-line table models must connect to a corner table Corner table is ordered separately 	1 Seat, 0 In-Line Table	GT1NAU/S1/IT0	<input type="checkbox"/>	<input type="checkbox"/>			<input type="checkbox"/>	<input type="checkbox"/>	
		1 Seat, 1 In-Line Table	GT2NAU/S1/IT1	<input type="checkbox"/>	<input type="checkbox"/>	<input type="checkbox"/>	<input type="checkbox"/>	<input type="checkbox"/>	<input type="checkbox"/>	
		2 Seat, 0 In-Line Table	GT2NAU/S2/IT0	<input type="checkbox"/>	<input type="checkbox"/>			<input type="checkbox"/>	<input type="checkbox"/>	
		2 Seat, 1 In-Line Table	GT3NAU/S2/IT1	<input type="checkbox"/>	<input type="checkbox"/>	<input type="checkbox"/>	<input type="checkbox"/>	<input type="checkbox"/>	<input type="checkbox"/>	
		3 Seat, 0 In-Line Table	GT3NAU/S3/IT0	<input type="checkbox"/>	<input type="checkbox"/>			<input type="checkbox"/>	<input type="checkbox"/>	
		3 Seat, 1 In-Line Table	GT4NAU/S3/IT1	<input type="checkbox"/>	<input type="checkbox"/>	<input type="checkbox"/>	<input type="checkbox"/>	<input type="checkbox"/>	<input type="checkbox"/>	
		4 Seat, 0 In-Line Table	GT4NAU/S4/IT0	<input type="checkbox"/>	<input type="checkbox"/>			<input type="checkbox"/>	<input type="checkbox"/>	
		3 Seat, 2 In-Line Tables	GT5NAU/S3/IT2	<input type="checkbox"/>	<input type="checkbox"/>	<input type="checkbox"/>	<input type="checkbox"/>	<input type="checkbox"/>	<input type="checkbox"/>	
		4 Seat, 1 In-Line Table	GT5NAU/S4/IT1	<input type="checkbox"/>	<input type="checkbox"/>	<input type="checkbox"/>	<input type="checkbox"/>	<input type="checkbox"/>	<input type="checkbox"/>	
		5 Seat, 0 In-Line Table	GT5NAU/S5/IT0	<input type="checkbox"/>	<input type="checkbox"/>			<input type="checkbox"/>	<input type="checkbox"/>	
 <p>GT1U GT2U GT3U GT4U GT5U</p>	Upholstered Seat - End Arms Only <ul style="list-style-type: none"> Optional in-line tables 1 seat, 0 in-line table models must connect to a corner table Corner table is ordered separately 	1 Seat, 0 In-Line Table	GT1EAU/S1/IT0	<input type="checkbox"/>	<input type="checkbox"/>			<input type="checkbox"/>	<input type="checkbox"/>	
		1 Seat, 1 In-Line Table	GT2EAU/S1/IT1	<input type="checkbox"/>	<input type="checkbox"/>	<input type="checkbox"/>	<input type="checkbox"/>	<input type="checkbox"/>	<input type="checkbox"/>	
		2 Seat, 0 In-Line Table	GT2EAU/S2/IT0	<input type="checkbox"/>	<input type="checkbox"/>			<input type="checkbox"/>	<input type="checkbox"/>	
		2 Seat, 1 In-Line Table	GT3EAU/S2/IT1	<input type="checkbox"/>	<input type="checkbox"/>	<input type="checkbox"/>	<input type="checkbox"/>	<input type="checkbox"/>	<input type="checkbox"/>	
		3 Seat, 0 In-Line Table	GT3EAU/S3/IT0	<input type="checkbox"/>	<input type="checkbox"/>			<input type="checkbox"/>	<input type="checkbox"/>	
		3 Seat, 1 In-Line Table	GT4EAU/S3/IT1	<input type="checkbox"/>	<input type="checkbox"/>	<input type="checkbox"/>	<input type="checkbox"/>	<input type="checkbox"/>	<input type="checkbox"/>	
		4 Seat, 0 In-Line Table	GT4EAU/S4/IT0	<input type="checkbox"/>	<input type="checkbox"/>			<input type="checkbox"/>	<input type="checkbox"/>	
		3 Seat, 2 In-Line Tables	GT5EAU/S3/IT2	<input type="checkbox"/>	<input type="checkbox"/>	<input type="checkbox"/>	<input type="checkbox"/>	<input type="checkbox"/>	<input type="checkbox"/>	
		4 Seat, 1 In-Line Table	GT5EAU/S4/IT1	<input type="checkbox"/>	<input type="checkbox"/>	<input type="checkbox"/>	<input type="checkbox"/>	<input type="checkbox"/>	<input type="checkbox"/>	
		5 Seat, 0 In-Line Table	GT5EAU/S5/IT0	<input type="checkbox"/>	<input type="checkbox"/>			<input type="checkbox"/>	<input type="checkbox"/>	
				A	B	C	D	E	F	G

HOW TO ORDER

Indicate the following information on order form:

- Quantity of each item.
- Model number, including options. See "How To Build a Model Number".
- Any special service required.

Note: • The indicates that a choice is required.

- The absence of the indicates that no choice is required.
- Alpha-numeric characters in place of indicate that no other alternatives are available.

HOW TO BUILD A MODEL NUMBER

A Select basic model.

B Select frame color.
Refer to color addendum at ki.com or KI Fabrics & Finishes binder.

C Select seat/back color.
Refer to color addendum at ki.com or KI Fabrics & Finishes binder.

D Select surface finish for table.
Refer to color addendum at ki.com or KI Fabrics & Finishes binder.

E Select table edge color.
Refer to color addendum at ki.com or KI Fabrics & Finishes binder.

F Select fire code.

NFR - Compliance to TB 117-2013
FR - Compliance to TB 133

See pricing column for TB133 upcharge.

G Select upholstery grade/color.

Refer to color addendum at ki.com or KI Fabrics & Finishes binder.



Approx. Packaged Weight	Delivered Pricing Fabric Grade 1 & C.O.M.	Delivered Pricing Fabric Grade 2	Delivered Pricing Fabric Grade 3	Delivered Pricing C.O.V.	Delivered Pricing Vinyl Group 2V	Delivered Pricing Pallas Fabric Group P0	Delivered Pricing Pallas Fabric Group P1	Delivered Pricing Pallas Fabric Group P2	Delivered Pricing Pallas Fabric Group P3	Delivered Pricing Pallas Fabric Group P4	TB133 add to list price
35.0#	\$ 741	\$ 749	\$ 764	\$ 741	\$ 764	\$ 773	\$ 810	\$ 824	\$ 843	\$ 869	\$ 68
46.0#	1447	1455	1471	1447	1471	1479	1516	1531	1549	1576	68
55.0#	1370	1378	1394	1370	1394	1402	1439	1453	1472	1499	136
69.0#	2076	2085	2100	2076	2100	2108	2145	2160	2178	2205	136
75.0#	2000	2009	2024	2000	2024	2032	2069	2084	2102	2129	204
89.0#	2707	2715	2731	2707	2731	2739	2776	2790	2809	2836	204
99.0#	2634	2642	2657	2634	2657	2666	2703	2717	2736	2762	271
108.0#	3413	3422	3437	3413	3437	3445	3482	3497	3515	3542	204
114.0#	3338	3346	3362	3338	3362	3370	3407	3422	3440	3467	271
120.0#	3265	3273	3289	3265	3289	3297	3334	3349	3367	3394	339
40.0#	\$ 976	\$ 985	\$ 1000	\$ 976	\$ 1000	\$ 1008	\$ 1045	\$ 1060	\$ 1078	\$ 1105	\$ 68
54.0#	1564	1572	1587	1564	1587	1595	1633	1647	1666	1692	68
57.0#	1605	1613	1628	1605	1628	1637	1674	1688	1707	1733	136
65.0#	2309	2318	2333	2309	2333	2341	2378	2393	2411	2438	136
74.0#	2237	2245	2261	2237	2261	2269	2306	2321	2339	2366	204
80.0#	2941	2949	2964	2941	2964	2973	3010	3024	3043	3069	204
91.0#	2866	2875	2890	2866	2890	2898	2936	2950	2968	2995	271
99.0#	3647	3655	3671	3647	3671	3679	3716	3731	3749	3776	204
110.0#	3572	3580	3596	3572	3596	3604	3641	3655	3674	3701	271
115.0#	3501	3509	3525	3501	3525	3533	3570	3584	3603	3630	339

OPTIONS

California TB133 Fire Safety Code

The above seating products can be manufactured using the appropriate flame-retardant materials and fabric selections for compliance to California Technical Bulletin 133. See pricing column for upcharge. Please contact KI customer service for fabric compliance.

SPECIAL SERVICES

Special Carton Marking

With specially marked information N/C



Shipping

Shipped **k.d. freight prepaid f.o.b. Green Bay, Wisconsin 54302** factory. Freight class #70.

Specifications and prices are subject to change without prior notice.

Grazie® Tandem

Multiple Seating

		MODEL NUMBER								
MODEL	Features	Basic Model	Frame Color	Seat & Back Color	Surface Finish	Edge Color	Fire Code	Upholstery Color		
 <p>GT1U GT2U GT3U GT4U GT5U</p>	Upholstered Seat - Arms <ul style="list-style-type: none"> Optional in-line tables In-line tables must be placed between seats with shared arm application 1 seat, 0 in-line table models must connect to a corner table Corner table is ordered separately 	1 Seat, 0 In-Line Table	GT1AAU/S1/IT0	<input type="checkbox"/>	<input type="checkbox"/>			<input type="checkbox"/>	<input type="checkbox"/>	
		1 Seat, 1 In-Line Table	GT2AAU/S1/IT1	<input type="checkbox"/>	<input type="checkbox"/>	<input type="checkbox"/>	<input type="checkbox"/>	<input type="checkbox"/>	<input type="checkbox"/>	<input type="checkbox"/>
		2 Seat, 0 In-Line Table	GT2AAU/S2/IT0	<input type="checkbox"/>	<input type="checkbox"/>			<input type="checkbox"/>	<input type="checkbox"/>	
		2 Seat, 1 In-Line Table	GT3AAU/S2/IT1	<input type="checkbox"/>	<input type="checkbox"/>	<input type="checkbox"/>	<input type="checkbox"/>	<input type="checkbox"/>	<input type="checkbox"/>	
		3 Seat, 0 In-Line Table	GT3AAU/S3/IT0	<input type="checkbox"/>	<input type="checkbox"/>			<input type="checkbox"/>	<input type="checkbox"/>	
		3 Seat, 1 In-Line Table	GT4AAU/S3/IT1	<input type="checkbox"/>	<input type="checkbox"/>	<input type="checkbox"/>	<input type="checkbox"/>	<input type="checkbox"/>	<input type="checkbox"/>	
		4 Seat, 0 In-Line Table	GT4AAU/S4/IT0	<input type="checkbox"/>	<input type="checkbox"/>			<input type="checkbox"/>	<input type="checkbox"/>	
		3 Seat, 2 In-Line Tables	GT5AAU/S3/IT2	<input type="checkbox"/>	<input type="checkbox"/>	<input type="checkbox"/>	<input type="checkbox"/>	<input type="checkbox"/>	<input type="checkbox"/>	
		4 Seat, 1 In-Line Table	GT5AAU/S4/IT1	<input type="checkbox"/>	<input type="checkbox"/>	<input type="checkbox"/>	<input type="checkbox"/>	<input type="checkbox"/>	<input type="checkbox"/>	
		5 Seat, 0 In-Line Table	GT5AAU/S5/IT0	<input type="checkbox"/>	<input type="checkbox"/>			<input type="checkbox"/>	<input type="checkbox"/>	
 <p>GT1UB GT2UB GT3UB GT4UB GT5UB</p>	Upholstered Seat and Back - No Arms <ul style="list-style-type: none"> Optional in-line tables 1 seat, 0 in-line table models must connect to a corner table Corner table is ordered separately 	1 Seat, 0 In-Line Table	GT1NAUB/S1/IT0	<input type="checkbox"/>	<input type="checkbox"/>			<input type="checkbox"/>	<input type="checkbox"/>	
		1 Seat, 1 In-Line Table	GT2NAUB/S1/IT1	<input type="checkbox"/>	<input type="checkbox"/>	<input type="checkbox"/>	<input type="checkbox"/>	<input type="checkbox"/>	<input type="checkbox"/>	
		2 Seat, 0 In-Line Table	GT2NAUB/S2/IT0	<input type="checkbox"/>	<input type="checkbox"/>			<input type="checkbox"/>	<input type="checkbox"/>	
		2 Seat, 1 In-Line Table	GT3NAUB/S2/IT1	<input type="checkbox"/>	<input type="checkbox"/>	<input type="checkbox"/>	<input type="checkbox"/>	<input type="checkbox"/>	<input type="checkbox"/>	
		3 Seat, 0 In-Line Table	GT3NAUB/S3/IT0	<input type="checkbox"/>	<input type="checkbox"/>			<input type="checkbox"/>	<input type="checkbox"/>	
		3 Seat, 1 In-Line Table	GT4NAUB/S3/IT1	<input type="checkbox"/>	<input type="checkbox"/>	<input type="checkbox"/>	<input type="checkbox"/>	<input type="checkbox"/>	<input type="checkbox"/>	
		4 Seat, 0 In-Line Table	GT4NAUB/S4/IT0	<input type="checkbox"/>	<input type="checkbox"/>			<input type="checkbox"/>	<input type="checkbox"/>	
		3 Seat, 2 In-Line Tables	GT5NAUB/S3/IT2	<input type="checkbox"/>	<input type="checkbox"/>	<input type="checkbox"/>	<input type="checkbox"/>	<input type="checkbox"/>	<input type="checkbox"/>	
		4 Seat, 1 In-Line Table	GT5NAUB/S4/IT1	<input type="checkbox"/>	<input type="checkbox"/>	<input type="checkbox"/>	<input type="checkbox"/>	<input type="checkbox"/>	<input type="checkbox"/>	
		5 Seat, 0 In-Line Table	GT5NAUB/S5/IT0	<input type="checkbox"/>	<input type="checkbox"/>			<input type="checkbox"/>	<input type="checkbox"/>	

A **B** **C** **D** **E** **F** **G**

HOW TO ORDER

Indicate the following information on order form:

- Quantity of each item.
- Model number, including options. See "How To Build a Model Number".
- Any special service required.

Note: • The indicates that a choice is required.

- The absence of the indicates that no choice is required.
- Alpha-numeric characters in place of indicate that no other alternatives are available.

HOW TO BUILD A MODEL NUMBER

- A** Select basic model.
- B** Select frame color.
Refer to color addendum at ki.com or KI Fabrics & Finishes binder.
- C** Select seat/back color.
Refer to color addendum at ki.com or KI Fabrics & Finishes binder.
- D** Select surface finish for table.
Refer to color addendum at ki.com or KI Fabrics & Finishes binder.
- E** Select table edge color.
Refer to color addendum at ki.com or KI Fabrics & Finishes binder.
- F** Select fire code.
NFR - Compliance to TB 117-2013
FR - Compliance to TB 133
See pricing column for TB133 upcharge.

- G** Select upholstery grade/color.
Refer to color addendum at ki.com or KI Fabrics & Finishes binder.



Approx. Packaged Weight	Delivered Pricing Fabric Grade 1 & C.O.M.	Delivered Pricing Fabric Grade 2	Delivered Pricing Fabric Grade 3	Delivered Pricing C.O.V.	Delivered Pricing Vinyl Group 2V	Delivered Pricing Pallas Fabric Group P0	Delivered Pricing Pallas Fabric Group P1	Delivered Pricing Pallas Fabric Group P2	Delivered Pricing Pallas Fabric Group P3	Delivered Pricing Pallas Fabric Group P4	TB133 add to list price
40.0#	\$ 976	\$ 985	\$ 1000	\$ 976	\$ 1000	\$ 1008	\$ 1045	\$ 1060	\$ 1078	\$ 1105	\$ 68
54.0#	1680	1688	1704	1680	1704	1712	1749	1763	1782	1809	68
65.0#	1723	1731	1747	1723	1747	1755	1792	1807	1825	1852	136
79.0#	2546	2554	2570	2546	2570	2578	2615	2630	2648	2675	136
90.0#	2471	2479	2495	2471	2495	2503	2540	2554	2573	2600	204
104.0#	3294	3302	3318	3294	3318	3326	3363	3377	3396	3423	204
115.0#	3222	3230	3246	3222	3246	3254	3291	3305	3324	3351	271
123.0#	4115	4123	4139	4115	4139	4147	4184	4198	4217	4244	204
134.0#	4044	4052	4067	4044	4067	4076	4113	4127	4146	4173	271
145.0#	3968	3976	3991	3968	3991	3999	4037	4051	4070	4096	339
40.0#	\$ 766	\$ 775	\$ 790	\$ 766	\$ 790	\$ 798	\$ 835	\$ 850	\$ 868	\$ 895	\$ 97
54.0#	1473	1481	1497	1473	1497	1505	1542	1556	1575	1602	97
65.0#	1396	1404	1419	1396	1419	1428	1465	1479	1498	1524	193
79.0#	2102	2110	2126	2102	2126	2134	2171	2186	2204	2231	193
90.0#	2026	2034	2050	2026	2050	2058	2095	2109	2128	2155	289
104.0#	2733	2741	2756	2733	2756	2765	2802	2816	2835	2861	289
115.0#	2659	2668	2683	2659	2683	2691	2728	2743	2761	2788	386
123.0#	3439	3447	3463	3439	3463	3471	3508	3523	3541	3568	289
134.0#	3364	3372	3388	3364	3388	3396	3433	3447	3466	3493	386
145.0#	3291	3299	3315	3291	3315	3323	3360	3374	3393	3420	483

OPTIONS

California TB133 Fire Safety Code

The above seating products can be manufactured using the appropriate flame-retardant materials and fabric selections for compliance to California Technical Bulletin 133. See pricing column for upcharge. Please contact KI customer service for fabric compliance.

SPECIAL SERVICES

Special Carton Marking

With specially marked information N/C



Shipping

Shipped k.d. freight prepaid f.o.b. Green Bay, Wisconsin 54302 factory. Freight class #70.

Specifications and prices are subject to change without prior notice.

Grazie® Tandem

Multiple Seating

MODEL	Features	MODEL NUMBER							
		Basic Model	Frame Color	Seat & Back Color	Surface Finish	Edge Color	Fire Code	Upholstery Color	
 <p>Upholstered Seat and Back - End Arms Only</p> <ul style="list-style-type: none"> Optional in-line tables 1 seat, 0 in-line table models must connect to a corner table Corner table is ordered separately 	1 Seat, 0 In-Line Table	GT1EAUB/S1/IT0	<input type="checkbox"/>	<input type="checkbox"/>			<input type="checkbox"/>	<input type="checkbox"/>	
	1 Seat, 1 In-Line Table	GT2EAUB/S1/IT1	<input type="checkbox"/>	<input type="checkbox"/>	<input type="checkbox"/>	<input type="checkbox"/>	<input type="checkbox"/>	<input type="checkbox"/>	
	2 Seat, 0 In-Line Table	GT2EAUB/S2/IT0	<input type="checkbox"/>	<input type="checkbox"/>			<input type="checkbox"/>	<input type="checkbox"/>	
	2 Seat, 1 In-Line Table	GT3EAUB/S2/IT1	<input type="checkbox"/>	<input type="checkbox"/>	<input type="checkbox"/>	<input type="checkbox"/>	<input type="checkbox"/>	<input type="checkbox"/>	
	3 Seat, 0 In-Line Table	GT3EAUB/S3/IT0	<input type="checkbox"/>	<input type="checkbox"/>			<input type="checkbox"/>	<input type="checkbox"/>	
	3 Seat, 1 In-Line Table	GT4EAUB/S3/IT1	<input type="checkbox"/>	<input type="checkbox"/>	<input type="checkbox"/>	<input type="checkbox"/>	<input type="checkbox"/>	<input type="checkbox"/>	
	4 Seat, 0 In-Line Table	GT4EAUB/S4/IT0	<input type="checkbox"/>	<input type="checkbox"/>			<input type="checkbox"/>	<input type="checkbox"/>	
	3 Seat, 2 In-Line Tables	GT5EAUB/S3/IT2	<input type="checkbox"/>	<input type="checkbox"/>	<input type="checkbox"/>	<input type="checkbox"/>	<input type="checkbox"/>	<input type="checkbox"/>	
	4 Seat, 1 In-Line Table	GT5EAUB/S4/IT1	<input type="checkbox"/>	<input type="checkbox"/>	<input type="checkbox"/>	<input type="checkbox"/>	<input type="checkbox"/>	<input type="checkbox"/>	
	5 Seat, 0 In-Line Table	GT5EAUB/S5/IT0	<input type="checkbox"/>	<input type="checkbox"/>			<input type="checkbox"/>	<input type="checkbox"/>	
GT1UB									
GT2UB									
GT3UB									
GT4UB									
GT5UB									
 <p>Upholstered Seat and Back - Arms</p> <ul style="list-style-type: none"> Optional in-line tables In-line tables must be placed between seats with shared arm application 1 seat, 0 in-line table models must connect to a corner table Corner table is ordered separately 	1 Seat, 0 In-Line Table	GT1AAUB/S1/IT0	<input type="checkbox"/>	<input type="checkbox"/>			<input type="checkbox"/>	<input type="checkbox"/>	
	1 Seat, 1 In-Line Table	GT2AAUB/S1/IT1	<input type="checkbox"/>	<input type="checkbox"/>	<input type="checkbox"/>	<input type="checkbox"/>	<input type="checkbox"/>	<input type="checkbox"/>	
	2 Seat, 0 In-Line Table	GT2AAUB/S2/IT0	<input type="checkbox"/>	<input type="checkbox"/>			<input type="checkbox"/>	<input type="checkbox"/>	
	2 Seat, 1 In-Line Table	GT3AAUB/S2/IT1	<input type="checkbox"/>	<input type="checkbox"/>	<input type="checkbox"/>	<input type="checkbox"/>	<input type="checkbox"/>	<input type="checkbox"/>	
	3 Seat, 0 In-Line Table	GT3AAUB/S3/IT0	<input type="checkbox"/>	<input type="checkbox"/>			<input type="checkbox"/>	<input type="checkbox"/>	
	3 Seat, 1 In-Line Table	GT4AAUB/S3/IT1	<input type="checkbox"/>	<input type="checkbox"/>	<input type="checkbox"/>	<input type="checkbox"/>	<input type="checkbox"/>	<input type="checkbox"/>	
	4 Seat, 0 In-Line Table	GT4AAUB/S4/IT0	<input type="checkbox"/>	<input type="checkbox"/>			<input type="checkbox"/>	<input type="checkbox"/>	
	3 Seat, 2 In-Line Tables	GT5AAUB/S3/IT2	<input type="checkbox"/>	<input type="checkbox"/>	<input type="checkbox"/>	<input type="checkbox"/>	<input type="checkbox"/>	<input type="checkbox"/>	
	4 Seat, 1 In-Line Table	GT5AAUB/S4/IT1	<input type="checkbox"/>	<input type="checkbox"/>	<input type="checkbox"/>	<input type="checkbox"/>	<input type="checkbox"/>	<input type="checkbox"/>	
	5 Seat, 0 In-Line Table	GT5AAUB/S5/IT0	<input type="checkbox"/>	<input type="checkbox"/>			<input type="checkbox"/>	<input type="checkbox"/>	
GT1UB									
GT2UB									
GT3UB									
GT4UB									
GT5UB									

A **B** **C** **D** **E** **F** **G**

HOW TO ORDER

Indicate the following information on order form:

- Quantity of each item.
- Model number, including options. See "How To Build a Model Number".
- Any special service required.

Note: • The indicates that a choice is required.

- The absence of the indicates that no choice is required.
- Alpha-numeric characters in place of indicate that no other alternatives are available.

HOW TO BUILD A MODEL NUMBER

A Select basic model.

B Select frame color.
Refer to color addendum at ki.com or KI Fabrics & Finishes binder.

C Select seat/back color.
Refer to color addendum at ki.com or KI Fabrics & Finishes binder.

D Select surface finish for table.
Refer to color addendum at ki.com or KI Fabrics & Finishes binder.

E Select table edge color.
Refer to color addendum at ki.com or KI Fabrics & Finishes binder.

F Select fire code.
NFR - Compliance to TB 117-2013
FR - Compliance to TB 133
See pricing column for TB133 upcharge.

G Select upholstery grade/color.
Refer to color addendum at ki.com or KI Fabrics & Finishes binder.



Approx. Packaged Weight	Delivered Pricing Fabric Grade 1 & C.O.M.	Delivered Pricing Fabric Grade 2	Delivered Pricing Fabric Grade 3	Delivered Pricing C.O.V.	Delivered Pricing Vinyl Group 2V	Delivered Pricing Pallas Fabric Group P0	Delivered Pricing Pallas Fabric Group P1	Delivered Pricing Pallas Fabric Group P2	Delivered Pricing Pallas Fabric Group P3	Delivered Pricing Pallas Fabric Group P4	TB133 add to list price
40.0#	\$ 1002	\$ 1010	\$ 1026	\$ 1002	\$ 1026	\$ 1034	\$ 1071	\$ 1086	\$ 1104	\$ 1131	\$ 97
54.0#	1589	1598	1613	1589	1613	1621	1658	1673	1691	1718	97
57.0#	1630	1639	1654	1630	1654	1662	1700	1714	1732	1759	193
65.0#	2335	2343	2359	2335	2359	2367	2404	2418	2437	2464	193
74.0#	2263	2271	2287	2263	2287	2295	2332	2346	2365	2392	289
80.0#	2966	2975	2990	2966	2990	2998	3035	3050	3068	3095	289
91.0#	2892	2900	2916	2892	2916	2924	2961	2976	2994	3021	386
99.0#	3673	3681	3697	3673	3697	3705	3742	3756	3775	3802	289
110.0#	3598	3606	3621	3598	3621	3630	3667	3681	3700	3727	386
115.0#	3527	3535	3550	3527	3550	3559	3596	3610	3629	3655	483
40.0#	\$ 1002	\$ 1010	\$ 1026	\$ 1002	\$ 1026	\$ 1034	\$ 1071	\$ 1086	\$ 1104	\$ 1131	\$ 97
54.0#	1706	1714	1729	1706	1729	1738	1775	1789	1808	1834	97
65.0#	1749	1757	1773	1749	1773	1781	1818	1832	1851	1878	193
79.0#	2572	2580	2596	2572	2596	2604	2641	2655	2674	2701	193
90.0#	2497	2505	2520	2497	2520	2529	2566	2580	2599	2625	289
104.0#	3320	3328	3343	3320	3343	3352	3389	3403	3422	3448	289
115.0#	3248	3256	3271	3248	3271	3280	3317	3331	3350	3376	386
123.0#	4141	4149	4164	4141	4164	4173	4210	4224	4243	4269	289
134.0#	4070	4078	4093	4070	4093	4101	4139	4153	4172	4198	386
145.0#	3993	4002	4017	3993	4017	4025	4062	4077	4095	4122	483

OPTIONS

California TB133 Fire Safety Code

The above seating products can be manufactured using the appropriate flame-retardant materials and fabric selections for compliance to California Technical Bulletin 133. See pricing column for upcharge. Please contact KI customer service for fabric compliance.

SPECIAL SERVICES

Special Carton Marking

With specially marked information N/C


Shipping

Shipped **k.d. freight prepaid f.o.b. Green Bay, Wisconsin 54302** factory. Freight class #70.

Specifications and prices are subject to change without prior notice.

Grazie® Tandem

Multiple Seating

	MODEL	Features	MODEL NUMBER				Approx. Packaged Weight
			Basic Model	Frame Color	Surface Finish	Edge Color	
 MSCT	Corner Table <ul style="list-style-type: none"> • Number of tables per arrangement • Plastic laminate with vinyl bullnose edge • For mounting modular units at a 90° angle • Two required for U-shaped configuration • One required for L-shaped configuration 	Connects 2 units	TCT	<input type="checkbox"/> <input type="checkbox"/>	<input type="checkbox"/> <input type="checkbox"/> <input type="checkbox"/>	<input type="checkbox"/> <input type="checkbox"/> <input type="checkbox"/>	0.0#
HRDPT	Back Ganging Bar <ul style="list-style-type: none"> • Connects 2 units back-to-back • Powder coated to match base • Sold in pairs 		DOP.GANG	<input type="checkbox"/> <input type="checkbox"/>			8.0#

A

B

C

D

HOW TO ORDER

Indicate the following information on order form:

1. Quantity of each item.
2. Model number, including options. See "How To Build a Model Number".
3. Any special service required.

Note: • The indicates that a choice is required.

- The absence of the indicates that no choice is required.
- Alpha-numeric characters in place of indicate that no other alternatives are available.

HOW TO BUILD A MODEL NUMBER

- A** Select basic model.
- B** Select frame color.
Refer to color addendum at ki.com or KI Fabrics & Finishes binder.
- C** Select surface finish for table.
Refer to color addendum at ki.com or KI Fabrics & Finishes binder.
- D** Select table edge color.
Refer to color addendum at ki.com or KI Fabrics & Finishes binder.



Delivered
Pricing
\$ 571

\$ 198

Perth®

General Information



Perth® (Traditional)

Dimensions

Overall width	23-1/2"
Overall depth	26"
Overall height	34"

SPECIFICATIONS

Complimentary Furniture

The following guest chairs offer complimentary furniture that creates continuity and a cohesive look throughout a facility. These complimentary pieces can be found in other sections of the KI price list.

Flex™

FLEX - Flex Healthcare Seating, Flex Occasional Tables

LARESTA FREESTANDING - LaResta® Day Bed

Perth®

Perth® - Perth® Healthcare Seating
LARESTA FREESTANDING - LaResta® DayBed

Soltice®

Soltice® - Soltice® Healthcare Seating,
Soltice® Guest Seating, Soltice® Lounge Seating

LARESTA FREESTANDING - LaResta® DayBed

Three®

THREE - Three Healthcare Seating, Three Lounge Seating

UPHOLSTERY INFORMATION

C.O.M. Fabric

For C.O.M. fabric sent to KI-High Point on multiple rolls, add an additional yard of fabric per roll to the yardage requirements. Multiple rolls have shorter pieces of fabric on them and do not allow nesting and stacking of the fabric to achieve the best yield as is done with one large roll. This results in yardage shortages and requests for additional fabric from the client, which can hold up the order. For each roll that is sent, one yard needs to be added and needs to be added to one of the rolls, not separately.

Fabric Disclaimer

Fabric will be applied as swatched by the fabric manufacturer. Fabric that is required to be applied differently than is swatched will need a Special Cost Request written specifying the direction the fabric is to be applied. The posted standard lead time will apply to the Special Cost Request.

FINISH INFORMATION

SPECIAL FINISH MATCHES

KI can match special finish requests at an upcharge of \$68 List per item, up to 12 or a maximum charge of \$818 List per order per color. Special finish requests must be sent to your KI customer service representative.

Upon receipt from KI, the finishing department will prepare a "strike-off" which will be sent to the customer for approval.

The approval form accompanying the strike-off should be faxed to your KI customer service representative. Upon receipt of the signed approval form, KI will proceed with the order. Disapproved samples may be sent back to KI directly with an explanation of disapproval. A Special Finish Number (SFN) will be assigned to this finish sample for future reference or reorders





INFORMATION

Warranty

Refer to KI Terms & Conditions document or visit ki.com

Perth®

Multiple Seating

		MODEL NUMBER										
Features	COM	Basic Model	Left Connect	Right Connect	Non-Contrast or Fabric Contrast 1	Fabric Contrast 2	Wood Finish	TB133	Moisture Barrier	Arm Cap	Casters	
	Non-contrast	2 yd	POC/NC	<input type="checkbox"/>	<input type="checkbox"/>	<input type="checkbox"/> <input type="checkbox"/> <input type="checkbox"/> <input type="checkbox"/>		<input type="checkbox"/> <input type="checkbox"/>	<input type="checkbox"/> <input type="checkbox"/>	<input type="checkbox"/> <input type="checkbox"/>	<input type="checkbox"/> <input type="checkbox"/> <input type="checkbox"/> <input type="checkbox"/>	
	Contrast		POC/FC	<input type="checkbox"/>	<input type="checkbox"/>	<input type="checkbox"/> <input type="checkbox"/> <input type="checkbox"/> <input type="checkbox"/>	<input type="checkbox"/> <input type="checkbox"/> <input type="checkbox"/> <input type="checkbox"/>	<input type="checkbox"/> <input type="checkbox"/>	<input type="checkbox"/> <input type="checkbox"/>	<input type="checkbox"/> <input type="checkbox"/>	<input type="checkbox"/> <input type="checkbox"/> <input type="checkbox"/> <input type="checkbox"/>	
<p>PRTH</p> <p>One Seat (Open Arm)</p> <ul style="list-style-type: none"> • 1 = Back (Fabric Contrast 1) C.O.M. = 1.5 yd • 2 = Seat (Fabric Contrast 2) C.O.M. = 1 yd 												
	Non-contrast	3.5 yd	PPC/NC	<input type="checkbox"/>	<input type="checkbox"/>	<input type="checkbox"/> <input type="checkbox"/> <input type="checkbox"/> <input type="checkbox"/>		<input type="checkbox"/> <input type="checkbox"/>	<input type="checkbox"/> <input type="checkbox"/>	<input type="checkbox"/> <input type="checkbox"/>	<input type="checkbox"/> <input type="checkbox"/> <input type="checkbox"/> <input type="checkbox"/>	
	Contrast		PPC/FC	<input type="checkbox"/>	<input type="checkbox"/>	<input type="checkbox"/> <input type="checkbox"/> <input type="checkbox"/> <input type="checkbox"/>	<input type="checkbox"/> <input type="checkbox"/> <input type="checkbox"/> <input type="checkbox"/>	<input type="checkbox"/> <input type="checkbox"/>	<input type="checkbox"/> <input type="checkbox"/>	<input type="checkbox"/> <input type="checkbox"/>	<input type="checkbox"/> <input type="checkbox"/> <input type="checkbox"/> <input type="checkbox"/>	
<p>PRTH</p> <p>One Seat (Closed Arm)</p> <ul style="list-style-type: none"> • 1 = Back and arms (Fabric Contrast 1) C.O.M. = 2.5 yd • 2 = Seat (Fabric Contrast 2) C.O.M. = 1 yd 												
			A	B	C	D	E	F	G	H	I	J

HOW TO ORDER

Indicate the following information on order form:

- Quantity of each item.
- Model number, including options. See "How To Build a Model Number".
- Any special service required.

Note:

- The indicates that a choice is required.
- The absence of the indicates that no choice is required.
- Alpha-numeric characters in place of indicate that no other alternatives are available.

HOW TO BUILD A MODEL NUMBER

- A** Select basic model.
- B** Select LEFT facing arm connector.
 - LC** - Left facing chair connectors
 - LT** - Left facing table connectors
 Arm connection is on Right side when seated.
- C** Select RIGHT facing arm connector.
 - RC** - Right facing chair connectors
 - RT** - Right facing table connectors
 Arm connection is on Left side when seated.
- D** Select non-contrast or fabric contrast 1. Refer to color addendum at ki.com or KI Fabrics & Finishes binder.
- E** Select fabric contrast 2. Refer to color addendum at ki.com or KI Fabrics & Finishes binder.
- F** Select wood finish color.
- G** Select fire code.
 - NFR** - Compliance to TB 117-2013
 - FR** - Compliance to TB 133
 See pricing column for TB133 upcharge. Not available on closed arm models.
- H** Select moisture barrier.
 - NMB** - No moisture barrier
 - MB** - Moisture barrier
 See pricing column for moisture barrier upcharge.
- I** Select armcaps.
 - WAC** - Wood armcaps (pair)
 - PAC** - Black poly; add \$132
 Upcharge for two armcaps.
- J** Select casters.
 - NCST** - No casters
 - FCST** - Casters-front only; add \$137
 - RCST** - Casters-back only; add \$137

FRCST - Casters-front and back; add \$137

Refer to color addendum at ki.com or KI Fabrics & Finishes binder. For Kensington Maple add upcharge.



Approx. Packaged Weight	Grade C.O.M.	Grade C	Grade D	Grade E & C.O.L.	Grade F	Grade G	Grade H	Grade I	Grade J	Grade K	Grade L Leather	Grade M Leather	TB133 add to list price	Moisture Barrier add to list price
50.0#	\$ 995	\$ 1026	\$ 1061	\$ 1096	\$ 1189	\$ 1310	\$ 1353	\$ 1413	\$ 1540	\$ 1655	\$ 1782	\$ 2064	\$ 170	\$ 102
50.0#	1032	1063	1095	1133	1226	1347	1389	1450	1579	1691	1820	2099	170	102
50.0#	\$ 1152	\$ 1178	\$ 1222	\$ 1275	\$ 1343	\$ 1458	\$ 1543	\$ 1694	\$ 1908	\$ 2108	\$ 2328	\$ 2795	N/A	\$ 102
50.0#	1187	1213	1257	1309	1380	1496	1581	1730	1945	2144	2364	2831	N/A	102

KENSINGTON MAPLE UPCHARGE

Kensington Maple Construction

Kensington Maple requires extended leadtimes.

Model

POC/NC	\$48	POC/FC	\$48
PPC/NC	\$48	PPC/FC	\$48
POCC/NC	\$71	POCC/FC	\$71
PPCC/NC	\$71	PPCC/FC	\$71
POCCC/NC	\$96	POCCC/FC	\$96
PPCCC/NC	\$96	PPCCC/FC	\$96
PO33/NC	\$48	PQ33/FC	\$48
PP33/NC	\$48	PP33/FC	\$48

INFORMATION

C.O.M. Requirements

C.O.M. yardage requirements listed above are based on plain goods 54" wide. If less than 54" wide or fabrics requiring matching (stripes, plaids, prints, large patterns), additional yardage will be needed. Consult COM/COL matrix for ordering additional

yardage needed. For C.O.M. fabric sent to KI-High Point on multiple rolls, add an additional yard of fabric per roll to the yardage requirements.

Multiply number of seats, backs and arms required by yardage amount (e.g. 3 replacement seats required x 1 yard = 3 yards total).

C.O.L. Requirements

Figure 18 sq. ft. of leather (C.O.L.) for each yard shown (i.e., 4.75 x 18 = 85.5 sq ft).

Contrasting Upholstery

When contrasting fabric is chosen, price at highest in-grade.

Minimum Fabric/Leather Quantity

Minimum order for fabric is 1 yard. Minimum order for leather is 1 hide (approximately 50 sq. ft).

Construction

Seat frame constructed of welded

structural steel. Back constructed from formed laminated plywood. (Loveseat from kiln-dried hardwood). Arms constructed from kiln-dried hardwood. Cushioning of multiple densities of polyurethane foam and Dacron fiber.

California TB133 Fire Safety Code

The above seating products can be manufactured using the appropriate flame-retardant materials and fabric selections for compliance to California Technical Bulletin 133. Please contact KI customer service for fabric compliance. Not available with moisture barrier.

Upcharges are the same for Left, Right, and Left/Right units.

SPECIAL SERVICES

Special Carton Marking

With specially marked information N/C



Shipping

Shipped **assembled freight prepaid f.o.b. High Point, North Carolina 27263** factory. Freight class #175.

Specifications and prices are subject to change without prior notice.

Perth®

Multiple Seating

		MODEL NUMBER									
Features	COM	Basic Model	Left Connect	Right Connect	Non-Contrast or Fabric Contrast 1	Fabric Contrast 2	Wood Finish	TB133	Moisture Barrier	Arm Cap	
	Non-contrast	4 yd	POCC/NC	<input type="checkbox"/> <input type="checkbox"/>	<input type="checkbox"/> <input type="checkbox"/>	<input type="checkbox"/> <input type="checkbox"/> <input type="checkbox"/> <input type="checkbox"/>		<input type="checkbox"/> <input type="checkbox"/> <input type="checkbox"/> <input type="checkbox"/>	<input type="checkbox"/> <input type="checkbox"/> <input type="checkbox"/> <input type="checkbox"/>	<input type="checkbox"/> <input type="checkbox"/> <input type="checkbox"/> <input type="checkbox"/>	
	Contrast		POCC/FC	<input type="checkbox"/> <input type="checkbox"/>	<input type="checkbox"/> <input type="checkbox"/>	<input type="checkbox"/> <input type="checkbox"/> <input type="checkbox"/> <input type="checkbox"/>	<input type="checkbox"/> <input type="checkbox"/> <input type="checkbox"/> <input type="checkbox"/>	<input type="checkbox"/> <input type="checkbox"/> <input type="checkbox"/> <input type="checkbox"/>	<input type="checkbox"/> <input type="checkbox"/> <input type="checkbox"/> <input type="checkbox"/>	<input type="checkbox"/> <input type="checkbox"/> <input type="checkbox"/> <input type="checkbox"/>	
PRTH Two Seat (Open Arm) • 1 = Back (Fabric Contrast 1) C.O.M. = 2.25 yd • 2 = Seat (Fabric Contrast 2) C.O.M. = 1.25 yd											
	Non-contrast	5.5 yd	PPCC/NC	<input type="checkbox"/> <input type="checkbox"/>	<input type="checkbox"/> <input type="checkbox"/>	<input type="checkbox"/> <input type="checkbox"/> <input type="checkbox"/> <input type="checkbox"/>		<input type="checkbox"/> <input type="checkbox"/> <input type="checkbox"/> <input type="checkbox"/>	<input type="checkbox"/> <input type="checkbox"/> <input type="checkbox"/> <input type="checkbox"/>	<input type="checkbox"/> <input type="checkbox"/> <input type="checkbox"/> <input type="checkbox"/>	
	Contrast		PPCC/FC	<input type="checkbox"/> <input type="checkbox"/>	<input type="checkbox"/> <input type="checkbox"/>	<input type="checkbox"/> <input type="checkbox"/> <input type="checkbox"/> <input type="checkbox"/>	<input type="checkbox"/> <input type="checkbox"/> <input type="checkbox"/> <input type="checkbox"/>	<input type="checkbox"/> <input type="checkbox"/> <input type="checkbox"/> <input type="checkbox"/>	<input type="checkbox"/> <input type="checkbox"/> <input type="checkbox"/> <input type="checkbox"/>	<input type="checkbox"/> <input type="checkbox"/> <input type="checkbox"/> <input type="checkbox"/>	
PRTH Two Seat (Closed Arm) • 1 = Back and arms (Fabric Contrast 1) C.O.M. = 4.5 yd • 2 = Seat (Fabric Contrast 2) C.O.M. = 1.25 yd											
			A	B	C	D	E	F	G	H	I

HOW TO ORDER

Indicate the following information on order form:

- Quantity of each item.
- Model number, including options. See "How To Build a Model Number".
- Any special service required.

Note: • The indicates that a choice is required.
 • The absence of the indicates that no choice is required.
 • Alpha-numeric characters in place of indicate that no other alternatives are available.

HOW TO BUILD A MODEL NUMBER

- A** Select basic model.
- B** Select LEFT facing arm connector.
 LC - Left facing chair connectors
 LT - Left facing table connectors
 Arm connection is on Right side when seated.
- C** Select RIGHT facing arm connector.
 RC - Right facing chair connectors
 RT - Right facing table connectors
 Arm connection is on Left side when seated.
- D** Select non-contrast or fabric contrast 1. Refer to color addendum at ki.com or KI Fabrics & Finishes binder.
- E** Select fabric contrast 2. Refer to color addendum at ki.com or KI Fabrics & Finishes binder.
- F** Select wood finish color.

Refer to color addendum at ki.com or KI Fabrics & Finishes binder. For Kensington Maple add upcharge.

- G** Select fire code.
 NFR - Compliance to TB 117-2013
 FR - Compliance to TB 133
 See pricing column for TB133 upcharge.
 Not available on closed arm models.
- H** Select moisture barrier.
 NMB - No moisture barrier
 MB - Moisture barrier
 See pricing column for moisture barrier upcharge.
- I** Select armcaps.
 WAC - Wood armcaps (pair)
 PAC - Black poly; add \$198
 Upcharge for three armcaps.

KENSINGTON MAPLE UPCHARGE

Kensington Maple Construction
 Kensington Maple requires extended leadtimes.

Model	POC/NC	POC/FC	PPC/NC	PPC/FC	POCC/NC	POCC/FC	PPCC/NC	PPCC/FC	POCCC/NC	POCCC/FC	PP33/NC	PP33/FC
	\$48	\$48	\$48	\$48	\$71	\$71	\$71	\$71	\$96	\$96	\$48	\$48



Approx. Packaged Weight	Grade C.O.M.	Grade C	Grade D	Grade E & C.O.L.	Grade F	Grade G	Grade H	Grade I	Grade J	Grade K	Grade L Leather	Grade M Leather	TB133 add to list price	Moisture Barrier add to list price
91.0#	\$ 1791	\$ 1822	\$ 1875	\$ 1936	\$ 1982	\$ 2064	\$ 2148	\$ 2252	\$ 2460	\$ 2672	\$ 2881	\$ 3299	\$ 293	\$ 205
91.0#	1863	1894	1946	2009	2053	2134	2221	2325	2534	2746	2955	3370	293	205
91.0#	\$ 2106	\$ 2158	\$ 2243	\$ 2346	\$ 2415	\$ 2553	\$ 2689	\$ 2862	\$ 3204	\$ 3547	\$ 3892	\$ 4580	N/A	\$ 205
91.0#	2179	2229	2315	2419	2487	2625	2761	2934	3280	3621	3961	4653	N/A	205

INFORMATION

C.O.M. Requirements

C.O.M. yardage requirements listed above are based on plain goods 54" wide. If less than 54" wide or fabrics requiring matching (stripes, plaids, prints, large patterns), additional yardage will be needed. Consult COM/COL matrix for ordering additional yardage needed. For C.O.M. fabric sent to KI-High Point on multiple rolls, add an additional yard of fabric per roll to the yardage requirements.

Multiply number of seats, backs and arms required by yardage amount (e.g. 3 replacement seats required x 1 yard = 3 yards total).

C.O.L. Requirements

Figure 18 sq. ft. of leather (C.O.L.) for each yard shown (i.e., 4.75 x 18 = 85.5 sq ft).

Contrasting Upholstery

When contrasting fabric is chosen, price at

highest in-grade.

Minimum Fabric/Leather Quantity

Minimum order for fabric is 1 yard. Minimum order for leather is 1 hide (approximately 50 sq. ft).

Construction

Seat frame constructed of welded structural steel. Back constructed from formed laminated plywood. (Loveseat from kiln-dried hardwood). Arms constructed from kiln-dried hardwood. Cushioning of multiple densities of polyurethane foam and Dacron fiber.

California TB133 Fire Safety Code

The above seating products can be manufactured using the appropriate flame-retardant materials and fabric selections for compliance to California Technical Bulletin 133. Please contact KI customer service for fabric compliance. Not available with moisture barrier.

Upcharges are the same for Left, Right, and Left/Right units.

SPECIAL SERVICES

Special Carton Marking

With specially marked information N/C



Shipping

Shipped **assembled freight prepaid f.o.b. High Point, North Carolina 27263** factory. Freight class #175.

Specifications and prices are subject to change without prior notice.

Perth®

Multiple Seating

		MODEL NUMBER									
Features	COM	Basic Model	Left Connect	Right Connect	Non-Contrast or Fabric Contrast 1	Fabric Contrast 2	Wood Finish	TB133	Moisture Barrier	Arm Cap	
	Non-contrast	5 yd	POCCC/NC	<input type="checkbox"/>	<input type="checkbox"/>	<input type="checkbox"/>	<input type="checkbox"/>	<input type="checkbox"/>	<input type="checkbox"/>	<input type="checkbox"/>	
	Contrast		POCCC/FC	<input type="checkbox"/>	<input type="checkbox"/>	<input type="checkbox"/>	<input type="checkbox"/>	<input type="checkbox"/>	<input type="checkbox"/>	<input type="checkbox"/>	
<p>PRTH Three Seat (Open Arm)</p> <ul style="list-style-type: none"> • 1 = Back (Fabric Contrast 1) C.O.M. = 3.25 yd • 2 = Seat (Fabric Contrast 2) C.O.M. = 2 yd 											
	Non-contrast	7.5 yd	PPCCC/NC	<input type="checkbox"/>	<input type="checkbox"/>	<input type="checkbox"/>	<input type="checkbox"/>	<input type="checkbox"/>	<input type="checkbox"/>	<input type="checkbox"/>	
	Contrast		PPCCC/FC	<input type="checkbox"/>	<input type="checkbox"/>	<input type="checkbox"/>	<input type="checkbox"/>	<input type="checkbox"/>	<input type="checkbox"/>	<input type="checkbox"/>	
<p>PRTH Three Seat (Closed Arm)</p> <ul style="list-style-type: none"> • 1 = Back and arms (Fabric Contrast 1) C.O.M. = 6 yd • 2 = Seat (Fabric Contrast 2) C.O.M. = 2 yd 											
			A	B	C	D	E	F	G	H	I

HOW TO ORDER

Indicate the following information on order form:

- Quantity of each item.
- Model number, including options. See "How To Build a Model Number".
- Any special service required.

Note: • The indicates that a choice is required.
 • The absence of the indicates that no choice is required.
 • Alpha-numeric characters in place of indicate that no other alternatives are available.

HOW TO BUILD A MODEL NUMBER

- A** Select basic model.
- B** Select LEFT facing arm connector.
LC - Left facing chair connectors
LT - Left facing table connectors
 Arm connection is on Right side when seated.
- C** Select RIGHT facing arm connector.
RC - Right facing chair connectors
RT - Right facing table connectors
 Arm connection is on Left side when seated.
- D** Select non-contrast or fabric contrast 1. Refer to color addendum at ki.com or KI Fabrics & Finishes binder.
- E** Select fabric contrast 2. Refer to color addendum at ki.com or KI Fabrics & Finishes binder.
- F** Select wood finish color.

Refer to color addendum at ki.com or KI Fabrics & Finishes binder. For Kensington Maple add upcharge.

- G** Select fire code.
NFR - Compliance to TB 117-2013
FR - Compliance to TB 133
 See pricing column for TB133 upcharge.
 Not available on closed arm models.
- H** Select moisture barrier.
NMB - No moisture barrier
MB - Moisture barrier
 See pricing column for moisture barrier upcharge.
- I** Select armcaps.
WAC - Wood armcaps (pair)
PAC - Black poly; add \$263
 Upcharge for four armcaps.

KENSINGTON MAPLE UPCHARGE

Kensington Maple Construction
 Kensington Maple requires extended leadtimes.

Model	POC/NC	POC/FC	PPC/NC	PPC/FC	POCC/NC	POCC/FC	PPCC/NC	PPCC/FC	POCCC/NC	POCCC/FC	PPCCC/NC	PPCCC/FC	P033/NC	P033/FC	PP33/NC	PP33/FC
	\$48	\$48	\$48	\$48	\$71	\$71	\$71	\$71	\$96	\$96	\$96	\$96	\$48	\$48	\$48	\$48



Approx. Packaged Weight	Grade C.O.M.	Grade C	Grade D	Grade E & C.O.L.	Grade F	Grade G	Grade H	Grade I	Grade J	Grade K	Grade L Leather	Grade M Leather	TB133 add to list price	Moisture Barrier add to list price
130.0#	\$ 2717	\$ 2763	\$ 2843	\$ 2937	\$ 3003	\$ 3126	\$ 3253	\$ 3409	\$ 3723	\$ 4038	\$ 4352	\$ 4985	\$ 443	\$ 307
130.0#	2826	2873	2951	3046	3110	3236	3361	3517	3832	4146	4462	5093	443	307
130.0#	\$ 3055	\$ 3128	\$ 3253	\$ 3402	\$ 3499	\$ 3698	\$ 3895	\$ 4144	\$ 4639	\$ 5134	\$ 5628	\$ 6616	N/A	\$ 307
130.0#	3162	3237	3361	3510	3607	3807	4004	4252	4747	5243	5736	6724	N/A	307

INFORMATION

C.O.M. Requirements

C.O.M. yardage requirements listed above are based on plain goods 54" wide. If less than 54" wide or fabrics requiring matching (stripes, plaids, prints, large patterns), additional yardage will be needed. Consult COM/COL matrix for ordering additional yardage needed. For C.O.M. fabric sent to KI-High Point on multiple rolls, add an additional yard of fabric per roll to the yardage requirements.

Multiply number of seats, backs and arms required by yardage amount (e.g. 3 replacement seats required x 1 yard = 3 yards total).

C.O.L. Requirements

Figure 18 sq. ft. of leather (C.O.L.) for each yard shown (i.e., 4.75 x 18 = 85.5 sq ft).

Contrasting Upholstery

When contrasting fabric is chosen, price at

highest in-grade.

Minimum Fabric/Leather Quantity

Minimum order for fabric is 1 yard. Minimum order for leather is 1 hide (approximately 50 sq. ft).

Construction

Seat frame constructed of welded structural steel. Back constructed from formed laminated plywood. (Loveseat from kiln-dried hardwood). Arms constructed from kiln-dried hardwood. Cushioning of multiple densities of polyurethane foam and Dacron fiber.

California TB133 Fire Safety Code

The above seating products can be manufactured using the appropriate flame-retardant materials and fabric selections for compliance to California Technical Bulletin 133. Please contact KI customer service for fabric compliance. Not available with moisture barrier.

Upcharges are the same for Left, Right, and Left/Right units.

SPECIAL SERVICES

Special Carton Marking

With specially marked information N/C

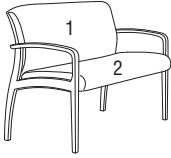
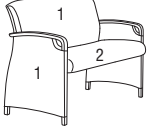
Shipping

Shipped **assembled freight prepaid f.o.b. High Point, North Carolina 27263** factory. Freight class #175.

Specifications and prices are subject to change without prior notice.

Perth®

Multiple Seating

	Features	COM	MODEL NUMBER								
			Basic Model	Left Connect	Right Connect	Non-Contrast or Fabric Contrast 1	Fabric Contrast 2	Wood Finish	TB133	Moisture Barrier	Arm Cap
	Non-contrast	3.25 yd	PO33/NC	<input type="checkbox"/> <input type="checkbox"/>	<input type="checkbox"/> <input type="checkbox"/>	<input type="checkbox"/> <input type="checkbox"/> <input type="checkbox"/> <input type="checkbox"/>		<input type="checkbox"/> <input type="checkbox"/>	<input type="checkbox"/> <input type="checkbox"/>	<input type="checkbox"/> <input type="checkbox"/>	<input type="checkbox"/> <input type="checkbox"/>
	Contrast		PO33/FC	<input type="checkbox"/> <input type="checkbox"/>	<input type="checkbox"/> <input type="checkbox"/>	<input type="checkbox"/> <input type="checkbox"/> <input type="checkbox"/> <input type="checkbox"/>	<input type="checkbox"/> <input type="checkbox"/> <input type="checkbox"/> <input type="checkbox"/>	<input type="checkbox"/> <input type="checkbox"/>	<input type="checkbox"/> <input type="checkbox"/>	<input type="checkbox"/> <input type="checkbox"/>	<input type="checkbox"/> <input type="checkbox"/>
<p>PRTH Loveseat (Open Arm)</p> <ul style="list-style-type: none"> • 1 = Back (Fabric Contrast 1) C.O.M. = 2.5 yd • 2 = Seat (Fabric Contrast 2) C.O.M. = 1.25 yd 											
	Non-contrast	4.75 yd	PP33/NC	<input type="checkbox"/> <input type="checkbox"/>	<input type="checkbox"/> <input type="checkbox"/>	<input type="checkbox"/> <input type="checkbox"/> <input type="checkbox"/> <input type="checkbox"/>		<input type="checkbox"/> <input type="checkbox"/>	<input type="checkbox"/> <input type="checkbox"/>	<input type="checkbox"/> <input type="checkbox"/>	<input type="checkbox"/> <input type="checkbox"/>
	Contrast		PP33/FC	<input type="checkbox"/> <input type="checkbox"/>	<input type="checkbox"/> <input type="checkbox"/>	<input type="checkbox"/> <input type="checkbox"/> <input type="checkbox"/> <input type="checkbox"/>	<input type="checkbox"/> <input type="checkbox"/> <input type="checkbox"/> <input type="checkbox"/>	<input type="checkbox"/> <input type="checkbox"/>	<input type="checkbox"/> <input type="checkbox"/>	<input type="checkbox"/> <input type="checkbox"/>	<input type="checkbox"/> <input type="checkbox"/>
<p>PRTH Loveseat (Closed Arm)</p> <ul style="list-style-type: none"> • 1 = Back and arms (Fabric Contrast 1) C.O.M. = 3.75 yd • 2 = Seat (Fabric Contrast 2) C.O.M. = 1.25 yd 											
			A	B	C	D	E	F	G	H	I

HOW TO ORDER

Indicate the following information on order form:

- Quantity of each item.
- Model number, including options. See "How To Build a Model Number".
- Any special service required.

Note: • The indicates that a choice is required.
 • The absence of the indicates that no choice is required.
 • Alpha-numeric characters in place of indicate that no other alternatives are available.

HOW TO BUILD A MODEL NUMBER

- A** Select basic model.
- B** Select LEFT facing arm connector.
LC - Left facing chair connectors
LT - Left facing table connectors
 Arm connection is on Right side when seated.
- C** Select RIGHT facing arm connector.
RT - Right facing table connectors
RC - Right facing chair connectors
 Arm connection is on Left side when seated.
- D** Select non-contrast or fabric contrast 1. Refer to color addendum at ki.com or KI Fabrics & Finishes binder.
- E** Select fabric contrast 2. Refer to color addendum at ki.com or KI Fabrics & Finishes binder.
- F** Select wood finish color.
- G** Select fire code.
NFR - Compliance to TB 117-2013
FR - Compliance to TB 133
 See pricing column for TB133 upcharge.
 Not available on closed arm models.
- H** Select moisture barrier.
NMB - No moisture barrier
MB - Moisture barrier
 See pricing column for moisture barrier upcharge.
- I** Select armcaps.
WAC - Wood armcaps (pair)
PAC - Black poly; add \$132
 Upcharge for two armcaps.

Refer to color addendum at ki.com or KI Fabrics & Finishes binder. For Kensington Maple add upcharge.

KENSINGTON MAPLE UPCHARGE

Kensington Maple Construction
 Kensington Maple requires extended leadtimes.

Model	Price	Model	Price
POC/NC	\$48	POC/FC	\$48
PPC/NC	\$48	PPC/FC	\$48
POCC/NC	\$71	POCC/FC	\$71
PPCC/NC	\$71	PPCC/FC	\$71
POCCC/NC	\$96	POCCC/FC	\$96
PPCCC/NC	\$96	PPCCC/FC	\$96
P033/NC	\$48	P033/FC	\$48
PP33/NC	\$48	PP33/FC	\$48



Approx. Packaged Weight	Grade C.O.M.	Grade C	Grade D	Grade E & C.O.L.	Grade F	Grade G	Grade H	Grade I	Grade J	Grade K	Grade L Leather	Grade M Leather	TB133 add to list price	Moisture Barrier add to list price
88.0#	\$ 1405	\$ 1448	\$ 1492	\$ 1543	\$ 1677	\$ 1777	\$ 1847	\$ 1990	\$ 2171	\$ 2333	\$ 2514	\$ 2905	\$ 263	\$ 170
88.0#	1489	1532	1579	1628	1762	1862	1933	2074	2257	2418	2600	2990	263	170
88.0#	\$ 1580	\$ 1620	\$ 1677	\$ 1753	\$ 1845	\$ 2003	\$ 2121	\$ 2328	\$ 2624	\$ 2896	\$ 3195	\$ 3836	N/A	\$ 170
88.0#	1664	1703	1762	1836	1931	2090	2204	2413	2710	2982	3283	3923	N/A	170

INFORMATION

C.O.M. Requirements

C.O.M. yardage requirements listed above are based on plain goods 54" wide. If less than 54" wide or fabrics requiring matching (stripes, plaids, prints, large patterns), additional yardage will be needed. Consult COM/COL matrix for ordering additional yardage needed. For C.O.M. fabric sent to KI-High Point on multiple rolls, add an additional yard of fabric per roll to the yardage requirements.

Multiply number of seats, backs and arms required by yardage amount (e.g. 3 replacement seats required x 1 yard = 3 yards total).

C.O.L. Requirements

Figure 18 sq. ft. of leather (C.O.L.) for each yard shown (i.e., 4.75 x 18 = 85.5 sq ft).

Contrasting Upholstery

When contrasting fabric is chosen, price at

highest in-grade.

Minimum Fabric/Leather Quantity

Minimum order for fabric is 1 yard. Minimum order for leather is 1 hide (approximately 50 sq. ft).

Construction

Seat frame constructed of welded structural steel. Back constructed from formed laminated plywood. (Loveseat from kiln-dried hardwood). Arms constructed from kiln-dried hardwood. Cushioning of multiple densities of polyurethane foam and Dacron fiber.

California TB133 Fire Safety Code

The above seating products can be manufactured using the appropriate flame-retardant materials and fabric selections for compliance to California Technical Bulletin 133. Please contact KI customer service for fabric compliance. Not available with moisture barrier.

Upcharges are the same for Left, Right, and Left/Right units.

SPECIAL SERVICES

Special Carton Marking

With specially marked information N/C

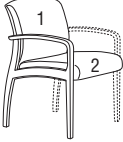
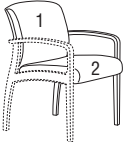
Shipping

Shipped **assembled freight prepaid f.o.b. High Point, North Carolina 27263** factory. Freight class #175.

Specifications and prices are subject to change without prior notice.

Perth®

Multiple Seating

		MODEL NUMBER										
Features	COM	Basic Model	Left Connect	Right Connect	Non-Contrast or Fabric Contrast 1	Fabric Contrast 2	Wood Finish	TB133	Moisture Barrier	Arm Cap		
	Non-contrast	2 yd	POACL/NC	<input type="checkbox"/>		□□□□		□□□	□□□	□□□		
	Contrast		POACL/FC	<input type="checkbox"/>		□□□□	□□□□	□□□	□□□	□□□	□□□	
<p>PRAS</p> <p>One Seat Add-on Unit-Left (Open Arm)</p> <ul style="list-style-type: none"> • 1 = Back (Fabric Contrast 1) C.O.M. = 1.5 yd • 2 = Seat (Fabric Contrast 2) C.O.M. = 1 yd 												
	Non-contrast	2 yd	POACR/NC		<input type="checkbox"/>	□□□□		□□□	□□□	□□□		
	Contrast		POACR/FC		<input type="checkbox"/>	□□□□	□□□□	□□□	□□□	□□□	□□□	
<p>PRAS</p> <p>One Seat Add-on Unit-Right (Open Arm)</p> <ul style="list-style-type: none"> • 1 = Back (Fabric Contrast 1) C.O.M. = 1.5 yd • 2 = Seat (Fabric Contrast 2) C.O.M. = 1 yd 												
				A	B	C	D	E	F	G	H	I

HOW TO ORDER

Indicate the following information on order form:

- Quantity of each item.
- Model number, including options. See "How To Build a Model Number".
- Any special service required.

Note: • The indicates that a choice is required.
 • The absence of the indicates that no choice is required.
 • Alpha-numeric characters in place of indicate that no other alternatives are available.

HOW TO BUILD A MODEL NUMBER

- A** Select basic model.
C - Chair
T - Table
 Arm connection is on Right side when seated.
- B** Select LEFT facing arm connector.
C - Chair
T - Table
 Arm connection is on Left side when seated.
- C** Select RIGHT facing arm connector.
C - Chair
T - Table
 Arm connection is on Right side when seated.
- D** Select non-contrast or fabric contrast 1. Refer to color addendum at ki.com or KI Fabrics & Finishes binder.
- E** Select fabric contrast 2. Refer to color addendum at ki.com or KI Fabrics & Finishes binder.
- F** Select wood finish color.

Refer to color addendum at ki.com or KI Fabrics & Finishes binder. For Kensington Maple add upcharge.

- G** Select fire code.
NFR - Compliance to TB 117-2013
FR - Compliance to TB 133
 See pricing column for TB133 upcharge.
- H** Select moisture barrier.
NMB - No moisture barrier
MB - Moisture barrier
 See pricing column for moisture barrier upcharge.
- I** Select armcaps.
WAC - Wood armcaps (pair)
PAC - Black poly; add \$65
 Upcharge for one armcap.

KENSINGTON MAPLE UPCHARGE

Kensington Maple Construction
 Kensington Maple requires extended leadtimes.

Model	Price	Model	Price
POACL/NC	\$24	POACL/FC	\$24
POACR/NC	\$24	POACR/FC	\$24
PPACL/NC	\$24	PPACL/FC	\$24
PPACR/NC	\$24	PPACR/FC	\$24
POACCL/NC	\$48	POACCL/FC	\$48
POACCR/NC	\$48	POACCR/FC	\$48
PPACCL/NC	\$48	PPACCL/FC	\$48
PPACCR/NC	\$48	PPACCR/FC	\$48
POACCC/NC	\$71	POACCC/FC	\$71
POACCCR/NC	\$71	POACCCR/FC	\$71
PPACCC/NC	\$71	PPACCC/FC	\$71
PPACCCR/NC	\$71	PPACCCR/FC	\$71



Approx. Packaged Weight	Grade C.O.M.	Grade C	Grade D	Grade E & C.O.L.	Grade F	Grade G	Grade H	Grade I	Grade J	Grade K	Grade L Leather	Grade M Leather	TB133 add to list price	Moisture Barrier add to list price
43.0#	\$ 817	\$ 845	\$ 874	\$ 914	\$ 992	\$ 1062	\$ 1109	\$ 1204	\$ 1332	\$ 1444	\$ 1573	\$ 1844	\$ 170	\$ 102
43.0#	855	882	914	948	1030	1096	1145	1241	1366	1478	1607	1879	170	102

43.0#	\$ 817	\$ 845	\$ 874	\$ 914	\$ 992	\$ 1062	\$ 1109	\$ 1204	\$ 1332	\$ 1444	\$ 1573	\$ 1844	\$ 170	\$ 102
43.0#	855	882	914	948	1030	1096	1145	1241	1366	1478	1607	1879	170	102

INFORMATION

C.O.M. Requirements

C.O.M. yardage requirements listed above are based on plain goods 54" wide. If less than 54" wide or fabrics requiring matching (stripes, plaids, prints, large patterns), additional yardage will be needed. Consult COM/COL matrix for ordering additional yardage needed. For C.O.M. fabric sent to KI-High Point on multiple rolls, add an additional yard of fabric per roll to the yardage requirements.

Multiply number of seats, backs and arms required by yardage amount (e.g. 3 replacement seats required x 1 yard = 3 yards total).

C.O.L. Requirements

Figure 18 sq. ft. of leather (C.O.L.) for each yard shown (i.e., 4.75 x 18 = 85.5 sq ft).

Contrasting Upholstery

When contrasting fabric is chosen, price at

highest in-grade.

Minimum Fabric/Leather Quantity

Minimum order for fabric is 1 yard. Minimum order for leather is 1 hide (approximately 50 sq. ft).

Construction

Seat frame constructed of welded structural steel. Back constructed from formed laminated plywood. (Loveseat from kiln-dried hardwood). Arms constructed from kiln-dried hardwood. Cushioning of multiple densities of polyurethane foam and Dacron fiber.

California TB133 Fire Safety Code

The above seating products can be manufactured using the appropriate flame-retardant materials and fabric selections for compliance to California Technical Bulletin 133. Please contact KI customer service for fabric compliance. Not available with moisture barrier.

Upcharges are the same for Left, Right, and Left/Right units.

SPECIAL SERVICES

Special Carton Marking

With specially marked information N/C

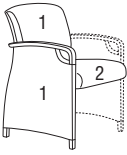
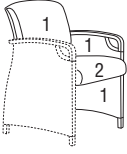
Shipping

Shipped **assembled freight prepaid f.o.b. High Point, North Carolina 27263** factory. Freight class #175.

Specifications and prices are subject to change without prior notice.

Perth®

Multiple Seating

	Features	COM	MODEL NUMBER								Approx. Packaged Weight
			Basic Model	Left Connect	Right Connect	Non-Contrast or Fabric Contrast 1	Fabric Contrast 2	Wood Finish	Moisture Barrier	Arm Cap	
	Non-contrast	2.75 yd	PPACL/NC	<input type="checkbox"/>		<input type="checkbox"/> <input type="checkbox"/> <input type="checkbox"/> <input type="checkbox"/>		<input type="checkbox"/> <input type="checkbox"/> <input type="checkbox"/>	<input type="checkbox"/> <input type="checkbox"/> <input type="checkbox"/>	<input type="checkbox"/> <input type="checkbox"/> <input type="checkbox"/>	43.0#
	Contrast		PPACL/FC	<input type="checkbox"/>		<input type="checkbox"/> <input type="checkbox"/> <input type="checkbox"/> <input type="checkbox"/>	<input type="checkbox"/> <input type="checkbox"/> <input type="checkbox"/> <input type="checkbox"/>	<input type="checkbox"/> <input type="checkbox"/> <input type="checkbox"/>	<input type="checkbox"/> <input type="checkbox"/> <input type="checkbox"/>	<input type="checkbox"/> <input type="checkbox"/> <input type="checkbox"/>	43.0#
<p>PRAS</p> <p>One Seat Add-on Unit-Left (Closed Arm)</p> <ul style="list-style-type: none"> 1 = Back and arms (Fabric Contrast 1) C.O.M. = 2.5 yd 2 = Seat (Fabric Contrast 2) C.O.M. = 1 yd 											
	Non-contrast	2.75 yd	PPACR/NC		<input type="checkbox"/>	<input type="checkbox"/> <input type="checkbox"/> <input type="checkbox"/> <input type="checkbox"/>		<input type="checkbox"/> <input type="checkbox"/> <input type="checkbox"/>	<input type="checkbox"/> <input type="checkbox"/> <input type="checkbox"/>	<input type="checkbox"/> <input type="checkbox"/> <input type="checkbox"/>	43.0#
	Contrast		PPACR/FC		<input type="checkbox"/>	<input type="checkbox"/> <input type="checkbox"/> <input type="checkbox"/> <input type="checkbox"/>	<input type="checkbox"/> <input type="checkbox"/> <input type="checkbox"/> <input type="checkbox"/>	<input type="checkbox"/> <input type="checkbox"/> <input type="checkbox"/>	<input type="checkbox"/> <input type="checkbox"/> <input type="checkbox"/>	<input type="checkbox"/> <input type="checkbox"/> <input type="checkbox"/>	43.0#
<p>PRAS</p> <p>One Seat Add-on Unit-Right (Closed Arm)</p> <ul style="list-style-type: none"> 1 = Back and arms (Fabric Contrast 1) C.O.M. = 2.5 yd 2 = Seat (Fabric Contrast 2) C.O.M. = 1 yd 											
			A	B	C	D	E	F	G	H	

HOW TO ORDER

Indicate the following information on order form:

- Quantity of each item.
- Model number, including options. See "How To Build a Model Number".
- Any special service required.

Note:

- The indicates that a choice is required.
- The absence of the indicates that no choice is required.
- Alpha-numeric characters in place of indicate that no other alternatives are available.

HOW TO BUILD A MODEL NUMBER

- A** Select basic model.

C	- Chair
T	- Table

Arm connection is on Right side when seated.
- B** Select LEFT facing arm connector.

C	- Chair
T	- Table

Arm connection is on Left side when seated.
- C** Select RIGHT facing arm connector.

C	- Chair
T	- Table

Arm connection is on Right side when seated.
- D** Select non-contrast or fabric contrast 1. Refer to color addendum at ki.com or KI Fabrics & Finishes binder.
- E** Select fabric contrast 2. Refer to color addendum at ki.com or KI Fabrics & Finishes binder.
- F** Select wood finish color.

Refer to color addendum at ki.com or KI Fabrics & Finishes binder. For Kensington Maple add upcharge.

- G** Select moisture barrier.

NMB	- No moisture barrier
MB	- Moisture barrier

See pricing column for moisture barrier upcharge.
- H** Select armcaps.

WAC	- Wood armcaps
PAC	- Black poly; add \$65

Upcharge for one armcap.

KENSINGTON MAPLE UPCHARGE

Kensington Maple Construction
Kensington Maple requires extended leadtimes.

Model			
POACL/NC	\$24	POACL/FC	\$24
POACR/NC	\$24	POACR/FC	\$24
PPACL/NC	\$24	PPACL/FC	\$24
PPACR/NC	\$24	PPACR/FC	\$24
POACCL/NC	\$48	POACCL/FC	\$48
POACCR/NC	\$48	POACCR/FC	\$48
PPACCL/NC	\$48	PPACCL/FC	\$48
PPACCR/NC	\$48	PPACCR/FC	\$48
POACCC/NC	\$71	POACCC/FC	\$71
POACCCR/NC	\$71	POACCCR/FC	\$71
PPACCC/NC	\$71	PPACCC/FC	\$71
PPACCCR/NC	\$71	PPACCCR/FC	\$71



Grade C.O.M.	Grade C	Grade D	Grade E & C.O.L.	Grade F	Grade G	Grade H	Grade I	Grade J	Grade K	Grade L Leather	Grade M Leather	Moisture Barrier add to list price
\$ 882	\$ 899	\$ 935	\$ 980	\$ 1031	\$ 1122	\$ 1188	\$ 1305	\$ 1476	\$ 1633	\$ 1805	\$ 2167	\$ 102
918	935	974	1015	1067	1159	1225	1342	1512	1669	1839	2202	102

INFORMATION

C.O.M. Requirements

C.O.M. yardage requirements listed above are based on plain goods 54" wide. If less than 54" wide or fabrics requiring matching (stripes, plaids, prints, large patterns), additional yardage will be needed. Consult COM/COL matrix for ordering additional yardage needed. For C.O.M. fabric sent to KI-High Point on multiple rolls, add an additional yard of fabric per roll to the yardage requirements.

Multiply number of seats, backs and arms required by yardage amount (e.g. 3 replacement seats required x 1 yard = 3 yards total).

C.O.L. Requirements

Figure 18 sq. ft. of leather (C.O.L.) for each yard shown (i.e., 4.75 x 18 = 85.5 sq ft).

Contrasting Upholstery

When contrasting fabric is chosen, price at

highest in-grade.

Minimum Fabric/Leather Quantity

Minimum order for fabric is 1 yard. Minimum order for leather is 1 hide (approximately 50 sq. ft).

Construction

Seat frame constructed of welded structural steel. Back constructed from formed laminate plywood. (Loveseat from kiln-dried hardwood). Arms constructed from kiln-dried hardwood. Cushioning of multiple densities of polyurethane foam and Dacron fiber.

SPECIAL SERVICES

Special Carton Marking

With specially marked information N/C


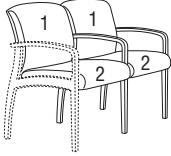
Shipping

Shipped **assembled freight prepaid f.o.b. High Point, North Carolina 27263** factory. Freight class #175.

Specifications and prices are subject to change without prior notice.

Perth®

Multiple Seating

		MODEL NUMBER									
Features	COM	Basic Model	Left Connect	Right Connect	Non-Contrast or Fabric Contrast 1	Fabric Contrast 2	Wood Finish	TB133	Moisture Barrier	Arm Cap	
	Non-contrast	4 yd	POACCL/NC	<input type="checkbox"/>		□□□□		□□□	□□□	□□□	
	Contrast		POACCL/FC	<input type="checkbox"/>		□□□□	□□□□	□□□	□□□	□□□	
<p>PRAS</p> <p>Two Seat Add-on Unit-Left (Open Arm)</p> <ul style="list-style-type: none"> • 1 = Back (Fabric Contrast 1) C.O.M. = 2.5 yd • 2 = Seat (Fabric Contrast 2) C.O.M. = 1.5 yd 											
	Non-contrast	4 yd	POACCR/NC		<input type="checkbox"/>	□□□□		□□□	□□□	□□□	
	Contrast		POACCR/FC		<input type="checkbox"/>	□□□□	□□□□	□□□	□□□	□□□	
<p>PRAS</p> <p>Two Seat Add-on Unit-Right (Open Arm)</p> <ul style="list-style-type: none"> • 1 = Back (Fabric Contrast 1) C.O.M. = 2.5 yd • 2 = Seat (Fabric Contrast 2) C.O.M. = 1.5 yd 											
			A	B	C	D	E	F	G	H	I

HOW TO ORDER

Indicate the following information on order form:

- Quantity of each item.
- Model number, including options. See "How To Build a Model Number".
- Any special service required.

Note: • The indicates that a choice is required.
 • The absence of the indicates that no choice is required.
 • Alpha-numeric characters in place of indicate that no other alternatives are available.

HOW TO BUILD A MODEL NUMBER

- A** Select basic model.

C	- Chair
T	- Table

 Arm connection is on Right side when seated.
- B** Select LEFT facing arm connector.

C	- Chair
T	- Table

 Arm connection is on Left side when seated.
- C** Select RIGHT facing arm connector.

C	- Chair
T	- Table

 Arm connection is on Left side when seated.
- D** Select non-contrast or fabric contrast 1. Refer to color addendum at ki.com or KI Fabrics & Finishes binder.
- E** Select fabric contrast 2. Refer to color addendum at ki.com or KI Fabrics & Finishes binder.
- F** Select wood finish color.

Refer to color addendum at ki.com or KI Fabrics & Finishes binder. For Kensington Maple add upcharge.

- G** Select fire code.

NFR	- Compliance to TB 117-2013
FR	- Compliance to TB 133

 See pricing column for TB133 upcharge.
- H** Select moisture barrier.

NMB	- No moisture barrier
MB	- Moisture barrier

 See pricing column for moisture barrier upcharge.
- I** Select armcaps.

WAC	- Wood armcaps (pair)
PAC	- Black poly; add \$132

 Upcharge for two armcaps.

KENSINGTON MAPLE UPCHARGE

Kensington Maple Construction
 Kensington Maple requires extended leadtimes.

Model			
POACL/NC	\$24	POACL/FC	\$24
POACR/NC	\$24	POACR/FC	\$24
PPACL/NC	\$24	PPACL/FC	\$24
PPACR/NC	\$24	PPACR/FC	\$24
POACCL/NC	\$48	POACCL/FC	\$48
POACCR/NC	\$48	POACCR/FC	\$48
PPACCL/NC	\$48	PPACCL/FC	\$48
PPACCR/NC	\$48	PPACCR/FC	\$48
POACCC/NC	\$71	POACCC/FC	\$71
POACCCR/NC	\$71	POACCCR/FC	\$71
PPACCC/NC	\$71	PPACCC/FC	\$71
PPACCCR/NC	\$71	PPACCCR/FC	\$71



Approx. Packaged Weight	Grade C.O.M.	Grade C	Grade D	Grade E & C.O.L.	Grade F	Grade G	Grade H	Grade I	Grade J	Grade K	Grade L Leather	Grade M Leather	TB133 add to list price	Moisture Barrier add to list price
82.0#	\$ 1682	\$ 1714	\$ 1765	\$ 1828	\$ 1870	\$ 1954	\$ 2038	\$ 2144	\$ 2355	\$ 2562	\$ 2771	\$ 3192	\$ 340	\$ 205
82.0#	1755	1784	1838	1901	1943	2026	2110	2218	2426	2634	2845	3265	340	205

INFORMATION

C.O.M. Requirements

C.O.M. yardage requirements listed above are based on plain goods 54" wide. If less than 54" wide or fabrics requiring matching (stripes, plaids, prints, large patterns), additional yardage will be needed. Consult COM/COL matrix for ordering additional yardage needed. For C.O.M. fabric sent to KI-High Point on multiple rolls, add an additional yard of fabric per roll to the yardage requirements.

Multiply number of seats, backs and arms required by yardage amount (e.g. 3 replacement seats required x 1 yard = 3 yards total).

C.O.L. Requirements

Figure 18 sq. ft. of leather (C.O.L.) for each yard shown (i.e., 4.75 x 18 = 85.5 sq ft).

Contrasting Upholstery

When contrasting fabric is chosen, price at

highest in-grade.

Minimum Fabric/Leather Quantity

Minimum order for fabric is 1 yard. Minimum order for leather is 1 hide (approximately 50 sq. ft).

Construction

Seat frame constructed of welded structural steel. Back constructed from formed laminated plywood. (Loveseat from kiln-dried hardwood). Arms constructed from kiln-dried hardwood. Cushioning of multiple densities of polyurethane foam and Dacron fiber.

California TB133 Fire Safety Code

The above seating products can be manufactured using the appropriate flame-retardant materials and fabric selections for compliance to California Technical Bulletin 133. Please contact KI customer service for fabric compliance. Not available with moisture barrier.

Upcharges are the same for Left, Right, and Left/Right units.

SPECIAL SERVICES

Special Carton Marking

With specially marked information N/C

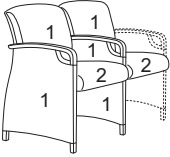
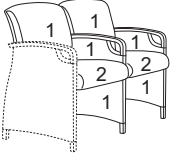
Shipping

Shipped **assembled freight prepaid f.o.b. High Point, North Carolina 27263** factory. Freight class #175.

Specifications and prices are subject to change without prior notice.

Perth®

Multiple Seating

		MODEL NUMBER								Approx. Packaged Weight	
Features	COM	Basic Model	Left Connect	Right Connect	Non-Contrast or Fabric Contrast 1	Fabric Contrast 2	Wood Finish	Moisture Barrier	Arm Cap		
	Non-contrast	5 yd	PPACCL/NC	<input type="checkbox"/>		□□□□		□□□	□□□	□□□	82.0#
	Contrast		PPACCL/FC	<input type="checkbox"/>		□□□□	□□□□	□□□	□□□	□□□	82.0#
<p>PRAS</p> <p>Two Seat Add-on Unit-Left (Closed Arm)</p> <ul style="list-style-type: none"> 1 = Back and arms (Fabric Contrast 1) C.O.M. = 3.75 yd 2 = Seat (Fabric Contrast 2) C.O.M. = 1.5 yd 											
	Non-contrast	5 yd	PPACCR/NC		<input type="checkbox"/>	□□□□		□□□	□□□	□□□	82.0#
	Contrast		PPACCR/FC		<input type="checkbox"/>	□□□□	□□□□	□□□	□□□	□□□	82.0#
<p>PRAS</p> <p>Two Seat Add-on Unit-Right (Closed Arm)</p> <ul style="list-style-type: none"> 1 = Back and arms (Fabric Contrast 1) C.O.M. = 3.75 yd 2 = Seat (Fabric Contrast 2) C.O.M. = 1.5 yd 											
				A	B	C	D	E	F	G	H

HOW TO ORDER

Indicate the following information on order form:

- Quantity of each item.
- Model number, including options. See "How To Build a Model Number".
- Any special service required.

Note: • The indicates that a choice is required.
 • The absence of the indicates that no choice is required.
 • Alpha-numeric characters in place of indicate that no other alternatives are available.

HOW TO BUILD A MODEL NUMBER

- A** Select basic model.

C	- Chair
T	- Table

 Arm connection is on Right side when seated.
- B** Select LEFT facing arm connector.

C	- Chair
T	- Table

 Arm connection is on Left side when seated.
- C** Select RIGHT facing arm connector.

C	- Chair
T	- Table

 Arm connection is on Right side when seated.
- D** Select non-contrast or fabric contrast 1. Refer to color addendum at ki.com or KI Fabrics & Finishes binder.
- E** Select fabric contrast 2. Refer to color addendum at ki.com or KI Fabrics & Finishes binder.
- F** Select wood finish color.

Refer to color addendum at ki.com or KI Fabrics & Finishes binder. For Kensington Maple add upcharge.

- G** Select moisture barrier.

NMB	- No moisture barrier
MB	- Moisture barrier

 See pricing column for moisture barrier upcharge.
- H** Select armcaps.

WAC	- Wood armcaps
PAC	- Black poly; add \$132

 Upcharge for two armcaps.

KENSINGTON MAPLE UPCHARGE

Kensington Maple Construction
 Kensington Maple requires extended leadtimes.

Model			
POACL/NC	\$24	POACL/FC	\$24
POACR/NC	\$24	POACR/FC	\$24
PPACL/NC	\$24	PPACL/FC	\$24
PPACR/NC	\$24	PPACR/FC	\$24
POACCL/NC	\$48	POACCL/FC	\$48
POACCR/NC	\$48	POACCR/FC	\$48
PPACCL/NC	\$48	PPACCL/FC	\$48
PPACCR/NC	\$48	PPACCR/FC	\$48
POACCCCL/NC	\$71	POACCCCL/FC	\$71
POACCCR/NC	\$71	POACCCR/FC	\$71
PPACCCCL/NC	\$71	PPACCCCL/FC	\$71
PPACCCR/NC	\$71	PPACCCR/FC	\$71



Grade C.O.M.	Grade C	Grade D	Grade E & C.O.L.	Grade F	Grade G	Grade H	Grade I	Grade J	Grade K	Grade L Leather	Grade M Leather	Moisture Barrier add to list price
\$ 1839	\$ 1886	\$ 1959	\$ 2052	\$ 2112	\$ 2232	\$ 2356	\$ 2504	\$ 2808	\$ 3110	\$ 3411	\$ 4018	\$ 205
1910	1956	2032	2123	2184	2306	2427	2577	2880	3183	3486	4092	205
\$ 1839	\$ 1886	\$ 1959	\$ 2052	\$ 2112	\$ 2232	\$ 2356	\$ 2504	\$ 2808	\$ 3110	\$ 3411	\$ 4018	\$ 205
1910	1956	2032	2123	2184	2306	2427	2577	2880	3183	3486	4092	205

INFORMATION

C.O.M. Requirements

C.O.M. yardage requirements listed above are based on plain goods 54" wide. If less than 54" wide or fabrics requiring matching (stripes, plaids, prints, large patterns), additional yardage will be needed. Consult COM/COL matrix for ordering additional yardage needed. For C.O.M. fabric sent to KI-High Point on multiple rolls, add an additional yard of fabric per roll to the yardage requirements.

Multiply number of seats, backs and arms required by yardage amount (e.g. 3 replacement seats required x 1 yard = 3 yards total).

C.O.L. Requirements

Figure 18 sq. ft. of leather (C.O.L.) for each yard shown (i.e., 4.75 x 18 = 85.5 sq ft).

Contrasting Upholstery

When contrasting fabric is chosen, price at

highest in-grade.

Minimum Fabric/Leather Quantity

Minimum order for fabric is 1 yard. Minimum order for leather is 1 hide (approximately 50 sq. ft).

Construction

Seat frame constructed of welded structural steel. Back constructed from formed laminate plywood. (Loveseat from kiln-dried hardwood). Arms constructed from kiln-dried hardwood. Cushioning of multiple densities of polyurethane foam and Dacron fiber.

SPECIAL SERVICES

Special Carton Marking

With specially marked information N/C



Shipping

Shipped **assembled freight prepaid f.o.b. High Point, North Carolina 27263** factory. Freight class #175.

Specifications and prices are subject to change without prior notice.

Perth®

Multiple Seating

		MODEL NUMBER									
Features	COM	Basic Model	Left Connect	Right Connect	Non-Contrast or Fabric Contrast 1	Fabric Contrast 2	Wood Finish	TB133	Moisture Barrier	Arm Cap	
	Non-contrast	5 yd	POACCCL/NC	<input type="checkbox"/>		<input type="checkbox"/> <input type="checkbox"/> <input type="checkbox"/> <input type="checkbox"/>		<input type="checkbox"/> <input type="checkbox"/>	<input type="checkbox"/> <input type="checkbox"/>	<input type="checkbox"/> <input type="checkbox"/>	<input type="checkbox"/> <input type="checkbox"/>
	Contrast		POACCCL/FC	<input type="checkbox"/>		<input type="checkbox"/> <input type="checkbox"/> <input type="checkbox"/> <input type="checkbox"/>	<input type="checkbox"/> <input type="checkbox"/> <input type="checkbox"/> <input type="checkbox"/>	<input type="checkbox"/> <input type="checkbox"/>	<input type="checkbox"/> <input type="checkbox"/>	<input type="checkbox"/> <input type="checkbox"/>	<input type="checkbox"/> <input type="checkbox"/>
<p>PRAS</p> <p>Three Seat Add-on Unit-Left (Open Arm)</p> <ul style="list-style-type: none"> • 1 = Back (Fabric Contrast 1) C.O.M. = 3.5 yd • 2 = Seat (Fabric Contrast 2) C.O.M. = 2 yd 											
	Non-contrast	5 yd	POACCCR/NC		<input type="checkbox"/>	<input type="checkbox"/> <input type="checkbox"/> <input type="checkbox"/> <input type="checkbox"/>		<input type="checkbox"/> <input type="checkbox"/>	<input type="checkbox"/> <input type="checkbox"/>	<input type="checkbox"/> <input type="checkbox"/>	<input type="checkbox"/> <input type="checkbox"/>
	Contrast		POACCCR/FC		<input type="checkbox"/>	<input type="checkbox"/> <input type="checkbox"/> <input type="checkbox"/> <input type="checkbox"/>	<input type="checkbox"/> <input type="checkbox"/> <input type="checkbox"/> <input type="checkbox"/>	<input type="checkbox"/> <input type="checkbox"/>	<input type="checkbox"/> <input type="checkbox"/>	<input type="checkbox"/> <input type="checkbox"/>	<input type="checkbox"/> <input type="checkbox"/>
<p>PRAS</p> <p>Three Seat Add-on Unit-Right (Open Arm)</p> <ul style="list-style-type: none"> • 1 = Back (Fabric Contrast 1) C.O.M. = 3.5 yd • 2 = Seat (Fabric Contrast 2) C.O.M. = 2 yd 											
		A	B	C	D	E	F	G	H	I	

HOW TO ORDER

Indicate the following information on order form:

- Quantity of each item.
- Model number, including options. See "How To Build a Model Number".
- Any special service required.

Note: • The indicates that a choice is required.
 • The absence of the indicates that no choice is required.
 • Alpha-numeric characters in place of indicate that no other alternatives are available.

HOW TO BUILD A MODEL NUMBER

- A** Select basic model.
C - Chair
T - Table
 Arm connection is on Right side when seated.
- B** Select LEFT facing arm connector.
C - Chair
T - Table
 Arm connection is on Left side when seated.
- C** Select RIGHT facing arm connector.
C - Chair
T - Table
 Arm connection is on Right side when seated.
- D** Select non-contrast or fabric contrast 1. Refer to color addendum at ki.com or KI Fabrics & Finishes binder.
- E** Select fabric contrast 2. Refer to color addendum at ki.com or KI Fabrics & Finishes binder.
- F** Select wood finish color.

Refer to color addendum at ki.com or KI Fabrics & Finishes binder. For Kensington Maple add upcharge.

- G** Select fire code.
NFR - Compliance to TB 117-2013
FR - Compliance to TB 133
 See pricing column for TB133 upcharge.
- H** Select moisture barrier.
NMB - No moisture barrier
MB - Moisture barrier
 See pricing column for moisture barrier upcharge.
- I** Select armcaps.
WAC - Wood armcaps (pair)
PAC - Black poly; add \$198
 Upcharge for three armcaps.

KENSINGTON MAPLE UPCHARGE

Kensington Maple Construction
 Kensington Maple requires extended leadtimes.

Model	Price	Model	Price
POACL/NC	\$24	POACL/FC	\$24
POACR/NC	\$24	POACR/FC	\$24
PPACL/NC	\$24	PPACL/FC	\$24
PPACR/NC	\$24	PPACR/FC	\$24
POACCL/NC	\$48	POACCL/FC	\$48
POACCR/NC	\$48	POACCR/FC	\$48
PPACCL/NC	\$48	PPACCL/FC	\$48
PPACCR/NC	\$48	PPACCR/FC	\$48
POACCC/NC	\$71	POACCC/FC	\$71
POACCCR/NC	\$71	POACCCR/FC	\$71
PPACCC/NC	\$71	PPACCC/FC	\$71
PPACCCR/NC	\$71	PPACCCR/FC	\$71



Approx. Packaged Weight	Grade C.O.M.	Grade C	Grade D	Grade E & C.O.L.	Grade F	Grade G	Grade H	Grade I	Grade J	Grade K	Grade L Leather	Grade M Leather	TB133 add to list price	Moisture Barrier add to list price
122.0#	\$ 2447	\$ 2496	\$ 2574	\$ 2666	\$ 2733	\$ 2857	\$ 2982	\$ 3142	\$ 3456	\$ 3771	\$ 4086	\$ 4711	\$ 443	\$ 307
122.0#	2555	2603	2682	2774	2839	2965	3091	3250	3565	3877	4194	4821	443	307
122.0#	\$ 2447	\$ 2496	\$ 2574	\$ 2666	\$ 2733	\$ 2857	\$ 2982	\$ 3142	\$ 3456	\$ 3771	\$ 4086	\$ 4711	\$ 443	\$ 307
122.0#	2555	2603	2682	2774	2839	2965	3091	3250	3565	3877	4194	4821	443	307

INFORMATION

C.O.M. Requirements

C.O.M. yardage requirements listed above are based on plain goods 54" wide. If less than 54" wide or fabrics requiring matching (stripes, plaids, prints, large patterns), additional yardage will be needed. Consult COM/COL matrix for ordering additional yardage needed. For C.O.M. fabric sent to KI-High Point on multiple rolls, add an additional yard of fabric per roll to the yardage requirements.

Multiply number of seats, backs and arms required by yardage amount (e.g. 3 replacement seats required x 1 yard = 3 yards total).

C.O.L. Requirements

Figure 18 sq. ft. of leather (C.O.L.) for each yard shown (i.e., 4.75 x 18 = 85.5 sq ft).

Contrasting Upholstery

When contrasting fabric is chosen, price at

highest in-grade.

Minimum Fabric/Leather Quantity

Minimum order for fabric is 1 yard. Minimum order for leather is 1 hide (approximately 50 sq. ft).

Construction

Seat frame constructed of welded structural steel. Back constructed from formed laminated plywood. (Loveseat from kiln-dried hardwood). Arms constructed from kiln-dried hardwood. Cushioning of multiple densities of polyurethane foam and Dacron fiber.

California TB133 Fire Safety Code

The above seating products can be manufactured using the appropriate flame-retardant materials and fabric selections for compliance to California Technical Bulletin 133. Please contact KI customer service for fabric compliance. Not available with moisture barrier.

Upcharges are the same for Left, Right, and Left/Right units.

SPECIAL SERVICES

Special Carton Marking

With specially marked information N/C

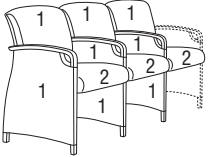
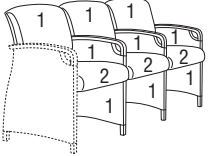
Shipping

Shipped **assembled freight prepaid f.o.b. High Point, North Carolina 27263** factory. Freight class #175.

Specifications and prices are subject to change without prior notice.

Perth®

Multiple Seating

		MODEL NUMBER								Approx. Packaged Weight	
Features	COM	Basic Model	Left Connect	Right Connect	Non-Contrast or Fabric Contrast 1	Fabric Contrast 2	Wood Finish	Moisture Barrier	Arm Cap		
	Non-contrast	7 yd	PPACCCL/NC	<input type="checkbox"/>		<input type="checkbox"/> <input type="checkbox"/> <input type="checkbox"/> <input type="checkbox"/>		<input type="checkbox"/> <input type="checkbox"/> <input type="checkbox"/>	<input type="checkbox"/> <input type="checkbox"/> <input type="checkbox"/>	122.0#	
	Contrast		PPACCCL/FC	<input type="checkbox"/>		<input type="checkbox"/> <input type="checkbox"/> <input type="checkbox"/> <input type="checkbox"/>	<input type="checkbox"/> <input type="checkbox"/> <input type="checkbox"/> <input type="checkbox"/>	<input type="checkbox"/> <input type="checkbox"/> <input type="checkbox"/>	<input type="checkbox"/> <input type="checkbox"/> <input type="checkbox"/>	122.0#	
<p>PRAS</p> <p>Three Seat Add-on Unit-Left (Closed Arm)</p> <ul style="list-style-type: none"> 1 = Back and arms (Fabric Contrast 1) C.O.M. = 5.5 yd 2 = Seat (Fabric Contrast 2) C.O.M. = 2 yd 											
	Non-contrast	7 yd	PPACCCR/NC		<input type="checkbox"/>	<input type="checkbox"/> <input type="checkbox"/> <input type="checkbox"/> <input type="checkbox"/>		<input type="checkbox"/> <input type="checkbox"/> <input type="checkbox"/>	<input type="checkbox"/> <input type="checkbox"/> <input type="checkbox"/>	122.0#	
	Contrast		PPACCCR/FC		<input type="checkbox"/>	<input type="checkbox"/> <input type="checkbox"/> <input type="checkbox"/> <input type="checkbox"/>	<input type="checkbox"/> <input type="checkbox"/> <input type="checkbox"/> <input type="checkbox"/>	<input type="checkbox"/> <input type="checkbox"/> <input type="checkbox"/>	<input type="checkbox"/> <input type="checkbox"/> <input type="checkbox"/>	122.0#	
<p>PRAS</p> <p>Three Seat Add-on Unit-Right (Closed Arm)</p> <ul style="list-style-type: none"> 1 = Back and arms (Fabric Contrast 1) C.O.M. = 5.5 yd 2 = Seat (Fabric Contrast 2) C.O.M. = 2 yd 											
				A	B	C	D	E	F	G	H

HOW TO ORDER

Indicate the following information on order form:

- Quantity of each item.
- Model number, including options. See "How To Build a Model Number".
- Any special service required.

Note: • The indicates that a choice is required.

- The absence of the indicates that no choice is required.
- Alpha-numeric characters in place of indicate that no other alternatives are available.

HOW TO BUILD A MODEL NUMBER

- A** Select basic model.
C - Chair
T - Table
Arm connection is on Right side when seated.
- B** Select LEFT facing arm connector.
C - Chair
T - Table
Arm connection is on Left side when seated.
- C** Select RIGHT facing arm connector.
C - Chair
T - Table
Arm connection is on Right side when seated.
- D** Select non-contrast or fabric contrast 1. Refer to color addendum at ki.com or KI Fabrics & Finishes binder.
- E** Select fabric contrast 2. Refer to color addendum at ki.com or KI Fabrics & Finishes binder.
- F** Select wood finish color.

Refer to color addendum at ki.com or KI Fabrics & Finishes binder. For Kensington Maple add upcharge.

- G** Select moisture barrier.
NMB - No moisture barrier
MB - Moisture barrier
See pricing column for moisture barrier upcharge.
- H** Select armcaps.
WAC - Wood armcaps
PAC - Black poly; add \$198
Upcharge for three armcaps.

KENSINGTON MAPLE UPCHARGE

Kensington Maple Construction
Kensington Maple requires extended leadtimes.

Model	Price	Model	Price
POACL/NC	\$24	POACL/FC	\$24
POACR/NC	\$24	POACR/FC	\$24
PPACL/NC	\$24	PPACL/FC	\$24
PPACR/NC	\$24	PPACR/FC	\$24
POACCL/NC	\$48	POACCL/FC	\$48
POACCR/NC	\$48	POACCR/FC	\$48
PPACCL/NC	\$48	PPACCL/FC	\$48
PPACCR/NC	\$48	PPACCR/FC	\$48
POACCCL/NC	\$71	POACCCL/FC	\$71
POACCCR/NC	\$71	POACCCR/FC	\$71
PPACCCL/NC	\$71	PPACCCL/FC	\$71
PPACCCR/NC	\$71	PPACCCR/FC	\$71



Grade C.O.M.	Grade C	Grade D	Grade E & C.O.L.	Grade F	Grade G	Grade H	Grade I	Grade J	Grade K	Grade L Leather	Grade M Leather	Moisture Barrier add to list price
\$ 2694	\$ 2761	\$ 2876	\$ 3012	\$ 3103	\$ 3285	\$ 3464	\$ 3690	\$ 4146	\$ 4599	\$ 5051	\$ 5958	\$ 307
2803	2871	2985	3119	3211	3395	3575	3800	4255	4707	5161	6069	307
\$ 2694	\$ 2761	\$ 2876	\$ 3012	\$ 3103	\$ 3285	\$ 3464	\$ 3690	\$ 4146	\$ 4599	\$ 5051	\$ 5958	\$ 307
2803	2871	2985	3119	3211	3395	3575	3800	4255	4707	5161	6069	307

INFORMATION

C.O.M. Requirements

C.O.M. yardage requirements listed above are based on plain goods 54" wide. If less than 54" wide or fabrics requiring matching (stripes, plaids, prints, large patterns), additional yardage will be needed. Consult COM/COL matrix for ordering additional yardage needed. For C.O.M. fabric sent to KI-High Point on multiple rolls, add an additional yard of fabric per roll to the yardage requirements.

Multiply number of seats, backs and arms required by yardage amount (e.g. 3 replacement seats required x 1 yard = 3 yards total).

C.O.L. Requirements

Figure 18 sq. ft. of leather (C.O.L.) for each yard shown (i.e., 4.75 x 18 = 85.5 sq ft).

Contrasting Upholstery

When contrasting fabric is chosen, price at

highest in-grade.

Minimum Fabric/Leather Quantity

Minimum order for fabric is 1 yard. Minimum order for leather is 1 hide (approximately 50 sq. ft).

Construction

Seat frame constructed of welded structural steel. Back constructed from formed laminate plywood. (Loveseat from kiln-dried hardwood). Arms constructed from kiln-dried hardwood. Cushioning of multiple densities of polyurethane foam and Dacron fiber.

SPECIAL SERVICES

Special Carton Marking

With specially marked information N/C





Shipping

Shipped **assembled freight prepaid f.o.b. High Point, North Carolina 27263** factory. Freight class #175.

Specifications and prices are subject to change without prior notice.

Perth®

Multiple Seating Replacement Parts

	MODEL	COM	MODEL NUMBER					Approx. Packaged Weight	Grade C.O.M.
			Basic Model	Non-Contrast or Fabric Contrast 1	Arm Style	TB133	Moisture Barrier		
	Chair Replacement Back Foam/ Upholstery Cover	1.5 yd	PRB23	□□□□	□	□□□	□□□	7.0#	\$ 224
PRRP									
	Chair Replacement Seat Cover	1 yd	PRS23	□□□□	□	□□□	□□□	2.0#	\$ 191
PRRP									
	Loveseat Replacement Back Foam/ Upholstery Cover	2.5 yd	PRB33	□□□□	□	□□□	□□□	3.0#	\$ 300
PRRP									
	Loveseat Replacement Seat Cover	1.25 yd	PRS33	□□□□	□	□□□	□□□	3.0#	\$ 222
PRRP									
				A	B	C	D	E	

HOW TO ORDER

Indicate the following information on order form:

- Quantity of each item.
- Model number, including options. See "How To Build a Model Number".
- Any special service required.

Note: • The indicates that a choice is required.

- The absence of the indicates that no choice is required.
- Alpha-numeric characters in place of indicate that no other alternatives are available.

HOW TO BUILD A MODEL NUMBER

- A** Select basic model.
- B** Select non-contrast or fabric contrast 1. Refer to color addendum at ki.com or KI Fabrics & Finishes binder.
- C** Select arm style.
- | | |
|----------|--------------|
| H | - Closed arm |
| O | - Open arm |
- D** Select fire code.
- | | |
|------------|-----------------------------|
| NFR | - Compliance to TB 117-2013 |
| FR | - Compliance to TB 133 |
- See pricing column for TB133 upcharge. Not available with poly armcap option.
- E** Select moisture barrier.
- | | |
|------------|-----------------------|
| NMB | - No moisture barrier |
| MB | - Moisture barrier |
- See pricing column for moisture barrier upcharge.

INFORMATION

C.O.M. Requirements

C.O.M. yardage requirements listed above are based on plain goods 54" wide. If less than 54" wide or fabrics requiring matching (stripes, plaids, prints, large patterns), additional yardage will be needed. Consult C.O.M. matrix on the Ordering C.O.M. and C.O.L. page for additional yardage needed. For C.O.M. fabric sent to KI-High Point on multiple rolls, add an additional yard of fabric per roll to the yardage requirements.

C.O.L. Requirements

Figure 18 sq. ft. of leather (C.O.L.) for each yard shown (i.e., 4.75 x 18 = 85.5 sq ft).

Contrasting Upholstery

When contrasting fabric is chosen, price at highest in-grade.

Moisture Barrier

Moisture barrier is applied underneath the fabric cover as a means of protecting the



Grade C	Grade D	Grade E & C.O.L.	Grade F	Grade G	Grade H	Grade I	Grade J	Grade K	Grade L Leather	Grade M Leather	TB133 add to list price	Moisture Barrier add to list price
\$ 233	\$ 254	\$ 281	\$ 300	\$ 337	\$ 369	\$ 439	\$ 526	\$ 613	\$ 701	\$ 879	\$ 84	\$ 52
\$ 204	\$ 226	\$ 254	\$ 273	\$ 313	\$ 350	\$ 428	\$ 520	\$ 613	\$ 712	\$ 899	\$ 57	\$ 52
\$ 314	\$ 344	\$ 378	\$ 403	\$ 450	\$ 496	\$ 593	\$ 709	\$ 829	\$ 945	\$ 1181	\$ 141	\$ 84
\$ 236	\$ 262	\$ 295	\$ 319	\$ 364	\$ 409	\$ 496	\$ 606	\$ 716	\$ 824	\$ 1044	\$ 71	\$ 44

foam. Not available with TB133.

California TB133 Fire Safety Code

The above seating products can be manufactured using the appropriate flame-retardant materials and fabric selections for compliance to California Technical Bulletin 133. Please contact KI customer service for fabric compliance. Not available with moisture barrier.

Upcharges are the same for Left, Right, and Left/Right units.

SPECIAL SERVICES

Special Carton Marking

With specially marked information N/C

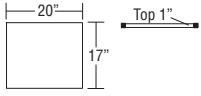
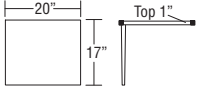
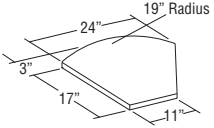
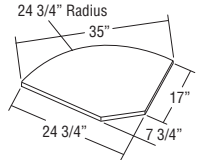
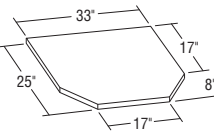
Shipping

Shipped **assembled unless replacement parts which ship k.d. freight prepaid High Point, North Carolina 27263** factory. Freight class #175.

Specifications and prices are subject to change without prior notice.

Perth[®]

Connecting Tables

MODEL	Features	MODEL NUMBER			Approx. Packaged Weight
		Basic Model	Wood Finish	Laminate Color	
 <p>Center Table • 16.25" height</p>	Laminate Top	PT.L	<input type="checkbox"/> <input type="checkbox"/> <input type="checkbox"/>	<input type="checkbox"/> <input type="checkbox"/> <input type="checkbox"/>	19.0#
	Wood Veneer Top	PT.V	<input type="checkbox"/> <input type="checkbox"/> <input type="checkbox"/>		19.0#
PRCT					
 <p>End Table • 16.25" height</p>	Laminate Top	PET.L	<input type="checkbox"/> <input type="checkbox"/> <input type="checkbox"/>	<input type="checkbox"/> <input type="checkbox"/> <input type="checkbox"/>	22.0#
	Wood Veneer Top	PET.V	<input type="checkbox"/> <input type="checkbox"/> <input type="checkbox"/>		22.0#
PRCT					
 <p>45 Degree Connector Table • 16.25" height</p>	Laminate Top	PT45.L	<input type="checkbox"/> <input type="checkbox"/> <input type="checkbox"/>	<input type="checkbox"/> <input type="checkbox"/> <input type="checkbox"/>	20.0#
	Wood Veneer Top	PT45.V	<input type="checkbox"/> <input type="checkbox"/> <input type="checkbox"/>		20.0#
PRCT					
 <p>90 Degree Connector Table • 16.25" height</p>	Laminate Top	PT90.L	<input type="checkbox"/> <input type="checkbox"/> <input type="checkbox"/>	<input type="checkbox"/> <input type="checkbox"/> <input type="checkbox"/>	25.0#
	Wood Veneer Top	PT90.V	<input type="checkbox"/> <input type="checkbox"/> <input type="checkbox"/>		25.0#
PRCT					
 <p>Three-Sided "T" Connector Table • 16.25" height</p>	Laminate Top	PT3.L	<input type="checkbox"/> <input type="checkbox"/> <input type="checkbox"/>	<input type="checkbox"/> <input type="checkbox"/> <input type="checkbox"/>	30.0#
	Wood Veneer Top	PT3.V	<input type="checkbox"/> <input type="checkbox"/> <input type="checkbox"/>		30.0#
PRCT					

A **B** **C**

HOW TO ORDER

Indicate the following information on order form:

- Quantity of each item.
- Model number, including options. See "How To Build a Model Number".
- Any special service required.

Note: • The indicates that a choice is required.
 • The absence of the indicates that no choice is required.
 • Alpha-numeric characters in place of indicate that no other alternatives are available.

HOW TO BUILD A MODEL NUMBER

- A** Select basic model.
- B** Select wood finish color.
Refer to color addendum at ki.com or KI Fabrics & Finishes binder.
Kensington Maple requires extended lead-times; add \$48
- C** Select laminate color.
Refer to color addendum at ki.com or KI Fabrics & Finishes binder.

KENSINGTON MAPLE UPCHARGE

Kensington Maple Construction
Kensington Maple requires extended leadtimes.

Model	
PT.L	\$16
PT.V	\$24
PET.L	\$16
PET.V	\$36
PT45.L	\$16
PT45.V	\$36
PT90.L	\$24
PT90.V	\$60
PT3.L	\$31
PT3.V	\$36

INFORMATION

Construction
Construction of kiln-dried hardwood and veneers.



Delivered
Pricing

\$ 485

545

\$ 645

692

\$ 570

652

\$ 854

977

\$ 965

1074

SPECIAL SERVICES

Special Carton Marking

With specially marked information N/C

Shipping

Shipped **assembled freight prepaid f.o.b. High Point, North Carolina 27263** factory. Freight class #175.

Specifications and prices are subject to change without prior notice.

Piretti Torsion® Tandem

General Information



1-Place Unit

2-Place Unit

3-Place Unit

4-Place Unit

Features				
Arm	•	•	•	•
Corner tables	•	•	•	•
In-line tables	•	•	•	•
Available in polypropylene	•	•	•	•
General Dimensions				
Seat width (with arms)	23"	23"	23"	23"
Seat width (no arms)	18"	18"	18"	18"
Unit width (with arms)		46"	69"	92"
Unit width (no arms)		44"	64"	87"
Seat height	17-1/4"	17-1/4"	17-1/4"	17-1/4"
Unit height	31-1/2"	31-1/2"	31-1/2"	31-1/2"
Corner table top	30" x 30"	30" x 30"	30" x 30"	30" x 30"
In-line table	20" x 20"	20" x 20"	20" x 20"	20" x 20"
Table height (all table models)	17"	17"	17"	17"

SPECIFICATIONS

Seat and Backrest

Seats and backrests are molded compound curved polypropylene with a textured finish. Seat is two-piece construction. Upholstered chairs have partially exposed polypropylene surfaces. Fabric is upholstered over 9/16" foam on the backrest and 15/16" on the seat. The seat attaches to the beam via a seat weldment which is bolted to the beam.

Backrest Supports

Two die-cast aluminum backrest supports attach the backrest to the Torsion® mechanism. A steel tube is cast into each backrest support for added strength.

Torsion® Mechanism

The back flex is achieved by the Torsion® mechanism. It consists of two flat torsion springs captured at both ends by steel bushings which in turn engage with the backrest supports. The Torsion® mechanism creates gradually increasing resistance over the full

12° of back flex.

Tandem Base

Cast aluminum alloy leg section. 14-gauge, 1" x 2" seamless steel column. Upright and base are painted monochromatic with beam and yoke. Columns are welded to a yoke/plate which clamps onto beam.

Tandem Arm

Oval tubular steel arm support with self-skinning urethane armrests measuring 10-1/4" long by 4" wide. The tubular arm support is welded to the seat. If an in-line table is included in the arrangement, a "fill-in" arm is supplied which is mechanically fastened to the beam using a yoke and coverplate. Arm is monochromatic with polypropylene shell.

In-line Table

Solid core top is 20" x 20" x 7/8" with a vinyl bullnose edge.

Corner Table

Solid core top is 30" x 30" x 7/8" with a vinyl bullnose edge.

INFORMATION

C.O.M Testing and Production Requirements

Not all materials are suitable for upholstering this product. A 1-1/2 yd. x 54" sample must be submitted and approved prior to acceptance of an order. If the fabric is directional in pattern or weave, the direction must be indicated on the submitted sample, and additional yardage may be requested.

Test samples must be sent to:

KI
Attn: C.O.M. Specialist
1687 Westminster Drive - Gate 3
Green Bay, WI 54302

Fabric Disclaimer

Fabric will be applied as swatched by the fabric manufacturer. Fabric that is required to be applied differently than is swatched will need a Special Cost Request written specifying the direction the fabric is to be applied. The posted standard lead time will apply to the Special Cost Request.

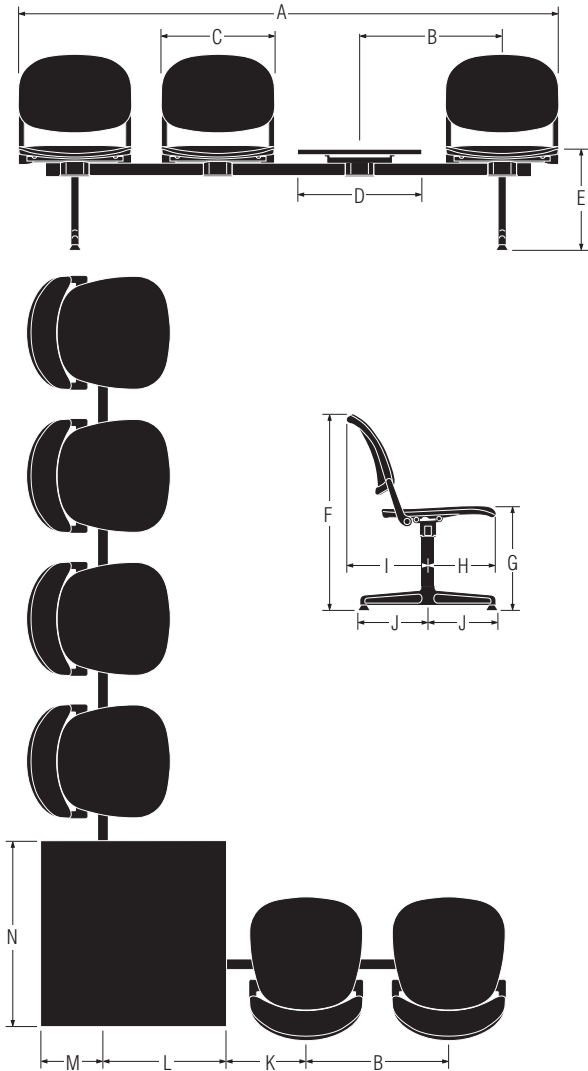
Design

Designed by Giancarlo Piretti and manufactured in the USA by Krueger International, Inc. under license from Pro-Cord S.p.A.



Piretti Torsion® Tandem

General Information



DIMENSIONS




		No Arms	With Arms
A1	2-Place Unit	44"	46"
A2	3-Place Unit	64"	69"
A3	4-Place Unit	87"	92"
B	Additional Places	23"	23"
C	Seat Width	18"	23"
D	Table Width	20"	
E	Table Height	17"	
F	Unit Height	31 1/2"	
G	Seat Height	17 1/4"	
H	Beam Center to Front of Seat	11"	
I	Beam Center to Back of Seat	12"	
J	Beam Center to Foot End	11 3/4"	
K	Seat Center to Corner Table		
	Mounting Side	13 1/2"	
L	Beam Center to Corner Table		
	Mounting Side	20"	
M	Beam Center to Corner Table Back	10"	
N	Corner Table Width	30"	

INFORMATION

Warranty
 Refer to KI Terms & Conditions document or visit ki.com

Piretti Torsion® Tandem

Multiple Seating

MODEL	Features	MODEL NUMBER						Approx. Packaged Weight	
		Basic Model	Frame Color	Fire Code	Seat & Back Color	Surface Finish	Edge Color		
 <p>TT1P TT2P TT3P TT4P TT5P</p>	Tandem Seating No Arms - Poly • Number of seats per arrangement • 1 seat, 0 in-line table models must connect to a corner table • Corner table is ordered separately	1 Seat, 0 In-Line Table	TT1NAP/S1/IT0	<input type="checkbox"/>	<input type="checkbox"/>	<input type="checkbox"/>			25.0#
		1 Seat, 1 In-Line Table	TT2NAP/S1/IT1	<input type="checkbox"/>	<input type="checkbox"/>	<input type="checkbox"/>	<input type="checkbox"/>	<input type="checkbox"/>	39.0#
		2 Seats, 0 In-Line Table	TT2NAP/S2/IT0	<input type="checkbox"/>	<input type="checkbox"/>	<input type="checkbox"/>			45.0#
		2 Seats, 1 In-Line Table	TT3NAP/S2/IT1	<input type="checkbox"/>	<input type="checkbox"/>	<input type="checkbox"/>	<input type="checkbox"/>	<input type="checkbox"/>	59.0#
		3 Seats, 0 In-Line Table	TT3NAP/S3/IT0	<input type="checkbox"/>	<input type="checkbox"/>	<input type="checkbox"/>			65.0#
		3 Seats, 1 In-line Table	TT4NAP/S3/IT1	<input type="checkbox"/>	<input type="checkbox"/>	<input type="checkbox"/>	<input type="checkbox"/>	<input type="checkbox"/>	79.0#
		4 Seats, 0 In-line Table	TT4NAP/S4/IT0	<input type="checkbox"/>	<input type="checkbox"/>	<input type="checkbox"/>			89.0#
		3 Seats, 2 In-Line Tables	TT5NAP/S3/IT2	<input type="checkbox"/>	<input type="checkbox"/>	<input type="checkbox"/>	<input type="checkbox"/>	<input type="checkbox"/>	98.0#
		4 Seats, 1 In-line Table	TT5NAP/S4/IT1	<input type="checkbox"/>	<input type="checkbox"/>	<input type="checkbox"/>	<input type="checkbox"/>	<input type="checkbox"/>	104.0#
		5 Seats, 0 In-line Table	TT5NAP/S5/IT0	<input type="checkbox"/>	<input type="checkbox"/>	<input type="checkbox"/>			110.0#
 <p>TT1P TT2P TT3P TT4P TT5P</p>	Tandem Seating End Arms Only - Poly • Number of seats per arrangement • 1 seat, 0 in-line table models must connect to a corner table • Corner table is ordered separately	1 Seat, 0 In-Line Table	TT1EAP/S1/IT0	<input type="checkbox"/>	<input type="checkbox"/>	<input type="checkbox"/>			30.0#
		1 Seat, 1 In-Line Table	TT2EAP/S1/IT1	<input type="checkbox"/>	<input type="checkbox"/>	<input type="checkbox"/>	<input type="checkbox"/>	<input type="checkbox"/>	44.0#
		2 Seats, 0 In-Line Table	TT2EAP/S2/IT0	<input type="checkbox"/>	<input type="checkbox"/>	<input type="checkbox"/>			47.0#
		2 Seats, 1 In-Line Table	TT3EAP/S2/IT1	<input type="checkbox"/>	<input type="checkbox"/>	<input type="checkbox"/>	<input type="checkbox"/>	<input type="checkbox"/>	55.0#
		3 Seats, 0 In-Line Table	TT3EAP/S3/IT0	<input type="checkbox"/>	<input type="checkbox"/>	<input type="checkbox"/>			64.0#
		3 Seats, 1 In-line Table	TT4EAP/S3/IT1	<input type="checkbox"/>	<input type="checkbox"/>	<input type="checkbox"/>	<input type="checkbox"/>	<input type="checkbox"/>	70.0#
		4 Seats, 0 In-line Table	TT4EAP/S4/IT0	<input type="checkbox"/>	<input type="checkbox"/>	<input type="checkbox"/>			81.0#
		3 Seats, 2 In-Line Tables	TT5EAP/S3/IT2	<input type="checkbox"/>	<input type="checkbox"/>	<input type="checkbox"/>	<input type="checkbox"/>	<input type="checkbox"/>	89.0#
		4 Seats, 1 In-line Table	TT5EAP/S4/IT1	<input type="checkbox"/>	<input type="checkbox"/>	<input type="checkbox"/>	<input type="checkbox"/>	<input type="checkbox"/>	100.0#
		5 Seats, 0 In-line Table	TT5EAP/S5/IT0	<input type="checkbox"/>	<input type="checkbox"/>	<input type="checkbox"/>			105.0#
 <p>TT1P TT2P TT3P TT4P TT5P</p>	Tandem Seating w/Arms - Poly • Number of seats per arrangement • In-line tables must be placed between seats with shared arm application • 1 seat, 0 in-line table models must connect to a corner table • Corner table is ordered separately	1 Seat, 0 In-Line Table	TT1AAP/S1/IT0	<input type="checkbox"/>	<input type="checkbox"/>	<input type="checkbox"/>			30.0#
		1 Seat, 1 In-Line Table	TT2AAP/S1/IT1	<input type="checkbox"/>	<input type="checkbox"/>	<input type="checkbox"/>	<input type="checkbox"/>	<input type="checkbox"/>	44.0#
		2 Seats, 0 In-Line Table	TT2AAP/S2/IT0	<input type="checkbox"/>	<input type="checkbox"/>	<input type="checkbox"/>			55.0#
		2 Seats, 1 In-Line Table	TT3AAP/S2/IT1	<input type="checkbox"/>	<input type="checkbox"/>	<input type="checkbox"/>	<input type="checkbox"/>	<input type="checkbox"/>	69.0#
		3 Seats, 0 In-Line Table	TT3AAP/S3/IT0	<input type="checkbox"/>	<input type="checkbox"/>	<input type="checkbox"/>			80.0#
		3 Seats, 1 In-line Table	TT4AAP/S3/IT1	<input type="checkbox"/>	<input type="checkbox"/>	<input type="checkbox"/>	<input type="checkbox"/>	<input type="checkbox"/>	94.0#
		4 Seats, 0 In-line Table	TT4AAP/S4/IT0	<input type="checkbox"/>	<input type="checkbox"/>	<input type="checkbox"/>			105.0#
		3 Seats, 2 In-Line Tables	TT5AAP/S3/IT2	<input type="checkbox"/>	<input type="checkbox"/>	<input type="checkbox"/>	<input type="checkbox"/>	<input type="checkbox"/>	113.0#
		4 Seats, 1 In-line Table	TT5AAP/S4/IT1	<input type="checkbox"/>	<input type="checkbox"/>	<input type="checkbox"/>	<input type="checkbox"/>	<input type="checkbox"/>	124.0#
		5 Seats, 0 In-line Table	TT5AAP/S5/IT0	<input type="checkbox"/>	<input type="checkbox"/>	<input type="checkbox"/>			135.0#

A **B** **C** **D** **E** **F**

HOW TO ORDER

Indicate the following information on order form:

- Quantity of each item.
- Model number, including options. See "How To Build a Model Number".
- Any special service required.

Note: • The indicates that a choice is required.

- The absence of the indicates that no choice is required.
- Alpha-numeric characters in place of indicate that no other alternatives are available.

HOW TO BUILD A MODEL NUMBER

- A** Select basic model.
- B** Select frame color.
Refer to color addendum at ki.com or KI Fabrics & Finishes binder.
- C** Select fire code.
FR - Compliance to TB 133
NFR - No Fire Retardant
See pricing column for TB133 upcharge.
- D** Select seat/back color.
Refer to color addendum at ki.com or KI Fabrics & Finishes binder.
- E** Select surface finish for table.
Refer to color addendum at ki.com or KI Fabrics & Finishes binder.
Surface finish offerings are based on edge style selections.
- F** Select table edge color.
Refer to color addendum at ki.com or KI

Fabrics & Finishes binder.
Edge color offerings are based on edge style selections.

OPTIONS

California TB133 Fire Safety Code

The above seating products can be manufactured using the appropriate flame-retardant materials for compliance to California Technical Bulletin 133. See pricing column for upcharge. Please contact KI customer service for fabric compliance.
Model = Polypropylene
Added Lead Time = 1 week



Piretti Torsion® Tandem
Multiple Seating

Delivered Pricing	TB133 add to list price
\$ 432	\$ 74
856	74
863	148
1288	148
1294	222
1719	222
1725	298
2142	222
2150	298
2158	372
<hr/>	
\$ 677	\$ 74
1101	74
1106	148
1533	148
1539	222
1964	222
1970	298
2389	222
2395	298
2402	372
<hr/>	
\$ 677	\$ 74
1226	74
1232	148
1354	148
1784	222
2332	222
2339	298
2877	222
2885	298
2892	372

SPECIAL SERVICES

Special Carton Marking

With specially marked information N/C


Shipping

Shipped **k.d. freight prepaid f.o.b. Green Bay, Wisconsin 54302** factory. Freight class #70.

Specifications and prices are subject to change without prior notice.

Piretti Torsion® Tandem

Multiple Seating

MODEL	Features	MODEL NUMBER							
		Basic Model	Frame Color	Seat & Back Color	Surface Finish	Edge Color	Fire Code	Upholstery Color	
 <p>Tandem Seating No Arms - Upholstered</p> <ul style="list-style-type: none"> • Number of seats per arrangement • 1 seat, 0 in-line table models must connect to a corner table • Corner table is ordered separately <p>TT1U TT2U TT3U TT4U TT5U</p>	1 Seat, 0 In-Line Table	TT1NAU/S1/IT0	<input type="checkbox"/>	<input type="checkbox"/>			<input type="checkbox"/>	<input type="checkbox"/>	
	1 Seat, 1 In-Line Table	TT2NAU/S1/IT1	<input type="checkbox"/>	<input type="checkbox"/>	<input type="checkbox"/>	<input type="checkbox"/>	<input type="checkbox"/>	<input type="checkbox"/>	
	2 Seats, 0 In-Line Table	TT2NAU/S2/IT0	<input type="checkbox"/>	<input type="checkbox"/>			<input type="checkbox"/>	<input type="checkbox"/>	
	2 Seats, 1 In-Line Table	TT3NAU/S2/IT1	<input type="checkbox"/>	<input type="checkbox"/>	<input type="checkbox"/>	<input type="checkbox"/>	<input type="checkbox"/>	<input type="checkbox"/>	
	3 Seats, 0 In-Line Table	TT3NAU/S3/IT0	<input type="checkbox"/>	<input type="checkbox"/>			<input type="checkbox"/>	<input type="checkbox"/>	
	3 Seats, 1 In-line Table	TT4NAU/S3/IT1	<input type="checkbox"/>	<input type="checkbox"/>	<input type="checkbox"/>	<input type="checkbox"/>	<input type="checkbox"/>	<input type="checkbox"/>	
	4 Seats, 0 In-line Table	TT4NAU/S4/IT0	<input type="checkbox"/>	<input type="checkbox"/>			<input type="checkbox"/>	<input type="checkbox"/>	
	3 Seats, 2 In-Line Tables	TT5NAU/S3/IT2	<input type="checkbox"/>	<input type="checkbox"/>	<input type="checkbox"/>	<input type="checkbox"/>	<input type="checkbox"/>	<input type="checkbox"/>	
	4 Seats, 1 In-line Table	TT5NAU/S4/IT1	<input type="checkbox"/>	<input type="checkbox"/>	<input type="checkbox"/>	<input type="checkbox"/>	<input type="checkbox"/>	<input type="checkbox"/>	
	5 Seats, 0 In-line Table	TT5NAU/S5/IT0	<input type="checkbox"/>	<input type="checkbox"/>			<input type="checkbox"/>	<input type="checkbox"/>	
			A	B	C	D	E	F	G

HOW TO ORDER

Indicate the following information on order form:

1. Quantity of each item.
2. Model number, including options. See "How To Build a Model Number".
3. Any special service required.

Note: • The indicates that a choice is required.

- The absence of the indicates that no choice is required.
- Alpha-numeric characters in place of indicate that no other alternatives are available.

HOW TO BUILD A MODEL NUMBER

A Select basic model.

B Select frame color.
Refer to color addendum at ki.com or KI Fabrics & Finishes binder.

C Select seat/back color.
Refer to color addendum at ki.com or KI Fabrics & Finishes binder.

D Select surface finish for table.
Refer to color addendum at ki.com or KI Fabrics & Finishes binder.
Surface finish offerings are based on edge style selections.

E Select table edge color.
Refer to color addendum at ki.com or KI Fabrics & Finishes binder.
Edge color offerings are based on edge style selections.

F Select fire code.

NFR - Compliance to TB 117-2013

FR - Compliance to TB 133

See pricing column for TB133 upcharge.

G Select upholstery grade/color.
Refer to color addendum at ki.com or KI Fabrics & Finishes binder.



Approx. Packaged Weight	Delivered Pricing Fabric Grade 1 & C.O.M.	Delivered Pricing Fabric Grade 2	Delivered Pricing Fabric Grade 3	Delivered Pricing Vinyl Group 2V	Delivered Pricing Pallas Fabric Group P0	Delivered Pricing Pallas Fabric Group P1	Delivered Pricing Pallas Fabric Group P2	Delivered Pricing Pallas Fabric Group P3	Delivered Pricing Pallas Fabric Group P4	TB133 add to list price
30.0#	\$ 628	\$ 711	\$ 727	\$ 727	\$ 656	\$ 666	\$ 709	\$ 756	\$ 800	\$ 81
41.0#	1052	1224	1252	1252	1119	1129	1212	1310	1395	81
50.0#	1252	1338	1357	1357	1273	1295	1336	1384	1426	163
64.0#	1679	2016	2085	2085	1815	1836	2007	2198	2367	163
70.0#	1880	2009	2035	2035	1908	1939	2003	2075	2138	242
84.0#	2306	2814	2915	2915	2509	2541	2797	3082	3338	242
94.0#	2510	2680	2711	2711	2544	2586	2672	2768	2852	323
103.0#	2731	3239	3340	3340	2936	2967	3222	3509	3763	242
109.0#	2932	3607	3744	3744	3205	3248	3585	3968	4308	323
115.0#	3136	3346	3390	3390	3183	3236	3340	3462	3567	404

OPTIONS

California TB133 Fire Safety Code

The above seating products can be manufactured using the appropriate flame-retardant materials for compliance to California Technical Bulletin 133. See pricing column for upcharge. Please contact KI customer service for fabric compliance.
 Model = Upholstered
 Added Lead Time = 1 week

INFORMATION

Note:

Torsion® in 2V Vinyl with FR requires a customer waiver since addition of the FR fire barrier to the upholstery detracts from the aesthetics of the chair.

SPECIAL SERVICES

Special Carton Marking

With specially marked information N/C



Shipping

Shipped **k.d. freight prepaid f.o.b. Green Bay, Wisconsin 54302** factory. Freight class #70.

Specifications and prices are subject to change without prior notice.

Piretti Torsion® Tandem

Multiple Seating

MODEL		Features	MODEL NUMBER						
			Basic Model	Frame Color	Seat & Back Color	Surface Finish	Edge Color	Fire Code	Uph. Color
 <p>TT1U TT2U TT3U TT4U TT5U</p>	Tandem Seating End Arms Only - Upholstered <ul style="list-style-type: none"> Number of seats per arrangement 1 seat, 0 in-line table models must connect to a corner table Corner table is ordered separately 	1 Seat, 0 In-Line Table	TT1EAU/S1/IT0	<input type="checkbox"/>	<input type="checkbox"/>			<input type="checkbox"/>	<input type="checkbox"/>
		1 Seat, 1 In-Line Table	TT2EAU/S1/IT1	<input type="checkbox"/>	<input type="checkbox"/>	<input type="checkbox"/>	<input type="checkbox"/>	<input type="checkbox"/>	<input type="checkbox"/>
		2 Seats, 0 In-Line Table	TT2EAU/S2/IT0	<input type="checkbox"/>	<input type="checkbox"/>			<input type="checkbox"/>	<input type="checkbox"/>
		2 Seats, 1 In-Line Table	TT3EAU/S2/IT1	<input type="checkbox"/>	<input type="checkbox"/>	<input type="checkbox"/>	<input type="checkbox"/>	<input type="checkbox"/>	<input type="checkbox"/>
		3 Seats, 0 In-Line Table	TT3EAU/S3/IT0	<input type="checkbox"/>	<input type="checkbox"/>			<input type="checkbox"/>	<input type="checkbox"/>
		3 Seats, 1 In-line Table	TT4EAU/S3/IT1	<input type="checkbox"/>	<input type="checkbox"/>	<input type="checkbox"/>	<input type="checkbox"/>	<input type="checkbox"/>	<input type="checkbox"/>
		4 Seats, 0 In-line Table	TT4EAU/S4/IT0	<input type="checkbox"/>	<input type="checkbox"/>			<input type="checkbox"/>	<input type="checkbox"/>
		3 Seats, 2 In-Line Tables	TT5EAU/S3/IT2	<input type="checkbox"/>	<input type="checkbox"/>	<input type="checkbox"/>	<input type="checkbox"/>	<input type="checkbox"/>	<input type="checkbox"/>
		4 Seats, 1 In-line Table	TT5EAU/S4/IT1	<input type="checkbox"/>	<input type="checkbox"/>	<input type="checkbox"/>	<input type="checkbox"/>	<input type="checkbox"/>	<input type="checkbox"/>
		5 Seats, 0 In-line Table	TT5EAU/S5/IT0	<input type="checkbox"/>	<input type="checkbox"/>			<input type="checkbox"/>	<input type="checkbox"/>
 <p>TT1U TT2U TT3U TT4U TT5U</p>	Tandem Seating w/Arms - Upholstered <ul style="list-style-type: none"> Number of seats per arrangement In-line tables must be placed between seats with shared arm application 1 seat, 0 in-line table models must connect to a corner table Corner table is ordered separately 	1 Seat, 0 In-Line Table	TT1AAU/S1/IT0	<input type="checkbox"/>	<input type="checkbox"/>			<input type="checkbox"/>	<input type="checkbox"/>
		1 Seat, 1 In-Line Table	TT2AAU/S1/IT1	<input type="checkbox"/>	<input type="checkbox"/>	<input type="checkbox"/>	<input type="checkbox"/>	<input type="checkbox"/>	<input type="checkbox"/>
		2 Seats, 0 In-Line Table	TT2AAU/S2/IT0	<input type="checkbox"/>	<input type="checkbox"/>			<input type="checkbox"/>	<input type="checkbox"/>
		2 Seats, 1 In-Line Table	TT3AAU/S2/IT1	<input type="checkbox"/>	<input type="checkbox"/>	<input type="checkbox"/>	<input type="checkbox"/>	<input type="checkbox"/>	<input type="checkbox"/>
		3 Seats, 0 In-Line Table	TT3AAU/S3/IT0	<input type="checkbox"/>	<input type="checkbox"/>			<input type="checkbox"/>	<input type="checkbox"/>
		3 Seats, 1 In-line Table	TT4AAU/S3/IT1	<input type="checkbox"/>	<input type="checkbox"/>	<input type="checkbox"/>	<input type="checkbox"/>	<input type="checkbox"/>	<input type="checkbox"/>
		4 Seats, 0 In-line Table	TT4AAU/S4/IT0	<input type="checkbox"/>	<input type="checkbox"/>			<input type="checkbox"/>	<input type="checkbox"/>
		3 Seats, 2 In-Line Tables	TT5AAU/S3/IT2	<input type="checkbox"/>	<input type="checkbox"/>	<input type="checkbox"/>	<input type="checkbox"/>	<input type="checkbox"/>	<input type="checkbox"/>
		4 Seats, 1 In-line Table	TT5AAU/S4/IT1	<input type="checkbox"/>	<input type="checkbox"/>	<input type="checkbox"/>	<input type="checkbox"/>	<input type="checkbox"/>	<input type="checkbox"/>
		5 Seats, 0 In-line Table	TT5AAU/S5/IT0	<input type="checkbox"/>	<input type="checkbox"/>			<input type="checkbox"/>	<input type="checkbox"/>

A **B** **C** **D** **E** **F** **G**

HOW TO ORDER

Indicate the following information on order form:

- Quantity of each item.
- Model number, including options. See "How To Build a Model Number".
- Any special service required.

Note: • The indicates that a choice is required.

- The absence of the indicates that no choice is required.
- Alpha-numeric characters in place of indicate that no other alternatives are available.

HOW TO BUILD A MODEL NUMBER

A Select basic model.

B Select frame color.
Refer to color addendum at ki.com or KI Fabrics & Finishes binder.

C Select seat/back color.
Refer to color addendum at ki.com or KI Fabrics & Finishes binder.

D Select surface finish for table.
Refer to color addendum at ki.com or KI Fabrics & Finishes binder.
Surface finish offerings are based on edge style selections.

E Select table edge color.
Refer to color addendum at ki.com or KI Fabrics & Finishes binder.
Edge color offerings are based on edge style selections.

F Select fire code.

NFR - Compliance to TB 117-2013

FR - Compliance to TB 133

See pricing column for TB133 upcharge.

G Select upholstery grade/color.
Refer to color addendum at ki.com or KI Fabrics & Finishes binder.



Approx. Packaged Weight	Delivered Pricing Fabric Grade 1 & C.O.M.	Delivered Pricing Fabric Grade 2	Delivered Pricing Fabric Grade 3	Delivered Pricing Vinyl Group 2V	Delivered Pricing Pallas Fabric Group P0	Delivered Pricing Pallas Fabric Group P1	Delivered Pricing Pallas Fabric Group P2	Delivered Pricing Pallas Fabric Group P3	Delivered Pricing Pallas Fabric Group P4	TB133 add to list price
35.0#	\$ 872	\$ 999	\$ 1025	\$ 1025	\$ 920	\$ 930	\$ 995	\$ 1067	\$ 1129	\$ 81
49.0#	1297	1423	1450	1450	1346	1357	1419	1494	1555	81
52.0#	1501	1755	1806	1806	1599	1620	1746	1890	2015	163
60.0#	1925	2178	2228	2228	2022	2044	2169	2311	2439	163
69.0#	2127	2509	2583	2583	2273	2305	2494	2710	2902	242
75.0#	2551	2932	3009	3009	2698	2730	2919	3136	3326	242
86.0#	2752	3261	3364	3364	2948	2991	3243	3531	3783	323
94.0#	2975	3355	3431	3431	3121	3153	3343	3560	3749	242
105.0#	3179	3685	3785	3785	3371	3414	3670	3954	4211	323
110.0#	3380	4016	4143	4143	3627	3679	3995	4353	4670	404
35.0#	\$ 872	\$ 957	\$ 975	\$ 975	\$ 903	\$ 914	\$ 955	\$ 1002	\$ 1044	\$ 81
49.0#	1417	1588	1622	1622	1486	1497	1581	1678	1763	81
60.0#	1623	1791	1826	1826	1679	1701	1784	1880	1965	163
74.0#	2169	2509	2576	2576	2306	2328	2497	2688	2859	163
85.0#	2371	2499	2525	2525	2399	2431	2496	2567	2631	242
99.0#	2919	3427	3529	3529	3123	3155	3409	3697	3950	242
110.0#	3121	3292	3326	3326	3158	3201	3286	3380	3466	323
118.0#	3466	3974	4074	4074	3669	3701	3954	4243	4496	242
129.0#	3670	4346	4482	4482	3944	3986	4324	4706	5047	323
140.0#	3871	4081	4125	4125	3919	3972	4075	4198	4302	404

OPTIONS

California TB133 Fire Safety Code

The above seating products can be manufactured using the appropriate flame-retardant materials for compliance to California Technical Bulletin 133. See pricing column for upcharge. Please contact KI customer service for fabric compliance.
 Model = Upholstered
 Added Lead Time = 1 week

INFORMATION

Note:

Torsion® in 2V Vinyl with FR requires a customer waiver since addition of the FR fire barrier to the upholstery detracts from the aesthetics of the chair.

SPECIAL SERVICES

Special Carton Marking

With specially marked information N/C


Shipping

Shipped **k.d. freight prepaid f.o.b. Green Bay, Wisconsin 54302** factory. Freight class #70.

Specifications and prices are subject to change without prior notice.

Piretti Torsion® Tandem

Multiple Seating

	MODEL	Features	MODEL NUMBER				Approx. Packaged Weight
			Basic Model	Frame Color	Surface Finish	Edge Color	
 MSCT	Corner Table <ul style="list-style-type: none"> • Number of tables per arrangement • Plastic laminate with vinyl bullnose edge • For mounting modular units at a 90° angle • Two required for U-shaped configuration • One required for L-shaped configuration 	Connects 2 units	TCT	<input type="checkbox"/> <input type="checkbox"/>	<input type="checkbox"/> <input type="checkbox"/> <input type="checkbox"/>	<input type="checkbox"/> <input type="checkbox"/> <input type="checkbox"/>	0.0#
HRDPT	Back Ganging Bar <ul style="list-style-type: none"> • Connects 2 units back-to-back • Powder-coated to match base • Sold in pairs 		DOP.GANG	<input type="checkbox"/> <input type="checkbox"/>			8.0#

A

B

C

D

HOW TO ORDER

Indicate the following information on order form:

1. Quantity of each item.
2. Model number, including options. See "How To Build a Model Number".
3. Any special service required.

Note:

- The indicates that a choice is required.
- The absence of the indicates that no choice is required.
- Alpha-numeric characters in place of indicate that no other alternatives are available.

HOW TO BUILD A MODEL NUMBER

- A** Select basic model.
- B** Select frame color.
Refer to color addendum at ki.com or KI Fabrics & Finishes binder.
- C** Select surface finish for table.
Refer to color addendum at ki.com or KI Fabrics & Finishes binder.
Surface finish offerings are based on edge style selections.
- D** Select table edge color.
Refer to color addendum at ki.com or KI Fabrics & Finishes binder.
Edge color offerings are based on edge style selections.



Piretti Torsion® Tandem

Multiple Seating

Delivered
Pricing

\$ 571

\$ 198

SPECIAL SERVICES

Special Carton Marking

With specially marked information N/C

Shipping

Shipped **k.d. freight prepaid f.o.b. Green Bay, Wisconsin 54302** factory. Freight class #70.

Specifications and prices are subject to change without prior notice.

Soltice®

General Information



**Soltice®
(Transitional)**



Soltice® Guest Chair

General Dimensions		
Seat width	20"	20"
Seat depth	18-1/4"	18-1/2"
Seat height	19-1/2"	19-1/2"
Arm width	1-1/4"	
Arm height	28-1/4"	
Overall Dimensions		
Width	22-3/4"	23"
Depth	24"	24"
Height	34"	33-1/2"

SPECIFICATIONS

Complimentary Furniture

The following guest chairs offer complimentary furniture that creates continuity and a cohesive look throughout a facility. These complimentary pieces can be found in other sections of the KI price list.

Flex™

FLEX - Flex Healthcare Seating, Flex Occasional Tables

LARESTA FREESTANDING - LaResta® Day Bed

Perth®

Perth® - Perth® Healthcare Seating

LARESTA FREESTANDING - LaResta® Day Bed

Soltice®

Soltice® - Soltice® Healthcare Seating, Soltice® Guest Seating, Soltice® Lounge

Seating

LARESTA FREESTANDING - LaResta® Day Bed

Three®

THREE - Three Healthcare Seating, Three Lounge Seating

UPHOLSTERY INFORMATION

C.O.M. Fabric

For C.O.M. fabric sent to KI-High Point on multiple rolls, add an additional yard of fabric per roll to the yardage requirements. Multiple rolls have shorter pieces of fabric on them and do not allow nesting and stacking of the fabric to achieve the best yield as is done with one large roll. This results in yardage shortages and requests for additional fabric from the client, which can hold up the order. For each roll that is sent, one yard needs to be added and needs to be added to one of the rolls, not separately.

Fabric Disclaimer

Fabric will be applied as swatched by the fabric manufacturer. Fabric that is required to be applied differently than is swatched will need a Special Cost Request written specifying the direction the fabric is to be applied. The posted standard lead time will apply to the Special Cost Request.

FINISH INFORMATION

SPECIAL FINISH MATCHES

KI can match special finish requests at an upcharge of \$68 List per item, up to 12 or a maximum charge of \$818 List per order per color. Special finish requests must be sent to your KI customer service representative.

Upon receipt from KI, the finishing department will prepare a "strike-off" which will be sent to the customer for approval.

The approval form accompanying the strike-off should be faxed to your KI customer service representative. Upon receipt of the

signed approval form, KI will proceed with the order. Disapproved samples may be sent back to KI directly with an explanation of disapproval. A Special Finish Number (SFN) will be assigned to this finish sample for future reference or reorders



INFORMATION

Warranty

Refer to KI Terms & Conditions document or visit ki.com

Soltice®

Multiple Seating



SGC

MODEL	Features	COM	MODEL NUMBER					
			Basic Model	Non-Contrast or Fabric Contrast 1	Fabric Contrast 2	Wood Finish	TB133	Moisture Barrier
Guest Chair (Armless) • 1 = Back and side panels (Fabric Contrast 1) C.O.M. = 2 yd • 2 = Seat (Fabric Contrast 2) C.O.M. = 1 yd	Non-contrast	2.25 yd	SAC/NC	□□□□		□□□	□□□	□□□
	Contrast		SAC/FC	□□□□	□□□□	□□□	□□□	□□□

A B C D E F

HOW TO ORDER

Indicate the following information on order form:

1. Quantity of each item.
2. Model number, including options. See "How To Build a Model Number".
3. Any special service required.

Note: • The □ indicates that a choice is required.

- The absence of the □ indicates that no choice is required.
- Alpha-numeric characters in place of □ indicate that no other alternatives are available.

HOW TO BUILD A MODEL NUMBER

See pricing column for moisture barrier upcharge.

- A** Select basic model.
- B** Select non-contrast or fabric contrast 1.
Refer to color addendum at ki.com or KI Fabrics & Finishes binder.
- C** Select fabric contrast 2.
Refer to color addendum at ki.com or KI Fabrics & Finishes binder.
- D** Select wood finish color.
Refer to color addendum at ki.com or KI Fabrics & Finishes binder.
For Kensington Maple add upcharge.
- E** Select fire code.
NFR - Compliance to TB 117-2013
FR - Compliance to TB 133
See pricing column for TB133 upcharge.
- F** Select moisture barrier.
NMB - No moisture barrier
MB - Moisture barrier

KENSINGTON MAPLE UPCHARGE

Kensington Maple requires extended leadtimes.

Model
SAC/NC \$37
SAC/FC \$37



Approx. Packaged Weight	Grade C.O.M.	Grade C	Grade D	Grade E & C.O.L.	Grade F	Grade G	Grade H	Grade I	Grade J	Grade K	Grade L Leather	Grade M Leather	TB133 add to list price	Moisture Barrier add to list price
38.0#	\$ 1338	\$ 1353	\$ 1381	\$ 1412	\$ 1436	\$ 1478	\$ 1523	\$ 1578	\$ 1688	\$ 1795	\$ 1904	\$ 2124	\$ 250	\$ 107
38.0#	1394	1410	1438	1472	1492	1535	1581	1635	1745	1853	1960	2181	250	107

UPHOLSTERY INFORMATION

C.O.M. Requirements

C.O.M. yardage requirements listed above are based on plain goods 54" wide. If less than 54" wide or fabrics requiring matching (stripes, plaids, prints, large patterns), additional yardage will be needed. Consult C.O.M. matrix for additional yardage needed. For C.O.M. fabric sent to KI-High Point on multiple rolls, add an additional yard of fabric per roll to the yardage requirements.

C.O.L. Requirements

Figure 18 sq. ft. of leather (C.O.L.) for each yard shown (i.e., 4.75 x 18 = 85.5 sq. ft).

Contrasting Upholstery

When contrasting fabric is chosen, price at highest in-grade.

Minimum Fabric/Leather Quantity

Minimum order for fabric is 1 yard. Minimum order for leather is 1 hide (approximately 50 sq. ft).

California TB133 Fire Safety Code

The above seating products can be manufactured using the appropriate flame-retardant materials and fabric selections for compliance to California Technical Bulletin 133. See pricing column for upcharge. Please contact KI customer service for fabric compliance. Not available with moisture barrier.

Construction

Frames are constructed of kiln-dried lumber and laminated hardwood plywood. Express wood components finished with catalyzed varnish (specify finish when ordering). Tight seats and backs sprung with stretch strap webbing stapled into position. Multiple densities of polyurethane foam covered with a layer of .75 super soft foam. Seats, backs and arms are field-replaceable.

SPECIAL SERVICES

Special Carton Marking

With specially marked information N/C



Shipping

Shipped **assembled freight prepaid f.o.b. High Point, North Carolina 27263** factory. Freight class #175.

Specifications and prices are subject to change without prior notice.

Soltice®

Multiple Seating

	Features	COM	MODEL NUMBER								Approx. Packaged Weight
			Basic Model	Table Connect	Non-Contrast or Fabric Contrast 1	Fabric Contrast 2	Wood Finish	Arm Cap	TB133	Moisture Barrier	
	Non-contrast	1.5 yd	SOC/NC	□□□□	□□□□		□□□	□□□	□□□	□□□	38.0#
	Contrast		SOC/FC	□□□□	□□□□	□□□□	□□□	□□□	□□□	□□□	38.0#
<p>SOMS</p> <p>One Seat (Open Arm)</p> <ul style="list-style-type: none"> • 1 = Back (Fabric Contrast 1) C.O.M. = 1.25 yd • 2 = Seat (Fabric Contrast 2) C.O.M. = 1 yd 											
	Non-contrast	2.5 yd	SPC/NC	□□□□	□□□□		□□□	□□□	□□□	□□□	38.0#
	Contrast		SPC/FC	□□□□	□□□□	□□□□	□□□	□□□	□□□	□□□	38.0#
<p>SOMS</p> <p>One Seat (Closed Arm)</p> <ul style="list-style-type: none"> • 1 = Back and arms (Fabric Contrast 1) C.O.M. = 1.5 yd • 2 = Seat (Fabric Contrast 2) C.O.M. = 1 yd 											
			A	B	C	D	E	F	G	H	

HOW TO ORDER

Indicate the following information on order form:

- Quantity of each item.
- Model number, including options. See "How To Build a Model Number".
- Any special service required.

Note: • The □ indicates that a choice is required.
 • The absence of the □ indicates that no choice is required.
 • Alpha-numeric characters in place of □ indicate that no other alternatives are available.

HOW TO BUILD A MODEL NUMBER

- A** Select basic model.
- B** Select table connection.
 - NT - No connecting table
 - LT - Left facing table connectors
 - RT - Right facing table connectors
 - LTRT - Left and Right table connectors
 Left connector = right side when seated.
 Right connector = left side when seated.
- C** Select non-contrast or fabric contrast 1. Refer to color addendum at ki.com or KI Fabrics & Finishes binder.
- D** Select fabric contrast 2. Refer to color addendum at ki.com or KI Fabrics & Finishes binder.
- E** Select wood finish color. Refer to color addendum at ki.com or KI Fabrics & Finishes binder. For Kensington Maple add upcharge.
- F** Select armcaps.
 - WAC - Wood armcaps (pair)
 - PAC - Black poly; add \$143
 Upcharge for two armcaps.
- G** Select fire code.
 - NFR - Compliance to TB 117-2013
 - FR - Compliance to TB 133
 See pricing column for TB133 upcharge.
- H** Select moisture barrier.
 - NMB - No moisture barrier
 - MB - Moisture barrier
 See pricing column for moisture barrier upcharge.

KENSINGTON MAPLE UPCHARGE

Kensington Maple requires extended leadtimes.

Model	
SOC/NC	\$49
SOC/FC	\$49
SOCC/NC	\$93
SOCC/FC	\$93
SOCCC/NC	\$123
SOCCC/FC	\$123
SPC/NC	\$49
SPC/FC	\$49
SPCC/NC	\$85
SPCC/FC	\$85
SPCCC/NC	\$68
SPCCC/FC	\$68



Grade C.O.M.	Grade C	Grade D	Grade E & C.O.L.	Grade F	Grade G	Grade H	Grade I	Grade J	Grade K	Grade L Leather	Grade M Leather	TB133 add to list price	Moisture Barrier add to list price
\$ 1272	\$ 1281	\$ 1301	\$ 1321	\$ 1338	\$ 1365	\$ 1394	\$ 1431	\$ 1505	\$ 1578	\$ 1651	\$ 1795	\$ 176	\$ 107
1330	1340	1358	1381	1394	1423	1452	1489	1563	1635	1707	1853	176	107
\$ 1389	\$ 1406	\$ 1433	\$ 1466	\$ 1488	\$ 1531	\$ 1577	\$ 1628	\$ 1739	\$ 1848	\$ 1956	\$ 2175	\$ 250	\$ 107
1448	1462	1490	1523	1546	1587	1633	1688	1797	1906	2014	2232	250	107

INFORMATION

C.O.M. and C.O.L. Requirements

C.O.M. yardage requirements listed above are based on plain goods 54" wide. If less than 54" wide or fabrics requiring matching (stripes, plaids, prints, large patterns), additional yardage will be needed. Consult C.O.M. matrix for additional yardage needed. For C.O.M. fabric sent to KI-High Point on multiple rolls, add an additional yard of fabric per roll to the yardage requirements.

C.O.L. Requirements

Figure 18 sq. ft. of leather (C.O.L.) for each yard shown (i.e., 4.75 x 18 = 85.5 sq ft).

Contrasting Upholstery

When contrasting fabric is chosen, price at highest in-grade.

Minimum Fabric/Leather Quantity

Minimum order for fabric is 1 yard. Minimum order for leather is 1 hide (approximately 50 sq. ft).

California TB133 Fire Safety Code

The above seating products can be manufactured using the appropriate flame-retardant materials and fabric selections for compliance to California Technical Bulletin 133. See pricing column for upcharge. Please contact KI customer service for fabric compliance. Not available with moisture barrier.

Construction

Frame constructed of kiln-dried lumber and laminated hardwood plywood. Exposed wood components finished with catalyzed varnish (specify finish when ordering). Tight seats and backs sprung with stretch strap webbing stapled into position. Multiple densities of polyurethane foam covered with a layer of .75 super soft foam. Seats, backs and arms are field replaceable.

Note:

For replacement components on Multiple Seating, use Guest Chair replacement parts.

SPECIAL SERVICES

Special Carton Marking

With specially marked information N/C



Shipping

Shipped **assembled freight prepaid f.o.b. High Point, North Carolina 27263** factory. Freight class #175.

Specifications and prices are subject to change without prior notice.

Soltice®

Multiple Seating

		MODEL NUMBER									Approx. Packaged Weight
Features	COM	Basic Model	Table Connect	Non-Contrast or Fabric Contrast 1	Fabric Contrast 2	Wood Finish	Arm Cap	TB133	Moisture Barrier		
	Non-contrast	3 yd	SOCC/NC	<input type="checkbox"/> <input type="checkbox"/> <input type="checkbox"/> <input type="checkbox"/>	<input type="checkbox"/> <input type="checkbox"/> <input type="checkbox"/> <input type="checkbox"/>		<input type="checkbox"/> <input type="checkbox"/>	<input type="checkbox"/> <input type="checkbox"/>	<input type="checkbox"/> <input type="checkbox"/>	<input type="checkbox"/> <input type="checkbox"/>	66.0#
	Contrast		SOCC/FC	<input type="checkbox"/> <input type="checkbox"/> <input type="checkbox"/> <input type="checkbox"/>	<input type="checkbox"/> <input type="checkbox"/> <input type="checkbox"/> <input type="checkbox"/>	<input type="checkbox"/> <input type="checkbox"/> <input type="checkbox"/> <input type="checkbox"/>	<input type="checkbox"/> <input type="checkbox"/>	<input type="checkbox"/> <input type="checkbox"/>	<input type="checkbox"/> <input type="checkbox"/>	<input type="checkbox"/> <input type="checkbox"/>	66.0#
<p>SOMS</p> <p>Two Seat Unit (Open Arm)</p> <ul style="list-style-type: none"> 1 = Back (Fabric Contrast 1) C.O.M. = 1.75 yd 2 = Seat (Fabric Contrast 2) C.O.M. = 1.5 yd 											
	Non-contrast	4.5 yd	SPCC/NC	<input type="checkbox"/> <input type="checkbox"/> <input type="checkbox"/> <input type="checkbox"/>	<input type="checkbox"/> <input type="checkbox"/> <input type="checkbox"/> <input type="checkbox"/>		<input type="checkbox"/> <input type="checkbox"/>	<input type="checkbox"/> <input type="checkbox"/>	<input type="checkbox"/> <input type="checkbox"/>	<input type="checkbox"/> <input type="checkbox"/>	67.0#
	Contrast		SPCC/FC	<input type="checkbox"/> <input type="checkbox"/> <input type="checkbox"/> <input type="checkbox"/>	<input type="checkbox"/> <input type="checkbox"/> <input type="checkbox"/> <input type="checkbox"/>	<input type="checkbox"/> <input type="checkbox"/> <input type="checkbox"/> <input type="checkbox"/>	<input type="checkbox"/> <input type="checkbox"/>	<input type="checkbox"/> <input type="checkbox"/>	<input type="checkbox"/> <input type="checkbox"/>	<input type="checkbox"/> <input type="checkbox"/>	67.0#
<p>SOMS</p> <p>Two Seat Unit (Closed Arm)</p> <ul style="list-style-type: none"> 1 = Back and arms (Fabric Contrast 1) C.O.M. = 3 yd 2 = Seat (Fabric Contrast 2) C.O.M. = 1.5 yd 											
			A	B	C	D	E	F	G	H	

HOW TO ORDER

Indicate the following information on order form:

- Quantity of each item.
- Model number, including options. See "How To Build a Model Number".
- Any special service required.

Note:

- The indicates that a choice is required.
- The absence of the indicates that no choice is required.
- Alpha-numeric characters in place of indicate that no other alternatives are available.

HOW TO BUILD A MODEL NUMBER

- A** Select basic model.
 - NT - No connecting table
 - LT - Left facing table connectors
 - RT - Right facing table connectors
 - LTRT - Left and Right table connectors

Left connector = right side when seated.
Right connector = left side when seated.
- C** Select non-contrast or fabric contrast 1. Refer to color addendum at ki.com or KI Fabrics & Finishes binder.
- D** Select fabric contrast 2. Refer to color addendum at ki.com or KI Fabrics & Finishes binder.
- E** Select wood finish color. Refer to color addendum at ki.com or KI Fabrics & Finishes binder. For Kensington Maple add upcharge.

- F** Select armcaps.
 - WAC - Wood armcaps (pair)
 - PAC - Black poly; add \$215

Upcharge for three armcaps.
- G** Select fire code.
 - NFR - Compliance to TB 117-2013
 - FR - Compliance to TB 133

See pricing column for TB133 upcharge.
- H** Select moisture barrier.
 - NMB - No moisture barrier
 - MB - Moisture barrier

See pricing column for moisture barrier upcharge.

KENSINGTON MAPLE UPCHARGE

Kensington Maple requires extended leadtimes.

Model	Price
SOC/NC	\$49
SOC/FC	\$49
SOCC/NC	\$93
SOCC/FC	\$93
SOCCC/NC	\$123
SOCCC/FC	\$123
SPC/NC	\$49
SPC/FC	\$49
SPCC/NC	\$85
SPCC/FC	\$85
SPCCC/NC	\$68
SPCCC/FC	\$68



Grade C.O.M.	Grade C	Grade D	Grade E & C.O.L.	Grade F	Grade G	Grade H	Grade I	Grade J	Grade K	Grade L Leather	Grade M Leather	TB133 add to list price	Moisture Barrier add to list price
\$ 2185	\$ 2208	\$ 2242	\$ 2288	\$ 2315	\$ 2372	\$ 2432	\$ 2504	\$ 2652	\$ 2797	\$ 2941	\$ 3233	\$ 309	\$ 227
2258	2279	2315	2362	2391	2447	2505	2578	2722	2872	3016	3308	309	227
\$ 2528	\$ 2561	\$ 2615	\$ 2680	\$ 2721	\$ 2810	\$ 2896	\$ 3009	\$ 3227	\$ 3444	\$ 3664	\$ 4100	\$ 564	\$ 238
2601	2633	2689	2753	2797	2885	2972	3082	3299	3517	3738	4174	250	238

INFORMATION

C.O.M. and C.O.L. Requirements

C.O.M. yardage requirements listed above are based on plain goods 54" wide. If less than 54" wide or fabrics requiring matching (stripes, plaids, prints, large patterns), additional yardage will be needed. Consult C.O.M. matrix for additional yardage needed. For C.O.M. fabric sent to KI-High Point on multiple rolls, add an additional yard of fabric per roll to the yardage requirements.

C.O.L. Requirements

Figure 18 sq. ft. of leather (C.O.L.) for each yard shown (i.e., 4.75 x 18 = 85.5 sq ft).

Contrasting Upholstery

When contrasting fabric is chosen, price at highest in-grade.

Minimum Fabric/Leather Quantity

Minimum order for fabric is 1 yard. Minimum order for leather is 1 hide (approximately 50 sq. ft).

California TB133 Fire Safety Code

The above seating products can be manufactured using the appropriate flame-retardant materials and fabric selections for compliance to California Technical Bulletin 133. See pricing column for upcharge. Please contact KI customer service for fabric compliance. Not available with moisture barrier.

Construction

Frame constructed of kiln-dried lumber and laminated hardwood plywood. Exposed wood components finished with catalyzed varnish (specify finish when ordering). Tight seats and backs sprung with stretch strap webbing stapled into position. Multiple densities of polyurethane foam covered with a layer of .75 super soft foam. Seats, backs and arms are field replaceable.

Note:

For replacement components on Multiple Seating, use Guest Chair replacement parts.

SPECIAL SERVICES

Special Carton Marking

With specially marked information N/C



Shipping

Shipped **assembled freight prepaid f.o.b. High Point, North Carolina 27263** factory. Freight class #175.

Specifications and prices are subject to change without prior notice.

Soltice®

Multiple Seating

		MODEL NUMBER								Approx. Packaged Weight
Features	COM	Basic Model	Table Connect	Non-Contrast or Fabric Contrast 1	Fabric Contrast 2	Wood Finish	Arm Cap	TB133	Moisture Barrier	
	Non-contrast	4.5 yd	SOCCC/NC	<input type="checkbox"/> <input type="checkbox"/> <input type="checkbox"/> <input type="checkbox"/>	<input type="checkbox"/> <input type="checkbox"/> <input type="checkbox"/> <input type="checkbox"/>		<input type="checkbox"/> <input type="checkbox"/> <input type="checkbox"/>	<input type="checkbox"/> <input type="checkbox"/> <input type="checkbox"/>	<input type="checkbox"/> <input type="checkbox"/> <input type="checkbox"/>	95.0#
	Contrast		SOCCC/FC	<input type="checkbox"/> <input type="checkbox"/> <input type="checkbox"/> <input type="checkbox"/>	<input type="checkbox"/> <input type="checkbox"/> <input type="checkbox"/> <input type="checkbox"/>	<input type="checkbox"/> <input type="checkbox"/> <input type="checkbox"/> <input type="checkbox"/>	<input type="checkbox"/> <input type="checkbox"/> <input type="checkbox"/>	<input type="checkbox"/> <input type="checkbox"/> <input type="checkbox"/>	<input type="checkbox"/> <input type="checkbox"/> <input type="checkbox"/>	<input type="checkbox"/> <input type="checkbox"/> <input type="checkbox"/>
<p>SOMS</p> <p>Three Seat Unit (Open Arm)</p> <ul style="list-style-type: none"> • 1 = Back (Fabric Contrast 1) C.O.M. = 2.75 yd • 2 = Seat (Fabric Contrast 2) C.O.M. = 2 yd 										
	Non-contrast	5.5 yd	SPCCC/NC	<input type="checkbox"/> <input type="checkbox"/> <input type="checkbox"/> <input type="checkbox"/>	<input type="checkbox"/> <input type="checkbox"/> <input type="checkbox"/> <input type="checkbox"/>		<input type="checkbox"/> <input type="checkbox"/> <input type="checkbox"/>	<input type="checkbox"/> <input type="checkbox"/> <input type="checkbox"/>	<input type="checkbox"/> <input type="checkbox"/> <input type="checkbox"/>	96.0#
	Contrast		SPCCC/FC	<input type="checkbox"/> <input type="checkbox"/> <input type="checkbox"/> <input type="checkbox"/>	<input type="checkbox"/> <input type="checkbox"/> <input type="checkbox"/> <input type="checkbox"/>	<input type="checkbox"/> <input type="checkbox"/> <input type="checkbox"/> <input type="checkbox"/>	<input type="checkbox"/> <input type="checkbox"/> <input type="checkbox"/>	<input type="checkbox"/> <input type="checkbox"/> <input type="checkbox"/>	<input type="checkbox"/> <input type="checkbox"/> <input type="checkbox"/>	<input type="checkbox"/> <input type="checkbox"/> <input type="checkbox"/>
<p>SOMS</p> <p>Three Seat Unit (Closed Arm)</p> <ul style="list-style-type: none"> • 1 = Back and arms (Fabric Contrast 1) C.O.M. = 4.5 yd • 2 = Seat (Fabric Contrast 2) C.O.M. = 2 yd 										
			A	B	C	D	E	F	G	H

HOW TO ORDER

Indicate the following information on order form:

- Quantity of each item.
- Model number, including options. See "How To Build a Model Number".
- Any special service required.

Note: • The indicates that a choice is required.
 • The absence of the indicates that no choice is required.
 • Alpha-numeric characters in place of indicate that no other alternatives are available.

HOW TO BUILD A MODEL NUMBER

- A** Select basic model.
- B** Select table connection.
 - NT** - No connecting table
 - LT** - Left facing table connectors
 - RT** - Right facing table connectors
 - LTRT** - Left and Right table connectors
 Left connector = right side when seated.
 Right connector = left side when seated.
- C** Select non-contrast or fabric contrast 1. Refer to color addendum at ki.com or KI Fabrics & Finishes binder.
- D** Select fabric contrast 2. Refer to color addendum at ki.com or KI Fabrics & Finishes binder.
- E** Select wood finish color. Refer to color addendum at ki.com or KI Fabrics & Finishes binder. For Kensington Maple add upcharge.

- F** Select armcaps.
 - WAC** - Wood armcaps (pair)
 - PAC** - Black poly; add \$286
 Upcharge for four armcaps.
- G** Select fire code.
 - NFR** - Compliance to TB 117-2013
 - FR** - Compliance to TB 133
 See pricing column for TB133 upcharge.
- H** Select moisture barrier.
 - NMB** - No moisture barrier
 - MB** - Moisture barrier
 See pricing column for moisture barrier upcharge.

KENSINGTON MAPLE UPCHARGE

Kensington Maple requires extended leadtimes.

Model	
SOC/NC	\$49
SOC/FC	\$49
SOCCC/NC	\$93
SOCCC/FC	\$93
SOCCC/NC	\$123
SOCCC/FC	\$123
SPC/NC	\$49
SPC/FC	\$49
SPCC/NC	\$85
SPCC/FC	\$85
SPCCC/NC	\$68
SPCCC/FC	\$68



Grade C.O.M.	Grade C	Grade D	Grade E & C.O.L.	Grade F	Grade G	Grade H	Grade I	Grade J	Grade K	Grade L Leather	Grade M Leather	TB133 add to list price	Moisture Barrier add to list price
\$ 3212	\$ 3242	\$ 3299	\$ 3364	\$ 3407	\$ 3495	\$ 3581	\$ 3692	\$ 3909	\$ 4128	\$ 4349	\$ 4784	\$ 464	\$ 358
3320	3355	3408	3475	3517	3606	3692	3804	4020	4239	4457	4893	464	358
\$ 3487	\$ 3535	\$ 3616	\$ 3724	\$ 3781	\$ 3913	\$ 4044	\$ 4208	\$ 4535	\$ 4865	\$ 5190	\$ 5846	\$ 708	\$ 358
3597	3644	3727	3834	3892	4022	4154	4318	4645	4973	5300	5953	708	358

INFORMATION

C.O.M. and C.O.L. Requirements

C.O.M. yardage requirements listed above are based on plain goods 54" wide. If less than 54" wide or fabrics requiring matching (stripes, plaids, prints, large patterns), additional yardage will be needed. Consult C.O.M. matrix for additional yardage needed. For C.O.M. fabric sent to KI-High Point on multiple rolls, add an additional yard of fabric per roll to the yardage requirements.

C.O.L. Requirements

Figure 18 sq. ft. of leather (C.O.L.) for each yard shown (i.e., 4.75 x 18 = 85.5 sq ft).

Contrasting Upholstery

When contrasting fabric is chosen, price at highest in-grade.

Minimum Fabric/Leather Quantity

Minimum order for fabric is 1 yard. Minimum order for leather is 1 hide (approximately 50 sq. ft).

California TB133 Fire Safety Code

The above seating products can be manufactured using the appropriate flame-retardant materials and fabric selections for compliance to California Technical Bulletin 133. See pricing column for upcharge. Please contact KI customer service for fabric compliance. Not available with moisture barrier.

Construction

Frame constructed of kiln-dried lumber and laminated hardwood plywood. Exposed wood components finished with catalyzed varnish (specify finish when ordering). Tight seats and backs sprung with stretch strap webbing stapled into position. Multiple densities of polyurethane foam covered with a layer of .75 super soft foam. Seats, backs and arms are field replaceable.

Note:

For replacement components on Multiple Seating, use Guest Chair replacement parts.

SPECIAL SERVICES

Special Carton Marking

With specially marked information N/C

Shipping

Shipped **assembled freight prepaid f.o.b. High Point, North Carolina 27263** factory. Freight class #175.

Specifications and prices are subject to change without prior notice.

Soltice®

Multiple Seating

	MODEL	COM	MODEL NUMBER						Approx. Packaged Weight	
			Basic Model	Non-Contrast or Fabric Contrast 1	Wood Finish	Arm Cap	Fire Code	Moisture Barrier		
SORP	Chair Replacement Back	1.25 yd	SMS-BK	□□□				□□□	□□□	0.0#
SORP	Chair Replacement Seat	1 yd	SMS-ST	□□□				□□□	□□□	0.0#
SORP	Chair Replacement Arm (Open Arm)		SMS-OA/LF		□□□	□□□				0.0#
			SMS-OA/RF		□□□	□□□				0.0#
SORP	Chair Replacement Arm (Closed Arm)	1 yd	SMS-CA/LF	□□□	□□□	□□□	□□□	□□□	□□□	0.0#
			SMS-CA/RF	□□□	□□□	□□□	□□□	□□□	□□□	0.0#
SORP	Chair Replacement Arm (Armless)	1.75 yd	SMS-AL	□□□	□□□			□□□	□□□	0.0#
SORP	Chair Replacement Armcaps		SMS-AC		□□□	□□□				0.0#

A

B

C

D

E

F

HOW TO ORDER

Indicate the following information on order form:

- Quantity of each item.
- Model number, including options. See "How To Build a Model Number".
- Any special service required.

Note: • The □ indicates that a choice is required.

- The absence of the □ indicates that no choice is required.
- Alpha-numeric characters in place of □ indicate that no other alternatives are available.

HOW TO BUILD A MODEL NUMBER

- A** Select basic model.
- B** Select non-contrast or fabric contrast 1. Refer to color addendum at ki.com or KI Fabrics & Finishes binder.
- C** Select wood finish color.
- D** Select armcaps.
WAC - Wood armcaps (pair)
PAC - Black poly; add \$143
 Upcharge for two armcaps.
- E** Select fire code.
NFR - Compliance to TB 117-2013
FR - Compliance to TB 133
 See pricing column for TB133 upcharge.
- F** Select moisture barrier.
NMB - No moisture barrier
MB - Moisture barrier
 See pricing column for moisture barrier upcharge.

KENSINGTON MAPLE UPCHARGE

Kensington Maple requires extended leadtimes.

Model	
SMS-OA	\$93
SMS-AC	\$123



Delivered Pricing	Grade C.O.M.	Grade C	Grade D	Grade E & C.O.L.	Grade F	Grade G	Grade H	Grade I	Grade J	Grade K	Grade L Leather	Grade M Leather	TB133 add to list price	Moisture Barrier add to list price
N/A	\$ 527	\$ 538	\$ 552	\$ 572	\$ 584	\$ 607	\$ 632	\$ 662	\$ 721	\$ 782	\$ 844	\$ 964	\$ 123	\$ 116
N/A	\$ 563	\$ 571	\$ 582	\$ 596	\$ 606	\$ 626	\$ 645	\$ 667	\$ 717	\$ 767	\$ 815	\$ 915	\$ 113	\$ 111
\$ 328													N/A	N/A
328													N/A	N/A
N/A	\$ 494	\$ 502	\$ 517	\$ 528	\$ 539	\$ 559	\$ 578	\$ 603	\$ 651	\$ 700	\$ 749	\$ 845	\$ 79	\$ 74
N/A	494	502	517	528	539	559	578	603	651	700	749	845	79	74
N/A	\$ 484	\$ 495	\$ 519	\$ 542	\$ 560	\$ 594	\$ 628	\$ 670	\$ 755	\$ 840	\$ 925	\$ 1096	\$ 79	\$ 79
\$ 262													N/A	N/A

UPHOLSTERY INFORMATION

C.O.M. Requirements

C.O.M. yardage requirements listed above are based on plain goods 54" wide. If less than 54" wide or fabrics requiring matching (stripes, plaids, prints, large patterns), additional yardage will be needed. Consult C.O.M. matrix for additional yardage needed. For C.O.M. fabric sent to KI-High Point on multiple rolls, add an additional yard of fabric per roll to the yardage requirements.

C.O.L. Requirements

Figure 18 sq. ft. of leather (C.O.L.) for each yard shown (i.e., 4.75 x 18 = 85.5 sq. ft).

Contrasting Upholstery

When contrasting fabric is chosen, price at highest in-grade.

Minimum Fabric/Leather Quantity

Minimum order for fabric is 1 yard. Minimum order for leather is 1 hide (approximately 50 sq. ft).

California TB133 Fire Safety Code

The above seating products can be manufactured using the appropriate flame-retardant materials and fabric selections for compliance to California Technical Bulletin 133. See pricing column for upcharge. Please contact KI customer service for fabric compliance. Not available with moisture barrier.

Construction

Frames are constructed of kiln-dried lumber and laminated hardwood plywood. Express wood components finished with catalyzed varnish (specify finish when ordering). Tight seats and backs sprung with stretch strap webbing stapled into position. Multiple densities of polyurethane foam covered with a layer of .75 super soft foam. Seats, backs and arms are field-replaceable.

SPECIAL SERVICES

Special Carton Marking

With specially marked information N/C

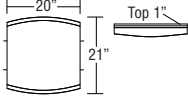
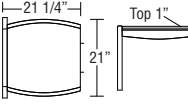
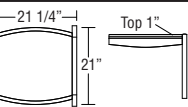
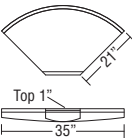
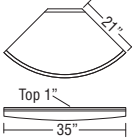
Shipping

Shipped **assembled freight prepaid f.o.b. High Point, North Carolina 27263** factory. Freight class #175.

Specifications and prices are subject to change without prior notice.

Soltice®

Connecting Tables

MODEL	Features	MODEL NUMBER			Approx. Packaged Weight
		Basic Model	Wood Finish	Laminate Color	
 <p>Center Connection Table • 18" height</p>	Laminate Top	ST.L	<input type="checkbox"/> <input type="checkbox"/> <input type="checkbox"/>	<input type="checkbox"/> <input type="checkbox"/> <input type="checkbox"/>	31.0#
	Wood Veneer Top	ST.V	<input type="checkbox"/> <input type="checkbox"/> <input type="checkbox"/>		31.0#
SLCT					
 <p>End Table-Left • 18" height</p>	Laminate Top	ST.L.L	<input type="checkbox"/> <input type="checkbox"/> <input type="checkbox"/>	<input type="checkbox"/> <input type="checkbox"/> <input type="checkbox"/>	40.0#
	Wood Veneer Top	ST.L.V	<input type="checkbox"/> <input type="checkbox"/> <input type="checkbox"/>		40.0#
SLCT					
 <p>End Table-Right • 18" height</p>	Laminate Top	ST.R.L	<input type="checkbox"/> <input type="checkbox"/> <input type="checkbox"/>	<input type="checkbox"/> <input type="checkbox"/> <input type="checkbox"/>	40.0#
	Wood Veneer Top	ST.R.V	<input type="checkbox"/> <input type="checkbox"/> <input type="checkbox"/>		40.0#
SLCT					
 <p>90 Degree Connector Table-Inside • 18" height</p>	Laminate Top	ST90.I.L	<input type="checkbox"/> <input type="checkbox"/> <input type="checkbox"/>	<input type="checkbox"/> <input type="checkbox"/> <input type="checkbox"/>	26.0#
	Wood Veneer Top	ST90.I.V	<input type="checkbox"/> <input type="checkbox"/> <input type="checkbox"/>		26.0#
SLCT					
 <p>90 Degree Connector Table-Outside • 18" height</p>	Laminate Top	ST90.O.L	<input type="checkbox"/> <input type="checkbox"/> <input type="checkbox"/>	<input type="checkbox"/> <input type="checkbox"/> <input type="checkbox"/>	26.0#
	Wood Veneer Top	ST90.O.V	<input type="checkbox"/> <input type="checkbox"/> <input type="checkbox"/>		26.0#
SLCT					

A **B** **C**

HOW TO ORDER

Indicate the following information on order form:

- Quantity of each item.
- Model number, including options. See "How To Build a Model Number".
- Any special service required.

Note: • The indicates that a choice is required.

- The absence of the indicates that no choice is required.
- Alpha-numeric characters in place of indicate that no other alternatives are available.

HOW TO BUILD A MODEL NUMBER

- A** Select basic model.
- B** Select wood finish color.
Refer to color addendum at ki.com or KI Fabrics & Finishes binder.
For Kensington Maple add upcharge.
- C** Select laminate color.
Refer to color addendum at ki.com or KI Fabrics & Finishes binder.

KENSINGTON MAPLE UPCHARGE

Kensington Maple Upcharge

Kensington Maple requires extended leadtimes.

Model	
ST.L	\$41
ST.V	\$41
ST.L.L	\$59
ST.L.V	\$59
ST.R.L	\$59
ST.R.V	\$59
ST90.I.L	\$70
ST90.I.V	\$70
ST90.O.L	\$70
ST90.O.V	\$70

Construction

Constructed of kiln-dried hardwood and veneers.



Delivered
Pricing

\$ 637

666

\$ 771

798

\$ 771

798

\$ 878

921

\$ 878

921

SPECIAL SERVICES

Special Carton Marking

With specially marked information N/C

Shipping

Shipped **assembled freight prepaid f.o.b. High Point, North Carolina 27263** factory. Freight class #175.

Specifications and prices are subject to change without prior notice.

Strive® Tandem

General Information



1-Place Unit



2-Place Unit



4-Place Unit

Features				
Arm	•	•	•	•
Corner tables	•	•	•	•
In-line tables	•	•	•	•
Poly, upholstered seat, or upholstered seat/back	•	•	•	•
General Dimensions				
Seat width	18"	18"	18"	18"
Seat depth	18"	18"	18"	18"
Seat height	17"	17"	17"	17"
Unit width (with arms)		44-1/2"	66-1/2"	92-1/2"
Unit width (no arms)		44-1/2"	66-1/2"	85-1/2"
Unit height	33"	33"	33"	33"
Corner table top	30" x 30"	30" x 30"	30" x 30"	30" x 30"
In-line table	20" x 20"	20" x 20"	20" x 20"	20" x 20"
Table height (all table models)	17"	17"	17"	17"
Width between arms (inside arm)	18"	18"	18"	18"
Arm height from floor	25-3/4"	25-3/4"	25-3/4"	25-3/4"

SPECIFICATIONS

Backrest

Injection molded polypropylene with integral steel cantilever springs. The combination of the slotted polypropylene back and the spring steel provides a supportive flexing back. Springs are nominal 4.5mm diameter chrome silicon valve spring wire.

Seat

Injection-molded polypropylene seat attached directly to the structure.

Optional Upholstered Seat or Seat & Back

Molded urethane foam is attached to an injection molded polypropylene seat board, then upholstered using a draw-string process. The assembled seat pad is attached to the seat by means of hidden fasteners.

Underseat Structure

Support structure is die-formed 13-gauge steel welded to a 1" OD x 14-gauge tubular

steel cross member.

Frame Finish

Baked-on, electrostatically-applied 45 gloss epoxy powder coating.

Tandem Base

Cast aluminum alloy leg section. 14-gauge 1x2" seamless steel column. Upright and base are painted monochromatic with beam and yoke. Columns are welded to a plate which clamps onto beam.

Tandem Arm

Oval tubular steel arm support with self-skinning urethane armrests measuring 10 1/4" long x 4" wide. The tubular arm support is welded to a yoke and then fastened to the beam via a coverplate.

In-Line Table

Solid core top is 20" x 20" x 7/8" with a vinyl bullnose edge.

Corner Table

Solid core top is 30" x 30" x 7/8" with a vinyl bullnose edge.

INFORMATION

C.O.M Testing and Production Requirements

Not all materials are suitable for upholstering this product. A 1-1/2 yd. x 54" sample must be submitted and approved prior to acceptance of an order. If the fabric is directional in pattern or weave, the direction must be indicated on the submitted sample, and additional yardage may be requested.

Test samples must be sent to:

KI
Attn: C.O.M. Specialist
1687 Westminster Drive - Gate 3
Green Bay, WI 54302

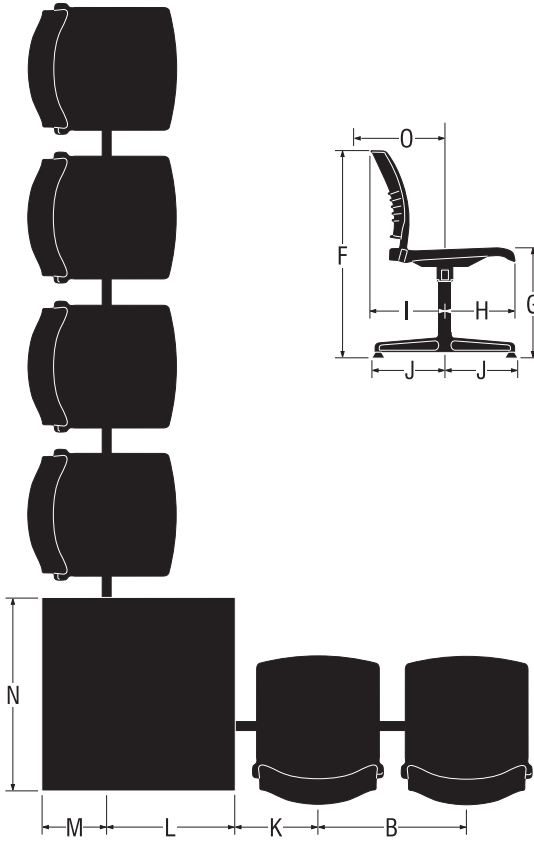
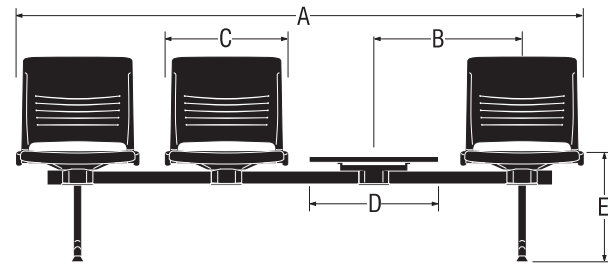
Fabric Disclaimer

Fabric will be applied as swatched by the

fabric manufacturer. Fabric that is required to be applied differently than is swatched will need a Special Cost Request written specifying the direction the fabric is to be applied. The posted standard lead time will apply to the Special Cost Request.

Design

Designed by Giancarlo Piretti and manufactured in the USA by Krueger International, Inc. under license from Pro-Cord S.p.A.



DIMENSIONS




		No Arms	With Arms
A1	2-Place Unit	44 1/2"	44 1/2"
A2	3-Place Unit	66 1/2"	66 1/2"
A3	4-Place Unit	85 1/2"	92 1/2"
B	Additional Places	22"	22"
C	Seat Width	18"	
D	Table Width	20"	
E	Table Height	17"	
F	Unit Height	33"	
G	Seat Height	17"	
H	Beam Center to Front of Seat	10 1/4"	
I	Beam Center to Back of Back	11"	
J	Beam Center to Foot End	11 3/4"	
K	Seat Center to Corner Table		
	Mounting Side	13 1/2"	
L	Beam Center to Corner Table		
	Mounting Side	20"	
M	Beam Center to Corner Table Back	10"	
N	Corner Table Width	30"	
O	Beam Center to Back of Flexed Back	14 1/4"	

INFORMATION

Warranty
Refer to KI Terms & Conditions document or visit ki.com

Strive® Tandem

Multiple Seating

	MODEL	Features	MODEL NUMBER						Approx. Packaged Weight
			Basic Model	Frame Color	Fire Code	Seat & Back Color	Surface Finish	Edge Color	
 <p>ST1P ST2P ST3P ST4P ST5P</p>	Polypropylene - No Arms <ul style="list-style-type: none"> Optional in-line tables 1 seat, 0 in-line table models must connect to a corner table Corner table is ordered separately 	1 Seat, 0 In-Line Table	ST1NAP/S1/IT0	<input type="checkbox"/>	<input type="checkbox"/>	<input type="checkbox"/>			25.0#
		1 Seat, 1 In-Line Table	ST2NAP/S1/IT1	<input type="checkbox"/>	<input type="checkbox"/>	<input type="checkbox"/>	<input type="checkbox"/>	<input type="checkbox"/>	39.0#
		2 Seats, 0 In-Line Table	ST2NAP/S2/IT0	<input type="checkbox"/>	<input type="checkbox"/>	<input type="checkbox"/>			45.0#
		2 Seats, 1 In-Line Table	ST3NAP/S2/IT1	<input type="checkbox"/>	<input type="checkbox"/>	<input type="checkbox"/>	<input type="checkbox"/>	<input type="checkbox"/>	59.0#
		3 Seats, 0 In-Line Table	ST3NAP/S3/IT0	<input type="checkbox"/>	<input type="checkbox"/>	<input type="checkbox"/>			65.0#
		3 Seats, 1 In-line Table	ST4NAP/S3/IT1	<input type="checkbox"/>	<input type="checkbox"/>	<input type="checkbox"/>	<input type="checkbox"/>	<input type="checkbox"/>	79.0#
		4 Seats, 0 In-line Table	ST4NAP/S4/IT0	<input type="checkbox"/>	<input type="checkbox"/>	<input type="checkbox"/>			89.0#
		3 Seats, 2 In-Line Tables	ST5NAP/S3/IT2	<input type="checkbox"/>	<input type="checkbox"/>	<input type="checkbox"/>	<input type="checkbox"/>	<input type="checkbox"/>	98.0#
		4 Seats, 1 In-line Table	ST5NAP/S4/IT1	<input type="checkbox"/>	<input type="checkbox"/>	<input type="checkbox"/>	<input type="checkbox"/>	<input type="checkbox"/>	104.0#
		5 Seats, 0 In-line Table	ST5NAP/S5/IT0	<input type="checkbox"/>	<input type="checkbox"/>	<input type="checkbox"/>			110.0#
 <p>ST1P ST2P ST3P ST4P ST5P</p>	Polypropylene - End Arms Only <ul style="list-style-type: none"> Optional in-line tables 1 seat, 0 in-line table models must connect to a corner table Corner table is ordered separately 	1 Seat, 0 In-Line Table	ST1EAP/S1/IT0	<input type="checkbox"/>	<input type="checkbox"/>	<input type="checkbox"/>			30.0#
		1 Seat, 1 In-Line Table	ST2EAP/S1/IT1	<input type="checkbox"/>	<input type="checkbox"/>	<input type="checkbox"/>	<input type="checkbox"/>	<input type="checkbox"/>	44.0#
		2 Seats, 0 In-Line Table	ST2EAP/S2/IT0	<input type="checkbox"/>	<input type="checkbox"/>	<input type="checkbox"/>			47.0#
		2 Seats, 1 In-Line Table	ST3EAP/S2/IT1	<input type="checkbox"/>	<input type="checkbox"/>	<input type="checkbox"/>	<input type="checkbox"/>	<input type="checkbox"/>	55.0#
		3 Seats, 0 In-Line Table	ST3EAP/S3/IT0	<input type="checkbox"/>	<input type="checkbox"/>	<input type="checkbox"/>			64.0#
		3 Seats, 1 In-line Table	ST4EAP/S3/IT1	<input type="checkbox"/>	<input type="checkbox"/>	<input type="checkbox"/>	<input type="checkbox"/>	<input type="checkbox"/>	70.0#
		4 Seats, 0 In-line Table	ST4EAP/S4/IT0	<input type="checkbox"/>	<input type="checkbox"/>	<input type="checkbox"/>			81.0#
		3 Seats, 2 In-Line Tables	ST5EAP/S3/IT2	<input type="checkbox"/>	<input type="checkbox"/>	<input type="checkbox"/>	<input type="checkbox"/>	<input type="checkbox"/>	89.0#
		4 Seats, 1 In-line Table	ST5EAP/S4/IT1	<input type="checkbox"/>	<input type="checkbox"/>	<input type="checkbox"/>	<input type="checkbox"/>	<input type="checkbox"/>	100.0#
		5 Seats, 0 In-line Table	ST5EAP/S5/IT0	<input type="checkbox"/>	<input type="checkbox"/>	<input type="checkbox"/>			105.0#
 <p>ST1P ST2P ST3P ST4P ST5P</p>	Polypropylene - Arms <ul style="list-style-type: none"> Optional in-line tables 1 seat, 0 in-line table models must connect to a corner table Corner table is ordered separately 	1 Seat, 0 In-Line Table	ST1AAP/S1/IT0	<input type="checkbox"/>	<input type="checkbox"/>	<input type="checkbox"/>			30.0#
		1 Seat, 1 In-Line Table	ST2AAP/S1/IT1	<input type="checkbox"/>	<input type="checkbox"/>	<input type="checkbox"/>	<input type="checkbox"/>	<input type="checkbox"/>	44.0#
		2 Seats, 0 In-Line Table	ST2AAP/S2/IT0	<input type="checkbox"/>	<input type="checkbox"/>	<input type="checkbox"/>			55.0#
		2 Seats, 1 In-Line Table	ST3AAP/S2/IT1	<input type="checkbox"/>	<input type="checkbox"/>	<input type="checkbox"/>	<input type="checkbox"/>	<input type="checkbox"/>	69.0#
		3 Seats, 0 In-Line Table	ST3AAP/S3/IT0	<input type="checkbox"/>	<input type="checkbox"/>	<input type="checkbox"/>			80.0#
		3 Seats, 1 In-line Table	ST4AAP/S3/IT1	<input type="checkbox"/>	<input type="checkbox"/>	<input type="checkbox"/>	<input type="checkbox"/>	<input type="checkbox"/>	94.0#
		4 Seats, 0 In-line Table	ST4AAP/S4/IT0	<input type="checkbox"/>	<input type="checkbox"/>	<input type="checkbox"/>			105.0#
		3 Seats, 2 In-Line Tables	ST5AAP/S3/IT2	<input type="checkbox"/>	<input type="checkbox"/>	<input type="checkbox"/>	<input type="checkbox"/>	<input type="checkbox"/>	113.0#
		4 Seats, 1 In-line Table	ST5AAP/S4/IT1	<input type="checkbox"/>	<input type="checkbox"/>	<input type="checkbox"/>	<input type="checkbox"/>	<input type="checkbox"/>	124.0#
		5 Seats, 0 In-line Table	ST5AAP/S5/IT0	<input type="checkbox"/>	<input type="checkbox"/>	<input type="checkbox"/>			135.0#

A

B

C

D

E

F

HOW TO ORDER

Indicate the following information on order form:

- Quantity of each item.
- Model number, including options. See "How To Build a Model Number".
- Any special service required.

Note: • The indicates that a choice is required.

- The absence of the indicates that no choice is required.
- Alpha-numeric characters in place of indicate that no other alternatives are available.

HOW TO BUILD A MODEL NUMBER

A Select basic model.

B Select frame color.

Refer to color addendum at ki.com or KI Fabrics & Finishes binder.

C Select fire code.

FR - Compliance to TB 133

NFR - No Fire Retardant

See pricing column for TB133 upcharge.

D Select seat/back color.

Refer to color addendum at ki.com or KI Fabrics & Finishes binder.

E Select surface finish for table.

Refer to color addendum at ki.com or KI Fabrics & Finishes binder. Surface finish offerings are based on edge style selections.

F Select table edge color.

Refer to color addendum at ki.com or KI

Fabrics & Finishes binder.

Edge color offerings are based on edge style selections.



Delivered Pricing	TB133 add to list price
\$ 379	\$ 10
803	10
757	22
1181	22
1136	32
1560	32
1516	42
1985	32
1939	42
1895	54
\$ 521	\$ 10
873	10
898	22
1321	22
1278	32
1701	32
1656	42
2125	32
2080	42
2037	54
\$ 521	\$ 10
943	10
969	22
1464	22
1418	32
1913	32
1869	42
2406	32
2363	42
2318	54

OPTIONS

California TB133 Fire Safety Code

The above seating products can be manufactured using the appropriate flame-retardant materials for compliance to California Technical Bulletin 133. See pricing column for upcharge. Please contact KI customer service for fabric compliance. No additional lead time.

ACCESSORIES

Wallsaver Option
DOP.WS = <price o="664620" ps="3" s="39" t="1"/>
(1 per base)

SPECIAL SERVICES

Special Carton Marking

With specially marked information N/C



Shipping

Shipped k.d. freight prepaid f.o.b. Green Bay, Wisconsin 54302 factory. Freight class #70.

Specifications and prices are subject to change without prior notice.

Strive® Tandem

Multiple Seating

			MODEL NUMBER						
MODEL	Features	Basic Model	Frame Color	Seat & Back Color	Surface Finish	Edge Color	Fire Code	Upholstery Color	
 <p>ST1U ST2U ST3U ST4U ST5U</p>	Upholstered Seat - No Arms • Optional in-line tables • 1 seat, 0 in-line table models must connect to a corner table • Corner table is ordered separately	1 Seat, 0 In-Line Table	ST1NAU/S1/IT0	<input type="checkbox"/>	<input type="checkbox"/>			<input type="checkbox"/>	<input type="checkbox"/>
		1 Seat, 1 In-Line Table	ST2NAU/S1/IT1	<input type="checkbox"/>	<input type="checkbox"/>	<input type="checkbox"/>	<input type="checkbox"/>	<input type="checkbox"/>	<input type="checkbox"/>
		2 Seats, 0 In-Line Table	ST2NAU/S2/IT0	<input type="checkbox"/>	<input type="checkbox"/>			<input type="checkbox"/>	<input type="checkbox"/>
		2 Seats, 1 In-Line Table	ST3NAU/S2/IT1	<input type="checkbox"/>	<input type="checkbox"/>	<input type="checkbox"/>	<input type="checkbox"/>	<input type="checkbox"/>	<input type="checkbox"/>
		3 Seats, 0 In-Line Table	ST3NAU/S3/IT0	<input type="checkbox"/>	<input type="checkbox"/>			<input type="checkbox"/>	<input type="checkbox"/>
		3 Seats, 1 In-line Table	ST4NAU/S3/IT1	<input type="checkbox"/>	<input type="checkbox"/>	<input type="checkbox"/>	<input type="checkbox"/>	<input type="checkbox"/>	<input type="checkbox"/>
		4 Seats, 0 In-line Table	ST4NAU/S4/IT0	<input type="checkbox"/>	<input type="checkbox"/>			<input type="checkbox"/>	<input type="checkbox"/>
		3 Seats, 2 In-Line Tables	ST5NAU/S3/IT2	<input type="checkbox"/>	<input type="checkbox"/>	<input type="checkbox"/>	<input type="checkbox"/>	<input type="checkbox"/>	<input type="checkbox"/>
		4 Seats, 1 In-line Table	ST5NAU/S4/IT1	<input type="checkbox"/>	<input type="checkbox"/>	<input type="checkbox"/>	<input type="checkbox"/>	<input type="checkbox"/>	<input type="checkbox"/>
		5 Seats, 0 In-line Table	ST5NAU/S5/IT0	<input type="checkbox"/>	<input type="checkbox"/>			<input type="checkbox"/>	<input type="checkbox"/>
 <p>ST1U ST2U ST3U ST4U ST5U</p>	Upholstered Seat - End Arms Only • Optional in-line tables • 1 seat, 0 in-line table models must connect to a corner table • Corner table is ordered separately	1 Seat, 0 In-Line Table	ST1EAU/S1/IT0	<input type="checkbox"/>	<input type="checkbox"/>			<input type="checkbox"/>	<input type="checkbox"/>
		1 Seat, 1 In-Line Table	ST2EAU/S1/IT1	<input type="checkbox"/>	<input type="checkbox"/>	<input type="checkbox"/>	<input type="checkbox"/>	<input type="checkbox"/>	<input type="checkbox"/>
		2 Seats, 0 In-Line Table	ST2EAU/S2/IT0	<input type="checkbox"/>	<input type="checkbox"/>			<input type="checkbox"/>	<input type="checkbox"/>
		2 Seats, 1 In-Line Table	ST3EAU/S2/IT1	<input type="checkbox"/>	<input type="checkbox"/>	<input type="checkbox"/>	<input type="checkbox"/>	<input type="checkbox"/>	<input type="checkbox"/>
		3 Seats, 0 In-Line Table	ST3EAU/S3/IT0	<input type="checkbox"/>	<input type="checkbox"/>			<input type="checkbox"/>	<input type="checkbox"/>
		3 Seats, 1 In-line Table	ST4EAU/S3/IT1	<input type="checkbox"/>	<input type="checkbox"/>	<input type="checkbox"/>	<input type="checkbox"/>	<input type="checkbox"/>	<input type="checkbox"/>
		4 Seats, 0 In-line Table	ST4EAU/S4/IT0	<input type="checkbox"/>	<input type="checkbox"/>			<input type="checkbox"/>	<input type="checkbox"/>
		3 Seats, 2 In-Line Tables	ST5EAU/S3/IT2	<input type="checkbox"/>	<input type="checkbox"/>	<input type="checkbox"/>	<input type="checkbox"/>	<input type="checkbox"/>	<input type="checkbox"/>
		4 Seats, 1 In-line Table	ST5EAU/S4/IT1	<input type="checkbox"/>	<input type="checkbox"/>	<input type="checkbox"/>	<input type="checkbox"/>	<input type="checkbox"/>	<input type="checkbox"/>
		5 Seats, 0 In-line Table	ST5EAU/S5/IT0	<input type="checkbox"/>	<input type="checkbox"/>			<input type="checkbox"/>	<input type="checkbox"/>
			A	B	C	D	E	F	G

HOW TO ORDER

Indicate the following information on order form:

- Quantity of each item.
- Model number, including options. See "How To Build a Model Number".
- Any special service required.

Note: • The indicates that a choice is required.

- The absence of the indicates that no choice is required.
- Alpha-numeric characters in place of indicate that no other alternatives are available.

HOW TO BUILD A MODEL NUMBER

- A** Select basic model.
- B** Select frame color.
Refer to color addendum at ki.com or KI Fabrics & Finishes binder.
- C** Select seat/back color.
Refer to color addendum at ki.com or KI Fabrics & Finishes binder.
- D** Select surface finish for table.
Refer to color addendum at ki.com or KI Fabrics & Finishes binder.
Surface finish offerings are based on edge style selections.
- E** Select table edge color.
Refer to color addendum at ki.com or KI Fabrics & Finishes binder.
Edge color offerings are based on edge style selections.
- F** Select fire code.

NFR - Compliance to TB 117-2013

FR - Compliance to TB 133

See pricing column for TB133 upcharge.

- G** Select upholstery grade/color.
Refer to color addendum at ki.com or KI Fabrics & Finishes binder.



Approx. Packaged Weight	Delivered Pricing Fabric Grade 1 & C.O.M.	Delivered Pricing Fabric Grade 2	Delivered Pricing Fabric Grade 3	Delivered Pricing C.O.V.	Delivered Pricing Vinyl Group 2V	Delivered Pricing Pallas Fabric Group P0	Delivered Pricing Pallas Fabric Group P1	Delivered Pricing Pallas Fabric Group P2	Delivered Pricing Pallas Fabric Group P3	Delivered Pricing Pallas Fabric Group P4	TB133 add to list price
30.0#	\$ 437	\$ 465	\$ 478	\$ 437	\$ 478	\$ 474	\$ 511	\$ 530	\$ 550	\$ 569	\$ 68
41.0#	861	888	873	861	873	869	906	927	948	963	68
50.0#	876	929	953	876	953	947	1021	1062	1101	1134	136
64.0#	1416	1471	1495	1416	1495	1488	1563	1603	1642	1675	136
70.0#	1313	1394	1429	1313	1429	1420	1532	1591	1652	1701	204
84.0#	1737	1818	1853	1737	1853	1844	1955	2015	2075	2125	204
94.0#	1751	1859	1906	1751	1906	1895	2044	2123	2202	2269	271
103.0#	2161	2241	2276	2161	2276	2267	2378	2439	2499	2547	204
109.0#	2173	2282	2331	2173	2331	2320	2468	2545	2627	2692	271
115.0#	2188	2325	2383	2188	2383	2368	2553	2653	2753	2835	339
35.0#	\$ 579	\$ 606	\$ 617	\$ 579	\$ 617	\$ 615	\$ 652	\$ 671	\$ 693	\$ 709	\$ 68
49.0#	931	959	971	931	971	968	1005	1025	1045	1062	68
52.0#	1017	1070	1095	1017	1095	1088	1162	1202	1242	1276	136
60.0#	1440	1495	1518	1440	1518	1512	1586	1626	1667	1698	136
69.0#	1454	1535	1570	1454	1570	1561	1673	1732	1792	1843	204
75.0#	1878	1958	1994	1878	1994	1986	2097	2158	2218	2267	204
86.0#	1893	2000	2049	1893	2049	2035	2184	2263	2343	2410	271
94.0#	2302	2383	2418	2302	2418	2409	2520	2580	2642	2690	204
105.0#	2314	2425	2472	2314	2472	2459	2607	2688	2767	2833	271
110.0#	2331	2466	2525	2331	2525	2509	2694	2795	2893	2977	339

UPHOLSTERY INFORMATION

C.O.M. Upholstery

C.O.M. requirement for 10 chairs or less with upholstered seat or upholstered seat and back is 3/4 yard per chair of 54" wide nondirectional fabric. For orders of 11 or more with upholstered seat and back and for complete information on ordering C.O.M. see "Ordering C.O.M., C.O.V. and C.O.L." section.

OPTIONS

California TB133 Fire Safety Code

The above seating products can be manufactured using the appropriate flame-retardant materials for compliance to California Technical Bulletin 133. See pricing column for upcharge. Please contact KI customer service for fabric compliance. No additional lead time.

ACCESSORIES

Wallsaver Option
 DOP.WS = <price o="664620" ps="3" s="39" t="1"/>
 (1 per base)

SPECIAL SERVICES

Special Carton Marking

With specially marked information N/C



Shipping

Shipped **k.d. freight prepaid f.o.b. Green Bay, Wisconsin 54302** factory. Freight class #70.

Specifications and prices are subject to change without prior notice.

Strive® Tandem

Multiple Seating

			MODEL NUMBER						
MODEL	Features	Basic Model	Frame Color	Seat & Back Color	Surface Finish	Edge Color	Fire Code	Upholstery Color	
 <p>ST1U ST2U ST3U ST4U ST5U</p>	Upholstered Seat - Arms <ul style="list-style-type: none"> Optional in-line tables 1 seat, 0 in-line table models must connect to a corner table Corner table is ordered separately 	1 Seat, 0 In-Line Table	ST1AAU/S1/IT0	<input type="checkbox"/>	<input type="checkbox"/>			<input type="checkbox"/>	<input type="checkbox"/>
		1 Seat, 1 In-Line Table	ST2AAU/S1/IT1	<input type="checkbox"/>	<input type="checkbox"/>	<input type="checkbox"/>	<input type="checkbox"/>	<input type="checkbox"/>	<input type="checkbox"/>
		2 Seats, 0 In-Line Table	ST2AAU/S2/IT0	<input type="checkbox"/>	<input type="checkbox"/>			<input type="checkbox"/>	<input type="checkbox"/>
		2 Seats, 1 In-Line Table	ST3AAU/S2/IT1	<input type="checkbox"/>	<input type="checkbox"/>	<input type="checkbox"/>	<input type="checkbox"/>	<input type="checkbox"/>	<input type="checkbox"/>
		3 Seats, 0 In-Line Table	ST3AAU/S3/IT0	<input type="checkbox"/>	<input type="checkbox"/>			<input type="checkbox"/>	<input type="checkbox"/>
		3 Seats, 1 In-line Table	ST4AAU/S3/IT1	<input type="checkbox"/>	<input type="checkbox"/>	<input type="checkbox"/>	<input type="checkbox"/>	<input type="checkbox"/>	<input type="checkbox"/>
		4 Seats, 0 In-line Table	ST4AAU/S4/IT0	<input type="checkbox"/>	<input type="checkbox"/>			<input type="checkbox"/>	<input type="checkbox"/>
		3 Seats, 2 In-Line Tables	ST5AAU/S3/IT2	<input type="checkbox"/>	<input type="checkbox"/>	<input type="checkbox"/>	<input type="checkbox"/>	<input type="checkbox"/>	<input type="checkbox"/>
		4 Seats, 1 In-line Table	ST5AAU/S4/IT1	<input type="checkbox"/>	<input type="checkbox"/>	<input type="checkbox"/>	<input type="checkbox"/>	<input type="checkbox"/>	<input type="checkbox"/>
		5 Seats, 0 In-line Table	ST5AAU/S5/IT0	<input type="checkbox"/>	<input type="checkbox"/>			<input type="checkbox"/>	<input type="checkbox"/>
 <p>ST1UB ST2UB ST3UB ST4UB ST5UB</p>	Upholstered Seat and Back - No Arms <ul style="list-style-type: none"> Optional in-line tables 1 seat, 0 in-line table models must connect to a corner table Corner table is ordered separately 	1 Seat, 0 In-Line Table	ST1NAUB/S1/IT0	<input type="checkbox"/>	<input type="checkbox"/>			<input type="checkbox"/>	<input type="checkbox"/>
		1 Seat, 1 In-Line Table	ST2NAUB/S1/IT1	<input type="checkbox"/>	<input type="checkbox"/>	<input type="checkbox"/>	<input type="checkbox"/>	<input type="checkbox"/>	<input type="checkbox"/>
		2 Seats, 0 In-Line Table	ST2NAUB/S2/IT0	<input type="checkbox"/>	<input type="checkbox"/>			<input type="checkbox"/>	<input type="checkbox"/>
		2 Seats, 1 In-Line Table	ST3NAUB/S2/IT1	<input type="checkbox"/>	<input type="checkbox"/>	<input type="checkbox"/>	<input type="checkbox"/>	<input type="checkbox"/>	<input type="checkbox"/>
		3 Seats, 0 In-Line Table	ST3NAUB/S3/IT0	<input type="checkbox"/>	<input type="checkbox"/>			<input type="checkbox"/>	<input type="checkbox"/>
		3 Seats, 1 In-Line Table	ST4NAUB/S3/IT1	<input type="checkbox"/>	<input type="checkbox"/>	<input type="checkbox"/>	<input type="checkbox"/>	<input type="checkbox"/>	<input type="checkbox"/>
		4 Seats, 0 In-Line Table	ST4NAUB/S4/IT0	<input type="checkbox"/>	<input type="checkbox"/>			<input type="checkbox"/>	<input type="checkbox"/>
		3 Seats, 2 In-Line Tables	ST5NAUB/S3/IT2	<input type="checkbox"/>	<input type="checkbox"/>	<input type="checkbox"/>	<input type="checkbox"/>	<input type="checkbox"/>	<input type="checkbox"/>
		4 Seats, 1 In-Line Table	ST5NAUB/S4/IT1	<input type="checkbox"/>	<input type="checkbox"/>	<input type="checkbox"/>	<input type="checkbox"/>	<input type="checkbox"/>	<input type="checkbox"/>
		5 Seats, 0 In-Line Table	ST5NAUB/S5/IT0	<input type="checkbox"/>	<input type="checkbox"/>			<input type="checkbox"/>	<input type="checkbox"/>

A **B** **C** **D** **E** **F** **G**

HOW TO ORDER

Indicate the following information on order form:

- Quantity of each item.
- Model number, including options. See "How To Build a Model Number".
- Any special service required.

Note: • The indicates that a choice is required.

- The absence of the indicates that no choice is required.
- Alpha-numeric characters in place of indicate that no other alternatives are available.

HOW TO BUILD A MODEL NUMBER

- A** Select basic model.
- B** Select frame color.
Refer to color addendum at ki.com or KI Fabrics & Finishes binder.
- C** Select seat/back color.
Refer to color addendum at ki.com or KI Fabrics & Finishes binder.
- D** Select surface finish for table.
Refer to color addendum at ki.com or KI Fabrics & Finishes binder.
Surface finish offerings are based on edge style selections.
- E** Select table edge color.
Refer to color addendum at ki.com or KI Fabrics & Finishes binder.
Edge color offerings are based on edge style selections.
- F** Select fire code.

NFR - Compliance to TB 117-2013

FR - Compliance to TB 133
See pricing column for TB133 upcharge.

G Select upholstery grade/color.
Refer to color addendum at ki.com or KI Fabrics & Finishes binder.



Approx. Packaged Weight	Delivered Pricing Fabric Grade 1 & C.O.M.	Delivered Pricing Fabric Grade 2	Delivered Pricing Fabric Grade 3	Delivered Pricing C.O.V.	Delivered Pricing Vinyl Group 2V	Delivered Pricing Pallas Fabric Group P0	Delivered Pricing Pallas Fabric Group P1	Delivered Pricing Pallas Fabric Group P2	Delivered Pricing Pallas Fabric Group P3	Delivered Pricing Pallas Fabric Group P4	TB133 add to list price
35.0#	\$ 579	\$ 606	\$ 617	\$ 579	\$ 617	\$ 615	\$ 652	\$ 671	\$ 693	\$ 709	\$ 68
49.0#	1003	1030	1040	1003	1040	1037	1074	1096	1117	1132	136
60.0#	1088	1141	1165	1088	1165	1160	1234	1274	1313	1346	204
74.0#	1582	1636	1671	1582	1671	1664	1739	1779	1819	1851	136
85.0#	1594	1677	1712	1594	1712	1704	1815	1875	1935	1985	204
99.0#	2090	2170	2207	2090	2207	2197	2308	2368	2429	2478	204
110.0#	2103	2213	2259	2103	2259	2247	2396	2476	2555	2621	271
118.0#	2584	2664	2701	2584	2701	2691	2803	2863	2923	2973	204
129.0#	2598	2707	2753	2598	2753	2740	2889	2969	3050	3116	271
140.0#	2612	2748	2806	2612	2806	2791	2977	3077	3178	3258	339
35.0#	\$ 489	\$ 518	\$ 528	\$ 489	\$ 528	\$ 526	\$ 563	\$ 582	\$ 603	\$ 618	\$ 97
49.0#	915	940	925	915	925	922	959	980	1017	1016	97
60.0#	980	1033	1058	980	1058	1051	1125	1165	1205	1187	193
74.0#	1520	1576	1598	1520	1598	1593	1668	1706	1746	1779	193
85.0#	1469	1551	1585	1469	1585	1577	1688	1747	1808	1857	289
99.0#	1894	1972	2010	1894	2010	2000	2112	2170	2230	2279	289
110.0#	1958	2067	2114	1958	2114	2102	2252	2331	2410	2477	386
118.0#	2315	2397	2433	2315	2433	2424	2535	2594	2654	2704	289
129.0#	2382	2490	2538	2382	2538	2525	2674	2753	2834	2900	386
140.0#	2447	2584	2644	2447	2644	2627	2813	2913	3013	3095	483

UPHOLSTERY INFORMATION

C.O.M. Upholstery

C.O.M. requirement for 10 chairs or less with upholstered seat or upholstered seat and back is 3/4 yard per chair of 54" wide nondirectional fabric. For orders of 11 or more with upholstered seat and back and for complete information on ordering C.O.M. see "Ordering C.O.M., C.O.V. and C.O.L." section.

OPTIONS

California TB133 Fire Safety Code

The above seating products can be manufactured using the appropriate flame-retardant materials for compliance to California Technical Bulletin 133. See pricing column for upcharge. Please contact KI customer service for fabric compliance. No additional lead time.

ACCESSORIES

Wallsaver Option
 DOP.WS = <price o="664620" ps="3" s="39" t="1"/>
 (1 per base)

SPECIAL SERVICES

Special Carton Marking

With specially marked information N/C



Shipping

Shipped **k.d. freight prepaid f.o.b. Green Bay, Wisconsin 54302** factory. Freight class #70.

Specifications and prices are subject to change without prior notice.

Strive® Tandem

Multiple Seating

			MODEL NUMBER						
MODEL	Features	Basic Model	Frame Color	Seat & Back Color	Surface Finish	Edge Color	Fire Code	Upholstery Color	
 <p>ST1UB ST2UB ST3UB ST4UB ST5UB</p>	Upholstered Seat and Back - End Arms Only <ul style="list-style-type: none"> Optional in-line tables 1 seat, 0 in-line table models must connect to a corner table Corner table is ordered separately 	1 Seat, 0 In-Line Table	ST1EAUB/S1/IT0	<input type="checkbox"/>	<input type="checkbox"/>			<input type="checkbox"/>	<input type="checkbox"/>
		1 Seat, 1 In-Line Table	ST2EAUB/S1/IT1	<input type="checkbox"/>	<input type="checkbox"/>	<input type="checkbox"/>	<input type="checkbox"/>	<input type="checkbox"/>	<input type="checkbox"/>
		2 Seats, 0 In-Line Table	ST2EAUB/S2/IT0	<input type="checkbox"/>	<input type="checkbox"/>			<input type="checkbox"/>	<input type="checkbox"/>
		2 Seats, 1 In-Line Table	ST3EAUB/S2/IT1	<input type="checkbox"/>	<input type="checkbox"/>	<input type="checkbox"/>	<input type="checkbox"/>	<input type="checkbox"/>	<input type="checkbox"/>
		3 Seats, 0 In-Line Table	ST3EAUB/S3/IT0	<input type="checkbox"/>	<input type="checkbox"/>			<input type="checkbox"/>	<input type="checkbox"/>
		3 Seats, 1 In-Line Table	ST4EAUB/S3/IT1	<input type="checkbox"/>	<input type="checkbox"/>	<input type="checkbox"/>	<input type="checkbox"/>	<input type="checkbox"/>	<input type="checkbox"/>
		4 Seats, 0 In-Line Table	ST4EAUB/S4/IT0	<input type="checkbox"/>	<input type="checkbox"/>			<input type="checkbox"/>	<input type="checkbox"/>
		3 Seats, 2 In-Line Tables	ST5EAUB/S3/IT2	<input type="checkbox"/>	<input type="checkbox"/>	<input type="checkbox"/>	<input type="checkbox"/>	<input type="checkbox"/>	<input type="checkbox"/>
		4 Seats, 1 In-Line Table	ST5EAUB/S4/IT1	<input type="checkbox"/>	<input type="checkbox"/>	<input type="checkbox"/>	<input type="checkbox"/>	<input type="checkbox"/>	<input type="checkbox"/>
		5 Seats, 0 In-Line Table	ST5EAUB/S5/IT0	<input type="checkbox"/>	<input type="checkbox"/>			<input type="checkbox"/>	<input type="checkbox"/>
 <p>ST1UB ST2UB ST3UB ST4UB ST5UB</p>	Upholstered Seat and Back - Arms <ul style="list-style-type: none"> Optional in-line tables 1 seat, 0 in-line table models must connect to a corner table Corner table is ordered separately 	1 Seat, 0 In-Line Table	ST1AAUB/S1/IT0	<input type="checkbox"/>	<input type="checkbox"/>			<input type="checkbox"/>	<input type="checkbox"/>
		1 Seat, 1 In-Line Table	ST2AAUB/S1/IT1	<input type="checkbox"/>	<input type="checkbox"/>	<input type="checkbox"/>	<input type="checkbox"/>	<input type="checkbox"/>	<input type="checkbox"/>
		2 Seats, 0 In-Line Table	ST2AAUB/S2/IT0	<input type="checkbox"/>	<input type="checkbox"/>			<input type="checkbox"/>	<input type="checkbox"/>
		2 Seats, 1 In-Line Table	ST3AAUB/S2/IT1	<input type="checkbox"/>	<input type="checkbox"/>	<input type="checkbox"/>	<input type="checkbox"/>	<input type="checkbox"/>	<input type="checkbox"/>
		3 Seats, 0 In-Line Table	ST3AAUB/S3/IT0	<input type="checkbox"/>	<input type="checkbox"/>			<input type="checkbox"/>	<input type="checkbox"/>
		3 Seats, 1 In-Line Table	ST4AAUB/S3/IT1	<input type="checkbox"/>	<input type="checkbox"/>	<input type="checkbox"/>	<input type="checkbox"/>	<input type="checkbox"/>	<input type="checkbox"/>
		4 Seats, 0 In-Line Table	ST4AAUB/S4/IT0	<input type="checkbox"/>	<input type="checkbox"/>			<input type="checkbox"/>	<input type="checkbox"/>
		3 Seats, 2 In-Line Tables	ST5AAUB/S3/IT2	<input type="checkbox"/>	<input type="checkbox"/>	<input type="checkbox"/>	<input type="checkbox"/>	<input type="checkbox"/>	<input type="checkbox"/>
		4 Seats, 1 In-Line Table	ST5AAUB/S4/IT1	<input type="checkbox"/>	<input type="checkbox"/>	<input type="checkbox"/>	<input type="checkbox"/>	<input type="checkbox"/>	<input type="checkbox"/>
		5 Seats, 0 In-Line Table	ST5AAUB/S5/IT0	<input type="checkbox"/>	<input type="checkbox"/>			<input type="checkbox"/>	<input type="checkbox"/>

A **B** **C** **D** **E** **F** **G**

HOW TO ORDER

Indicate the following information on order form:

- Quantity of each item.
- Model number, including options. See "How To Build a Model Number".
- Any special service required.

Note: • The indicates that a choice is required.

- The absence of the indicates that no choice is required.
- Alpha-numeric characters in place of indicate that no other alternatives are available.

HOW TO BUILD A MODEL NUMBER

- A** Select basic model.
- B** Select frame color.
Refer to color addendum at ki.com or KI Fabrics & Finishes binder.
- C** Select seat/back color.
Refer to color addendum at ki.com or KI Fabrics & Finishes binder.
- D** Select surface finish for table.
Refer to color addendum at ki.com or KI Fabrics & Finishes binder.
Surface finish offerings are based on edge style selections.
- E** Select table edge color.
Refer to color addendum at ki.com or KI Fabrics & Finishes binder.
Edge color offerings are based on edge style selections.
- F** Select fire code.

NFR - Compliance to TB 117-2013

FR - Compliance to TB 133

See pricing column for TB133 upcharge.

- G** Select upholstery grade/color.
Refer to color addendum at ki.com or KI Fabrics & Finishes binder.



Approx. Packaged Weight	Delivered Pricing Fabric Grade 1 & C.O.M.	Delivered Pricing Fabric Grade 2	Delivered Pricing Fabric Grade 3	Delivered Pricing C.O.V.	Delivered Pricing Vinyl Group 2V	Delivered Pricing Pallas Fabric Group P0	Delivered Pricing Pallas Fabric Group P1	Delivered Pricing Pallas Fabric Group P2	Delivered Pricing Pallas Fabric Group P3	Delivered Pricing Pallas Fabric Group P4	TB133 add to list price
35.0#	\$ 631	\$ 658	\$ 670	\$ 631	\$ 670	\$ 666	\$ 703	\$ 722	\$ 745	\$ 759	\$ 97
49.0#	984	1011	1023	984	1023	1021	1058	1075	1097	1114	97
52.0#	1121	1174	1199	1121	1199	1193	1267	1305	1346	1380	193
60.0#	1545	1598	1622	1545	1622	1616	1690	1730	1770	1804	193
69.0#	1611	1691	1727	1611	1727	1717	1828	1888	1949	1997	289
75.0#	2035	2115	2151	2035	2151	2142	2254	2312	2372	2424	289
86.0#	2099	2208	2257	2099	2257	2242	2392	2472	2551	2617	386
94.0#	2456	2539	2574	2456	2574	2565	2676	2737	2796	2846	289
105.0#	2522	2631	2679	2522	2679	2666	2815	2895	2975	3041	386
110.0#	2589	2723	2784	2589	2784	2769	2955	3054	3153	3237	483
35.0#	\$ 631	\$ 658	\$ 670	\$ 631	\$ 670	\$ 666	\$ 703	\$ 722	\$ 745	\$ 759	\$ 97
49.0#	1056	1083	1094	1056	1094	1090	1127	1147	1167	1183	97
60.0#	1191	1244	1269	1191	1269	1263	1337	1377	1416	1450	193
74.0#	1685	1739	1775	1685	1775	1770	1844	1882	1923	1955	193
85.0#	1751	1833	1868	1751	1868	1858	1969	2030	2090	2140	289
99.0#	2247	2327	2363	2247	2363	2354	2465	2525	2584	2633	289
110.0#	2311	2421	2468	2311	2468	2454	2604	2683	2762	2829	386
118.0#	2740	2821	2856	2740	2856	2849	2960	3019	3079	3128	289
129.0#	2805	2914	2962	2805	2962	2948	3097	3178	3257	3323	386
140.0#	2872	3008	3066	2872	3066	3051	3237	3336	3436	3517	483

UPHOLSTERY INFORMATION

C.O.M. Upholstery

C.O.M. requirement for 10 chairs or less with upholstered seat or upholstered seat and back is 3/4 yard per chair of 54" wide nondirectional fabric. For orders of 11 or more with upholstered seat and back and for complete information on ordering C.O.M. see "Ordering C.O.M., C.O.V. and C.O.L." section.

OPTIONS

California TB133 Fire Safety Code

The above seating products can be manufactured using the appropriate flame-retardant materials for compliance to California Technical Bulletin 133. See pricing column for upcharge. Please contact KI customer service for fabric compliance. No additional lead time.

ACCESSORIES

Wallsaver Option
 DOP.WS = <price o="664620" ps="3" s="39"
 t="1"/>
 (1 per base)

SPECIAL SERVICES

Special Carton Marking

With specially marked information N/C


Shipping

Shipped **k.d. freight prepaid f.o.b. Green Bay, Wisconsin 54302** factory. Freight class #70.

Specifications and prices are subject to change without prior notice.

Strive® Tandem

Multiple Seating

	MODEL	Features	MODEL NUMBER				Approx. Packaged Weight
			Basic Model	Frame Color	Surface Finish	Edge Color	
 MSCT	Corner Table • Number of tables per arrangement • Plastic laminate with vinyl bullnose edge • For mounting modular units at a 90° angle • Two required for U-shaped configuration • One required for L-shaped configuration	Connects 2 units	TCT	<input type="checkbox"/> <input type="checkbox"/>	<input type="checkbox"/> <input type="checkbox"/> <input type="checkbox"/>	<input type="checkbox"/> <input type="checkbox"/> <input type="checkbox"/>	0.0#
HRDPT	Back Ganging Bar • Connects 2 units back-to-back • Powder coated to match base • Sold in pairs		DOP.GANG	<input type="checkbox"/> <input type="checkbox"/>			8.0#

A **B** **C** **D**

HOW TO ORDER

Indicate the following information on order form:

- Quantity of each item.
- Model number, including options. See "How To Build a Model Number".
- Any special service required.

Note:

- The indicates that a choice is required.
- The absence of the indicates that no choice is required.
- Alpha-numeric characters in place of indicate that no other alternatives are available.

HOW TO BUILD A MODEL NUMBER

- A** Select basic model.
- B** Select frame color.
Refer to color addendum at ki.com or KI Fabrics & Finishes binder.
- C** Select surface finish for table.
Refer to color addendum at ki.com or KI Fabrics & Finishes binder.
Surface finish offerings are based on edge style selections.
- D** Select table edge color.
Refer to color addendum at ki.com or KI Fabrics & Finishes binder.
Edge color offerings are based on edge style selections.



Delivered
Pricing
\$ 571

\$ 198

SPECIAL SERVICES

Special Carton Marking

With specially marked information N/C

Shipping

Shipped **k.d. freight prepaid f.o.b. Green Bay, Wisconsin 54302** factory. Freight class #70.

Specifications and prices are subject to change without prior notice.

Index

Model No.	Description	Page	Model No.	Description	Page
44.0386	Multiple Seating: Back-to-Back Ganger	26		placement Seat Cover	62
44.0387	Multiple Seating: Side-to-Side Ganger	26	PT.L	Connecting Tables: Center Table	64
44.0388	Multiple Seating: Side Wallsaver	26	PT3.L	Connecting Tables: Three-Sided "T" Connector Table	64
44.0389	Multiple Seating: Back Wallsaver	26	PT45.L	Connecting Tables: 45 Degree Connector Table	64
44.0390.BL	Multiple Seating: Floor Mounting Brackets	26	PT90.L	Connecting Tables: 90 Degree Connector Table	64
DOP.GANG	Multiple Seating: Back Ganging Bar	20	SAC/NC	Multiple Seating: Guest Chair (Armless)	78
DT1NAP/S1/IT0	Multiple Seating: Operational Armless Seat Unupholstered	10	SMS-AC	Multiple Seating: Chair Replacement Armcaps	86
DT1NAUB/S1/IT0	Multiple Seating: Operational Armless Seat - Upholstered Seat and Back	14	SMS-AL	Multiple Seating: Chair Replacement Arm (Armless)	86
DT1NAUS/S1/IT0	Multiple Seating: Operational Armless Seat - Upholstered Seat	12	SMS-BK	Multiple Seating: Chair Replacement Back	86
DT1WAP/S1/IT0	Multiple Seating: Operational Arm Seat Unupholstered	10	SMS-CA/LF	Multiple Seating: Chair Replacement Arm (Closed Arm)	86
DT1WAUB/S1/IT0	Multiple Seating: Operational Arm Seat - Upholstered Seat and Back	18	SMS-OA/LF	Multiple Seating: Chair Replacement Arm (Open Arm)	86
DT1WAUS/S1/IT0	Multiple Seating: Operational Arm Seat - Upholstered Seat	16	SMS-ST	Multiple Seating: Chair Replacement Seat	86
DTCT/LC	Multiple Seating: Corner Table	20	SOC/NC	Multiple Seating: One Seat (Open Arm)	80
GT1AAP/S1/IT0	Multiple Seating: Polypropylene - Arms	30	SOC/NC	Multiple Seating: Two Seat Unit (Open Arm)	82
GT1AAU/S1/IT0	Multiple Seating: Upholstered Seat - Arms	34	SOC/NC	Multiple Seating: Three Seat Unit (Open Arm)	84
GT1AAUB/S1/IT0	Multiple Seating: Upholstered Seat and Back - Arms	36	SOC/NC	Multiple Seating: One Seat (Closed Arm)	82
GT1EAP/S1/IT0	Multiple Seating: Polypropylene - End Arms Only	30	SOC/NC	Multiple Seating: Two Seat Unit (Closed Arm)	82
GT1EAU/S1/IT0	Multiple Seating: Upholstered Seat - End Arms Only	32	SOC/NC	Multiple Seating: Three Seat Unit (Closed Arm)	84
GT1EAUB/S1/IT0	Multiple Seating: Upholstered Seat and Back - End Arms Only	36	SPCC/NC	Multiple Seating: Three Seat Unit (Open Arm)	84
GT1NAP/S1/IT0	Multiple Seating: Polypropylene - No Arms	30	SPCC/NC	Multiple Seating: One Seat (Closed Arm)	80
GT1NAU/S1/IT0	Multiple Seating: Upholstered Seat - No Arms	32	SPCC/NC	Multiple Seating: Two Seat Unit (Closed Arm)	82
GT1NAUB/S1/IT0	Multiple Seating: Upholstered Seat and Back - No Arms	34	ST.L	Multiple Seating: Three Seat Unit (Open Arm)	84
GT2/S1/E1T	Multiple Seating: GateOne® Seating	24	ST.L.L	Multiple Seating: One Seat (Open Arm)	80
GTA	Multiple Seating: Arms	24	ST.R.L	Multiple Seating: Two Seat Unit (Open Arm)	82
GTCT	Multiple Seating: Corner Table	24	ST1AAP/S1/IT0	Multiple Seating: Two Seat Unit (Closed Arm)	82
PET.L	Connecting Tables: End Table	64	ST1AAU/S1/IT0	Multiple Seating: Three Seat Unit (Closed Arm)	84
PO33/NC	Multiple Seating: Loveseat (Open Arm)	48	ST1AAUB/S1/IT0	Multiple Seating: One Seat (Closed Arm)	80
POACCCL/NC	Multiple Seating: Three Seat Add-on Unit-Left (Open Arm)	58	ST1EAP/S1/IT0	Multiple Seating: Two Seat Unit (Closed Arm)	82
POACCCR/NC	Multiple Seating: Three Seat Add-on Unit-Right (Open Arm)	58	ST1EAU/S1/IT0	Multiple Seating: Three Seat Unit (Closed Arm)	84
POACCL/NC	Multiple Seating: Two Seat Add-on Unit-Left (Open Arm)	54	ST1EAUB/S1/IT0	Multiple Seating: One Seat (Open Arm)	80
POACCR/NC	Multiple Seating: Two Seat Add-on Unit-Right (Open Arm)	54	ST1EAP/S1/IT0	Multiple Seating: Two Seat Unit (Open Arm)	82
POACL/NC	Multiple Seating: One Seat Add-on Unit-Left (Open Arm)	50	ST1EAU/S1/IT0	Multiple Seating: Three Seat Unit (Open Arm)	84
POACR/NC	Multiple Seating: One Seat Add-on Unit-Right (Open Arm)	50	ST1EAUB/S1/IT0	Multiple Seating: One Seat (Closed Arm)	80
POC/NC	Multiple Seating: One Seat (Open Arm)	42	ST1NAP/S1/IT0	Multiple Seating: Two Seat Unit (Closed Arm)	82
POCC/NC	Multiple Seating: Two Seat (Open Arm)	44	ST1NAU/S1/IT0	Multiple Seating: Three Seat Unit (Closed Arm)	84
POCCC/NC	Multiple Seating: Three Seat (Open Arm)	46	ST1NAUB/S1/IT0	Multiple Seating: One Seat (Open Arm)	80
PP33/NC	Multiple Seating: Loveseat (Closed Arm)	48	ST90.I.L	Multiple Seating: Two Seat Unit (Open Arm)	82
PPACCCL/NC	Multiple Seating: Three Seat Add-on Unit-Left (Closed Arm)	60	ST90.O.L	Multiple Seating: Three Seat Unit (Open Arm)	84
PPACCCR/NC	Multiple Seating: Three Seat Add-on Unit-Right (Closed Arm)	60	TT1AAP/S1/IT0	Multiple Seating: One Seat (Closed Arm)	80
PPACCL/NC	Multiple Seating: Two Seat Add-on Unit-Left (Closed Arm)	56	TT1AAU/S1/IT0	Multiple Seating: Two Seat Unit (Closed Arm)	82
PPACCR/NC	Multiple Seating: Two Seat Add-on Unit-Right (Closed Arm)	56	TT1EAP/S1/IT0	Multiple Seating: Three Seat Unit (Closed Arm)	84
PPACL/NC	Multiple Seating: One Seat Add-on Unit-Left (Closed Arm)	52	TT1EAU/S1/IT0	Multiple Seating: One Seat (Open Arm)	80
PPACR/NC	Multiple Seating: One Seat Add-on Unit-Right (Closed Arm)	52	TT1EAUB/S1/IT0	Multiple Seating: Two Seat Unit (Closed Arm)	82
PPC/NC	Multiple Seating: One Seat (Closed Arm)	42	TT1NAP/S1/IT0	Multiple Seating: Three Seat Unit (Open Arm)	84
PPCC/NC	Multiple Seating: Two Seat (Closed Arm)	44	TT1NAU/S1/IT0	Multiple Seating: One Seat (Closed Arm)	80
PPCCC/NC	Multiple Seating: Three Seat (Closed Arm)	46	TTCT/LC	Multiple Seating: Two Seat Unit (Open Arm)	82
PRB23	Multiple Seating Replacement Parts: Chair Replacement Back Foam/ Upholstery Cover	62	TTCT/LO	Multiple Seating: Three Seat Unit (Open Arm)	84
PRB33	Multiple Seating Replacement Parts: Loveseat Replacement Back Foam/ Upholstery Cover	62		Multiple Seating: One Seat (Closed Arm)	80
PRS23	Multiple Seating Replacement Parts: Chair Replacement Seat Cover	62		Multiple Seating: Two Seat Unit (Closed Arm)	82
PRS33	Multiple Seating Replacement Parts: Loveseat Re-			Multiple Seating: Three Seat Unit (Closed Arm)	84



Model No.**Description****Page**



KI
1330 Bellevue Street
P.O. Box 8100
Green Bay, Wisconsin 54308-8100
1-800-424-2432
www.ki.com

KI and Furnishing Knowledge
are registered trademarks
of Krueger International, Inc.

© 2011 KI
All Rights Reserved.
Litho in USA.
Code KI-11483R1/KI/VL/211