



Because no place should be commonplace.



2015 LIST PRICING

1.800.762.0415
psfurniture.com



PS Furniture is pleased to announce the release of our new mobile application! This is yet another way that PS is striving to make sure that you always have the most current images, videos, price lists and collateral material.



We are proud to label many of our products with “Made in the U.S.A.” Most of the products that we sell are produced and shipped directly from our Pennsylvania factory.

Table of Contents


TABLES

LAMINATE GUIDE & OPTIONS	5-6
REVOLUTION™ TABLES	
INTRO.....	7
FOLDING T-LEG	8
FOLDING SQUARE-LEG	9
FOLDING ARCHED T-LEG	10
FLIP TOP T-LEG	11
FLIP TOP ARCHED-LEG	12
TABLE TOPS	13
OPTIONS	14
MODESTY PANEL & CARTS	15
PORTABLE TABLES	
SNAP™ PORTABLE TABLES	16-17
ROLLERS™ PORTABLE TABLES	18-19
RECEPTION TABLES	
REVOLUTION™ RECEPTION TABLES	20-21
REVOLUTION™ RECEPTION TABLE PACKAGES	22-23
RECEPTION TABLES	24
RECEPTION TABLE PACKAGES	25
LAMINATE TABLES	
MAXX EDGE® LAMINATE FOLDING TABLES	26
LAMINATE FOLDING TABLES	27
PLYWOOD TABLES	
600 SERIES	28-29
200 SERIES	30-31
LIBERTY SERIES	32
BUFFET TABLES	
MOBILE BUFFET TABLES	33
PLASTIC TABLES	
CLASSIC SERIES® ABS	34
POLYLITE®	35
RESILIENT®	36
TABLE TRANSPORT SYSTEMS	
RECTANGULAR	37
ROUND & MULTI-PURPOSE	38
RECEPTION.....	39

CHAIRS

TEXTILE GRADES.....	41-42
GUEST SEATING	
SHELL	43
STEP.....	44
FLEX.....	45
SPACE	46
STACKING SEATING	
PREMIER COMFORT® BANQUET CHAIRS.....	47
PREMIER COMFORT® SLED STACKING CHAIRS	48
FOLDING CHAIRS	
CLASSIC EVENT CHAIRS	49
ALLOYFOLD A6 CHAIRS	50
EVENTXPRESS™ CHAIRS	51
CHAIR TRANSPORT SYSTEMS	
STACKING CHAIR.....	52
FOLDING CHAIR.....	53-55
LECTERNS	
SOLID HARDWOOD LECTERNS -	
EXECUTIVE SERIES	57
SOLID HARDWOOD LECTERNS -	
SILHOUETTE SERIES	58-59
WOOD VENEERED, LAMINATED AND	
CARPETED LECTERNS	60-61
CARPETED LECTERNS	62
LECTERNETTE®	63
DANCE FLOOR	
EVENTXPRESS™	65-70
EVENTXPRESS™ SEAMLESS	71-74
TRANSPORT SYSTEMS	75
PARTS & ACCESSORIES	76-77
OTHER	
OTHER PORTABLE FURNITURE PRODUCTS	79
TABLE & CHAIR REPLACEMENT PARTS	80-81

TABLES



Laminate Guide

SMALL TABLES



24", 30", 36"



24", 30", 36"



36"

REGULAR TABLES



42" - 48"



40" - 48"



All Sizes



Sizes 30" Wide

LARGE TABLES



54" +



54" +



36" Wide +



All Sizes

LAMINATE VENDOR	LAMINATE GRADE	ADD TO LIST PRICE PER TABLE			ADD TO LIST PRICE PER TABLE PACKAGE	
		SMALL	REGULAR	LARGE	RECEPTION HALF PACKAGES	RECEPTION FULL PACKAGES
Formica®	Standard Solid, Woodgrain, Pattern, MicroDot *See next page for colors/color codes. More standard options available than what is shown on next page.	\$0	\$0	\$0	\$0	\$0
	PremiumFX Radiance, Etchings, Honed, Crystal, Markerboard	\$25	\$50	\$100	\$250	\$500
	180fx	\$75	\$150	\$300	\$750	\$1,500
	Formica® Envision Custom Logo	\$310	Call for quote	Call for quote	\$3,100	\$6,200
Wilsonart®	Standard *See next page for colors/color codes. More standard options available than what is shown on next page.	\$0	\$0	\$0	\$0	\$0
	Premium (07, 18, 52, 78, 90) & High Wear (HW)	\$25	\$50	\$100	\$250	\$500
	HD	\$75	\$150	\$300	\$750	\$1,500
	Custom Logo	\$310	Call for quote	Call for quote	\$3,100	\$6,200

Note: If a non-standard laminate option is chosen, please contact customer service for the laminate code at 1.800.762.0415. Non-standard laminate is based on availability and may increase lead times.

Standard Laminate Options

						
BLACK WA1595-60 (BL)	MADAGASCAR WA7944K-01 (MAD)	EBONY RIBBONWOOD 873 (ERW)	DOGBONE STORM 5283 (DBS)	ARCADE WA4938-38 (ARC)	BLACKSTAR GRANITE WA4551K-01 (BGN)	GRAPHITE NEBULA WA4623-60 (GNB)
						
URBAN IRON WA4968-38 (URB)	GRAPHITE TWILL 8829 (GTW)	GEO CITADEL 5273 (GCD)	PEWTER BRUSH WA4779-60 (PTB)	WINDSWEPT PEWTER WA4795-60 (WSP)	BELUGA BEIGE 3698 (BBG)	GREY GLACE WA4142-60 (GG)
						
ELEMENTAL CORTEN 8832 (ECT)	WESTERN STORM WA4872-60 (WES)	EARTHEN TWILL 8828 (ETW)	ELEMENTAL STONE 8831 (EST)	ASHEN RIBBONWOOD 8839 (ASR)	SARUM TWILL 8827 (STW)	CLASSIC LINEN WA4943-38 (CLN)
						
GEO FOSSIL 5274 (GFO)	ELEMENTAL CONCRETE 8830 (ECN)	GEO FOLKSTONE 5272 (GFS)	ENDLESS GRAYTONE 6610 (EGS)	NEUTRAL TWILL 8826 (NTW)	PINBALL WA4937-38 (PIN)	VENETIAN IVORY WA4928-38 (VNI)
						
CASUAL LINEN WA4944-38 (CAL)	MIDWAY WA4936-38 (MDW)	JUTE GAUZE 7709 (JUG)	FLAX GAUZE 7708 (FLG)	GEO WHITE 5270 (GWH)	BASKET WEAVING WA4965-38 (BAW)	DOGBONE WHITE 5281 (DBW)
						
ESPRESSO PEAR 5489 (ESP)	MONTANA WALNUT WA7110K-78 (MWN)	WINDSOR MAHOGANY WA7039K-78 (WMH)	WILD CHERRY WA7054-60 (WDC)	OILED OLIVEWOOD 5481 (OOL)	BLEACHED LEGNO 8845 (BLG)	FUSION MAPLE WA7909-60 (FMA)
						
AMARENA 6907 (AMR)	TANGELO DOTSCREEN 6617 (TDS)	TANGERINE WA4915-60 (TAN)	VIBRANT GREEN 6901 (VGR)	BLUE AGAVE WA4919-60 (BAG)	BLUEBERRY HALFTONE 6618 (BHT)	BELUGA 3697 (BEL)



*Matte Finish: 58

Many other standard laminates available!
Please call us for more options!



High Gloss Finish: 01
Fine Velvet Texture Finish: 38
Matte Finish: 60
Fine Grain Finish: 78

NOTE: Not all designs are shown at 100% scale. Actual colors may vary.
For exactness of colors & finishes, please request color samples.

*All Standard Formica laminates come in Matte Finish 58 unless otherwise specified.

REVOLUTION™ TABLES

Our patented table top technology offers the best of both worlds because it's extremely durable and exceptionally lightweight.

At 1.7 lbs/sqft, Revolution™ table tops are approximately 1/3 the weight of Particleboard/MDF (5.4 lbs/sqft). That is 33% lighter, yet incredibly strong.

FOLLOW THESE STEPS TO BUILD YOUR REVOLUTION™ TABLE:

STEP

①

SELECT A TABLE MODEL

Select your Revolution™ table model from the choices on the following pages: 8-12, 16, 18, 20 & 22.

STEP

②

SELECT YOUR TABLE OPTIONS

Select your Revolution™ table options and complete your model number. Options include MAXX® Edge Color, Laminate Finish, Leg/Base Color, Foot Choice and Extras.

STEP

③

ADD A MODESTY PANEL

You have the option to add a modesty panel to Revolution™ models on pages 8-12. Turn to page 15 to learn how. Don't want a modesty panel? No problem.

STEP

④

SELECT A TRANSPORTATION SOLUTION

Select the perfect transportation solution for Revolution™ Folding T-Leg, Folding Square-Leg, Folding Arched T-Leg, Flip Top T-Leg and Flip Top Arched T-Leg on page 15.

STEP ① - SELECT A TABLE MODEL

Revolution™ Folding T-Leg

FEATURES

- Patented lightweight composite table top core
- Positive-locking folding T-legs
- Recessed wheels & adjustable levelers are standard on T-legs
- Poured urethane MAXX Edge® prevents food and bacteria collection
- High-pressure laminate surface
- Fixed-Leg also available; legs ship knock-down; installation required; deduct cost \$200/table off list price


Training



Banquet



Trapezoid



STYLE	MODEL NUMBER	SPECIAL NOTES	SIZE (W" x L" x H")	WEIGHT (LBS)	LIST PRICE
Training	REV1860MXE####-T####		18 x 60 x 30	30	\$1,060
	REV1872MXE####-T####	h	18 x 72 x 30	35	\$1,100
	REV1896MXE####-T####	h	18 x 96 x 30	41	\$1,200
	REV2460MXE####-T####	k	24 x 60 x 30	35	\$1,176
	REV2472MXE####-T####	h	24 x 72 x 30	38	\$1,208
	REV2496MXE####-T####	h	24 x 96 x 30	45	\$1,286
Banquet	REV3048MXE####-T####		30 x 48 x 30	40	\$1,370
	REV3060MXE####-T####		30 x 60 x 30	40	\$1,208
	REV3072MXE####-T####	h	30 x 72 x 30	44	\$1,225
	REV3096MXE####-T####	h	30 x 96 x 30	51	\$1,300
Trapezoid	REV30TZMXE####-T####		26 x 60 x 30	30	\$1,175

h - Handle available for convenient carrying.

k - MAXX Edge® also available in Knife Edge shape. Ganging option and modesty panel are not available with Knife Edge for this model. Opposing Knife Edge is available to accommodate nesting.

Revolution™ Folding Square-Leg

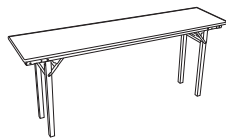
STEP ① - SELECT A TABLE MODEL

Revolution™ Folding Square-Leg

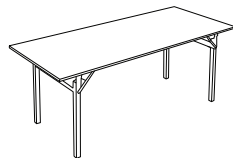
FEATURES

- Patented lightweight composite table top core
- Square steel folding legs (1.5") come standard with fixed feet/caps and black epoxy powdercoat finish
- Poured urethane MAXX Edge® prevents food and bacteria collection
- High-pressure laminate surface

Training



Banquet



Round



Square



STYLE	MODEL NUMBER	SPECIAL NOTES	SIZE (W" x L" x H")	WEIGHT (LBS)	LIST PRICE
Training	REV1860MXE####-SQ##		18 x 60 x 30	40	\$866
	REV1872MXE####-SQ##		18 x 72 x 30	44	\$924
	REV1896MXE####-SQ##		18 x 96 x 30	54	\$1,050
	REV2460MXE####-SQ##	k	24 x 60 x 30	45	\$971
	REV2472MXE####-SQ##		24 x 72 x 30	49	\$1,024
	REV2496MXE####-SQ##		24 x 96 x 30	55	\$1,103
Banquet	REV3048MXE####-SQ##		30 x 48 x 30	40	\$893
	REV3060MXE####-SQ##		30 x 60 x 30	49	\$1,008
	REV3072MXE####-SQ##		30 x 72 x 30	54	\$1,103
	REV3096MXE####-SQ##		30 x 96 x 30	56	\$1,181
Round	REV30RDMXE####-SQ##		30 dia x 30	26	\$656
	REV36RDMXE####-SQ##		36 dia x 30	30	\$675
	REV54RDMXE####-SQ##		54 dia x 30	55	\$1,225
	REV60RDMXE####-SQ##		60 dia x 30	57	\$1,400
	REV66RDMXE####-SQ##	s	66 dia x 30	66	\$1,800
	REV72RDMXE####-SQ##	s	72 dia x 30	70	\$1,800
Square	REV3030MXE####-SQ##		30 x 30 x 30	29	\$683
	REV3636MXE####-SQ##		36 x 36 x 30	34	\$735
	REV4040MXE####-SQ##		40 x 40 x 30	40	\$982
Trapezoid	REV30TZMXE####-SQ##		26 x 60 x 30	40	\$1,050

k - MAXX Edge® also available in Knife Edge shape. Ganging and modesty panel option are not available with Knife Edge for this model. Opposing Knife Edge is available to accommodate nesting.

s - Visible seam in the middle of the surface. Table top is made with two sheets of laminate.

STEP ① - SELECT A TABLE MODEL

Revolution™ Folding Arched T-Leg

FEATURES

- Patented lightweight composite table top core
- Positive-locking folding arched legs
- Recessed wheels & adjustable levelers are standard on arched legs
- Poured urethane MAXX Edge® prevents food and bacteria collection
- High-pressure laminate surface
- Fixed-Leg also available; legs ship knock-down; installation required; deduct cost \$200/table off list price


Training



Banquet



Trapezoid



STYLE	MODEL NUMBER	SPECIAL NOTES	SIZE (W" x L" x H")	WEIGHT (LBS)	LIST PRICE
Training	REV1860MXE####-A####		18 x 60 x 30	30	\$1,100
	REV1872MXE####-A####	h	18 x 72 x 30	35	\$1,150
	REV1896MXE####-A####	h	18 x 96 x 30	41	\$1,250
	REV2460MXE####-A####	k	24 x 60 x 30	35	\$1,200
	REV2472MXE####-A####	h	24 x 72 x 30	38	\$1,250
	REV2496MXE####-A####	h	24 x 96 x 30	45	\$1,300
Banquet	REV3048MXE####-A####		30 x 48 x 30	40	\$1,200
	REV3060MXE####-A####		30 x 60 x 30	40	\$1,225
	REV3072MXE####-A####	h	30 x 72 x 30	44	\$1,275
	REV3096MXE####-A####	h	30 x 96 x 30	51	\$1,350
Trapezoid	REV30TZMXE####A####		26 x 60 x 30	30	\$1,225

h - Handle available for convenient carrying.

k - MAXX Edge® also available in Knife Edge shape. Ganging option and modesty panel are not available with Knife Edge for this model. Opposing Knife Edge is available to accommodate nesting.

STEP ① - SELECT A TABLE MODEL

Revolution™ Flip Top T-Leg

FEATURES

- Patented lightweight composite table top core
- Positive-locking flip top secures table top vertically & horizontally
- Includes locking swivel casters as standard (SC)
- Nesting base allows for extra-compact storage
- Poured urethane MAXX Edge® prevents food and bacteria collection
- High-pressure laminate surface
- Shipped knocked down; assembly required


Training



Banquet



Trapezoid



STYLE	MODEL NUMBER	SPECIAL NOTES	SIZE (W" x L" x H")	WEIGHT (LBS)	LIST PRICE
Training	REVFT1860MXE####-T##SC		18 x 60 x 30	30	\$1,365
	REVFT1872MXE####-T##SC		18 x 72 x 30	35	\$1,418
	REVFT1896MXE####-T##SC		18 x 96 x 30	41	\$1,523
	REVFT2460MXE####-T##SC	k	24 x 60 x 30	35	\$1,444
	REVFT2472MXE####-T##SC		24 x 72 x 30	38	\$1,496
	REVFT2496MXE####-T##SC		24 x 96 x 30	45	\$1,549
Banquet	REVFT3048MXE####-T##SC		30 x 48 x 30	40	\$1,418
	REVFT3060MXE####-T##SC		30 x 60 x 30	40	\$1,470
	REVFT3072MXE####-T##SC		30 x 72 x 30	44	\$1,575
	REVFT3096MXE####-T##SC		30 x 96 x 30	51	\$1,628
Trapezoid	REVFT30TZMXE####-T##SC		26 x 60 x 30	30	\$1,470

k - MAXX Edge® also available in Knife Edge shape. Ganging option is not available with Knife Edge for this model. Opposing Knife Edge is available to accommodate nesting.

Revolution™ Flip Top Arched-Leg

STEP ① - SELECT A TABLE MODEL

Revolution™ Flip Top Arched-Leg

FEATURES

- Patented lightweight composite table top core
- Positive-locking flip top secures table top vertically & horizontally
- Includes locking swivel casters as standard
- Nesting base allows for extra-compact storage
- Poured urethane MAXX Edge® prevents food and bacteria collection
- High-pressure laminate surface
- Shipped knocked down; assembly required


Training



Banquet



Trapezoid



STYLE	MODEL NUMBER	SPECIAL NOTES	SIZE (W" x L" x H")	WEIGHT (LBS)	LIST PRICE
Training	REVFT1860MXE####-A##SC		18 x 60 x 30	30	\$1,418
	REVFT1872MXE####-A##SC		18 x 72 x 30	35	\$1,470
	REVFT1896MXE####-A##SC		18 x 96 x 30	41	\$1,575
	REVFT2460MXE####-A##SC	k	24 x 60 x 30	35	\$1,496
	REVFT2472MXE####-A##SC		24 x 72 x 30	38	\$1,533
	REVFT2496MXE####-A##SC		24 x 96 x 30	45	\$1,601
Banquet	REVFT3048MXE####-A##SC		30 x 48 x 30	40	\$1,470
	REVFT3060MXE####-A##SC		30 x 60 x 30	40	\$1,512
	REVFT3072MXE####-A##SC		30 x 72 x 30	44	\$1,470
	REVFT3096MXE####-A##SC		30 x 96 x 30	57	\$1,680
Trapezoid	REVFT30TZMXE####-A##SC		26 x 60 x 30	30	\$1,523

k - MAXX Edge® also available in Knife Edge shape. Ganging option is not available with Knife Edge for this model. Opposing Knife Edge is available to accommodate nesting.

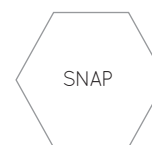

Revolution™ Table Tops

Revolution™ table tops can be purchased separately as a stand-alone product.

FEATURES

- Patented lightweight composite table top core
- Poured urethane MAXX Edge® prevents food and bacteria collection
- High-pressure laminate surface

STYLE	PANEL SIZE (W" x L" ; dia")	MODEL NUMBER	WEIGHT (LBS)	LIST PRICE
TRAINING	18 x 60	REV-1860MXE#-###	16	\$850
	18 x 72	REV-1872MXE#-###	19	\$905
	18 x 96	REV-1896MXE#-###	27	\$1,035
	24 x 60*	REV-2460MXE#-###	24	\$905
BANQUET	24 x 72	REV-2472MXE#-###	30	\$950
	24 x 96	REV-2496MXE#-###	21	\$1,100
	30 x 48	REV-3048MXE#-###	25	\$950
	30 x 60	REV-3060MXE#-###	27	\$975
	30 x 72	REV-3072MXE#-###	36	\$1,065
	30 x 96	REV-3096MXE#-###	36	\$1,130
ROUND	30 x RD	REV-30RDMXE#-###	10	\$510
	36 x RD	REV-36RDMXE#-###	10	\$580
	54 x RD	REV-54RDMXE#-###	30	\$1,000
	60RD	REV-60RDMXE#-###	33	\$1,100
	66RD	REV-66RDMXE#-###	38	\$1,200
	72RD	REV-72RDMXE#-###	44	\$1,399
	24RD IC	REV-24RDMXE#IC-###	7.4	\$550
	30RD IC	REV-30RDMXE#IC-###	9.6	\$570
	36RD IC	REV-36RDMXE#IC-###	13	\$650
SNAP	SNAP	REV-36HMXE#-###	10	\$525
	SNAP IC	REV-36HMXE#IC-###	10.4	\$625
SQUARE	30SQ	REV-3030MXE#-###	12	\$600
	36SQ	REV-3636MXE#-###	14	\$650
	40SQ	REV-4040MXE#-###	21.5	\$725
	30SQ IC	REV-3030MXE#IC-###	11.6	\$680
	36SQ IC	REV-3636MXE#IC-###	14	\$730
	40SQ IC	REV-4040MXE#IC-###	21.5	\$805
TRAPEZOID	26 x 60	REV-26TZXE#-###	16	\$965







*MAXX Edge® also available in Knife Edge shape. Ganging option and modesty panel not available. Opposing Knife Edge is available to accommodate nesting.

STEP ② - SELECT YOUR TABLE OPTIONS

To select your table options and complete your product code start with your Revolution™ Table Model Number. Fill in each “#” based on options selected below. Example:

REV1860MXE ①②③④ -T ⑤⑥⑦⑧



OPTION	DESCRIPTION	ADD TO MODEL NUMBER	ADD-ON LIST PRICE
1 MAXX® EDGE COLOR	 Black / Graphite / Pewter / Charcoal	B for Black G for Graphite P for Pewter C for Charcoal	\$0
2,3,4 LAMINATE (See Pages 5-6)	See pages 5-6 for our standard Formica® & Wilsonart® colors.	See page 6 for Standard Laminate 3-Letter Codes	\$0 (standard*)
5,6 LEG COLOR	 Black / Graphite / Wheat / Carbon	B for Black G for Graphite W for Wheat C for Carbon	\$0
	 Platinum / Pewter / Charcoal	PT for Platinum PE for Pewter CC for Charcoal	\$30
	 Polished Chrome	PC for Polished Chrome	\$150
7,8 FOOT CHOICE**	Fixed Feet on both legs	FF for Fixed Feet	\$0
	Leveler (adjustable) on both legs	LL for Leveler	\$0
	Wheels (recessed) on one side, Fixed Feet on other side	WF for Wheels/Fixed Feet	\$0
	Wheels (recessed) on one side, Leveler (adjustable) on other side	WL for Wheels/Leveler	\$0
	Swivel casters on both legs	SC for Swivel Casters	\$50
EXTRAS:	Please add extra part model # to the end of the product code (ex: -H)		
CARRYING HANDLE***	Add a handle for ease of transport (must be factory-installed)	(APPEND MODEL #) - H for Carrying Handle	\$25
GROMMET	One (1) grommet per table (must be factory-installed)	(APPEND MODEL #) - GM for Grommet	\$45
GANGING	Connect tables together (must be factory-installed)	(APPEND MODEL #) - G for Ganging	\$99

* Standard Laminates are offered at \$0 add on to list price. See page 5 for upcharges for non-standard laminates.

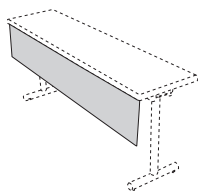
** Leave Foot Choice (7,8) blank for Folding Square-Leg models - only available in standard leg cap. Standard Foot Choice (7,8) for Flip Top (T-Leg & Arched-Leg) models is Swivel Casters (SC) and is \$0 add-on to list price of table.

*** Carrying Handle only available on select sized tables. Please see special notes section on previous product pages for sizes.

Revolution™ Modesty Panel & Carts

STEP ③ - ADD A MODESTY PANEL

To add a modesty panel, choose the model number below according to the table size you have chosen and include your laminate finish to complete the model number. Example:



REV-TT-1860-①②③

MODEL NUMBER

LAMINATE*
1,2,3

FIXED FOLDING MODESTY PANELS

For Revolution™ Folding T-Leg, Folding Arched-Leg, Flip Top T-Leg and Flip Top Arched-Leg table models

REMOVABLE MODESTY PANELS

For Revolution™ Folding Square-Leg table models

TABLE SIZE	MODEL NUMBER	SIZE (W" x L")	LIST PRICE (ADD ON)
1860	REV-TT-1860-###	7.5 x 59	\$400
1872	REV-TT-1872-###	7.5 x 71	\$450
1896	REV-TT-1896-###	7.5 x 95	\$475
2460	REV-TT-2460-###	7.625 x 59	\$240
2472	REV-TT-2472-###	7.625 x 71	\$250
2496	REV-TT-2496-###	7.625 x 95	\$275
3048	REV-TT-3048-###	9.25 x 47	\$240
3060	REV-TT-3060-###	9.25 x 59	\$240
3072	REV-TT-3072-###	9.25 x 71	\$275
3096	REV-TT-3096-###	9.25 x 95	\$300

TABLE SIZE	MODEL NUMBER	SIZE (W" x L")	LIST PRICE (ADD ON)
1860	REV-TT-1860-REM-###	9.25 x 59	\$240
1872	REV-TT-1872-REM-###	9.25 x 71	\$250
1896	REV-TT-1896-REM-###	9.25 x 95	\$260
2460	REV-TT-2460-REM-###	9.25 x 59	\$240
2472	REV-TT-2472-REM-###	9.25 x 71	\$250
2496	REV-TT-2496-REM-###	9.25 x 95	\$260
3048	REV-TT-3048-REM-###	9.25 x 47	\$240
3060	REV-TT-3060-REM-###	9.25 x 59	\$240
3072	REV-TT-3072-REM-###	9.25 x 71	\$250
3096	REV-TT-3096-REM-###	9.25 x 95	\$260

Notes: Modesty panels on ganging-equipped tables are 5" shorter than listed to clear the ganging studs. Additional lead time is required for modesty panels. ADD G on the end of the part number for ganged tables.

*See Standard Laminates on page 6.

STEP ④ - SELECT A TRANSPORTATION SOLUTION



Model REV-TTT



Model REV-VTT





MODEL NUMBER	SIZE (W" x L" x H")	STANDARD CASTER	CAPACITY	LIST PRICE
HD-REV-TTT-18	30.75 x 55.5 x 74.5	5" dia. x 2" W 2 rigid, 2 swivel phenolic	(18) 18" Wide Tables	\$1,700
HD-REV-TTT-30	30.75 x 55.5 x 74.5		(12) 24" - 30" Wide Tables	\$1,600
HD-REV-VTT	30.375 x 71.5 x 78.5	5" dia. x 2" W 2 rigid, 2 swivel phenolic	(10) 18" - 24" Wide Tables	\$1,600
HD-REV-VTT-30	33 x 71.5 x 78.5		(10) 18" - 30" Wide Tables	\$1,600

STEP ① - SELECT A TABLE MODEL

Snap™ Portable Tables

FEATURES

- Hexagonal shaped top configures into many different meeting scenarios
- Patented lightweight composite table top core
- Poured urethane MAXX Edge® prevents food and bacteria collection
- High-pressure laminate surface
- Rollers Base model has a positive-locking flip-top that secures tables vertically and horizontally
- Nesting base allows for extra compact storage

STYLE	MODEL NUMBER	SPECIAL NOTES	SIZE (W" x L" x H")	WEIGHT (LBS)	LIST PRICE
Snap™ Flip Top / Rollers Base 	REVFT36HXMxE####-RD##C3	Dining Height 3" Locking Casters	36 dia x 30	42	\$1,286
	REVFT36HXMxE####-RB##C3	Bistro Height 3" Locking Casters	36 dia x 42	41	\$1,286
	REVFT36HXMxE####-RA##C3	Adjustable Height 3" Locking Casters	36 dia x 32-42	43	\$1,628
Snap™ X-Base 	REV36HXMxE#IC###-XBL	Dining Height Black Base	36 dia x 42	21	\$700
	REV36HXMxE#IC###-XBL42	Bistro Height Black Base	36 dia x 30	22	\$700
	REV36HXMxE#IC###-XCH	Dining Height Brushed Silver Base	36 dia x 30	21	\$735
	REV36HXMxE#IC###-XCH42	Bistro Height Brushed Silver Base	36 dia x 42	22	\$735
Snap™ Trumpet Base 	REV36HXMxE#IC###-TBL	Dining Height Black Base	36 dia x 30	21	\$790
	REV36HXMxE#IC###-TBL42	Bistro Height Black Base	36 dia x 42	22	\$790
	REV36HXMxE#IC###-TCH	Dining Height Polished Chrome Base	36 dia x 30	21	\$815
	REV36HXMxE#IC###-TCH42	Bistro Height Polished Chrome Base	36 dia x 42	22	\$815
Snap™ Weighted Trumpet Base* 	REV36HXMxE#IC###-TBL-W	Dining Height Weighted Black Base	36 dia x 30	40	\$910
	REV36HXMxE#IC###-TBL42-W	Bistro Height Weighted Black Base	36 dia x 42	41	\$910
	REV36HXMxE#IC###-TCH-W	Dining Height Weighted Polished Chrome Base	36 dia x 30	40	\$935
	REV36HXMxE#IC###-TCH42-W	Bistro Height Weighted Polished Chrome Base	36 dia x 42	41	\$935

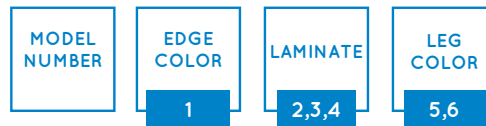
Note: Brushed Silver X-Base & Polished Chrome Trumpet Base comes with Chrome Column. Black X-Base & Black Trumpet Base comes with Black Column
 *23" Weighted Steel Trumpet Base weighs 30lbs.

Snap™ Portable Table Options




STEP ② - SELECT YOUR TABLE OPTIONS

To select your table options and complete your product code start with your Snap™ Table Model Number. Fill in each “#” based on options selected below. Example:

REVFT36HXMxE ①②③④ -RA ⑤⑥ C3



Snap™ Flip Top/Rollers Base Options

OPTION	DESCRIPTION	ADD TO MODEL NUMBER	ADD-ON LIST PRICE
1 MAXX® EDGE COLOR	 Black / Graphite / Pewter / Charcoal	B for Black G for Graphite P for Pewter C for Charcoal	\$0
2,3,4 LAMINATE (See Pages 5-6)	See pages 5-6 for our standard Formica® & Wilsonart® colors.	See page 6 for Standard Laminate 3-Letter Codes	\$0 (standard*)
5,6 LEG COLOR OPTIONS	 Black / Graphite / Wheat / Carbon	B for Black G for Graphite W for Wheat C for Carbon	\$0
	 Platinum / Pewter / Charcoal	PT for Platinum PE for Pewter CC for Charcoal	\$30

REV36HXMxE ①IC ②③④ -XBL



Snap™ X-Base & Trumpet Base Options

OPTION	DESCRIPTION	ADD TO MODEL NUMBER	ADD-ON LIST PRICE
1 MAXX® EDGE COLOR	 Black / Graphite / Pewter / Charcoal	B for Black G for Graphite P for Pewter C for Charcoal	\$0
2,3,4 LAMINATE (See Pages 5-6)	See pages 5-6 for our standard Formica® & Wilsonart® colors.	See page 6 for Standard Laminate 3-Letter Codes	\$0 (standard*)

* Standard Laminates are offered at \$0 add on to list price. See page 5 for upcharges for non-standard laminates.

STEP ① - SELECT A TABLE MODEL

Rollers™ Portable Tables

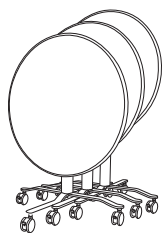
FEATURES

- Positive-locking flip-top secures table top vertically and horizontally
- Nesting base allows for extra compact storage
- Includes locking swivel casters as standard
- Patented lightweight composite table top core
- Poured urethane MAXX Edge® prevents food and bacteria collection
- High-pressure laminate surface
- Shipped knock-down

Round



Nested Bases



Square



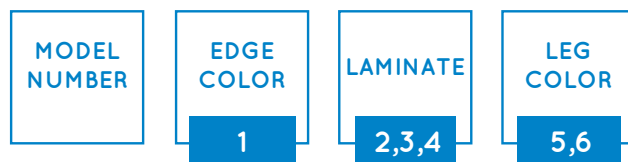
STYLE	MODEL NUMBER	DESCRIPTION	SIZE (W" x L" x H")	WEIGHT (LBS)	LIST PRICE
Round	REVFT30RDMXE####-RD##C3	Dining Height	30 dia x 30	40	\$1,234
	REVFT30RDMXE####-RB##C3	Bistro Height	30 dia x 42	41	\$1,234
	REVFT30RDMXE####-RA##C3	Adjustable Height	30 dia x 32-42	42	\$1,549
	REVFT36RDMXE####-RD##C3	Dining Height	36 dia x 30	43	\$1,286
	REVFT36RDMXE####-RB##C3	Bistro Height	36 dia x 42	44	\$1,286
	REVFT36RDMXE####-RA##C3	Adjustable Height	36 dia x 32-42	45	\$1,628
Square	REVFT3030MXE#RD###C3##	Dining Height	30 x 30 x 30	42	\$1,234
	REVFT3030MXE#RB###C3##	Bistro Height	30 x 30 x 42	43	\$1,234
	REVFT3030MXE#RA###C3##	Adjustable Height	30 x 30 x 32-42	44	\$1,575
	REVFT3636MXE#RD###C3##	Dining Height	36 x 36 x 30	43	\$1,313
	REVFT3636MXE#RB###C3##	Bistro Height	36 x 36 x 42	44	\$1,313
	REVFT3636MXE#RA###C3##	Adjustable Height	36 x 36 x 32-42	45	\$1,654

Rollers™ Portable Table Options

STEP ② - SELECT YOUR TABLE OPTIONS

To select your table options and complete your product code start with your Revolution™ Rollers Table Model Number. Fill in each “#” based on options selected below. Example:

REVFT3ORDMXE ①②③④ -RD ⑤⑥ C3



OPTION	DESCRIPTION	ADD TO MODEL NUMBER	ADD-ON LIST PRICE
1 MAXX® EDGE COLOR	 Black / Graphite / Pewter / Charcoal	B for Black G for Graphite P for Pewter C for Charcoal	\$0
2,3,4 LAMINATE (See Pages 5-6)	See pages 5-6 for our standard Formica® & Wilsonart® colors.	See page 6 for Standard Laminate 3-Letter Codes	\$0 (standard*)
5,6 LEG COLOR OPTIONS	 Black / Graphite / Wheat / Carbon	B for Black G for Graphite W for Wheat C for Carbon	\$0
	 Platinum / Pewter / Charcoal	PT for Platinum PE for Pewter CC for Charcoal	\$30
	 Polished Chrome	PC for Polished Chrome	\$150

* Standard Laminates are offered at \$0 add on to list price. See page 5 for upcharges for non-standard laminates.

Revolution™ Reception Tables

STEP ① - SELECT A TABLE MODEL

Revolution™ Reception Tables

FEATURES

- Patented lightweight composite table top core
- Three piece knock-down design; no tools required for assembly
- Table top & column have an Internal Connection (IC) design that locks securely into place
- Both sides of the table top lay flat & column connects internally
- Tops store flat & compact without scratching or wearing
- Poured urethane MAXX Edge® prevents food & bacteria collection
- High-pressure laminate surface

OPTIONS

Round



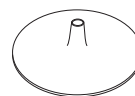
Square



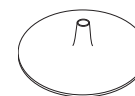
X-Base
(standard prices below)



Trumpet Base
(upcharges on next page)



Weighted Trumpet Base
(upcharges on next page)



STYLE	MODEL NUMBER	SPECIAL NOTES	SIZE (W" x L" x H")	WEIGHT (LBS)	LIST PRICE
24" Round	REV24RDMXE#IC###-###	d	24 dia x 30	15	\$567
	REV24RDMXE#IC###-###42	b	24 dia x 42	16	\$567
30" Round	REV30RDMXE#IC###-###	d	30 dia x 30	17	\$630
	REV30RDMXE#IC###-###42	b	30 dia x 42	18	\$630
36" Round	REV36RDMXE#IC###-###	d	36 dia x 30	23	\$700
	REV36RDMXE#IC###-###42	b	36 dia x 42	24	\$700
30" Square	REV3030MXE#IC###-###	d	30 x 30 x 30	19	\$714
	REV3030MXE#IC###-###42	b	30 x 30 x 42	20	\$714
36" Square*	REV3636MXE#IC###-###	d	36 x 36 x 30	n/a	\$767
	REV3636MXE#IC###-###42	b	36 x 36 x 42	n/a	\$767
40" Square*	REV4040MXE#IC###-###	d	40 x 40 x 30	n/a	\$845
	REV4040MXE#IC###-###42	b	40 x 40 x 42	n/a	\$845

d - dining height

b - bistro height

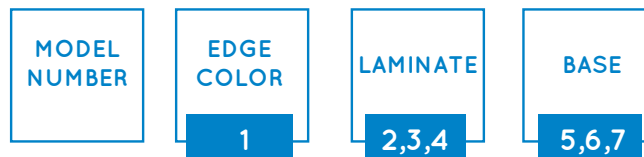
* A 23" Weighted Steel Trumpet Base is the only option for sizes 3636 Square and 4040 Square Revolution Reception Tables. Priced above accordingly.

Revolution™ Reception Table Options

STEP ② - SELECT YOUR TABLE OPTIONS

To select your table options and complete your product code start with your Revolution™ Reception Table Model Number. Fill in each “#” based on options selected below. Example:

REV24RDMXE ① IC ② ③ ④ - ⑤ ⑥ ⑦



OPTION	DESCRIPTION			ADD TO MODEL NUMBER	ADD-ON LIST PRICE
1 MAXX® EDGE COLOR	 Black / Graphite / Pewter / Charcoal			B for Black G for Graphite P for Pewter C for Charcoal	\$0
2,3,4 LAMINATE (See Pages 5-6)	See pages 5-6 for our standard Formica® & Wilsonart® colors.			See page 6 for Standard Laminate 3-Letter Codes	\$0 (standard*)
5,6,7 BASE** X-BASE OPTIONS: 	FOR TABLE SIZES	DESCRIPTION	WGT (LBS)	ADD TO MODEL NUMBER	ADD-ON LIST PRICE
	24" Round 30" Round 36" Round	Brushed Silver X-Base (standard)	3.2	XCH	\$0
		Black X-Base (standard)	3.2	XBL	\$0
TRUMPET BASE OPTIONS: 	24" Round 30" Round	20" Black Trumpet Base	4.8	TBL	\$90
		20" Polished Chrome Trumpet Base	4.8	TCH	\$110
	36" Round 3030 Square	23" Black Trumpet Base	7.8	TBL	\$90
		23" Polished Chrome Trumpet Base	7.8	TCH	\$110
WEIGHTED TRUMPET BASE OPTIONS: 	24" Round 30" Round	20" Weighted Black Trumpet Base	27	TBL-W	\$200
		20" Weighted Polished Chrome Trumpet Base	27	TCH-W	\$210
	36" Round 3030 Square 3636 Square*** 4040 Square***	23" Weighted Black Trumpet Base	30	TBL-W	\$215
		23" Weighted Polished Chrome Trumpet Base	30	TCH-W	\$235

* Standard Laminates are offered at \$0 add on to list price. See page 5 for upcharges for non-standard laminates.

** Brushed Silver X-Base & Polished Chrome Trumpet Base comes with Chrome Column. Black X-Base & Black Trumpet Base comes with Black Column.

*** A 23" Weighted Steel Trumpet Base is the only option for sizes 3636 Square and 4040 Square Revolution Reception Tables.

Revolution™ Reception Table Packages

STEP ① - SELECT A TABLE MODEL

Revolution™ Reception Table Packages

FEATURES

- Complete self-contained unit including HD-CCT30-REV transport cart*
- Available in full or half packages
- A variety of sizes available for tops, columns and bases
- Patented lightweight composite table top core
- Three piece knock-down design; no tools required for assembly
- Table top & column have an Internal Connection (IC) design that locks securely into place
- Poured urethane MAXX Edge® prevents food and bacteria collection
- High-pressure laminate surface

Full & Half Packages



X-Base (standard prices below)



Trumpet Base (upcharges on next page)



Weighted Trumpet Base* (upcharges on next page)



FULL PACKAGES (20 Tables, 20 Bases, 40 Columns)

STYLE	MODEL NUMBER	SPECIAL NOTES	SIZE (W" x L" x H")	WEIGHT (LBS)	LIST PRICE
Round	REVPKG24RDMXE#IC###-###		24" dia x 30/42"	513	\$13,020
	REVPKG30RDMXE#IC###-###		30" dia x 30/42"	553	\$14,070
	REVPKG36RDMXE#IC###-###		36" dia x 30/42"	613	\$16,065
Mix of Round	REVMIX2430RDMXE#IC###-###	mix	24/30" dia x 30/42"	553	\$13,545
	REVMIX2436RDMXE#IC###-###	mix	24/36" dia x 30/42"	613	\$14,490
	REVMIX3036RDMXE#IC###-###	mix	30/36" dia x 30/42"	613	\$15,015
Square	REVPKG3030MXE#IC###-###		30"x 30" x 30/42"	n/a	\$14,070
	REVPKG3636MXE#IC###-###	wb, n, b	36"x 36" x 30/42"	n/a	\$12,675
	REVPKG4040MXE#IC###-###	wb, n, b	40"x 40" x 30/42"	n/a	\$13,925
Snap™	REVPKG36HXMXE#IC###-###		36 dia x 32-42	n/a	\$16,065

HALF PACKAGES (10 Tables, 10 Bases, 20 Columns)

STYLE	MODEL NUMBER	SPECIAL NOTES	SIZE (W" x L" x H")	WEIGHT (LBS)	LIST PRICE
Round	REVHP24RDMXE#IC###-###		24" dia x 30/42"	329	\$7,665
	REVHP30RDMXE#IC###-###		30" dia x 30/42"	349	\$8,190
	REVHP36RDMXE#IC###-###		36" dia x 30/42"	379	\$9,135
Square	REVHP3030MXE#IC###-###		30"x 30" x 30/42"	n/a	\$8,190
	REVHP3636MXE#IC###-###	wb, b	36"x 36" x 30/42"	n/a	\$9,135
	REVHP4040MXE#IC###-###	wb, b	40"x 40" x 30/42"	n/a	\$11,875
Snap™	REVHP36HXMXE#IC###-###		36 dia x 32-42	n/a	\$9,135

* If weighted trumpet bases are chosen for the REV IC Full Package, it will hold 12 (NOT 20) tables; cart model will vary from HD-CCT30-REV. See page 39.

mix - Mix of Round Full Packages contain ten (10) of each two (2) sizes of tops plus matching bases.

wb - A 23" Weighted Steel Trumpet Base is the only option for sizes 3636 Square and 4040 Square Revolution Reception Tables.

t - The 3636 Square and 4040 Square Revolution Reception Table Full Packages ONLY come with 12 (NOT 20) tables. Priced above accordingly.

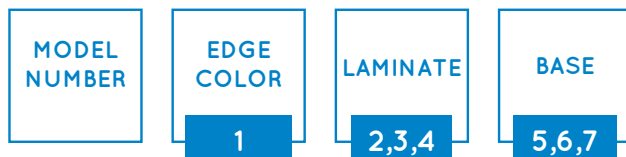
b - The list price for this package includes black weighted trumpet bases. Add \$240 to the list price to upgrade to polished chrome weighted bases.





Revolution™ Reception Table Package Options

STEP ② - SELECT YOUR TABLE OPTIONS

To select your table options and complete your product code start with your Revolution™ Reception Table Package Model Number. Fill in each “#” based on options selected below. Example:

REVPKG24RDMXE ① IC ② ③ ④ - ⑤ ⑥ ⑦



OPTION	DESCRIPTION		ADD TO MODEL NUMBER	HALF PACKAGE ADD-ON LIST PRICE	FULL PACKAGE ADD-ON LIST PRICE	
1 MAXX® EDGE COLOR	 Black / Graphite / Pewter / Charcoal		B for Black G for Graphite P for Pewter C for Charcoal	\$0	\$0	
2,3,4 LAMINATE (See Pages 5-6)	See pages 5-6 for our standard Formica® & Wilsonart® colors.		See page 6 for Standard Laminate 3-Letter Codes	\$0 (standard*)	\$0 (standard*)	
5,6,7 BASE**	FOR TABLE SIZES	DESCRIPTION	WGT PER BASE (LBS)	ADD TO MODEL NUMBER	HALF PACKAGE ADD-ON LIST PRICE	FULL PACKAGE ADD-ON LIST PRICE
X-BASE OPTIONS: 	24" Round 30" Round 36" Round	Brushed Silver X-Base (standard)	3.2	XCH	\$0	\$0
		Black X-Base (standard)	3.2	XBL	\$0	\$0
TRUMPET BASE OPTIONS: 	24" Round 30" Round	20" Black Trumpet Base	4.8	TBL	\$900	\$1,800
		20" Polished Chrome Trumpet Base	4.8	TCH	\$1,100	\$2,200
	36" Round 3030 Square	23" Black Trumpet Base	7.8	TBL	\$900	\$1,800
		23" Polished Chrome Trumpet Base	7.8	TCH	\$1,100	\$2,200
WEIGHTED TRUMPET BASE OPTIONS: 	24" Round 30" Round	20" Weighted Black Trumpet Base	27	TBL-W	\$2,000	\$4,000
		20" Weighted Polished Chrome Trumpet Base	27	TCH-W	\$2,100	\$4,200
	36" Round 3030 Square 3636 Square*** 4040 Square***	23" Weighted Black Trumpet Base	30	TBL-W	\$2,150	\$4,300
		23" Weighted Polished Chrome Trumpet Base	30	TCH-W	\$2,350	\$4,700

* Standard Laminates are offered at \$0 add on to list price. See page 5 for upcharges for non-standard laminates.

** Brushed Silver X-Base & Polished Chrome Trumpet Base comes with Chrome Column. Black X-Base & Black Trumpet Base comes with Black Column

*** A 23" Weighted Steel Trumpet Base is the only option for sizes 3636 Square and 4040 Square Revolution Reception Tables. Packages priced accordingly on previous page.

Reception Tables

FEATURES

- Knock-down design stores compactly
- A variety of shapes and sizes available for tops, columns and bases
- See laminate options on pages 5-6 for MAXX® Edge Laminate and Laminate Series tables

HEIGHT







- 30" Dining Height; 42" Bistro Height; 30" to 42" pin Adjustable Height (only available in Chrome Column)

BASE*

See more base info on page 21

- Black or Silver X-Base is standard - see prices below
- Black Trumpet Base - ADD \$90; Polished Chrome Trumpet Base - ADD \$110
- Weighted Black Trumpet Base-ADD \$200-\$215; Weighted Polished Chrome Trumpet Base-ADD \$210-\$235

* Brushed Silver X-Base & Polished Chrome Trumpet Base come with Chrome Column. Black X-Base & Black Trumpet Base comes with Black Column.

STYLE	MODEL NUMBER	SERIES	SIZE (W" x L" x H")	QUICK SHIP	WEIGHT (LBS)	LIST PRICE
	LS3024RDMX	MAXX® Edge Laminate	24 dia x 30		19	\$389
	LS4224RDMX	MAXX® Edge Laminate	24 dia x 42		20	\$415
	LSADJ24RDMX	MAXX® Edge Laminate	24 dia x adj		21	\$488
	LS3024RD	Laminate	24 dia x 30		17	\$326
	LS4224RD	Laminate	24 dia x 42		18	\$352
	LSADJ24RD	Laminate	24 dia x adj		19	\$389
	HO24DI-SK	200 Series Plywood	24 dia x 30	qs, sp	17	\$237
	HO24DI-SK42	200 Series Plywood	24 dia x 42	qs, sp	18	\$263
	HO24DI-SKADJ	200 Series Plywood	24 dia x adj	qs, sp	19	\$299
	LS3030RDMX	MAXX® Edge Laminate	30 dia x 30		25	\$399
	LS4230RDMX	MAXX® Edge Laminate	30 dia x 42		26	\$425
	LSADJ30RDMX	MAXX® Edge Laminate	30 dia x adj		27	\$499
	LS3030RD	Laminate	30 dia x 30	qs	22	\$336
	LS4230RD	Laminate	30 dia x 42	qs	23	\$362
	LSADJ30RD	Laminate	30 dia x adj		24	\$399
	HO30DI-SK	200 Series Plywood	30 dia x 30	qs, sp	22	\$247
	HO30DI-SK42	200 Series Plywood	30 dia x 42	qs, sp	23	\$273
	HO30DI-SKADJ	200 Series Plywood	30 dia x adj	qs, sp	23	\$309
	B30RD-SK	ABS Plastic	30 dia x 30		22	\$370
	B30RD-SK42	ABS Plastic	30 dia x 42		23	\$395
	B30RD-SKADJ	ABS Plastic	30 dia x adj		23	\$430
	LS3036RDMX	MAXX® Edge Laminate	36 dia x 30		32	\$465
	LS4236RDMX	MAXX® Edge Laminate	36 dia x 42		33	\$540
	LSADJ36RDMX	MAXX® Edge Laminate	36 dia x adj		34	\$578
	LS3036RD	Laminate	36 dia x 30	qs	30	\$357
	LS4236RD	Laminate	36 dia x 42	qs	31	\$383
	LSADJ36RD	Laminate	36 dia x adj		32	\$420
	HO36DI-SK	200 Series Plywood	36 dia x 30	qs, sp	25	\$278
	HO36DI-SK42	200 Series Plywood	36 dia x 42	qs, sp	26	\$304
	HO36DI-SKADJ	200 Series Plywood	36 dia x adj	qs, sp	26	\$340
	B36RD-SK	ABS Plastic	36 dia x 30		25	\$390
	B36RD-SK42	ABS Plastic	36 dia x 42		26	\$415
	B36RD-SKADJ	ABS Plastic	36 dia x adj		26	\$450
24" Square	LS302424	Laminate	24 x 24 x 30		19	\$336
	LS422424	Laminate	24 x 24 x 42		20	\$362
	LSADJ2424	Laminate	24 x 24 x adj		21	\$399
	LS303030	Laminate	30 x 30 x 30		25	\$347
	LS423030	Laminate	30 x 30 x 42		27	\$373
	LSADJ3030	Laminate	30 x 30 x adj		28	\$409
	HO3030-SK	200 Series Plywood	30 x 30 x 30	qs	25	\$299
	HO3030-SK42	200 Series Plywood	30 x 30 x 42	qs	26	\$317
	HO3030-SKADJ	200 Series Plywood	30 x 30 x adj	qs	27	\$360
	LS303636	Laminate	36 x 36 x 30		35	\$368
	LS423636	Laminate	36 x 36 x 42		36	\$394
	LSADJ3636	Laminate	36 x 36 x adj		37	\$431
	HO3636-SK	200 Series Plywood	36 x 36 x 30	qs	28	\$319
	HO3636-SK42	200 Series Plywood	36 x 36 x 42	qs	29	\$324
	HO3636-SKADJ	200 Series Plywood	36 x 36 x adj	qs	30	\$360
30" & 36" Triangle 	HOTRI30-SK	200 Series Plywood	30 x 30 x 30		23	\$273
	HOTRI30-SK42	200 Series Plywood	30 x 30 x 42		24	\$294
	HOTRI30-SKADJ	200 Series Plywood	30 x 30 x adj		25	\$330
	HOTRI36-SK	200 Series Plywood	36 x 36 x 30		26	\$299
	HOTRI36-SK42	200 Series Plywood	36 x 36 x 42		27	\$324
		HOTRI36-SKADJ	200 Series Plywood	36 x 36 x adj		28

adj - adjustable

qs - Ships within 1-2 weeks ARO

sp - stocking program

Reception Table Packages

FEATURES

- Complete self-contained unit including transport cart
- Knock-down design stores compactly
- A variety of sizes available for tops, columns and bases

COLUMN & BASE FINISH

- Brushed Silver X-Base or Black X-Base are standard (see prices below)
- See other base options below

LAMINATE OPTIONS

- See laminate options on pages 5-6









30" Reception Table Packages (10 Tables, 10 Bases, 20 Columns):

STYLE	MODEL NUMBER	SERIES	SIZE (W" x L" x H")	WEIGHT (LBS)	LIST PRICE
30"	RECPKG-HO-30RD-CCT	200 Series Plywood	30" dia x 30/42"	454	\$4,100
	RECPKG-HO-30SQ-CCT	200 Series Plywood	30" x 30" x 30/42"	484	\$4,200
	RECPKG-B30RDCCT	ABS Plastic	30" dia x 30/42"	454	\$5,200
	RECPKG-LS30DIB	Laminate	30" dia x 30/42"	454	\$4,900
	RECPKG-LS3030B	Laminate	30" x 30" x 30/42"	474	\$5,000
	RECPKG-LS30DI-MX	MAXX® Edge Laminate	30" dia x 30/42"	484	\$5,500

36" Reception Table Packages (12 Tables, 12 Bases, 24 Columns):

STYLE	MODEL NUMBER	SERIES	SIZE (W" x L" x H")	WEIGHT (LBS)	LIST PRICE
36"	RECPKG-HO-36RD-CCT	200 Series Plywood	36" dia x 30/42"	571	\$5,400
	RECPKG-HO-36SQ-CCT	200 Series Plywood	36" x 30" x 30/42"	607	\$5,500
	RECPKG-B36RDCCT	ABS Plastic	36" dia x 30/42"	571	\$6,600
	RECPKG-LS36DIB	Laminate	36" dia x 30/42"	631	\$6,300
	RECPKG-LS3630B	Laminate	36" x 30" x 30/42"	691	\$6,400
	RECPKG-LS36DI-MX	MAXX® Edge Laminate	36" dia x 30/42"	655	\$7,400

BASE OPTIONS*	DESCRIPTION	MODEL NUMBER	WEIGHT (LBS) PER BASE	30" PACKAGE ADD-ON LIST PRICE	36" PACKAGE ADD-ON LIST PRICE
X-BASE OPTIONS:	Brushed Silver X-Base (standard) 	XCH	3.2	\$0	\$0
	Black X-Base (standard) 	XBL	3.2	\$0	\$0
TRUMPET BASE OPTIONS:	Black Trumpet Base 	TBL	4.8	\$900	\$1,080
	Polished Chrome Trumpet Base 	TCH	4.8	\$1,100	\$1,320
WEIGHTED TRUMPET BASE OPTIONS:	Weighted Black Trumpet Base 	TBL-W	27-30	\$2,000	\$2,150
	Weighted Polished Chrome Trumpet Base 	TCH-W	27-30	\$2,100	\$2,350

*Brushed Silver X-Base & Polished Chrome Trumpet Base come with Chrome Column. Black X-Base & Black Trumpet Base come with Black Column.

MAXX Edge® Laminate Folding Tables

FEATURES

- MAXX Edge® is a poured seamless polyurethane edge that prevents food & bacteria collection
- Solid plywood core
- High-pressure laminate surface
- Leg Options - All come with black epoxy powdercoat finish:
 - **Square Leg** 600 (aka Premiere Series™)/600 Series): 1.5" square steel folding legs
 - **Designer Leg** DS (aka Conference Series): Ergonomically designed legs
 - **Wishbone Leg** LS (aka Classic Series): Heavy-duty steel "gravity-lock" legs
 - **Knock Down KD** (aka Pedestal/Cocktail): Brushed Aluminum X-Base w/ Chrome Column is standard (other base options available)










LAMINATE OPTIONS

See laminate options on pages 5-6

MAXX EDGE® COLORS



Black (B) / Graphite (G) / Pewter (P) / Charcoal (C)

STYLE	MODEL NUMBER	SPECIAL NOTES	SIZE (W" x L" x H")	WEIGHT (LBS)	LIST PRICE
Banquet - Square Leg 	600-3072MX-LAM		30 x 72 x 30	52	\$693
	600-2496MX-LAM		24 x 96 x 30	n/a	\$715
	600-3096MX-LAM		30 x 96 x 30	66	\$735
Banquet - Designer Leg 	DS303072MX		30 x 72 x 30	59	\$704
	DS302496MX		24 x 96 x 30	n/a	\$815
	DS303096MX		30 x 96 x 30	72	\$825
Banquet - Wishbone Leg 	LS303072MX	gl	30 x 72 x 30	60	\$700
	LS243096MX	gl	24 x 96 x 30	n/a	\$718
	LS303096MX	gl	30 x 96 x 30	80	\$815
Training - Square Leg 	600-1872MX-LAM		18 x 72 x 30	49	\$641
	600-1896MX-LAM		18 x 96 x 30	52	\$662
Training - Designer Leg 	DS301872MX		18 x 72 x 30	45	\$641
	DS301896MX		18 x 96 x 30	54	\$683
Training - Wishbone Leg 	LS301872MX	gl	18 x 72 x 30	40	\$650
	LS301896MX	gl	18 x 96 x 30	50	\$785
Round - Square Leg 	600-60DIMX-LAM		60 dia x 30	66	\$924
	600-72DIMX-LAM	sv	72 dia x 30	n/a	\$1365
Round - Wishbone Leg 	LS3060RDMX	ns, gl	60 dia x 30	69	\$916
Pedestal Round ("Knock-Down") 	LS3024RDMX	tpt	24 dia x 30	19	\$389
	LS4224RDMX	tpt	24 dia x 42	20	\$415
	LS3030RDMX	tpt	30 dia x 30	25	\$399
	LS4230RDMX	tpt	30 dia x 42	26	\$425
	LS3036RDMX	tpt	36 dia x 30	32	\$465
	LS4236RDMX	tpt	36 dia x 42	33	\$540
	LSADJ24RDMX	tpt	24 dia x ADJ	21	\$488
	LSADJ30RDMX	tpt	30 dia x ADJ	27	\$499
LSADJ36RDMX	tpt	36 dia x ADJ	34	\$578	

sv - Seam visible on table

ns - Non-Sequential folding leg standard

tpt - Trumpet-Style base option available. Add \$90 (black) or \$110 (chrome) to LIST price. Weighted Bases also available.

gl - Gravity-lock legs

Laminate Folding Tables

FEATURES

- Solid plywood core
- Black vinyl “bullnose” molding
- High pressure laminate surface
- Leg Options - All come with black epoxy powdercoat finish:
 - **Square Leg** 600 (aka Premiere Series™)/600 Series): 1.5” square steel folding legs
 - **Designer Leg** DS (aka Conference Series): Ergonomically designed legs
 - **Wishbone Leg** LS (aka Classic Series): Heavy-duty steel “gravity-lock” legs

LAMINATE OPTIONS See laminate options on pages 5-6

STYLE	LEG	MODEL NUMBER	SPECIAL NOTES	SIZE (W" x L" x H")	QUICK SHIP	WEIGHT (LBS)	LIST PRICE
Banquet 	Square Leg	600-3060B-LAM		30 x 60 x 30		49	\$550
		600-3072B-LAM		30 x 72 x 30		51	\$575
		600-3096B-LAM		30 x 96 x 30		64	\$635
	Designer Leg	DS303072		30 x 72 x 30		59	\$665
		DS303096		30 x 96 x 30		72	\$700
	Wishbone Leg	LS303072		30 x 72 x 30	qs	59	\$650
LS303096			30 x 96 x 30		72	\$700	
Training 	Square Leg	600-1860B-LAM		18 x 60 x 30		45	\$500
		600-1872B-LAM		18 x 72 x 30		48	\$510
		600-1896B-LAM		18 x 96 x 30		50	\$530
		600-2460B-LAM		24 x 60 x 30		53	\$550
		600-2472B-LAM		24 x 72 x 30		55	\$575
		600-2496B-LAM		24 x 96 x 30		57	\$590
	Designer Leg	DS301872		18 x 72 x 30		45	\$550
		DS301896		18 x 96 x 30		54	\$590
		DS302472		24 x 72 x 30		51	\$590
	Wishbone Leg	DS302496		24 x 96 x 30		60	\$610
		LS301872		18 x 72 x 30	qs	39	\$525
		LS301896		18 x 96 x 30		49	\$557
	Modesty Panel	LS302472		24 x 72 x 30		51	\$578
		LS302496		24 x 96 x 30		60	\$609
		MPS1272		12 x 72 x 0.75		21	\$250
MPS1296		12 x 96 x 0.75		25	\$260		
Round 	Square Leg	600-30DIB-LAM		30 dia x 30		27	\$400
		600-36DIB-LAM		36 dia x 30		31	\$455
		600-48DIB-LAM		48 dia x 30		42	\$710
		600-60DIB-LAM		60 dia x 30		65	\$780
		600-66DIB-LAM		66 dia x 30		67	\$850
	Wishbone Leg	LS3060RD	ns	60 dia x 30	qs	68	\$767
LS3072RD		ns, s	72 dia x 30		n/a	\$1,100	
Square 	Square Leg	600-3030-LAM		30 x 30 x 30		30	\$450
		600-3636-LAM		36 x 36 x 30		37	\$470
		600-4242-LAM		42 x 42 x 30		45	\$690
		600-4848-LAM		48 x 48 x 30		48	\$690
		600-6060-LAM		60 x 60 x 30		65	\$820
Serpentine 	Square Leg	600-3X8B-LAM		30 x 48 x 30		49	\$610
		600-4X9B-LAM		30 x 54 x 30		54	\$750
		600-5X10B-LAM		30 x 60 x 30		58	\$780

ns - Non-Sequential folding leg standard







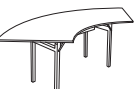
qs - Ships within 1-2 weeks ARO

s - Seam visible on table

600 Series Plywood Folding Tables

FEATURES

- 5/8" plywood top
- Ultraviolet light cured polyurethane coating on plywood top
- Walnut sealer stain finish
- C-Channel wrapped aluminum edge molding
- 1.5" square folding legs with black epoxy powdercoat finish
- Full length unitized steel frame

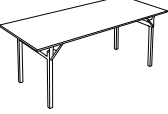
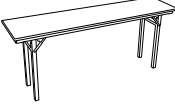




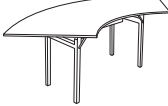
STYLE	MODEL NUMBER	SPECIAL NOTES	SIZE (W" x L" x H")	WEIGHT (LBS)	LIST PRICE
Banquet 	600-3060A		30 x 60 x 30	47	\$368
	600-3072A	sp	30 x 72 x 30	50	\$393
	600-3096A	sp	30 x 96 x 30	63	\$437
	600-3672A		36 x 72 x 30	58	\$494
	600-3696A		36 x 96 x 30	64	\$515
Training 	600-1860A		18 x 60 x 30	45	\$315
	600-1872A	sp	18 x 72 x 30	47	\$326
	600-1896A	sp	18 x 96 x 30	49	\$347
	600-2460A		24 x 60 x 30	52	\$347
	600-2472A		24 x 72 x 30	55	\$357
	600-2496A		24 x 96 x 30	57	\$389
Round 	600-30DIA		30 dia x 30	26	\$315
	600-36DIA		36 dia x 30	30	\$347
	600-48DIA		48 dia x 30	41	\$473
	600-60DIA	sp	60 dia x 30	64	\$504
	600-66DIA		66 dia x 30	69	\$651
	600-72DIA	sp	72 dia x 30	75	\$651
Square 	600-3030A		30 x 30 x 30	29	\$357
	600-3636A		36 x 36 x 30	36	\$389
	600-4242A		42 x 42 x 30	44	\$515
	600-4848A		48 x 48 x 30	47	\$515
	600-6060A		60 x 60 x 30	72	\$535
	600-7272A		72 x 72 x 30	88	\$693
Half-Round 	600-60SCA		30 x 60 x 30	43	\$380
	600-72SCA		36 x 72 x 30	50	\$500
Quarter-Round 	600-30QTA		30 x 30 x 30	29	\$357
	600-36QTA		36 x 36 x 30	32	\$368
Serpentine 	600-3X8A		30 x 48 x 30	48	\$431
	600-4X9A		30 x 54 x 30	53	\$510
	600-5X10A		30 x 60 x 30	57	\$580
	600-7X12A		30 x 72 x 30	71	\$690
	600-10X15A		30 x 90 x 30	83	\$770

sp - stocking program / returnable item

600 Series Padded Top Folding Tables

FEATURES

- 5/8" plywood top
- White padded vinyl top
- C-Channel wrapped aluminum edge molding
- 1.5" square folding legs with black epoxy powdercoat finish
- Full length unitized steel frame

STYLE	MODEL NUMBER	SPECIAL NOTES	SIZE (W" x L" x H")	WEIGHT (LBS)	LIST PRICE
Banquet 	600-3060A-PAD		30 x 60 x 30	47	\$511
	600-3072A-PAD		30 x 72 x 30	50	\$522
	600-3096A-PAD		30 x 96 x 30	63	\$566
	600-3672A-PAD		36 x 72 x 30	58	\$644
	600-3696A-PAD		36 x 96 x 30	64	\$666
Training 	600-1860A-PAD		18 x 60 x 30	45	\$433
	600-1872A-PAD		18 x 72 x 30	47	\$444
	600-1896A-PAD		18 x 96 x 30	49	\$466
	600-2460A-PAD		24 x 60 x 30	52	\$466
	600-2472A-PAD		24 x 72 x 30	55	\$477
	600-2496A-PAD		24 x 96 x 30	57	\$511
Round 	600-30DIA-PAD		30 dia x 30	26	\$371
	600-36DIA-PAD		36 dia x 30	30	\$390
	600-48DIA-PAD		48 dia x 30	41	\$599
	600-60DIA-PAD		60 dia x 30	64	\$654
	600-66DIA-PAD		66 dia x 30	69	\$790
	600-72DIA-PAD		72 dia x 30	75	\$790
Square 	600-3030A-PAD		30 x 30 x 30	29	\$440
	600-3636A-PAD		36 x 36 x 30	36	\$477
	600-4242A-PAD		42 x 42 x 30	44	\$644
	600-4848A-PAD		48 x 48 x 30	47	\$644
	600-6060A-PAD		60 x 60 x 30	72	\$653
	600-7272A-PAD		72 x 72 x 30	88	\$921
Half-Round 	600-60SCA-PAD		30 x 60 x 30	43	\$490
	600-72SCA-PAD		36 x 72 x 30	50	\$610
					\$404
					\$439
Quarter-Round 	600-30QTA-PAD		30 x 30 x 30	29	\$620
	600-36QTA-PAD		36 x 36 x 30	32	\$690
					\$800
Serpentine 	600-3X8A-PAD		30 x 48 x 30	48	\$520
	600-4X9A-PAD		30 x 54 x 30	53	\$620
	600-5X10A-PAD		30 x 60 x 30	57	\$690
	600-7X12A-PAD		30 x 72 x 30	71	\$800
	600-10X15A-PAD		30 x 90 x 30	83	\$880

200 Series Plywood Folding Tables

FEATURES








- 5/8" plywood top / walnut sealer stain / UV polycoat
- Low profile hardwood runners
- C-Channel wrapped aluminum edge molding
- Gravity lock, wishbone folding leg or Knock-down column & base available
- 100% bolt-thru construction

TABLE HEIGHT

30" Standard; 29" add \$25 LIST/table; Adjustable Height (w/ pin) add \$100 LIST/table

ORDER QUANTITY

Minimum 2 each by size and options

STYLE	MODEL NUMBER	SPECIAL NOTES	SIZE (W" x L" x H")	QUICK SHIP	WEIGHT (LBS)	LIST PRICE
Banquet 	HO3048		30 x 48 x 30		33	\$300
	HO3072	sp	30 x 72 x 30	qs	45	\$324
	HO3096	sp	30 x 96 x 30	qs	53	\$347
	HO3672		36 x 72 x 30		55	\$433
	HO3696		36 x 96 x 30		64	\$455
Training 	HO1872	sp	18 x 72 x 30		39	\$292
	HO1896	sp	18 x 96 x 30		46	\$302
	HO2472		24 x 72 x 30		45	\$309
	HO2496		24 x 96 x 30		54	\$342
Round 	HO30DI		30 dia x 30		27	\$292
	HO36DI		36 dia x 30		31	\$302
	HO48DI	sp	48 dia x 30		46	\$324
	HO60DI	nsa, sp	60 dia x 30	qs	62	\$400
	HO66DI	nsa, nah	66 dia x 30		62	\$584
	HO72DI	nsa, nah, sp	72 dia x 30		78	\$584
Square 	HO4848	nah	48 x 48 x 30		50	\$368
	HO6060		60 x 60 x 30		70	\$443
	HO7272		72 x 72 x 30		80	\$600
Half-Round 	HOSC30	nmt	15 x 30 x 30		21	\$292
	HOSC36	nmt	18 x 36 x 30		24	\$314
	HOSC48	nmt	24 x 48 x 30		31	\$335
	HOSC60	nmt	30 x 60 x 30		40	\$347
	HOSC72	nmt	36 x 72 x 30		52	\$443
	HOSC96		48 x 96 x 30		?	\$550
Quarter-Round 	HOQT60	nmt	30 x 30 x 30		23	\$288
	HOQT72	nmt	36 x 36 x 30		28	\$299
Pedestal Round ("Knock-Down") 	HO24DI-SK	tpt, sp	24 dia x 30	qs	17	\$237
	HO24DI-SK42	tpt, sp	24 dia x 42	qs	18	\$263
	HO24DI-SKADJ	tpt, sp	24 dia x adj	qs	19	\$299
	HO30DI-SK	tpt, sp	30 dia x 30	qs	22	\$247
	HO30DI-SK42	tpt, sp	30 dia x 42	qs	23	\$273
	HO30DI-SKADJ	tpt, sp	30 dia x adj	qs	23	\$309
	HO36DI-SK	tpt, sp	36 dia x 30	qs	25	\$278
	HO36DI-SK42	tpt, sp	36 dia x 42	qs	26	\$304
	HO36DI-SKADJ	tpt, sp	36 dia x adj	qs	26	\$340

200 Series Plywood Folding Tables

FEATURES



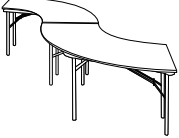
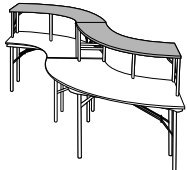

- 5/8" plywood top / walnut sealer stain / UV polycoat
- Low profile hardwood runners
- C-Channel wrapped aluminum edge molding
- Gravity lock, wishbone folding leg or Knock-down column & base available
- 100% bolt-thru construction

TABLE HEIGHT

30" Standard; 29" add \$25 LIST/table; Adjustable Height (w/ pin) add \$100 LIST/table

ORDER QUANTITY

Minimum 2 each by size and options

STYLE	MODEL NUMBER	SPECIAL NOTES	SIZE (W" x L" x H")	QUICK SHIP	WEIGHT (LBS)	LIST PRICE
Pedestal Square ("Knock-Down") 	HO3030-SK	tpt	30 x 30 x 30	qs	25	\$299
	HO3030-SK42	tpt	30 x 30 x 42	qs	26	\$317
	HO3030-SKADJ	tpt	30 x 30 x adj	qs	27	\$360
	HO3636-SK	tpt	36 x 36 x 30	qs	28	\$319
	HO3636-SK42	tpt	36 x 36 x 42	qs	29	\$324
	HO3636-SKADJ	tpt	36 x 36 x adj	qs	30	\$360
Pedestal Triangle ("Knock-Down") 	HOTRI30-SK	tpt	30 x 30 x 30		23	\$273
	HOTRI30-SK42	tpt	30 x 30 x 42		24	\$294
	HOTRI30-SKADJ	tpt	30 x 30 x adj		25	\$330
	HOTRI36-SK	tpt	36 x 36 x 30		26	\$299
	HOTRI36-SK42	tpt	36 x 36 x 42		27	\$324
	HOTRI36-SKADJ	tpt	36 x 36 x adj		28	\$361
Serpentine 	HOSP3X8	nmt	30 x 48 x 30			\$320
	HOSP4X9	nmt, sp	30 x 54 x 30			\$350
	HOSP5X10	nmt, sp	30 x 60 x 30		46	\$402
	HOSP7X12	nmt	30 x 72 x 30		65	\$587
	HOSP10X15	nmt	30 x 90 x 30		75	\$597
Serpentine Buffet 	SBL3X8BOE	lam, nmt	12 x 48 x 13		28	\$473
	SBL4X9BOE	lam, nmt	12 x 54 x 13		32	\$484
	SBL5X10BOE	lam, nmt	12 x 60 x 13		37	\$556
	SBL7X12BOE	lam, nmt	12 x 72 x 13		43	\$745
	SBL3X8BIE	lam, nmt	12 x 48 x 13		26	\$474
	SBL4X9BIE	lam, nmt	12 x 54 x 13		29	\$484
	SBL5X10BIE	lam, nmt	12 x 60 x 13		33	\$556
Rectangular Buffet 	LM1248B	lam, nmt	12 x 48 x 13		25	\$422
	LM1272B	lam, nmt, sp	12 x 72 x 13		28	\$440
	LM1296B	lam, nmt	12 x 96 x 13		32	\$453

qs - ships within 1-2 weeks ARO

lam - features black laminate top & black vinyl edge

tpt - add LIST for Trumpet-style base - \$90 Black and \$110 Chrome. Weighted Trumpet Base also available.

sp - stocking program/returnable item

nsa - non-sequential folding leg available (folded depth of 2.5")

nah - no adjustable height

nmt - order minimums may apply



Liberty Series Plywood Folding Tables

FEATURES

- 3/4" plywood top with a walnut sealer stain & UV polycoat.
- Bullnose, vinyl edge standard. C-Channel edge upgrade available (Add \$10/table).
- Low profile, solid American hardwood runners.
- Heavy-duty, wishbone boss & mate folding legs.
- 100% bolt-through construction.

ORDER QUANTITY & SHIPPING

- Minimum 6 each by size and options;
- Tables are not boxed, but shipped on pallets, stretchwrapped.

STYLE	MODEL NUMBER	SIZE	QUICK SHIP	WEIGHT (LBS)	LIST PRICE
Banquet 	LIB-3072B	30"W x 72"L x 30"H	qs	45	\$315
	LIB-3096B	30"W x 96"L x 30"H	qs	55	\$340
Round 	LIB-60DIB	60"dia x 30"H	qs	70	\$350

Mobile Buffet Tables

FEATURES

- Tables fold for easy storage
- Solid plywood core
- 5" locking casters
- Optional storage rack
- Ideal for food and beverage service
- Second tier is removable and storable
- Removable storage rack below for quick access to storage
- Table breaks down into three pieces
- Many laminate choices available on pages 5-6

STYLE	MODEL NUMBER	SPECIAL NOTES	SIZE (W" x L" x H")	WEIGHT (LBS)	LIST PRICE
Buffet with Rack 	HO3072-MBR	200 Series Plywood	30 x 72 x 43	86	\$1,330
	HO3096-MBR	200 Series Plywood	30 x 96 x 43	104	\$1,430
	LS3072-MBR	Laminate	30 x 72 x 43	100	\$1,590
	LS3096-MBR	Laminate	30 x 96 x 43	123	\$1,690
	LS3072MX-MBR	MAXX® Edge Laminate	30 x 72 x 43	100	\$1,690
	LS3096MX-MBR	MAXX® Edge Laminate	30 x 96 x 43	123	\$1,790
Buffet Only 	HO3072-MB	200 Series Plywood	30 x 72 x 43	73	\$1,010
	HO3096-MB	200 Series Plywood	30 x 96 x 43	85	\$1,050
	LS3072-MB	Laminate	30 x 72 x 43	87	\$1,270
	LS3096-MB	Laminate	30 x 96 x 43	104	\$1,310
	LS3072MX-MB	MAXX® Edge Laminate	30 x 72 x 43	87	\$1,370
	LS3096MX-MB	MAXX® Edge Laminate	30 x 96 x 43	104	\$1,410
Utility with Rack 	HO3072-MUR	200 Series Plywood	30 x 72 x 30	58	\$900
	HO3096-MUR	200 Series Plywood	30 x 96 x 30	72	\$930
	LS3072-MUR	Laminate	30 x 72 x 30	72	\$1,110
	LS3096-MUR	Laminate	30 x 96 x 30	91	\$1,190
	LS3072MX-MUR	MAXX® Edge Laminate	30 x 72 x 30	72	\$1,210
	LS3096MX-MUR	MAXX® Edge Laminate	30 x 96 x 30	91	\$1,290
Utility Only 	HO3072-MU	200 Series Plywood	30 x 72 x 30	45	\$530
	HO3096-MU	200 Series Plywood	30 x 96 x 30	53	\$550
	LS3072-MU	Laminate	30 x 72 x 30	59	\$790
	LS3096-MU	Laminate	30 x 96 x 30	72	\$810
	LS3072MX-MU	MAXX® Edge Laminate	30 x 72 x 30	59	\$890
	LS3096MX-MU	MAXX® Edge Laminate	30 x 96 x 30	72	\$910
Storage Rack Only	LSSR-3072		20 x 60 x 2	13	\$420
	LSSR-3096		20 x 84 x 2	19	\$480
Buffet Riser Only	LM1272B-MB		12 x 72 x 0.75	28	\$590
	LM1296B-MB		12 x 96 x 0.75	32	\$610

200 Series Plywood: plywood table top with black laminate and vinyl edged buffet riser.

Laminate: laminate table top with matching laminate and vinyl edged buffet riser.

MAXX Edge® Laminate: laminate table top w/ MAXX Edge® and matching laminate and vinyl edged buffet riser.

Classic Series™ Lightweight ABS Plastic Tables

FEATURES

- Premium ABS plastic surface
- Strong 3/4" plywood frame
- 100% bolt-thru construction
- Heavy-duty "gravity lock" steel legs

TEXTURED



Gray (GR)



Beige (BE)



Black (BL)

SMOOTH







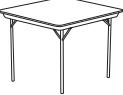
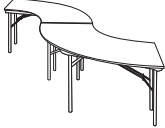

Grey Speckle (GS)

STANDARD COLORS

- Gray top / Black molding / Black legs
- Beige top / Brown molding / Brown legs
- Black top / Black molding / Black legs
- Gray Speckle top / Black molding / Black legs (add \$25/table)

SPECIAL COLORS

Other colors are available; minimum quantities and longer lead times may apply; please call.

STYLE	MODEL NUMBER	SPECIAL NOTES	SIZE (W" x L" x H")	QUICK SHIP	WEIGHT (LBS)	LIST PRICE
Banquet 	B3048	29,adj	30 x 48 x 30		41	\$420
	B3060	29,adj	30 x 60 x 30		44	\$450
	B3072	29,adj	30 x 72 x 30	qs	48	\$480
	B3096	29, adj	30 x 96 x 30	qs	57	\$520
Training 	B1860	ds	18 x 60 x 30		30	\$400
	B1872	ds	18 x 72 x 30		36	\$420
	B1896	ds	18 x 96 x 30		41	\$450
	B2460	nwb	24 x 60 x 30		35	\$470
	B2472	nwb	24 x 72 x 30		39	\$500
	B2496	nwb	24 x 96 x 30		43	\$520
Round 	B48RD		48 dia x 30		39	\$500
	B60RD		60 dia x 30	qs	70	\$660
	B66RD	ngs	66 dia x 30		64	\$790
	B72RD	ngs	72 dia x 30		82	\$790
Pedestal Round ("Knock-Down") 	B30RD-SK	tpt	30 dia x 30		22	\$370
	B30RD-SK42	tpt	30 dia x 42		23	\$395
	B30RD-SKADJ	tpt	30 dia x adj		23	\$430
	B36RD-SK	tpt	36 dia x 30		25	\$390
	B36RD-SK42	tpt	36 dia x 42		26	\$415
	B36RD-SKADJ	tpt	36 dia x adj		26	\$450
Card/Specialty 	B3232	LT	32 x 32 x 30		21	\$440
	B3636	LT	36 x 36 x 30		22	\$470
	B2438	LT	24 x 38 x 30		28	\$470
Serpentine 	B3060S		30 x 60 x 30		44	\$620
Half-Round 	B60SC		30 x 60 x 30		40	\$520

qs - Gray only. Ships within 1-2 weeks ARO

29 - Also available with 29" (add \$25 LIST)

adj - Also available with adjustable height legs (add \$100 LIST)

ds - Also available with offset Designer Series legs (add \$25 LIST)

tpt - Add LIST for Trumpet-style base - \$90 Black and \$110 Chrome

ngs - Not available in Gray Speckle

nwb - Narrow wish bone leg

LT- Longer lead times may apply for this product

POLYlite® Lightweight Plastic Tables

FEATURES

- Durable polyethylene surface
- Rugged steel frame
- Gravity-lock folding legs

POLYlite® COLOR OPTIONS



POLYlite® COLORS Gray Granite (Black Legs), Mocha Granite (Brown Legs)

POLYbrite® COLORS Blue or Red

POLYbrite® COLOR OPTIONS



STYLE	MODEL NUMBER	SPECIAL NOTES	SIZE (W" x L" x H")	QUICK SHIP	WEIGHT (LBS)	LIST PRICE
Training 	PT1872-PL		18 x 72 x 30		30	\$290
Utility 	PT2448-PL		24 x 48 x 30		32	\$270
Banquet 	PT3060-PL		30 x 60 x 30	qs	36	\$300
	PT3060-AD		30 x 60 x 22-32		38	\$370
	PT3072-PL		30 x 72 x 30	qs	39	\$310
	PT3072-ADK		30 x 72 x 16-26		41	\$380
	PT3072-AD		30 x 72 x 22-32		41	\$380
	PT3096-PL		30 x 96 x 30	qs	49	\$400
	PT3096-ADK		30 x 96 x 16-26		51	\$470
	PT3096-AD		30 x 96 x 22-32		51	\$470
Round 	PT60DI-PL		60 dia x 30	qs	57	\$560
Game 	PT3636-PL	gb, p, LT	36 x 36 x 30		27	\$190
POLYbrite® Banquet 	PT3060-PL		30 x 60 x 30		34	\$340
	PT3060-AD		30 x 60 x 22-32		36	\$410
	PT3060-ADK		30 x 60 x 16-26		36	\$410
	PT3072-PL		30 x 72 x 30		39	\$350
	PT3072-AD		30 x 72 x 22-32		41	\$420
	PT3072-ADK		30 x 72 x 16-26		41	\$420
Parts	PT-CLIP		Skirting Clip (144/box)		2	\$505
	PT-FEET-RECTBL		POLYlite Feet - Banquet Tables		2	\$125
	PT-FEET-60RD		POLYlite Feet - Round Tables		2	\$125

qs - Gray Granite (Black Legs), Ships within 1-2 weeks ARO

gb - Gray Granite (Black Legs) Only

p - Independent pedestal-style folding legs

LT- Longer lead times may apply for this product.

RESILIENT® BRANDS 7700 Series Lightweight Plastic Tables

FEATURES

- Durable high-density polyethylene top
- 16-gauge 1-1/8" unitized steel frame
- Powder coated gravity-lock steel legs
- Non-marring floor glides



COLORS

White top; Textured Grey frame/legs

ORDER QUANTITY

Minimum 2 each by size





STYLE	MODEL NUMBER	SIZE (W" x L" x H")	WEIGHT (LBS)	LIST PRICE
Banquet 	RS3072WH-GH	30 x 72 x 29	38	\$169
	RS3096WH-GH	30 x 96 x 29	52	\$232
Round 	RS60RDWH-GR	60 dia x 29	58	\$299
	RS71RDWH-GH	71 dia x 29	65	\$400

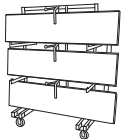

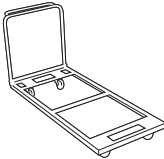
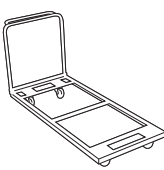

Table Transport Systems - Rectangular

FEATURES

- Heavy duty angle or tubular steel frame
- Bolt fastened premium casters
- Black powder coat metal finish
- Packed 1 cart per carton

CASTER OPTION

Choose from standard caster or optional casters (additional charges apply).

PRODUCT IMAGE	MODEL NUMBER	SIZE (W" x L" x H")	WT (LBS)	STANDARD CASTER	MAX ITEM DIM	TO TRANSPORT	CAPACITY	LIST PRICE
	HD-REV-TTT-18	30.75 x 55.5 x 74.5	138	5" dia. x 2" W 2 rigid, 2 swivel phenolic	18 x 96	18 x 96 Training Tables	(18) 18" Wide Tables	\$1,700
	HD-REV-TTT-30		124		30 x 96	24-30 x 96 Training Tables	(12) 24" - 30" Wide Tables	\$1,600
	HD-REV-VTT	30.375 x 71.5 x 78.5	128	5" dia. x 2" W 2 rigid, 2 swivel phenolic	18 x 96	18-24 x 96 Training Tables	(10) 18" - 24" Wide Tables	\$1,600
	HD-REV-VTT-30	33 x 71.5 x 78.5	132		30 x 96	18-30 x 96 Banquet Tables	(10) 18" - 30" Wide Tables	\$1,600
	HD-BTC72-6	31.5 x 74.5 x 38	76	5" dia. x 2" W 2 rigid, 4 swivel phenolic	30 X 96	30x72 Banquet Tables 18x72 Training Tables	Flat Stack 12 Tables	\$1,145
	HD-BTC96-6	31.5 x 105 x 38	88	5" dia. x 2" W 2 rigid, 2 swivel phenolic	30 X 96	30x96 Banquet Tables 18x96 Training Tables	Flat Stack 12 Tables	\$1,300
	HD-SUD*	30.5 x 40 x 60	93	(2) 10" semi-pneumatic (2) 5" swivel	36 x 72	30x72 Banquet Tables 18x72 Training Tables	Varies by Model Divide 19" by Folded Depth, Round Down (Tight Fit) Subtract 1 (Comfortable Fit)	\$1,400

(Product sold separately)

*HD-SUD can only hold tables up to 72" in length to fit through a standard doorway.




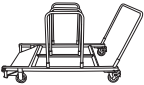
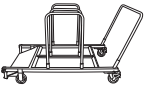
Table Transport Systems - Round & Multi-Purpose

FEATURES

- Heavy duty angle or tubular steel frame
- Bolt fastened premium casters
- Black powder coat metal finish
- Packed 1 cart per carton

CASTER OPTION

Choose from standard caster or optional casters (additional charges apply).

PRODUCT IMAGE	MODEL NUMBER	SIZE (W" x L" x H")	WT (LBS)	STANDARD CASTER	CASTER OPTIONS	MAX ITEM DIM	TO TRANSPORT	CAPACITY	LIST PRICE
	HD-RTC	32.75 x 38.5 x 50	63	5" dia. x 2" W high-density polypropylene plate caster 2 rigid, 2 swivel phenolic	5" dia. x 2" W high-density polypropylene plate caster 2 rigid, 2 swivel phenolic; Locking (add \$20 list)	72" Round	Round & Rectangular Tables	Varies by Model: Divide 30" by Folded Depth; Round down (for tight fit) Subtract 1 (for comfortable fit)	\$740
	CD-APTC72	41.25 x 75 x 41	149	5" dia. x 2" W 2 rigid, 2 swivel phenolic	6" dia. x 2" W (swivel) 6" dia. x 2" W (locking)	36 x 72	36x72 Banquet Tables 18x72 Training Tables Round Tables	Flat Stack - 12 Tables Flat Stack - 20 Tables Varies by Model: Divide 18" by Folded Depth, Round Down, Multiply by 2 (Tight Fit) Subtract 2 (Comfortable Fit)	\$1,326
	CD-APTC96	41.25 x 99 x 41	154			36 x 96	36x96 Banquet Tables 18x96 Training Tables	Flat Stack - 12 Tables Flat Stack - 20 Tables	\$1,403
	HD-DX-RTC	45 W x 84 L	140	5" casters standard, 2 locking		18 x 96	18x72 Training Tables	Flat Stack - 12 Tables Flat Stack - 20 Tables	\$1,815
	HD-DX-RTC-N	31 W x 84 L					18x96 Training Tables Round Tables	Varies by Model Divide 18" by Folded Depth, Round Down, Multiply by 2 (Tight Fit) Subtract 2 (Comfortable Fit)	\$1,200

(Product sold separately)




Table Transport Systems - Reception

FEATURES

- Heavy duty angle or tubular steel frame
- Bolt fastened premium casters
- Black powder coat metal finish
- Packed 1 cart per carton

CASTER OPTION

Choose from standard caster or optional casters (additional charges apply).

PRODUCT IMAGE	MODEL NUMBER	SIZE (W" x L" x H")	WT (LBS)	STANDARD CASTER	CASTER OPTIONS	MAX ITEM DIM	TO TRANSPORT	CAPACITY	LIST PRICE
	HD-CCT30-REV-WB	28.25" x 61.5" x 28.25"	n/a	Two (2) fixed 5" dia casters Two (2) swivel locking 5" dia casters		4040 Square (76.5" from floor)	Revolution IC Round Square Snap Weighted Bases	20 Tables 40 Columns 20 Bases 12 Tables 24 Columns 12 Weighted Bases	\$1,250
	HD-CCT24	25 x 31 x 72	152	5" dia. x 2" W 4 swivel phenolic	6" dia. x 2" W (swivel) 6" dia. X 2" W (locking)	24" Round	24" Cocktail Tables	10 Tables 20 Columns 10 Bases	\$1,250
	HD-CCT30	32 x 36.5 x 72	155			30" Round	30" Cocktail Tables	10 Tables 20 Columns 10 Bases	\$1,250
	HD-CCT36	43 x 36.5 x 76	230			36" Round	36" Cocktail Tables	12 Tables 24 Columns 12 Bases	\$1,700
	HD-CCT30-REV	31 x 45 x 71.5	145	5" dia. x 2" W 2 rigid, 2 swivel phenolic		36" Round	Revolution Reception Tables 24-36"	20 Tables 40 Columns 20 Bases	\$2,080

(Product sold separately)

CHAIRS



TEXTILE GRADES

GRADE 0



Mayer Forte
ALL COLORS

GRADE 1



Momentum Core
(Spritz, Eve, Seed*, Macro)



Momentum Insight
(Fossil*, Ebony, Real Red)




Mayer Cross Check
ALL COLORS


GRADE 2




Mayer Quattro
ALL COLORS



Mayer Artistry
ALL COLORS



Momentum Epic
(Capri*, Kiwi, Porcini, Jute, Granite, Flare)



Mayer Spacer Mesh
ALL COLORS



Momentum Axis
(Willow*, Truffle, Noir, Energy)

GRADE 3




Mayer Key Largo - V
ALL COLORS




Mayer Destiny
ALL COLORS




Mayer Figure Eight
ALL COLORS



Mayer Mosaic
ALL COLORS



Mayer Source
ALL COLORS



Momentum Habit
(Salt*, Blueprint, Tailor)



Momentum Tradition
(Soy, Sun, Weld*, Jazz, Tango, Sly, Hidden, Regal)



Momentum Knack
(Wave, Zing, Glaze*, Fresco, Reed, Carbon, Berry, Zest)

*color shown

TEXTILE GRADES

GRADE 4



Mayer Haberdash
ALL COLORS



Mayer Catalyst
ALL COLORS



Mayer Entwine - V
ALL COLORS



Mayer Hoopla
ALL COLORS



Momentum Canter - V
(Sand, Quarry, Alfalfa, Night, Tusk, Safari, Tawny, Chestnut, Iron, Ancho, Basalt*, Onyx)



Mayer Locomotion
ALL COLORS



Mayer Venue
ALL COLORS



Mayer Madras
ALL COLORS


GRADE 5




Mayer Vogue
ALL COLORS



Mayer Orbit
ALL COLORS



Mayer Interlochen - V
ALL COLORS



Mayer Equinox
ALL COLORS

GRADE 6



Mayer In The Groove
ALL COLORS



Mayer Twister
ALL COLORS



Mayer Vibrant
ALL COLORS

Visit our website to see all textile patterns & color options!

COM (Customer's Own Material) option is also available. Please call us for details!

*color shown

Shell



FEATURES

- Four-Leg frame
- Plastic seat & back
- Optional upholstery (see pg 41-42)
- Optional arms
- Holds up to 275 lbs.
- Stacks 10 chairs high

DIMENSIONS

- Total Height: 31"
- Seat Height: 18"
- Seat Width: 18"
- Seat Depth: 17"
- Arms Width: 24"

COLOR OPTIONS

Frame:
Chrome (CH)

Seat & Back:
Black (BK), White (WH), Green (GN),
Orange (OR), Blue (BL)

Arms:
Chrome tube & black plastic rest



Four-Leg Frame



Four-Leg with Arms



Chrome (CH) Frame

STYLE	MODEL NUMBER	LIST PRICE BY TEXTILE GRADE*						
		GRADE 0	GRADE 1 (COM**)	GRADE 2	GRADE 3	GRADE 4	GRADE 5	GRADE 6
SHELL CHAIR Frame	CC-SHELL-4LFCH##	\$152	-	-	-	-	-	-
SHELL CHAIR Upholstered Seat Cushion	CC-SHELL-4LFCH##US	\$192	\$215	\$225	\$235	\$255	\$265	\$275
SHELL CHAIR Upholstered Seat & Back Cushion	CC-SHELL-4LFCHUSUB	\$233	\$258	\$268	\$273	\$300	\$310	\$320

ACCESSORIES	MODEL NUMBER	LIST PRICE
SHELL CHAIR - Arms	CC-ARMS	\$60****

PLEASE NOTE: When completing order please specify textile choice with Customer Service (Supplier, Collection, Design: ie. Momentum, Core, Spritz).

*See Textile Grades and options on pages 41-42

**COM (Customer's Own Material) fabric requires a minimum order quantity of 75

*** Hooks/ganging frame is not in stock. Please call customer service to determine shipping lead times.

****Add to list price of SHELL chair

Step



FEATURES

- Four-Leg or Cantilever Frame
- Optional upholstery (see pg 41-42)
- Optional arms
- Holds up to 275 lbs.
- Stacks 6 chairs high

DIMENSIONS

- Total Height: 31"
- Seat Height: 18"
- Seat Width: 18"
- Seat Depth: 22"
- Arms Width: 23"

COLOR OPTIONS

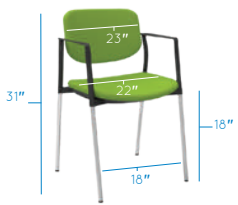
Frame:
Black (BK) or Chrome (CH)

Plastic Seat & Back:
Black (BK) or White (WH)

Mesh Back:
Black only (MB)

Arms:
Black (BK) or White (WH)

STEP CHAIR - Mesh Upholstery



Four-Leg Frame



Cantilever Frame



Mesh Back

(available in black only)

STYLE	MODEL NUMBER	DESCRIPTION	LIST PRICE BY TEXTILE GRADE*						
			GRADE 0	GRADE 1 (COM**)	GRADE 2	GRADE 3	GRADE 4	GRADE 5	GRADE 6
STEP CHAIR - Basic Plastic Seat & Back	CC-STEP-4LF##PSPB##	Four-Leg Frame	\$244	-	-	-	-	-	-
	CC-STEP-CLF##PSPB##	Cantilever Frame	\$284	-	-	-	-	-	-
STEP CHAIR - Mesh Basic Plastic Seat & Mesh Back	CC-STEP-4LF##PSMB##	Four-Leg Frame	\$296	-	-	-	-	-	-
	CC-STEP-CLF##PSMB##	Cantilever Frame	\$336	-	-	-	-	-	-
STEP CHAIR - Basic Upholstery Upholstered Seat & Plastic Back	CC-STEP-4LF##USPB##	Four-Leg Frame	\$286	\$311	\$319	\$336	\$350	\$360	\$370
	CC-STEP-CLF##USPB##	Cantilever Frame	\$325	\$350	\$358	\$370	\$385	\$400	\$410
STEP CHAIR - Mesh Upholstery Upholstered Seat & Mesh Back	CC-STEP-4LF##USMB##	Four-Leg Frame	\$338	\$363	\$371	\$388	\$400	\$415	\$425
	CC-STEP-CLF##USMB##	Cantilever Frame	\$377	\$402	\$410	\$427	\$440	\$450	\$460
STEP CHAIR - Deluxe Upholstery Upholstered Seat & Back	CC-STEP-4LF##USUB##	Four-Leg Frame	\$348	\$385	\$398	\$407	\$418	\$427	\$435
	CC-STEP-CLF##USUB##	Cantilever Frame	\$388	\$425	\$438	\$447	\$458	\$467	\$475
STEP CHAIR - Arms	CC-STEP-ARMS##	Add Arms	\$60***	-	-	-	-	-	-
STEP CHAIR - Cart****	CC-STEP-TROLLEY4LFFFC	Cart holds 6 stacked Four Leg STEP chairs	\$305	-	-	-	-	-	-

*See Textile Grades and options on pages 41-42

**COM (Customer's Own Material) fabric requires a minimum order quantity of 75

***Add to list price of STEP chair

****Only for STEP with Four Leg Frame

PLEASE NOTE: When completing order please specify textile choice with Customer Service (Supplier, Collection, Design: ie. Momentum, Core, Spritz).

Flex



**FLEX CHAIR -
DELUXE UPHOLSTERY**



**FLEX CHAIR -
BASIC UPHOLSTERY**

FEATURES

- Four-Leg or Cantilever frame
- Many upholstery options (see pg 41-42)
- Holds up to 275 lbs.
- Stacks 3 chairs high (cantilever frame only)

DIMENSIONS

- Total Height: 31"
- Seat Height: 18"
- Seat Width: 18"
- Seat Depth: 22"
- Arms Width: 23"

COLOR OPTIONS

Frame:
Chrome (CH)

Outer Plastic:
Black (BK) or White (WH)

Upholstered Seat/Back:
See options on pages 41-42



Four-Leg Frame



Cantilever Frame



Chrome Frame

STYLE	MODEL NUMBER	DESCRIPTION	LIST PRICE BY TEXTILE GRADE*						
			GRADE 0	GRADE 1 (COM**)	GRADE 2	GRADE 3	GRADE 4	GRADE 5	GRADE 6
FLEX CHAIR Basic Upholstery	CC-FLEX-4LFCHUSPB##	<ul style="list-style-type: none"> • Four-Leg Frame • Upholstered Seat • Plastic Back 	\$485	\$505	\$520	\$530	\$550	\$560	\$570
	CC-FLEX-CLFCHUSPB##	<ul style="list-style-type: none"> • Cantilever frame • Upholstered Seat • Plastic Back 	\$485	\$505	\$520	\$530	\$550	\$560	\$570
FLEX CHAIR Deluxe Upholstery	CC-FLEX-4LFCHUSUB##	<ul style="list-style-type: none"> • Four-Leg Frame • Upholstered Seat • Upholstered Back 	\$500	\$520	\$535	\$545	\$565	\$575	\$585
	CC-FLEX-CLFCHUSUB##	<ul style="list-style-type: none"> • Cantilever Frame • Upholstered Seat • Upholstered Back 	\$500	\$520	\$535	\$545	\$565	\$575	\$585

*See Textile Grades and options on pages 41-42

**COM (Customer's Own Material) fabric requires a minimum order quantity of 75

PLEASE NOTE: When completing order please specify textile choice with Customer Service (Supplier, Collection, Design: ie. Momentum, Core, Spritz).

Space



SPACE CHAIR
(indoor/outdoor)



SPACE CHAIR
Upholstered Seat & Back Cushion
(indoor only)

FEATURES

- Indoor/Outdoor design
- Generous dimensions
- Holds up to 1,000 lbs.



COLOR OPTIONS

- Standard: Black (BK), White (WH)
- Special*: Orange (OR), Green (GN), Red Brick (RD), Blue (BL), Light Orange (LO)
- Available with upholstery. See pages 41-42 for fabric options.



Black (BK)



White (WH)



Orange (OR)*



Green (GR)*



Red Brick(RD)*



Blue (BL)*



Light Orange (LO)*



Table



Hooks

STYLE	MODEL NUMBER	LIST PRICE BY TEXTILE GRADE**						
		GRADE 0	GRADE 1 (COM***)	GRADE 2	GRADE 3	GRADE 4	GRADE 5	GRADE 6
SPACE CHAIR	CC-SPACE-##	\$708	-	-	-	-	-	-
SPACE CHAIR Upholstered Seat Cushion	CC-SPACE-##US	\$850	\$875	\$883	\$890	\$915	\$925	\$935
SPACE CHAIR Upholstered Seat & Back Cushion	CC-SPACE-##USUB	\$948	\$997	\$1014	\$1027	\$1042	\$1053	\$1064

ACCESSORIES	MODEL NUMBER	LIST PRICE
SPACE CHAIR - Table	CC-SPACE-TABLE##	\$637
SPACE CHAIR - Hooks (gangs 2 SPACE CHAIRS)	CC-SPACE-HOOKS	\$19****

PLEASE NOTE: When completing order please specify textile choice with Customer Service (Supplier, Collection, Design: ie. Momentum, Core, Spritz).

*Minimum quantities apply; longer lead times. Please call for details.

**See Textile Grades and options on pages 41-42

***COM (Customer's Own Material) fabric requires a minimum order quantity of 75

****Add to list price of SPACE chair

PremierComfort® Banquet Chairs

FEATURES

- Strong 7/8" 18 gauge steel frame
- Stainless steel capped glides prevent rust
- Many fabric options available
- Holds up to 300 lbs.
- Stack 10 high

FRAME FINISH OPTIONS:



PRODUCTS CODE

Frame-Finish-Seat-Fabric

FRAME STYLE

Silhouette (PC-142), Round (PC-102), or Crown (PC-126)

FRAME FINISH

Gold (SG), Rosewood (RW), Silvervein (SV), or Black (BL)

SEAT STYLE

Waterfall (W) or Box (B)*



FABRIC/TEXTILE

See Textile Grades for fabric options on pages 41-42**

ORDER QUANTITY

Minimum 75 chairs for custom fabrics

STYLE	MODEL NUMBER	WEIGHT (LBS)	LIST PRICE BY TEXTILE GRADE**						
			GRADE 0	GRADE 1	GRADE 2	GRADE 3	GRADE 4	GRADE 5	GRADE 6
Silhouette Frame Style 	PC-142	18	\$205	\$242	\$255	\$264	\$275	\$284	\$292
Round Frame Style 	PC-102	18	\$205	\$242	\$255	\$264	\$275	\$284	\$292
Crown Frame Style 	PC-126	18	\$205	\$242	\$255	\$264	\$275	\$284	\$292

OPTIONS / TRANSPORT	MODEL NUMBER	DETAIL	WEIGHT (LBS)	LIST PRICE
Memory Foam	MEMFOAM	Plush upgrade to seat	-	\$15
Chair Ganging	BQT-GANG	Gangs 2 PC Banquet Chairs	-	\$15
Banquet Chair Feet	BQT-STLGLIDES	Bag of 50 Steel Feet	-	\$125
4-Wheel Dolly 	HD-BCD-4	Transports up to 10 stacked banquet chairs at a time	37	\$1,140
2-Wheel Dolly 	HD-BCD-2	Transports up to 10 stacked banquet chairs at a time	33	\$940

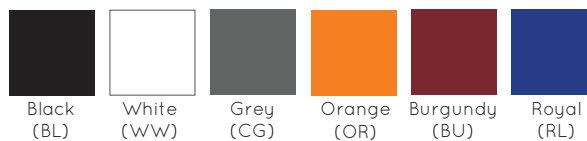
*If a Vinyl textile is chosen, a BOX seat style is the only option available.

PremierComfort® Sled Stacking Chairs


FEATURES

- Durable polypropylene seat and back
- Model PC501 comes with a padded seat
- Generous dimensions
- Supports up to 300lbs. (strength tested)
- Strong 7/16" diameter steel wire frame
- Optional integral frame ganging
- Many color options

STOCK COLORS

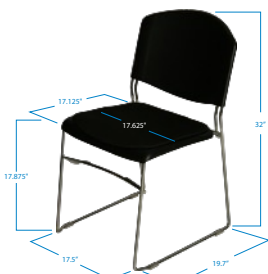


SPECIAL COLORS



ORDER QUANTITY

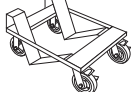
Minimum 300 chairs for special colors



PC500



PC501 - Perforated Back


STYLE	MODEL NUMBER	DESCRIPTION	WEIGHT (LBS)	LIST PRICE
PC500 - Solid Back (Plastic Seat & Back)	PC500-CH-##-S	Chrome Frame & Solid Back	14.3	\$157
PC500 - Solid Back w/ Ganging (Plastic Seat & Back)	PC500-CH-##-S-G	Chrome Frame & Solid Back Integral Frame Ganging	14.3	\$170
PC500 - Perforated Back (Plastic Seat & Back)	PC500-CH-##-P	Chrome Frame & Perforated Back	14.3	\$157
PC500 - Perforated Back w/ Ganging (Plastic Seat & Back)	PC500-CH-##-P-G	Chrome Frame & Perforated Back Integral Frame Ganging	14.3	\$170
PC501 - Solid Back* (Padded Seat & Plastic Back)	PC501-CH-##-S	Chrome Frame & Solid Back Padded Black Fabric Seat**	14.3	\$175
PC501 - Solid Back w/ Ganging* (Padded Seat & Plastic Back)	PC501-CH-##-S-G	Chrome Frame & Solid Back Padded Black Fabric Seat** Integral Frame Ganging	14.3	\$185
PC501 - Perforated Back* (Padded Seat & Plastic Back)	PC501-CH-##-P	Chrome Frame & Perforated Back Padded Black Fabric Seat**	14.3	\$175
PC501 - Perforated Back w/ Ganging* (Padded Seat & Plastic Back)	PC501-CH-##-P-G	Chrome Frame & Perforated Back Padded Black Fabric Seat** Integral Frame Ganging	14.3	\$185
Dolly 	HD-SSD	Model PC500 stack 30 high Model PC501 stack 25 high	50	\$400
Replacement Translucent Feet	PC-FT-T	Box of 100		\$155
Replacement Short Spacer for PC501	PC-SPACER-SHORT	Box of 100		\$55
Replacement Long Spacer for PC501	PC-SPACER-LONG	Box of 100		\$80



Integral Frame Ganging



PC500 with Integral Frame Ganging



Transport System HD-SSD

*Model PC501 chairs only come in Black (BK) and Grey (CG) colors.

**Padded Black Fabric Seat is standard and only fabric option at this time.

Classic Event Chairs



FEATURES

- Manufactured with exclusive bi-component molding technology
- Maintenance-free
- Weight limit: 300 lbs.

ORDER QUANTITY

Minimum 5 chairs



STYLE	MODEL NUMBER	FRAME	COLOR	WEIGHT (LBS)	LIST PRICE
Model C450 	C450WHPD	L-Shape	White	10	\$70
	C450BLP	L-Shape	Black	10	\$80
Model C440 	C440WH	Solid Rectangular	White	10	\$70
	C440BL	Solid Rectangular	Black	10	\$80
Replacement Seat Pad (Box of 10)	C450-SNAPBL	C450 or C440	Black	n/a	\$200
	C450-SNAPWH	C450 or C440	White	n/a	\$200

Alloyfold A6 Chairs

alloyfold. LITE YEARS AHEAD



Sold by PS Furniture under license to Alloyfold

FEATURES

- Up to 30% lighter than steel frame chairs
- Scratch-resistant anodized aluminum frame
- Stainless steel frame fasteners

ORDER QUANTITY

- Minimum 24 chairs for standard colors
- Minimum 300 chairs for custom colors (6 per case)

STYLE	MODEL NUMBER	COLOR	QUICK SHIP	WEIGHT (LBS)	LIST PRICE
A6 Folding Chair 	A6WWH/ACS	Wedding White / Anodized	qs	5	\$65
	A6BLK/ACS*	Black / Anodized	qs	5	\$65
A6 Fan Back Folding Chair 	A6WWH-FAN-ACS	Wedding White / Anodized		5	\$75
	A6BLK-FAN-ACS*	Black / Anodized		5	\$75
Parts A6 Chair Feet (Bag of 100)	A6-CAPS	Black, White or Custom			\$68

*Extended lead time approx. 8-12 weeks.
 qs - ships within 1-2 weeks ARO

EventXpress™ Chairs


FEATURES




- 18 gauge steel frame
- Steel reinforced seat connection
- Oversized rivets for added strength
- Weight limit: 275lbs.

ORDER QUANTITY

- Minimum 24 chairs for standard colors
- Minimum 300 chairs for custom colors (6 per case)
- Please call for special colors

Standard Colors



STYLE	MODEL NUMBER	SPECIAL NOTES	COLOR (SEAT+BACK / FRAME+FEET)	QUICK SHIP	WEIGHT (LBS)	LIST PRICE
C600 Folding Chair 	C600WWH/WH		Wedding White / White	qs	7.1	\$34
	C600BLK/BL		Black / Black	qs	7.1	\$34
	C600BRW/NTR		Brown / Neutral	qs	7.1	\$34
	C600BNE/NTR		Bone / Neutral	qs	7.1	\$34
	C600SBL/GR		Slate Blue / Gray		7.1	\$34
	C600MGR/GR		Medium Gray / Gray		7.1	\$34
C600 Extra Parts C600 Chair Backs (QTY 10) C600 Chair Feet (QTY 100) C600 Ganging Clip (QTY 50)	C600-BACK		Specify			\$98
	C600-CAPS		Specify			\$63
	C600-CLIP					\$111
C650 Fan Back Chair 	C650WWH/WW		Wedding White / White		8	\$44
	C650WWH/CH	fsb	Wedding White / Chrome		8	\$55
C650 Extra Parts C650 Ganging Clip (QTY 50)	C650-CLIP					\$106
C700 Fan Back (with Padded Seat) 	C700WH/WH		White / White		9.3	\$70
	C700BLK/CH	fsb	Black / Chrome		9.3	\$85
C700 Extra Parts C700 Seat Pad (QTY 10) C700 Chair feet (QTY 48)	C700-PAD		Specify		1.5	\$200
	C700-CAPS		Specify			\$50



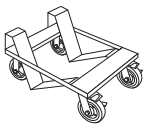
qs - Ships within 1-2 weeks ARO

fsb - Feet color same as seat & back color

Stacking Chair Transport Systems

FEATURES

- Heavy duty angle or tubular steel frame
- Bolt fastened premium casters
- Black powder coat metal finish
- Packed 1 cart per carton

PRODUCT IMAGE	MODEL NUMBER	SIZE (W" x L" x H")	WEIGHT (LBS)	STANDARD CASTER	TO TRANSPORT	CAP	LIST PRICE
	HD-BCD-2	22 x 29 x 50	33	8" x 2" semi-pneumatic wheels	Banquet Chairs	10 chairs	\$940
	HD-BCD-4	22 x 43 x 50	37	8" x 2" semi-pneumatic wheels (2) 4" swivel & (1) 3" nose casters	Banquet Chairs	10 chairs	\$1,140
	HD-SSD	19.5 x 25.25 x 14.5	50	Rubber tread 6" x 1.5"; two (2) locking, (2) fixed	PC500 PC501	30 Chairs 25 Chairs	\$400




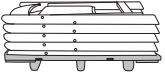

Folding Chair Transport Systems

FEATURES

- Heavy duty angle or tubular steel frame
- Bolt fastened premium casters
- Black powder coat metal finish
- Packed 1 cart per carton

CASTER OPTION

Choose from standard caster or optional casters (additional charges apply).

PRODUCT IMAGE	MODEL NUMBER	SPECIAL NOTES	SIZE (W" x L" x H")	WEIGHT (LBS)	STANDARD CASTER	TO TRANSPORT	CAP	LIST PRICE
	HD-PME		29 x 32 x 61	56	8" semi-pneumatic	C450 Pallet C600 Pallet C650 Pallet	25 C440 / C450 Chairs 50 C600 Chairs 50 C650 Chairs	\$615
	HD-PMD		29.5 x 41 x 64	68	10" semi-pneumatic	C450 Pallet C600 Pallet C650 Pallet	25 C440 / C450 Chairs 50 C600 Chairs 50 C650 Chairs	\$1,025
	HD-ATC	pt	29W x 60H	67	10" solid urethane	C600 / C650 (grass) C600 / C650 (cement) C440 / C450	40 Chairs 50 Chairs 25 Chairs	\$1,300
	C600-Pallet		18.5 x 39 x 4	4	n/a	C600	50 Chairs	\$155
	C650-Pallet			4	n/a	C650	50 Chairs	\$155
	C450-Pallet		18 x 36.25 x 4.25	4	n/a	C440 / C450	25 Chairs	\$155
	C600-COVER		20 x 40 x 53	6	n/a	C600	50 Chairs	\$180
	C450-COVER			5	n/a	C440 / C450	25 Chairs	\$175
	HD-RATCHET STRAP							\$55

pt - When ordering pallet to transport C440/450 Classic Event Chairs, order C450-Pallet.
Note: Pallets sold separately from all carts.

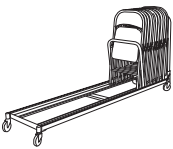
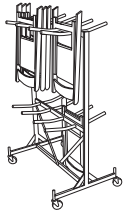
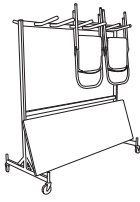
Folding Chair Transport Systems

FEATURES

- Heavy duty angle or tubular steel frame
- Bolt fastened premium casters
- Black powder coat metal finish
- Packed 1 cart per carton

CASTER OPTION

Choose from standard caster or optional casters (additional charges apply).

PRODUCT IMAGE	MODEL NUMBER	SIZE (W" x L" x H")	WEIGHT (LBS)	STANDARD CASTER	CASTER OPTIONS	MAX ITEM DIM	TO TRANSPORT	CAP	LIST PRICE
	CD-CC60	21 x 62 x 39	49	4" x 1.25"	5" dia. x 2" W 6" dia. x 2" W (swivel) 6" dia. X 2" W (locking)	19 3/8" W (12" Minimum)	C600 / C650 C700 C440 / C450	48 Chairs 17 Chairs 26 Chairs	\$530
	CD-CC72	21 x 74 x 39	54				C600 / C650 C700 C440 / C450	60 Chairs 20 Chairs 32 Chairs	\$560
	CD-CC84	21 x 86 x 39	60				C600 / C650 C700 C440 / C450	72 Chairs 24 Chairs 37 Chairs	\$585
	CD-CC96	21 x 98 x 39	65				C600 / C650 C700 C440 / C450	84 Chairs 27 Chairs 42 Chairs	\$615
	HD-CTC48W	32 x 45 x 70	98	4" x 1.25"	5" dia. x 1.25" W 6" dia. x 1.38" W (swivel) 6" dia. X 1.38" W (locking)	n/a	C440 / C450	48 Chairs	\$1,150
	HD-CTC72W	32 x 66 x 70	104				C440 / C450	72 Chairs	\$1,300
	HD-CTC56M	32 x 45 x 73.5	98				C600 C700	56 Chairs 48 Chairs	\$1,200
	HD-CTC84M	32 x 66 x 73.5	104				C600 C700	84 Chairs 72 Chairs	\$1,300
	HD-MPCTC36W	32 x 66 x 70	92	4" x 1.25"	n/a	n/a	C440 / C450	36 Chairs 6 Tables	\$1,300
	HD-MPCTC42M		92				C600 / C650 C700	42 Chairs 6 Tables 30 Chairs 6 Tables	\$1,300




Folding Chair Transport Systems

FEATURES

- Heavy duty angle or tubular steel frame
- Bolt fastened premium casters
- Black powder coat metal finish
- Packed 1 cart per carton

CASTER OPTION

Choose from standard caster or optional casters (additional charges apply).

PRODUCT IMAGE	MODEL NUMBER	SIZE (W" x L" x H")	WEIGHT (LBS)	STANDARD CASTER	CASTER OPTIONS	MAX ITEM DIM	TO TRANSPORT	CAP	LIST PRICE
	PCC-100	20 x 46 x 40	30	4" x 1.25" - 2 rigid, 2 swivel		42.5" L x 17.75" W	C440 / C450 C600 / C650	25 Chairs 50 Chairs	\$390
	PCC-200	20 x 90 x 40	42	4" x 1.25" - 2 rigid, 2 swivel	5" dia. x 2" W	42.5" L x 17.75" W	C440 / C450 C600 / C650	50 Chairs 100 Chairs	\$455
	*PCC-Comfort	20 x 42 x 42	30	4" x 1.25" - 2 rigid, 2 swivel	5" dia. x 2" W	42.5" L x 17.75" W	C600W	50 Chairs	\$290

*Longer lead time may apply.

LECTERNS



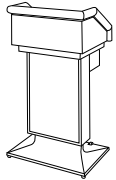
Solid Hardwood Lecterns - EXECUTIVE Series

FEATURES

- Floor lecterns crafted entirely of solid hardwood
- Each unit is hand finished to highlight the natural beauty of the wood
- Reading Light Standard on all models. Casters standard on floor and modular models
- Lecterns can be built-to-order with options below

FINISH

Executive available in Natural Oak (O), Dark Oak (K), Walnut (W), Natural Cherry (Y), Black (B) or Dark Cherry (R).

STYLE	MODEL NUMBER	DESCRIPTION	SPECIAL NOTES	SIZE (W" x D" x H")	QUICK SHIP	WEIGHT (LBS)	LIST PRICE
EXECUTIVE Floor Model 	SCS-LE1O-C	Natural Oak		27.25 x 24.5 x 49	qs	170	\$9,040
	SCS-LE1K-C	Dark Oak		27.25 x 24.5 x 49	qs	170	\$10,540
	SCS-LE1W-C	Walnut		27.25 x 24.5 x 49	qs	170	\$9,410
	SCS-LE1Y-C	Natural Cherry		27.25 x 24.5 x 49	qs	170	\$9,410
	SCS-LE1B-C	Black		27.25 x 24.5 x 49	qs	170	\$9,410
	SCS-LE1R-C	Dark Cherry		27.25 x 24.5 x 49	qs	170	\$10,540
	SCS-COVLE	Cover					\$620
	SCS-ESO	Front Replacement - Natural Oak					\$500
	SCS-ESK	Front Replacement - Dark Oak					\$500
	SCS-ESW	Front Replacement - Walnut					\$500
	SCS-ESY	Front Replacement - Natural Cherry					\$500
	SCS-ESB	Front Replacement - Black					\$500
	SCS-ESR	Front Replacement - Dark Cherry					\$500
	SCS-H	Electric Height Adjustment					\$3,610
	SCS-L	Manual Height Adjustment					\$2,240
EXECUTIVE Table Model	SCS-TE1O	Natural Oak		27.25 x 24.5 x 20.5		75	\$4,960
	SCS-TE1K	Dark Oak		27.25 x 24.5 x 20.5		75	\$5,840
	SCS-TE1W	Walnut		27.25 x 24.5 x 20.5		75	\$5,210
	SCS-TE1Y	Natural Cherry		27.25 x 24.5 x 20.5		75	\$5,210
	SCS-TE1B	Black		27.25 x 24.5 x 20.5		75	\$5,210
	SCS-TE1R	Dark Cherry		27.25 x 24.5 x 20.5		75	\$5,840
	SCS-COVTE	Cover					\$500
Options	SCS-PE	Solid state amplifier, speakers, and goose-neck mic for SCS-LE1, SCS-LT3, and SCS-RC	inst				\$3,810
	SCS-EWTU-L	Lavalier Wireless Mic System for SCS-PL, SCS-PC, SCS-PE					\$1,960
	SCS-EWTU-H	Handheld Wireless Mic System for SCS-PL, SCS-PC, SCS-PE					\$1,960
	SCS-MK20	Low Impedance Unidirectional Dynamic Mic					\$460
	SCS-GS	Gooseneck Mic Arm Only	inst				\$340
	SCS-GSM	Gooseneck Mic Arm With Mic	inst				\$960
	SCS-220VAC	220 VAC. 50/60 Hz Power Supply					\$940
	SCS-TMR	Digital Clock/Timer					\$950
	SCS-WLOGO	Laser Etched Wood Logo					\$890
	SCS-LOGO	6" X 18" Satin Brass Logo With Black Lettering					\$440

qs - Executive Ships within 1-3 weeks ARO
inst - Factory installed

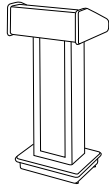
Solid Hardwood Lecterns - SILHOUETTE Series

FEATURES

- Floor lecterns crafted entirely of solid hardwood
- Each unit is hand finished to highlight the natural beauty of the wood
- Reading Light Standard on all models. Casters standard on floor and modular models
- Lecterns can be built-to-order with options below

FINISH

Silhouette available in Natural Oak (O), Dark Oak (K), Walnut (W), Natural Cherry (Y), Dark Cherry (R), Natural Mahogany (M), Bark Mahogany (A), Black (B), or Natural Maple (X).

STYLE	MODEL NUMBER	DESCRIPTION	SIZE (W" x D" x H")	QUICK SHIP	WEIGHT (LBS)	LIST PRICE	
SILHOUETTE Floor Model 	SCS-LCO	Natural Oak	22 x 21 x 47	qs	75	\$3,310	
	SCS-LCK	Dark Oak	22 x 21 x 47	qs	75	\$3,810	
	SCS-LCW	Walnut	22 x 21 x 47	qs	75	\$3,810	
	SCS-LCY	Natural Cherry	22 x 21 x 47	qs	75	\$3,760	
	SCS-LCR	Dark Cherry	22 x 21 x 47	qs	75	\$3,810	
	SCS-LCM	Natural Mahogany	22 x 21 x 47	qs	75	\$3,760	
	SCS-LCA	Dark Mahogany	22 x 21 x 47	qs	75	\$3,810	
	SCS-LCB	Black	22 x 21 x 47	qs	75	\$3,810	
	SCS-LCX	Natural Maple	22 x 21 x 47	qs	75	\$3,760	
	SCS-COVLC	Cover					\$620
	SCS-CSO	Front Replacement - Natural Oak					\$320
	SCS-CSK	Front Replacement - Dark Oak					\$320
	SCS-CSW	Front Replacement - Walnut					\$320
	SCS-CSY	Front Replacement - Natural Cherry					\$320
	SCS-CSR	Front Replacement - Dark Cherry					\$320
	SCS-CSM	Front Replacement - Natural Mahogany					\$320
	SCS-CSA	Front Replacement - Dark Mahogany					\$320
	SCS-CSB	Front Replacement - Black					\$320
	SCS-CSX	Front Replacement - Natural Maple					\$320
	SILHOUETTE Table Model	SCS-TCO	Natural Oak	22 x 21 x 17		40	\$2,340
SCS-TCK		Dark Oak	22 x 21 x 17		40	\$2,590	
SCS-TCW		Walnut	22 x 21 x 17		40	\$2,590	
SCS-TCY		Natural Cherry	22 x 21 x 17		40	\$2,540	
SCS-TCR		Dark Cherry	22 x 21 x 17		40	\$2,590	
SCS-TCM		Natural Mahogany	22 x 21 x 17		40	\$2,540	
SCS-TCA		Dark Mahogany	22 x 21 x 17		40	\$2,590	
SCS-TCB		Black	22 x 21 x 17		40	\$2,590	
SCS-TCX		Natural Maple	22 x 21 x 17		40	\$2,540	
SCS-COVTC		Cover					\$620

qs - Silhouette Ships within 3-5 days ARO

Solid Hardwood Lecterns - SILHOUETTE Series

FEATURES

- Floor lecterns crafted entirely of solid hardwood
- Each unit is hand finished to highlight the natural beauty of the wood
- Reading Light Standard on all models. Casters standard on floor and modular models
- Lecterns can be built-to-order with options below

FINISH

Silhouette available in Natural Oak (O), Dark Oak (K), Walnut (W), Natural Cherry (Y), Dark Cherry (R), Natural Mahogany (M), Bark Mahogany (A), Black (B), or Natural Maple (X).

STYLE	MODEL NUMBER	DESCRIPTION	SPECIAL NOTES	SIZE (W" x D" x H")	WEIGHT (LBS)	LIST PRICE
SILHOUETTE Modular Model	SCS-TCFLSO	Natural Oak		22 x 21 x 47	110	\$4,810
	SCS-TCFLSK	Dark Oak		22 x 21 x 47	110	\$5,310
	SCS-TCFLSW	Walnut		22 x 21 x 47	110	\$5,310
	SCS-TCFLSY	Natural Cherry		22 x 21 x 47	110	\$5,260
	SCS-TCFLSR	Dark Cherry		22 x 21 x 47	110	\$5,310
	SCS-TCFLSM	Natural Mahogany		22 x 21 x 47	110	\$5,260
	SCS-TCFLSA	Dark Mahogany		22 x 21 x 47	110	\$5,310
	SCS-TCFLSB	Black		22 x 21 x 47	110	\$5,310
	SCS-TCFLSX	Natural Maple		22 x 21 x 47	110	\$5,260
	SCS-COVLC	Cover				\$620
Options	SCS-PC	Solid state amplifier, speakers, and goose-neck mic for SCS-LC, SCS-TC, and SCS-TCFLS	inst			\$1,980
	SCS-EWTU-L	Lavalier Wireless Mic System for SCS-PL, SCS-PC, SCS-PE				\$1,960
	SCS-EWTU-H	Handheld Wireless Mic System for SCS-PL, SCS-PC, SCS-PE				\$1,960
	SCS-MK20	Low Impedance Unidirectional Dynamic Mic				\$460
	SCS-GS	Gooseneck Mic Arm Only	inst			\$340
	SCS-GSM	Gooseneck Mic Arm With Mic	inst			\$960
	SCS-220VAC	220 VAC. 50/60 Hz Power Supply				\$940
	SCS-TMR	Digital Clock/Timer				\$950
	SCS-WLOGO	Laser Etched Wood Logo				\$890
	SCS-LOGO	6" X 18" Satin Brass Logo With Black Lettering				\$440

inst - Factory installed

Wood Veneered, Laminated and Carpeted Lecterns

FEATURES


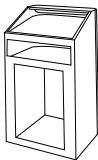
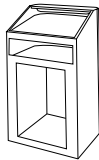
- A variety of designs and finishes to fit almost any application
- Reading Light and Casters Standard on all models
- Lecterns can be built-to-order with options below

VENEER

Choice of Natural Oak, Dark Oak, Walnut, Natural Cherry, Dark Cherry, Natural Mahogany, Dark Mahogany, Natural Maple, Black Painted Oak, or Dark Cherry Stained Oak

LAMINATE OPTIONS See standard laminate options on pages 5-6

CARPET Choice of Gunmetal Gray, Charcoal Gray or Onyx Black

STYLE	MODEL NUMBER	DESCRIPTION	SPECIAL NOTES	SIZE (W" x D" x H")	QCK SHIP	WGHT (LBS)	LIST PRICE
MAGNUS 	SCS-LT3	Wood Veneer Floor Lectern		29.25 x 27.75 x 48.5	qs	225	\$7,660
	SCS-COVLT3	Cover					\$750
RADIUS 	SCS-RCV27	27" Wide Veneered Lectern		27 x 24 x 47	qs	145	\$5,160
	SCS-RCL27	27" Wide Laminate Lectern		27 x 24 x 47	qs	145	\$5,790
	SCS-RCC27	27" Wide Carpeted Lectern		27 x 24 x 47	qs	145	\$3,790
	SCS-RCV36	36" Wide Veneered Lectern		36 x 24 x 47	qs	200	\$6,290
	SCS-RCL36	36" Wide Laminate Lectern		36 x 24 x 47	qs	200	\$6,660
	SCS-RCC36	36" Wide Carpeted Lectern		36 x 24 x 47	qs	200	\$4,540
	SCS-HA-RC	Electric Height Adjustment (36" only)					\$5,740
ESSENTIAL 	SCS-SCV27	27" Wide Veneered Lectern		27 x 24 x 47	qs	90	\$4,790
	SCS-SCL27	27" Wide Laminate Lectern		27 x 24 x 47	qs	90	\$5,290
	SCS-SCC27	27" Wide Carpeted Lectern		27 x 24 x 47	qs	90	\$3,540
	SCS-SCV36	36" Wide Veneered Lectern		36 x 24 x 47	qs	135	\$5,910
	SCS-SCL36	36" Wide Laminate Lectern		36 x 24 x 47	qs	135	\$6,790
	SCS-SCC36	36" Wide Carpeted Lectern		36 x 24 x 47	qs	135	\$4,290
Options	SCS-COV27R	Cover for 27 Inch Lecterns					\$710
	SCS-COV36R	Cover for 36 Inch Lecterns					\$740
	SCS-PE	Solid state amplifier, speakers, and goose-neck mic for SCS-LE1, SCS-LT3, and SCS-RC	inst				\$3,810
	SCS-PL	Solid state amplifier, speakers, and goose-neck mic for SCS-SC and SCS-CFL					\$1,980
	SCS-EWTU-L	Lavalier Wireless Mic System for SCS-PL, SCS-PC, SCS-PE					\$1,960
	SCS-EWTU-H	Handheld Wireless Mic System for SCS-PL, SCS-PC, SCS-PE					\$1,960
	SCS-MK20	Low Impedance Unidirectional Dynamic Mic					\$460

qs - Magnus Ships within 3-4 weeks ARO

qs - Radius Ships within 2-3 weeks ARO

qs - Essential Ships within 2-3 weeks ARO

inst - Factory installed

Wood Veneered, Laminated and Carpeted Lecterns

STYLE	MODEL NUMBER	DESCRIPTION	SPECIAL NOTES	LIST PRICE
Options Continued	SCS-GS	Gooseneck Mic Arm Only	inst	\$340
	SCS-GSM	Gooseneck Mic Arm With Mic	inst	\$960
	SCS-TMR	Digital Clock/Timer		\$950
	SCS-LCDMNT	Adjustable LCD Montior Mount		\$730
	SCS-EAMNT	Adjustable Extension Arm Montior Mount		\$1,150
	SCS-CCB	Cable Storage Well With Lid		\$400
	SCS-CPO	Cable Port Outlet		\$260
	SCS-DPLX	Duplex Outlet (specify location)		\$400
	SCS-EHD-RCSC	Euro-Hinged Doors with Lock		\$1,050
	SCS-PLDR	Acrylic Doors with Lock		\$1,700
	SCS-MM	Mic Mount Install Charge (Customer to Supply Mount)		\$290
	SCS-CCO	Custom Cut Out		\$300
	SCS-RM15	15 Space Rack Mount. SCS-RC Series and SCS-LT3 Only		\$750
	SCS-RKB13	13 Space Rack Box. SCS-SC Series Only		\$540
	SCS-SHLF	Adjustable Shelf with Standards		\$380
	SCS-SHLFA	Shelf Only		\$180
	SCS-KD	Keyboard Drawer with Lock (Standard Location in Center)		\$910
	SCS-PSD	Pullout Storage Drawer		\$1,040
	SCS-FDCS-RCSC	Folding Document Camera Shelf		\$830
	SCS-WSFDS	Folding Document Camera Shelf with Wooden Support Brace		\$960
	SCS-LPTFDS	Folding Laptop Shelf		\$790
	SCS-PSLF	Pullout Side Shelf (SCS-LT3 Only)		\$1,010
	SCS-LL18	18" Littlite® with Dimmer		\$380
	SCS-WD	Wiring Duct		\$140
	SCS-RFP	Removable Front Access Panel. SCS-RC Series Only		\$840
	SCS-200VAC	220 VAC. 50/60 Hz Power Supply		\$940
	SCS-CSU	Custom Stain Upcharge (Customer to Supply Sample)		\$1,030
	SCS-HLDR	Acrylic User Manual Holder		\$310
	SCS-BKLN	Black Lock		\$40
	SCS-CBLK	Combination Lock		\$150
SCS-WLOGO	Laser Etched Wood Logo		\$890	
SCS-LOGO	6" X 18" Satin Brass Logo With Black Lettering		\$440	

inst - Factory installed

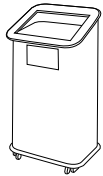
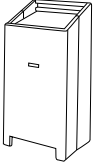
Carpeted Lecterns

FEATURES

- Economy lecterns covered in scuff and stain resistant carpet
- Reading light and casters standard on SCS-CFL
- Casters standard on SCS-CML
- Lecterns can be built-to-order with options below

CARPET

Choice of Gunmetal Gray, Charcoal Gray or Onyx Black

STYLE	MODEL NUMBER	DESCRIPTION	SPECIAL NOTES	SIZE (W" x D" x H")	QUICK SHIP	WEIGHT (LBS)	LIST PRICE
Spectrum™ Floor Model 	SCS-CFLB	Black Trim		26.5 x 24 x 48	qs	70	\$2,290
	SCS-CFLO	Natural Oak Trim		26.5 x 24 x 48	qs	70	\$2,310
	SCS-CFLW	Walnut Trim		26.5 x 24 x 48	qs	70	\$2,340
	SCS-COVCL	Cover					\$650
	SCS-PL	Solid state amplifier, speakers, and goose-neck mic for SCS-SC and SCS-CFL					\$1,980
	SCS-EWTU-L	Lavalier Wireless Mic System for SCS-PL, SCS-PC, SCS-PE					\$1,960
	SCS-EWTU-H	Handheld Wireless Mic System for SCS-PL, SCS-PC, SCS-PE					\$1,960
	SCS-GS	Gooseneck Mic Arm Only	inst				\$340
	SCS-GSM	Gooseneck Mic Arm With Mic	inst				\$960
	SCS-220VAC	220 VAC. 50/60 Hz Power Supply					\$940
	SCS-TMR	Digital Clock/Timer					\$950
	SCS-RM10-CFL	10 Space Rack Mount For SCS-CFL					\$880
SCS-FDCS-CFL	Folding Accessory Shelf, 16"W X 12" D, for SCS-CFL					\$870	
Spectrum™ Table Model	SCS-CTLB	Black Trim					\$1,790
	SCS-CTLO	Natural Oak Trim					\$1,810
	SCS-CTLW	Walnut Trim					\$1,840
Spectrum™ Modular Model	SCS-CMLB	Black Trim					\$2,460
	SCS-CMLO	Natural Oak Trim					\$2,490
	SCS-CMLW	Walnut Trim					\$2,580
	SCS-COVCT	Cover					\$490
New Dimensions™ Folding Lectern 	SCS-FFL	Folding Floor Lectern		24 x 17.75 x 48.25	qs	36	\$1,600
	SCS-RLF	Reading Light for SCS-FFL, Installed					\$200
	SCS-MA4	Telescopic Mic Arm For SCS-FFL					\$300

qs - Spectrum Ships within 2-4 days ARO

qs - New Dimensions Ships within 2-5 days ARO

inst - Factory installed

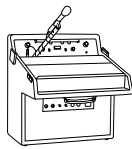
Lecternette®

FEATURES

- Amplified, portable sound-reinforcement lecterns.

CARPET

Choice of Gunmetal Gray, Charcoal Gray or Onyx Black

STYLE	MODEL NUMBER	DESCRIPTION	SIZE (W" x D" x H")	WGHT (LBS)	LIST PRICE
 <p>Options</p>	SCS-R160	Economy	18.75 x 10.25 x 20	32	\$2,540
	SCS-R600	Rental	18.75 x 10.25 x 20	33	\$3,040
	SCS-WSF22	Replacement Windscreen for SC22			\$40
	SCS-1209	Replacement Non-Rechargeable 6 Volt Battery			\$50
	SCS-RBP6	Rechargeable Battery Pack for SCS-L46C			\$390
	SCS-200VAC	220 VAC. 50/60 Hz Power Supply			\$940
	SCS-TR45	Tripod Stands for SCS-AO6C and SCS-R06 (pair)			\$650
	SCS-RS6	Carpeted Folding Stand for SCS-R600			\$1,190
	SCS-R06	Carpeted Add On® Speaker Set (Pair) For SCS-R600			\$1,290
	SCS-TW50	50 ft. Speaker Extension Cables (Pair)			\$190

SOLID HARDWOOD LECTERNS

*Executive™ | Silhouette™ (AVAILABLE IN ALL COLORS)



*BLACK (BL) *DARK CHERRY (DKCH) DARK MAHOGANY (DCSO) *DARK OAK (DKOA) *NATURAL CHERRY (NTCH) NATURAL MAHOGANY (NTMH) NATURAL MAPLE (NTMA) *NATURAL OAK (NTOA) *WALNUT (WN)

LAMINATE AND VENEER LECTERNS


Magnus™ | Radius™ | Essential™



BLACK PAINTED OAK (BLPO) DARK CHERRY (DSFL) DK CHERRY STAINED OAK (CRIC) DARK MAHOGANY (DCSO) DARK OAK (DKOA) NATURAL CHERRY (NTCH) NATURAL MAHOGANY (NTMH) NATURAL MAPLE (NTMA) NATURAL OAK (NTOA) WALNUT (WN)

CARPET COLOR

Radius™, Essential™, Spectrum™, New Dimensions™, Lecternette®



CHARCOAL GRAY (CCGR) GUNMETAL GRAY (GMGR) ONYX BLACK (ONBL)

TRIM COLOR

Spectrum™



ONYX (ON)

DANCE FLOOR



3' x 3' EventXpress™ Portable Dance Floor (Wood Grain Vinyl)

FEATURES

- Solid plywood core suitable for indoor & outdoor use
- Premium Wood Grain Vinyl surface; 12"x12" tiles
- Secure Cam-Lock fastening
- Silver Trim (11 degree)
- Polyurethane coated back
- Optional Soft Corners for edge protection

Wood Grain Vinyl Color Option:



Wood Grain Vinyl (WGV)

PARTS

3'x3' Wood Grain Vinyl Panel	\$562
Extra Trim Piece	\$105
T-handle Hex Key	\$30
T-Handle Extended Hex Key	\$60
Cam-Lock	\$60

ACCESSORIES

Soft Corners (flexible urethane)	\$225
Storage Bag (holds 8 pieces of trim)	\$225

*See page 76-77 for more Dance Floor Parts & Accessories

MODEL NUMBER	SQ. FT	CAPACITY	PANELS	TRIM	WEIGHT (LBS)	PALLET QTY	PALLETED WGT (LBS)	VOLUME (FT3 TOTAL)	LIST PRICE
3X3DF 6X9 WGV-CAM	54	12	6	10	247	1	285	3.38	\$4,422
3X3DF 9X9 WGV-CAM	81	18	9	12	362	1	400	5.06	\$6,318
3X3DF 9X12 WGV-CAM	108	24	12	14	477	1	515	6.75	\$8,214
3X3DF 9X15 WGV-CAM	135	30	15	16	592	1	630	8.44	\$10,110
3X3DF 9X18 WGV-CAM	162	36	18	18	707	1	745	10.13	\$12,006
3X3DF 12X12 WGV-CAM	144	32	16	16	629	1	667	9.00	\$10,672
3X3DF 12X15 WGV-CAM	180	40	20	18	780	1	818	11.25	\$13,130
3X3DF 12X18 WGV-CAM	216	48	24	20	932	1	970	13.50	\$15,588
3X3DF 12X21 WGV-CAM	252	56	28	22	1083	1	1,121	15.75	\$18,046
3X3DF 12X24 WGV-CAM	288	64	32	24	1234	1	1,272	18.00	\$20,504
3X3DF 15X15 WGV-CAM	225	50	25	20	968	1	1,006	14.06	\$16,150
3X3DF 15X18 WGV-CAM	270	60	30	22	1156	1	1,194	16.88	\$19,170
3X3DF 15X21 WGV-CAM	315	70	35	24	1344	1	1,382	19.69	\$22,190
3X3DF 15X24 WGV-CAM	360	80	40	26	1531	1	1,569	22.50	\$25,210
3X3DF 15X27 WGV-CAM	405	90	45	28	1719	2	1,795	25.31	\$28,230
3X3DF 15X30 WGV-CAM	450	100	50	30	1907	2	1,983	28.13	\$31,250
3X3DF 18X18 WGV-CAM	324	72	36	24	1380	1	1,418	20.25	\$22,752
3X3DF 18X21 WGV-CAM	378	84	42	26	1604	2	1,680	23.63	\$26,334
3X3DF 18X24 WGV-CAM	432	96	48	28	1828	2	1,904	27.00	\$29,916
3X3DF 18X27 WGV-CAM	486	108	54	30	2053	2	2,129	30.38	\$33,498
3X3DF 18X30 WGV-CAM	540	120	60	32	2277	2	2,353	33.75	\$37,080
3X3DF 21X21 WGV-CAM	441	98	49	28	1865	2	1,941	27.56	\$30,478
3X3DF 21X24 WGV-CAM	504	112	56	30	2125	2	2,201	31.50	\$34,622
3X3DF 21X27 WGV-CAM	567	126	63	32	2368	2	2,444	35.44	\$38,766
3X3DF 21X30 WGV-CAM	630	140	70	34	2647	2	2,723	39.38	\$42,910
3X3DF 21X33 WGV-CAM	693	154	77	36	2907	2	2,983	43.31	\$47,054
3X3DF 24X24 WGV-CAM	576	128	64	32	2422	2	2,498	36.00	\$39,328
3X3DF 24X27 WGV-CAM	648	144	72	34	2719	2	2,795	40.50	\$44,034
3X3DF 24X30 WGV-CAM	720	160	80	36	3016	2	3,092	45.00	\$48,740
3X3DF 24X33 WGV-CAM	792	176	88	38	3313	3	3,427	49.50	\$53,446
3X3DF 27X27 WGV-CAM	729	162	81	36	3053	3	3,167	45.56	\$49,302
3X3DF 27X30 WGV-CAM	810	180	90	38	3386	3	3,500	50.63	\$54,570
3X3DF 27X33 WGV-CAM	891	198	99	40	3720	3	3,834	55.69	\$59,838
3X3DF 27X36 WGV-CAM	972	216	108	42	4053	3	4,167	60.75	\$65,106
3X3DF 30X30 WGV-CAM	900	200	100	40	3756	3	3,870	56.25	\$60,400
3X3DF 30X33 WGV-CAM	990	220	110	42	4126	3	4,240	61.88	\$66,230
3X3DF 30X36 WGV-CAM	1080	240	120	44	4496	3	4,610	67.50	\$72,060
3X3DF 33X33 WGV-CAM	1089	242	121	44	4532	4	4,684	68.06	\$72,622
3X3DF 33X36 WGV-CAM	1188	264	132	46	4938	4	5,090	74.25	\$79,014
3X3DF 36X36 WGV-CAM	1296	288	144	48	5381	4	5,533	81.00	\$85,968
3X3DF 42X42 WGV-CAM	1764	392	196	56	7297	5	7,487	110.25	\$116,032
3X3DF 42X45 WGV-CAM	1890	420	210	58	7812	6	8,040	118.13	\$124,110
3X3DF 45X45 WGV-CAM	2025	450	225	60	8364	6	8,592	126.56	\$132,750

3' x 3' EventXpress™ Portable Dance Floor (Black & White)

FEATURES

- Solid plywood core suitable for indoor & outdoor use
- Premium all Black, all White or Black & White Checkerboard surface; 12"x12" tiles
- Secure Cam-Lock fastening
- Silver Trim (11 degree)
- Polyurethane coated back
- Optional Soft Corners for edge protection
- Fill in XX with color option code

Black & White Color Options:



Black (BB)



White (WW)



Black & White Checkerboard (BW)

PARTS

3'x3' all Black, all White or Black & White Checkerboard Panel	\$610
Extra Trim Piece	\$105
T-handle Hex Key	\$30
T-Handle Extended Hex Key	\$60
Cam-Lock	\$60

ACCESSORIES

Soft Corners (flexible urethane)	\$225
Storage Bag (holds 8 pieces of trim)	\$225

*See page 76-77 for more Dance Floor Parts & Accessories

MODEL NUMBER	SQ. FT	CAPACITY	PANELS	TRIM	WEIGHT (LBS)	PALLET QTY	PALLETTED WGT (LBS)	VOLUME (FT3 TOTAL)	LIST PRICE
3X3DF6X9XX-CAM	54	12	6	10	247	1	285	3.38	\$4,710
3X3DF9X9XX-CAM	81	18	9	12	362	1	400	5.06	\$6,750
3X3DF9X12XX-CAM	108	24	12	14	477	1	515	6.75	\$8,790
3X3DF9X15XX-CAM	135	30	15	16	592	1	630	8.44	\$10,830
3X3DF9X18XX-CAM	162	36	18	18	707	1	745	10.13	\$12,870
3X3DF12X12XX-CAM	144	32	16	16	629	1	667	9.00	\$11,440
3X3DF12X15XX-CAM	180	40	20	18	780	1	818	11.25	\$14,090
3X3DF12X18XX-CAM	216	48	24	20	932	1	970	13.50	\$16,740
3X3DF12X21XX-CAM	252	56	28	22	1083	1	1,121	15.75	\$19,390
3X3DF12X24XX-CAM	288	64	32	24	1234	1	1,272	18.00	\$22,040
3X3DF15X15XX-CAM	225	50	25	20	968	1	1,006	14.06	\$17,350
3X3DF15X18XX-CAM	270	60	30	22	1156	1	1,194	16.88	\$20,610
3X3DF15X21XX-CAM	315	70	35	24	1344	1	1,382	19.69	\$23,870
3X3DF15X24XX-CAM	360	80	40	26	1531	1	1,569	22.50	\$27,130
3X3DF15X27XX-CAM	405	90	45	28	1719	2	1,795	25.31	\$30,390
3X3DF15X30XX-CAM	450	100	50	30	1907	2	1,983	28.13	\$33,650
3X3DF18X18XX-CAM	324	72	36	24	1380	1	1,418	20.25	\$24,480
3X3DF18X21XX-CAM	378	84	42	26	1604	2	1,680	23.63	\$28,350
3X3DF18X24XX-CAM	432	96	48	28	1828	2	1,904	27.00	\$32,220
3X3DF18X27XX-CAM	486	108	54	30	2053	2	2,129	30.38	\$36,090
3X3DF18X30XX-CAM	540	120	60	32	2277	2	2,353	33.75	\$39,960
3X3DF21X21XX-CAM	441	98	49	28	1865	2	1,941	27.56	\$32,830
3X3DF21X24XX-CAM	504	112	56	30	2125	2	2,201	31.50	\$37,310
3X3DF21X27XX-CAM	567	126	63	32	2386	2	2,462	35.44	\$41,790
3X3DF21X30XX-CAM	630	140	70	34	2647	2	2,723	39.38	\$46,270
3X3DF21X33XX-CAM	693	154	77	36	2907	2	2,983	43.31	\$50,750
3X3DF24X24XX-CAM	576	128	64	32	2422	2	2,498	36.00	\$42,400
3X3DF24X27XX-CAM	648	144	72	34	2719	2	2,795	40.50	\$47,490
3X3DF24X30XX-CAM	720	160	80	36	3016	2	3,092	45.00	\$52,580
3X3DF24X33XX-CAM	792	176	88	38	3313	3	3,427	49.50	\$57,670
3X3DF27X27XX-CAM	729	162	81	36	3053	3	3,167	45.56	\$53,190
3X3DF27X30XX-CAM	810	180	90	38	3386	3	3,500	50.63	\$58,890
3X3DF27X33XX-CAM	891	198	99	40	3720	3	3,834	55.69	\$64,590
3X3DF27X36XX-CAM	972	216	108	42	4053	3	4,167	60.75	\$70,290
3X3DF30X30XX-CAM	900	200	100	40	3756	3	3,870	56.25	\$65,200
3X3DF30X33XX-CAM	990	220	110	42	4126	3	4,240	61.88	\$71,510
3X3DF30X36XX-CAM	1080	240	120	44	4496	3	4,610	67.50	\$77,820
3X3DF33X33XX-CAM	1089	242	121	44	4532	4	4,684	68.06	\$78,430
3X3DF33X36XX-CAM	1188	264	132	46	4938	4	5,090	74.25	\$85,350
3X3DF36X36XX-CAM	1296	288	144	48	5381	4	5,533	81.00	\$92,880
3X3DF42X42XX-CAM	1764	392	196	56	7297	5	7,487	110.25	\$125,440
3X3DF42X45XX-CAM	1890	420	210	58	7812	6	8,040	118.13	\$134,190
3X3DF45X45XX-CAM	2025	450	225	60	8364	6	8,592	126.56	\$143,550

3' x 3' EventXpress™ Portable Dance Floor (Wood Parquet)

FEATURES

- Solid plywood core suitable for indoor & outdoor use
- Premium solid oak parquet tile surface; 12"x12" tiles
- Secure Cam-Lock fastening
- Silver Trim (11 degree)
- Polyurethane coated back
- Optional Soft Corners for edge protection
- Fill in XXXX with color option code

Wood Parquet Color Options:



Natural
Oak
(WOPK)



Windsor
Oak
(WOCH)

PARTS

3'x3' Natural Oak (light) or Windsor Oak (dark) Panel	\$755
Extra Trim Piece	\$105
T-handle Hex Key	\$30
T-Handle Extended Hex Key	\$60
Cam-Lock	\$60
Soft Corners (flexible urethane)	\$225
Storage Bag (holds 8 pieces of trim)	\$225

ACCESSORIES

*See page 76-77 for more Dance Floor Parts & Accessories

MODEL NUMBER	SQ. FT	CAPACITY	PANELS	TRIM	WEIGHT (LBS)	PALLET QTY	PALLETED WGT (LBS)	VOLUME (FT3 TOTAL)	LIST PRICE
3X3DF6X9XXXX-CAM	54	12	6	10	195	1	233	3.38	\$5,580
3X3DF9X9XXXX-CAM	81	18	9	12	283	1	321	5.06	\$8,055
3X3DF9X12XXXX-CAM	108	24	12	14	372	1	410	6.75	\$10,530
3X3DF9X15XXXX-CAM	135	30	15	16	460	1	498	8.44	\$13,005
3X3DF9X18XXXX-CAM	162	36	18	18	549	1	587	10.13	\$15,480
3X3DF12X12XXXX-CAM	144	32	16	16	488	1	526	9.00	\$13,760
3X3DF12X15XXXX-CAM	180	40	20	18	604	1	642	11.25	\$16,990
3X3DF12X18XXXX-CAM	216	48	24	20	720	1	758	13.50	\$20,220
3X3DF12X21XXXX-CAM	252	56	28	22	837	1	875	15.75	\$23,450
3X3DF12X24XXXX-CAM	288	64	32	24	953	1	991	18.00	\$26,680
3X3DF15X15XXXX-CAM	225	50	25	20	748	1	786	14.06	\$20,975
3X3DF15X18XXXX-CAM	270	60	30	22	892	1	930	16.88	\$24,960
3X3DF15X21XXXX-CAM	315	70	35	24	1036	1	1,074	19.69	\$28,945
3X3DF15X24XXXX-CAM	360	80	40	26	1179	1	1,217	22.50	\$32,930
3X3DF15X27XXXX-CAM	405	90	45	28	1323	2	1,399	25.31	\$36,915
3X3DF15X30XXXX-CAM	450	100	50	30	1467	2	1,543	28.13	\$40,900
3X3DF18X18XXXX-CAM	324	72	36	24	1063	1	1,101	20.25	\$29,700
3X3DF18X21XXXX-CAM	378	84	42	26	1235	2	1,311	23.63	\$34,440
3X3DF18X24XXXX-CAM	432	96	48	28	1406	2	1,482	27.00	\$39,180
3X3DF18X27XXXX-CAM	486	108	54	30	1577	2	1,653	30.38	\$43,920
3X3DF18X30XXXX-CAM	540	120	60	32	1749	2	1,825	33.75	\$48,660
3X3DF21X21XXXX-CAM	441	98	49	28	1434	2	1,510	27.56	\$39,935
3X3DF21X24XXXX-CAM	504	112	56	30	1633	2	1,709	31.50	\$45,430
3X3DF21X27XXXX-CAM	567	126	63	32	1832	2	1,908	35.44	\$50,925
3X3DF21X30XXXX-CAM	630	140	70	34	2031	2	2,107	39.38	\$56,420
3X3DF21X33XXXX-CAM	693	154	77	36	2230	2	2,306	43.31	\$61,915
3X3DF24X24XXXX-CAM	576	128	64	32	1859	2	1,935	36.00	\$51,680
3X3DF24X27XXXX-CAM	648	144	72	34	2086	2	2,162	40.50	\$57,930
3X3DF24X30XXXX-CAM	720	160	80	36	2312	2	2,388	45.00	\$64,180
3X3DF24X33XXXX-CAM	792	176	88	38	2539	3	2,653	49.50	\$70,430
3X3DF27X27XXXX-CAM	729	162	81	36	2340	3	2,454	45.56	\$64,935
3X3DF27X30XXXX-CAM	810	180	90	38	2594	3	2,708	50.63	\$71,940
3X3DF27X33XXXX-CAM	891	198	99	40	2848	3	2,962	55.69	\$78,945
3X3DF27X36XXXX-CAM	972	216	108	42	3103	3	3,217	60.75	\$85,950
3X3DF30X30XXXX-CAM	900	200	100	40	2876	3	2,990	56.25	\$79,700
3X3DF30X33XXXX-CAM	990	220	110	42	3158	3	3,272	61.88	\$87,460
3X3DF30X36XXXX-CAM	1080	240	120	44	3440	3	3,554	67.50	\$95,220
3X3DF33X33XXXX-CAM	1089	242	121	44	3467	4	3,619	68.06	\$95,975
3X3DF33X36XXXX-CAM	1188	264	132	46	3777	4	3,929	74.25	\$104,490
3X3DF36X36XXXX-CAM	1296	288	144	48	4114	4	4,266	81.00	\$113,760
3X3DF42X42XXXX-CAM	1764	392	196	56	5572	5	5,762	110.25	\$153,860
3X3DF42X45XXXX-CAM	1890	420	210	58	5964	6	6,192	118.13	\$164,640
3X3DF45X45XXXX-CAM	2025	450	225	60	6384	6	6,612	126.56	\$176,175

3' x 4' EventXpress™ Portable Dance Floor (Wood Grain Vinyl)

FEATURES

- Solid plywood core suitable for indoor & outdoor use
- Premium Wood Grain Vinyl surface; 12"x12" tiles
- Secure Cam-Lock fastening
- Silver Trim (11 degree)
- Polyurethane coated back
- Optional Soft Corners for edge protection

Wood Grain Vinyl Color Option:



Wood Grain Vinyl
(WGV)

PARTS

3'x4' Wood Grain Vinyl Panel	\$680
Extra Trim Piece	\$105
T-handle Hex Key	\$30
T-Handle Extended Hex Key	\$60
Cam-Lock	\$60

ACCESSORIES

Soft Corners (flexible urethane)	\$225
Storage Bag (holds 8 pieces of trim)	\$225

*See page 76-77 for more Dance Floor Parts & Accessories

MODEL NUMBER	SQ. FT	CAPACITY	PANELS	TRIM	WEIGHT (LBS)	PALLET QTY	PALLETTED WGT (LBS)	VOLUME (FT3 TOTAL)	LIST PRICE
3X4DF6X8 WGV-CAM	48	11	4	8	213	1	251	3	\$3,560
3X4DF9X12 WGV-CAM	108	24	9	12	460	1	498	6.75	\$7,380
3X4DF9X16 WGV-CAM	144	32	12	14	606	1	644	9	\$9,630
3X4DF9X20 WGV-CAM	180	40	15	16	753	1	791	11.25	\$11,880
3X4DF12X12 WGV-CAM	144	32	12	14	606	1	644	9	\$9,630
3X4DF12X16 WGV-CAM	192	43	16	16	799	1	837	12	\$12,560
3X4DF15X12 WGV-CAM	180	40	15	16	753	1	791	11.25	\$11,880
3X4DF15X16 WGV-CAM	240	53	20	18	992	1	1030	15	\$15,490
3X4DF15X20 WGV-CAM	300	67	25	20	1232	1	1270	18.75	\$19,100
3X4DF15X24 WGV-CAM	360	80	30	22	1472	1	1510	22.5	\$22,710
3X4DF18X16 WGV-CAM	288	64	24	20	1185	1	1223	18	\$18,420
3X4DF18X20 WGV-CAM	360	80	30	22	1472	1	1510	22.5	\$22,710
3X4DF18X24 WGV-CAM	432	96	36	24	1758	1	1796	27	\$27,000
3X4DF18X28 WGV-CAM	504	112	42	26	2044	2	2120	31.5	\$31,290
3X4DF18X32 WGV-CAM	576	128	48	28	2331	2	2407	36	\$35,580
3X4DF21X20 WGV-CAM	420	93	35	24	1711	1	1749	26.25	\$26,320
3X4DF21X24 WGV-CAM	504	112	42	26	2044	2	2120	31.5	\$31,290
3X4DF21X28 WGV-CAM	588	131	49	28	2377	2	2453	36.75	\$36,260
3X4DF24X20 WGV-CAM	480	107	40	26	1951	1	1989	30	\$29,930
3X4DF24X24 WGV-CAM	576	128	48	28	2331	2	2407	36	\$35,580
3X4DF24X28 WGV-CAM	672	149	56	30	2710	2	2786	42	\$41,230
3X4DF24X32 WGV-CAM	768	171	64	32	3090	2	3166	48	\$46,880
3X4DF27X28 WGV-CAM	756	168	63	32	3043	2	3119	47.25	\$46,200
3X4DF27X32 WGV-CAM	864	192	72	34	3469	2	3545	54	\$52,530
3X4DF30X28 WGV-CAM	840	187	70	34	3376	2	3452	52.5	\$51,170
3X4DF30X32 WGV-CAM	960	213	80	36	3849	2	3925	60	\$58,180
3X4DF30X36 WGV-CAM	1080	240	90	38	4321	3	4435	67.5	\$65,190
3X4DF33X32 WGV-CAM	1056	235	88	38	4228	3	4342	66	\$63,830
3X4DF33X36 WGV-CAM	1188	264	99	40	4747	3	4861	74.25	\$71,520
3X4DF36X36 WGV-CAM	1296	288	108	42	5174	3	5288	81	\$77,850
3X4DF36X40 WGV-CAM	1440	320	120	44	5739	3	5853	90	\$86,220
3X4DF36X44 WGV-CAM	1584	352	132	46	6305	4	6457	99	\$94,590
3X4DF36X48 WGV-CAM	1728	384	144	48	6871	4	7023	108	\$102,960
3X4DF39X40 WGV-CAM	1560	347	130	46	6212	4	6364	97.5	\$93,230
3X4DF39X44 WGV-CAM	1716	381	143	48	6825	4	6977	107.25	\$102,280
3X4DF39X48 WGV-CAM	1872	416	156	50	7437	4	7589	117	\$111,330
3X4DF42X40 WGV-CAM	1680	373	140	48	6685	4	6837	105	\$100,240
3X4DF42X44 WGV-CAM	1848	411	154	50	7344	4	7496	115.5	\$109,970
3X4DF42X48 WGV-CAM	2016	448	168	52	8003	5	8193	126	\$119,700
3X4DF45X40 WGV-CAM	1800	400	150	50	7158	4	7310	112.5	\$107,250
3X4DF45X44 WGV-CAM	1980	440	165	52	7863	5	8053	123.75	\$117,660
3X4DF45X48 WGV-CAM	2160	480	180	54	8569	5	8759	135	\$128,070
3X4DF48X48 WGV-CAM	2304	512	192	56	9135	5	9325	144	\$136,440

3' x 4' EventXpress™ Portable Dance Floor (Black & White)

FEATURES

- Solid plywood core suitable for indoor & outdoor use
- Premium all Black, all White or Black & White Checkerboard surface; 12"x12" tiles
- Secure Cam-Lock fastening
- Silver Trim (11 degree)
- Polyurethane coated back
- Optional Soft Corners for edge protection
- Fill in XX with color option code

Black & White Color Options:



Black
(BB)



White
(WW)



Black & White
Checkerboard
(BW)

PARTS

3'x4' all Black, all White or Black & White Checkerboard Panel	\$680
Extra Trim Piece	\$105
T-handle Hex Key	\$30
T-Handle Extended Hex Key	\$60
Cam-Lock	\$60

ACCESSORIES

Soft Corners (flexible urethane)	\$225
Storage Bag (holds 8 pieces of trim)	\$225

*See page 76-77 for more Dance Floor Parts & Accessories

MODEL NUMBER	SQ. FT	CAPACITY	PANELS	TRIM	WEIGHT (LBS)	PALLET QTY	PALLETTED WGT (LBS)	VOLUME (FT3 TOTAL)	LIST PRICE
3X4DF 6X8 XX-CAM	48	11	4	8	213	1	251	3	\$3,560
3X4DF 9X12 XX-CAM	108	24	9	12	460	1	498	6.75	\$7,380
3X4DF 9X16 XX-CAM	144	32	12	14	606	1	644	9	\$9,630
3X4DF 9X20 XX-CAM	180	40	15	16	753	1	791	11.25	\$11,880
3X4DF 12X12 XX-CAM	144	32	12	14	606	1	644	9	\$9,630
3X4DF 12X16 XX-CAM	192	43	16	16	799	1	837	12	\$12,560
3X4DF 15X12 XX-CAM	180	40	15	16	753	1	791	11.25	\$11,880
3X4DF 15X16 XX-CAM	240	53	20	18	992	1	1030	15	\$15,490
3X4DF 15X20 XX-CAM	300	67	25	20	1232	1	1270	18.75	\$19,100
3X4DF 15X24 XX-CAM	360	80	30	22	1472	1	1510	22.5	\$22,710
3X4DF 18X16 XX-CAM	288	64	24	20	1185	1	1223	18	\$18,420
3X4DF 18X20 XX-CAM	360	80	30	22	1472	1	1510	22.5	\$22,710
3X4DF 18X24 XX-CAM	432	96	36	24	1758	1	1796	27	\$27,000
3X4DF 18X28 XX-CAM	504	112	42	26	2044	2	2120	31.5	\$31,290
3X4DF 18X32 XX-CAM	576	128	48	28	2331	2	2407	36	\$35,580
3X4DF 21X20 XX-CAM	420	93	35	24	1711	1	1749	26.25	\$26,320
3X4DF 21X24 XX-CAM	504	112	42	26	2044	2	2120	31.5	\$31,290
3X4DF 21X28 XX-CAM	588	131	49	28	2377	2	2453	36.75	\$36,260
3X4DF 24X20 XX-CAM	480	107	40	26	1951	1	1989	30	\$29,930
3X4DF 24X24 XX-CAM	576	128	48	28	2331	2	2407	36	\$35,580
3X4DF 24X28 XX-CAM	672	149	56	30	2710	2	2786	42	\$41,230
3X4DF 24X32 XX-CAM	768	171	64	32	3090	2	3166	48	\$46,880
3X4DF 27X28 XX-CAM	756	168	63	32	3043	2	3119	47.25	\$46,200
3X4DF 27X32 XX-CAM	864	192	72	34	3469	2	3545	54	\$52,530
3X4DF 30X28 XX-CAM	840	187	70	34	3376	2	3452	52.5	\$51,170
3X4DF 30X32 XX-CAM	960	213	80	36	3849	2	3925	60	\$58,180
3X4DF 30X36 XX-CAM	1080	240	90	38	4321	3	4435	67.5	\$65,190
3X4DF 33X32 XX-CAM	1056	235	88	38	4228	3	4342	66	\$63,830
3X4DF 33X36 XX-CAM	1188	264	99	40	4747	3	4861	74.25	\$71,520
3X4DF 36X36 XX-CAM	1296	288	108	42	5174	3	5288	81	\$77,850
3X4DF 36X40 XX-CAM	1440	320	120	44	5739	3	5853	90	\$86,220
3X4DF 36X44 XX-CAM	1584	352	132	46	6305	4	6457	99	\$94,590
3X4DF 36X48 XX-CAM	1728	384	144	48	6871	4	7023	108	\$102,960
3X4DF 39X40 XX-CAM	1560	347	130	46	6212	4	6364	97.5	\$93,230
3X4DF 39X44 XX-CAM	1716	381	143	48	6825	4	6977	107.25	\$102,280
3X4DF 39X48 XX-CAM	1872	416	156	50	7437	4	7589	117	\$111,330
3X4DF 42X40 XX-CAM	1680	373	140	48	6685	4	6837	105	\$100,240
3X4DF 42X44 XX-CAM	1848	411	154	50	7344	4	7496	115.5	\$109,970
3X4DF 42X48 XX-CAM	2016	448	168	52	8003	5	8193	126	\$119,700
3X4DF 45X40 XX-CAM	1800	400	150	50	7158	4	7310	112.5	\$107,250
3X4DF 45X44 XX-CAM	1980	440	165	52	7863	5	8053	123.75	\$117,660
3X4DF 45X48 XX-CAM	2160	480	180	54	8569	5	8759	135	\$128,070
3X4DF 48X48 XX-CAM	2304	512	192	56	9135	5	9325	144	\$136,440

3' x 4' EventXpress™ Portable Dance Floor (Wood Parquet)

FEATURES

- Solid plywood core suitable for indoor & outdoor use
- Premium solid oak parquet tile surface; 12"x12" tiles
- Secure Cam-Lock fastening
- Silver Trim (11 degree)
- Polyurethane coated back
- Optional Soft Corners for edge protection
- Fill in XXXX with color option code

Wood Parquet Color Options:



Natural
Oak
(WOPK)



Windsor
Oak
(WOCH)

PARTS

3'x4' Natural Oak (light) or Windsor Oak (dark) Panel	\$835
Extra Trim Piece	\$105
T-handle Hex Key	\$30
T-Handle Extended Hex Key	\$60
Cam-Lock	\$60

ACCESSORIES

Soft Corners (flexible urethane)	\$225
Storage Bag (holds 8 pieces of trim)	\$225

*See page 76-77 for more Dance Floor Parts & Accessories

MODEL NUMBER	SQ. FT	CAPACITY	PANELS	TRIM	WEIGHT (LBS)	PALLET QTY	PALLETED WGT (LBS)	VOLUME (FT3 TOTAL)	LIST PRICE
3X4DF 6X8 XXXX-CAM	48	11	4	8	213	1	251	3	\$4,180
3X4DF 9X12 XXXX-CAM	108	24	9	12	460	1	498	6.75	\$8,775
3X4DF 9X16 XXXX-CAM	144	32	12	14	606	1	644	9	\$11,490
3X4DF 9X20 XXXX-CAM	180	40	15	16	753	1	791	11.25	\$14,205
3X4DF 12X12 XXXX-CAM	144	32	12	14	606	1	644	9	\$11,490
3X4DF 12X16 XXXX-CAM	192	43	16	16	799	1	837	12	\$15,040
3X4DF 15X12 XXXX-CAM	180	40	15	16	753	1	791	11.25	\$14,205
3X4DF 15X16 XXXX-CAM	240	53	20	18	992	1	1030	15	\$18,590
3X4DF 15X20 XXXX-CAM	300	67	25	20	1232	1	1270	18.75	\$22,975
3X4DF 15X24 XXXX-CAM	360	80	30	22	1472	1	1510	22.5	\$27,360
3X4DF 18X16 XXXX-CAM	288	64	24	20	1185	1	1223	18	\$22,140
3X4DF 18X20 XXXX-CAM	360	80	30	22	1472	1	1510	22.5	\$27,360
3X4DF 18X24 XXXX-CAM	432	96	36	24	1758	1	1796	27	\$32,580
3X4DF 18X28 XXXX-CAM	504	112	42	26	2044	2	2120	31.5	\$37,800
3X4DF 18X32 XXXX-CAM	576	128	48	28	2331	2	2407	36	\$43,020
3X4DF 21X20 XXXX-CAM	420	93	35	24	1711	1	1749	26.25	\$31,745
3X4DF 21X24 XXXX-CAM	504	112	42	26	2044	2	2120	31.5	\$37,800
3X4DF 21X28 XXXX-CAM	588	131	49	28	2377	2	2453	36.75	\$43,855
3X4DF 24X20 XXXX-CAM	480	107	40	26	1951	1	1989	30	\$36,130
3X4DF 24X24 XXXX-CAM	576	128	48	28	2331	2	2407	36	\$43,020
3X4DF 24X28 XXXX-CAM	672	149	56	30	2710	2	2786	42	\$49,910
3X4DF 24X32 XXXX-CAM	768	171	64	32	3090	2	3166	48	\$56,800
3X4DF 27X28 XXXX-CAM	756	168	63	32	3043	2	3119	47.25	\$55,965
3X4DF 27X32 XXXX-CAM	864	192	72	34	3469	2	3545	54	\$63,690
3X4DF 30X28 XXXX-CAM	840	187	70	34	3376	2	3452	52.5	\$62,020
3X4DF 30X32 XXXX-CAM	960	213	80	36	3849	2	3925	60	\$70,580
3X4DF 30X36 XXXX-CAM	1080	240	90	38	4321	3	4435	67.5	\$79,140
3X4DF 33X32 XXXX-CAM	1056	235	88	38	4228	3	4342	66	\$77,470
3X4DF 33X36 XXXX-CAM	1188	264	99	40	4747	3	4861	74.25	\$86,865
3X4DF 36X36 XXXX-CAM	1296	288	108	42	5174	3	5288	81	\$94,590
3X4DF 36X40 XXXX-CAM	1440	320	120	44	5739	3	5853	90	\$104,820
3X4DF 36X44 XXXX-CAM	1584	352	132	46	6305	4	6457	99	\$115,050
3X4DF 36X48 XXXX-CAM	1728	384	144	48	6871	4	7023	108	\$125,280
3X4DF 39X40 XXXX-CAM	1560	347	130	46	6212	4	6364	97.5	\$113,380
3X4DF 39X44 XXXX-CAM	1716	381	143	48	6825	4	6977	107.25	\$124,445
3X4DF 39X48 XXXX-CAM	1872	416	156	50	7437	4	7589	117	\$135,510
3X4DF 42X40 XXXX-CAM	1680	373	140	48	6685	4	6837	105	\$121,940
3X4DF 42X44 XXXX-CAM	1848	411	154	50	7344	4	7496	115.5	\$133,840
3X4DF 42X48 XXXX-CAM	2016	448	168	52	8003	5	8193	126	\$145,740
3X4DF 45X40 XXXX-CAM	1800	400	150	50	7158	4	7310	112.5	\$130,500
3X4DF 45X44 XXXX-CAM	1980	440	165	52	7863	5	8053	123.75	\$143,235
3X4DF 45X48 XXXX-CAM	2160	480	180	54	8569	5	8759	135	\$155,970
3X4DF 48X48 XXXX-CAM	2304	512	192	56	9135	5	9325	144	\$166,200

3' x 3' EventXpress™ Seamless Portable Dance Floor (Seamless Wood Grains)

FEATURES

- Solid plywood core suitable for indoor & outdoor use
- Full panel sheet of premium vinyl
- Secure Cam-Lock fastening
- Silver Trim (11 degree)
- Polyurethane coated back
- Optional Soft Corners for edge protection
- Fill in XXX with color option code

Seamless Wood Grain Color Options:



PARTS

3'x3' Seamless Wood Grain Panel	\$675
Extra Trim Piece	\$105
T-handle Hex Key	\$30
T-Handle Extended Hex Key	\$60
Cam-Lock	\$60
Soft Corners (flexible urethane)	\$225
Storage Bag (holds 8 pieces of trim)	\$225

ACCESSORIES

*See page 76-77 for more Dance Floor Parts & Accessories

MODEL NUMBER	SQ. FT	CAPACITY	PANELS	TRIM	WEIGHT (LBS)	PALLET QTY	PALLETED WGT (LBS)	VOLUME (FT3 TOTAL)	LIST PRICE
3X3DF6X9SP-XXX-CAM	54	12	6	10	210	1	285	3.38	\$5,100
3X3DF9X9SP-XXX-CAM	81	18	9	12	306	1	400	5.06	\$7,335
3X3DF9X12SP-XXX-CAM	108	24	12	14	402	1	515	6.75	\$9,570
3X3DF9X15SP-XXX-CAM	135	30	15	16	498	1	630	8.44	\$11,805
3X3DF9X18SP-XXX-CAM	162	36	18	18	594	1	745	10.13	\$14,040
3X3DF12X12SP-XXX-CAM	144	32	16	16	528	1	667	9.00	\$12,480
3X3DF12X15SP-XXX-CAM	180	40	20	18	654	1	818	11.25	\$15,390
3X3DF12X18SP-XXX-CAM	216	48	24	20	780	1	970	13.50	\$18,300
3X3DF12X21SP-XXX-CAM	252	56	28	22	906	1	1,121	15.75	\$21,210
3X3DF12X24SP-XXX-CAM	288	64	32	24	1032	1	1,272	18.00	\$24,120
3X3DF15X15SP-XXX-CAM	225	50	25	20	810	1	1,006	14.06	\$18,975
3X3DF15X18SP-XXX-CAM	270	60	30	22	966	1	1,194	16.88	\$22,560
3X3DF15X21SP-XXX-CAM	315	70	35	24	1122	1	1,382	19.69	\$26,145
3X3DF15X24SP-XXX-CAM	360	80	40	26	1278	1	1,569	22.50	\$29,730
3X3DF15X27SP-XXX-CAM	405	90	45	28	1434	2	1,795	25.31	\$33,315
3X3DF15X30SP-XXX-CAM	450	100	50	30	1590	2	1,983	28.13	\$36,900
3X3DF18X18SP-XXX-CAM	324	72	36	24	1152	1	1,418	20.25	\$26,820
3X3DF18X21SP-XXX-CAM	378	84	42	26	1338	2	1,680	23.63	\$31,080
3X3DF18X24SP-XXX-CAM	432	96	48	28	1524	2	1,904	27.00	\$35,340
3X3DF18X27SP-XXX-CAM	486	108	54	30	1710	2	2,129	30.38	\$39,600
3X3DF18X30SP-XXX-CAM	540	120	60	32	1896	2	2,353	33.75	\$43,860
3X3DF21X21SP-XXX-CAM	441	98	49	28	1554	2	1,941	27.56	\$36,015
3X3DF21X24SP-XXX-CAM	504	112	56	30	1770	2	2,201	31.50	\$40,950
3X3DF21X27SP-XXX-CAM	567	126	63	32	1986	2	2,444	35.44	\$45,885
3X3DF21X30SP-XXX-CAM	630	140	70	34	2202	2	2,723	39.38	\$50,820
3X3DF21X33SP-XXX-CAM	693	154	77	36	2418	2	2,983	43.31	\$55,755
3X3DF24X24SP-XXX-CAM	576	128	64	32	2016	2	2,498	36.00	\$46,560
3X3DF24X27SP-XXX-CAM	648	144	72	34	2262	2	2,795	40.50	\$52,170
3X3DF24X30SP-XXX-CAM	720	160	80	36	2508	2	3,092	45.00	\$57,780
3X3DF24X33SP-XXX-CAM	792	176	88	38	2754	3	3,427	49.50	\$63,390
3X3DF27X27SP-XXX-CAM	729	162	81	36	2538	3	3,167	45.56	\$58,455
3X3DF27X30SP-XXX-CAM	810	180	90	38	2814	3	3,500	50.63	\$64,740
3X3DF27X33SP-XXX-CAM	891	198	99	40	3090	3	3,834	55.69	\$71,025
3X3DF27X36SP-XXX-CAM	972	216	108	42	3366	3	4,167	60.75	\$77,310
3X3DF30X30SP-XXX-CAM	900	200	100	40	3120	3	3,870	56.25	\$71,700
3X3DF30X33SP-XXX-CAM	990	220	110	42	3426	3	4,240	61.88	\$78,660
3X3DF30X36SP-XXX-CAM	1080	240	120	44	3732	3	4,610	67.50	\$85,620
3X3DF33X33SP-XXX-CAM	1089	242	121	44	3762	4	4,684	68.06	\$86,295
3X3DF33X36SP-XXX-CAM	1188	264	132	46	4098	4	5,090	74.25	\$93,930
3X3DF36X36SP-XXX-CAM	1296	288	144	48	4464	4	5,533	81.00	\$102,240
3X3DF42X42SP-XXX-CAM	1764	392	196	56	6048	5	7,487	110.25	\$138,180
3X3DF42X45SP-XXX-CAM	1890	420	210	58	6474	6	8,040	118.13	\$147,840
3X3DF45X45SP-XXX-CAM	2025	450	225	60	6930	6	8,592	126.56	\$158,175

3' x 3' EventXpress™ Seamless Portable Dance Floor (Seamless Black & White)

FEATURES

- Solid plywood core suitable for indoor & outdoor use
- Full panel sheet of premium vinyl
- All Black floor, all White floor and Black & White combination floor are options
- Secure Cam-Lock fastening
- Silver Trim (11 degree)
- Polyurethane coated back
- Optional Soft Corners for edge protection
- Fill in XXX with color option code

Seamless Black & White Color Options:



PARTS

3'x3' Seamless Black or White Panel	\$675
Extra Trim Piece	\$105
T-handle Hex Key	\$30
T-Handle Extended Hex Key	\$60
Cam-Lock	\$60

ACCESSORIES

Soft Corners (flexible urethane)	\$225
Storage Bag (holds 8 pieces of trim)	\$225

*See page 76-77 for more Dance Floor Parts & Accessories

MODEL NUMBER	SQ. FT	CAP	PANELS	TRIM	WGHT WHT (LBS)	WGHT BLK (LBS)	PALLET QTY	PALLETTED WGT (LBS)	VOLUME (FT3 TOTAL)	LIST PRICE
3X3DF6X9SP-XXX-CAM	54	12	6	10	234	210	1	285	3.38	\$5,100
3X3DF9X9SP-XXX-CAM	81	18	9	12	342	306	1	400	5.06	\$7,335
3X3DF9X12SP-XXX-CAM	108	24	12	14	450	402	1	515	6.75	\$9,570
3X3DF9X15SP-XXX-CAM	135	30	15	16	558	498	1	630	8.44	\$11,805
3X3DF9X18SP-XXX-CAM	162	36	18	18	666	594	1	745	10.13	\$14,040
3X3DF12X12SP-XXX-CAM	144	32	16	16	592	528	1	667	9.00	\$12,480
3X3DF12X15SP-XXX-CAM	180	40	20	18	734	654	1	818	11.25	\$15,390
3X3DF12X18SP-XXX-CAM	216	48	24	20	876	780	1	970	13.50	\$18,300
3X3DF12X21SP-XXX-CAM	252	56	28	22	1018	906	1	1,121	15.75	\$21,210
3X3DF12X24SP-XXX-CAM	288	64	32	24	1160	1032	1	1,272	18.00	\$24,120
3X3DF15X15SP-XXX-CAM	225	50	25	20	910	810	1	1,006	14.06	\$18,975
3X3DF15X18SP-XXX-CAM	270	60	30	22	1086	966	1	1,194	16.88	\$22,560
3X3DF15X21SP-XXX-CAM	315	70	35	24	1262	1122	1	1,382	19.69	\$26,145
3X3DF15X24SP-XXX-CAM	360	80	40	26	1438	1278	1	1,569	22.50	\$29,730
3X3DF15X27SP-XXX-CAM	405	90	45	28	1614	1434	2	1,795	25.31	\$33,315
3X3DF15X30SP-XXX-CAM	450	100	50	30	1790	1590	2	1,983	28.13	\$36,900
3X3DF18X18SP-XXX-CAM	324	72	36	24	1296	1152	1	1,418	20.25	\$26,820
3X3DF18X21SP-XXX-CAM	378	84	42	26	1506	1338	2	1,680	23.63	\$31,080
3X3DF18X24SP-XXX-CAM	432	96	48	28	1716	1524	2	1,904	27.00	\$35,340
3X3DF18X27SP-XXX-CAM	486	108	54	30	1926	1710	2	2,129	30.38	\$39,600
3X3DF18X30SP-XXX-CAM	540	120	60	32	2136	1896	2	2,353	33.75	\$43,860
3X3DF21X21SP-XXX-CAM	441	98	49	28	1750	1554	2	1,941	27.56	\$36,015
3X3DF21X24SP-XXX-CAM	504	112	56	30	1994	1770	2	2,201	31.50	\$40,950
3X3DF21X27SP-XXX-CAM	567	126	63	32	2238	1986	2	2,444	35.44	\$45,885
3X3DF21X30SP-XXX-CAM	630	140	70	34	2482	2202	2	2,723	39.38	\$50,820
3X3DF21X33SP-XXX-CAM	693	154	77	36	2726	2418	2	2,983	43.31	\$55,755
3X3DF24X24SP-XXX-CAM	576	128	64	32	2272	2016	2	2,498	36.00	\$46,560
3X3DF24X27SP-XXX-CAM	648	144	72	34	2550	2262	2	2,795	40.50	\$52,170
3X3DF24X30SP-XXX-CAM	720	160	80	36	2828	2508	2	3,092	45.00	\$57,780
3X3DF24X33SP-XXX-CAM	792	176	88	38	3106	2754	3	3,427	49.50	\$63,390
3X3DF27X27SP-XXX-CAM	729	162	81	36	2862	2538	3	3,167	45.56	\$58,455
3X3DF27X30SP-XXX-CAM	810	180	90	38	3174	2814	3	3,500	50.63	\$64,740
3X3DF27X33SP-XXX-CAM	891	198	99	40	3486	3090	3	3,834	55.69	\$71,025
3X3DF27X36SP-XXX-CAM	972	216	108	42	3798	3366	3	4,167	60.75	\$77,310
3X3DF30X30SP-XXX-CAM	900	200	100	40	3520	3120	3	3,870	56.25	\$71,700
3X3DF30X33SP-XXX-CAM	990	220	110	42	3866	3426	3	4,240	61.88	\$78,660
3X3DF30X36SP-XXX-CAM	1080	240	120	44	4212	3732	3	4,610	67.50	\$85,620
3X3DF33X33SP-XXX-CAM	1089	242	121	44	4246	3762	4	4,684	68.06	\$86,295
3X3DF33X36SP-XXX-CAM	1188	264	132	46	4626	4098	4	5,090	74.25	\$93,930
3X3DF36X36SP-XXX-CAM	1296	288	144	48	5040	4464	4	5,533	81.00	\$102,240
3X3DF42X42SP-XXX-CAM	1764	392	196	56	6832	6048	5	7,487	110.25	\$138,180
3X3DF42X45SP-XXX-CAM	1890	420	210	58	7314	6474	6	8,040	118.13	\$147,840
3X3DF45X45SP-XXX-CAM	2025	450	225	60	7830	6930	6	8,592	126.56	\$158,175

3' x 4' EventXpress™ Seamless Portable Dance Floor (Seamless Wood Grains)

FEATURES

- Solid plywood core suitable for indoor & outdoor use
- Full panel sheet of premium vinyl
- Secure Cam-Lock fastening
- Silver Trim (11 degree)
- Polyurethane coated back
- Optional Soft Corners for edge protection
- Fill in XXX with color option code

Seamless Wood Grain Color Options:



PARTS

3'x4' Seamless Wood Grain Panel	\$725
Extra Trim Piece	\$105
T-handle Hex Key	\$30
T-Handle Extended Hex Key	\$60
Cam-Lock	\$60
Soft Corners (flexible urethane)	\$225
Storage Bag (holds 8 pieces of trim)	\$225

ACCESSORIES

*See page 76-77 for more Dance Floor Parts & Accessories

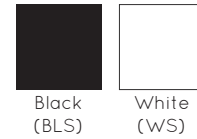
MODEL NUMBER	SQ. FT	CAPACITY	PANELS	TRIM	WEIGHT (LBS)	PALLET QTY	PALLETED WGT (LBS)	VOLUME (FT3 TOTAL)	LIST PRICE
3X4DF 6X8 SP-XXX-CAM	48	11	4	8	213	1	251	3	\$3,740
3X4DF 9X12 SP-XXX-CAM	108	24	9	12	460	1	498	6.75	\$7,785
3X4DF 9X16 SP-XXX-CAM	144	32	12	14	606	1	644	9	\$10,170
3X4DF 9X20 SP-XXX-CAM	180	40	15	16	753	1	791	11.25	\$12,555
3X4DF 12X12 SP-XXX-CAM	144	32	12	14	606	1	644	9	\$10,170
3X4DF 12X16 SP-XXX-CAM	192	43	16	16	799	1	837	12	\$13,280
3X4DF 15X12 SP-XXX-CAM	180	40	15	16	753	1	791	11.25	\$12,555
3X4DF 15X16 SP-XXX-CAM	240	53	20	18	992	1	1030	15	\$16,390
3X4DF 15X20 SP-XXX-CAM	300	67	25	20	1232	1	1270	18.75	\$20,225
3X4DF 15X24 SP-XXX-CAM	360	80	30	22	1472	1	1510	22.5	\$24,060
3X4DF 18X16 SP-XXX-CAM	288	64	24	20	1185	1	1223	18	\$19,500
3X4DF 18X20 SP-XXX-CAM	360	80	30	22	1472	1	1510	22.5	\$24,060
3X4DF 18X24 SP-XXX-CAM	432	96	36	24	1758	1	1796	27	\$28,620
3X4DF 18X28 SP-XXX-CAM	504	112	42	26	2044	2	2120	31.5	\$33,180
3X4DF 18X32 SP-XXX-CAM	576	128	48	28	2331	2	2407	36	\$37,740
3X4DF 21X20 SP-XXX-CAM	420	93	35	24	1711	1	1749	26.25	\$27,895
3X4DF 21X24 SP-XXX-CAM	504	112	42	26	2044	2	2120	31.5	\$33,180
3X4DF 21X28 SP-XXX-CAM	588	131	49	28	2377	2	2453	36.75	\$38,465
3X4DF 24X20 SP-XXX-CAM	480	107	40	26	1951	1	1989	30	\$31,730
3X4DF 24X24 SP-XXX-CAM	576	128	48	28	2331	2	2407	36	\$37,740
3X4DF 24X28 SP-XXX-CAM	672	149	56	30	2710	2	2786	42	\$43,750
3X4DF 24X32 SP-XXX-CAM	768	171	64	32	3090	2	3166	48	\$49,760
3X4DF 27X28 SP-XXX-CAM	756	168	63	32	3043	2	3119	47.25	\$49,035
3X4DF 27X32 SP-XXX-CAM	864	192	72	34	3469	2	3545	54	\$55,770
3X4DF 30X28 SP-XXX-CAM	840	187	70	34	3376	2	3452	52.5	\$54,320
3X4DF 30X32 SP-XXX-CAM	960	213	80	36	3849	2	3925	60	\$61,780
3X4DF 30X36 SP-XXX-CAM	1080	240	90	38	4321	3	4435	67.5	\$69,240
3X4DF 33X32 SP-XXX-CAM	1056	235	88	38	4228	3	4342	66	\$67,790
3X4DF 33X36 SP-XXX-CAM	1188	264	99	40	4747	3	4861	74.25	\$75,975
3X4DF 36X36 SP-XXX-CAM	1296	288	108	42	5174	3	5288	81	\$82,710
3X4DF 36X40 SP-XXX-CAM	1440	320	120	44	5739	3	5853	90	\$91,620
3X4DF 36X44 SP-XXX-CAM	1584	352	132	46	6305	4	6457	99	\$100,530
3X4DF 36X48 SP-XXX-CAM	1728	384	144	48	6871	4	7023	108	\$109,440
3X4DF 39X40 SP-XXX-CAM	1560	347	130	46	6212	4	6364	97.5	\$99,080
3X4DF 39X44 SP-XXX-CAM	1716	381	143	48	6825	4	6977	107.25	\$108,715
3X4DF 39X48 SP-XXX-CAM	1872	416	156	50	7437	4	7589	117	\$118,350
3X4DF 42X40 SP-XXX-CAM	1680	373	140	48	6685	4	6837	105	\$106,540
3X4DF 42X44 SP-XXX-CAM	1848	411	154	50	7344	4	7496	115.5	\$116,900
3X4DF 42X48 SP-XXX-CAM	2016	448	168	52	8003	5	8193	126	\$127,260
3X4DF 45X40 SP-XXX-CAM	1800	400	150	50	7158	4	7310	112.5	\$114,000
3X4DF 45X44 SP-XXX-CAM	1980	440	165	52	7863	5	8053	123.75	\$125,085
3X4DF 45X48 SP-XXX-CAM	2160	480	180	54	8569	5	8759	135	\$136,170
3X4DF 48X48 SP-XXX-CAM	2304	512	192	56	9135	5	9325	144	\$145,080

3' x 4' EventXpress™ Seamless Portable Dance Floor (Seamless Black & White)

FEATURES

- Solid plywood core suitable for indoor & outdoor use
- Full panel sheet of premium vinyl
- All Black floor, all White floor and Black & White combination floor are options
- Secure Cam-Lock fastening
- Silver Trim (11 degree)
- Polyurethane coated back
- Optional Soft Corners for edge protection
- Fill in XX with color option code

Seamless Black & White Color Options:



PARTS

3'x4' Seamless Black or White Panel	\$725
Extra Trim Piece	\$105
T-handle Hex Key	\$30
T-Handle Extended Hex Key	\$60
Cam-Lock	\$60

ACCESSORIES

Soft Corners (flexible urethane)	\$225
Storage Bag (holds 8 pieces of trim)	\$225

*See page 76-77 for more Dance Floor Parts & Accessories

MODEL NUMBER	SQ. FT	CAPACITY	PANELS	TRIM	WEIGHT (LBS)	PALLET QTY	PALLETED WGT (LBS)	VOLUME (FT3 TOTAL)	LIST PRICE
3X4DF6X8SP-XX-CAM	48	11	4	8	213	1	251	3	\$3,740
3X4DF9X12SP-XX-CAM	108	24	9	12	460	1	498	6.75	\$7,785
3X4DF9X16SP-XX-CAM	144	32	12	14	606	1	644	9	\$10,170
3X4DF9X20SP-XX-CAM	180	40	15	16	753	1	791	11.25	\$12,555
3X4DF12X12SP-XX-CAM	144	32	12	14	606	1	644	9	\$10,170
3X4DF12X16SP-XX-CAM	192	43	16	16	799	1	837	12	\$13,280
3X4DF15X12SP-XX-CAM	180	40	15	16	753	1	791	11.25	\$12,555
3X4DF15X16SP-XX-CAM	240	53	20	18	992	1	1030	15	\$16,390
3X4DF15X20SP-XX-CAM	300	67	25	20	1232	1	1270	18.75	\$20,225
3X4DF15X24SP-XX-CAM	360	80	30	22	1472	1	1510	22.5	\$24,060
3X4DF18X16SP-XX-CAM	288	64	24	20	1185	1	1223	18	\$19,500
3X4DF18X20SP-XX-CAM	360	80	30	22	1472	1	1510	22.5	\$24,060
3X4DF18X24SP-XX-CAM	432	96	36	24	1758	1	1796	27	\$28,620
3X4DF18X28SP-XX-CAM	504	112	42	26	2044	2	2120	31.5	\$33,180
3X4DF18X32SP-XX-CAM	576	128	48	28	2331	2	2407	36	\$37,740
3X4DF21X20SP-XX-CAM	420	93	35	24	1711	1	1749	26.25	\$27,895
3X4DF21X24SP-XX-CAM	504	112	42	26	2044	2	2120	31.5	\$33,180
3X4DF21X28SP-XX-CAM	588	131	49	28	2377	2	2453	36.75	\$38,465
3X4DF24X20SP-XX-CAM	480	107	40	26	1951	1	1989	30	\$31,730
3X4DF24X24SP-XX-CAM	576	128	48	28	2331	2	2407	36	\$37,740
3X4DF24X28SP-XX-CAM	672	149	56	30	2710	2	2786	42	\$43,750
3X4DF24X32SP-XX-CAM	768	171	64	32	3090	2	3166	48	\$49,760
3X4DF27X28SP-XX-CAM	756	168	63	32	3043	2	3119	47.25	\$49,035
3X4DF27X32SP-XX-CAM	864	192	72	34	3469	2	3545	54	\$55,770
3X4DF30X28SP-XX-CAM	840	187	70	34	3376	2	3452	52.5	\$54,320
3X4DF30X32SP-XX-CAM	960	213	80	36	3849	2	3925	60	\$61,780
3X4DF30X36SP-XX-CAM	1080	240	90	38	4321	3	4435	67.5	\$69,240
3X4DF33X32SP-XX-CAM	1056	235	88	38	4228	3	4342	66	\$67,790
3X4DF33X36SP-XX-CAM	1188	264	99	40	4747	3	4861	74.25	\$75,975
3X4DF36X36SP-XX-CAM	1296	288	108	42	5174	3	5288	81	\$82,710
3X4DF36X40SP-XX-CAM	1440	320	120	44	5739	3	5853	90	\$91,620
3X4DF36X44SP-XX-CAM	1584	352	132	46	6305	4	6457	99	\$100,530
3X4DF36X48SP-XX-CAM	1728	384	144	48	6871	4	7023	108	\$109,440
3X4DF39X40SP-XX-CAM	1560	347	130	46	6212	4	6364	97.5	\$99,080
3X4DF39X44SP-XX-CAM	1716	381	143	48	6825	4	6977	107.25	\$108,715
3X4DF39X48SP-XX-CAM	1872	416	156	50	7437	4	7589	117	\$118,350
3X4DF42X40SP-XX-CAM	1680	373	140	48	6685	4	6837	105	\$106,540
3X4DF42X44SP-XX-CAM	1848	411	154	50	7344	4	7496	115.5	\$116,900
3X4DF42X48SP-XX-CAM	2016	448	168	52	8003	5	8193	126	\$127,260
3X4DF45X40SP-XX-CAM	1800	400	150	50	7158	4	7310	112.5	\$114,000
3X4DF45X44SP-XX-CAM	1980	440	165	52	7863	5	8053	123.75	\$125,085
3X4DF45X48SP-XX-CAM	2160	480	180	54	8569	5	8759	135	\$136,170
3X4DF48X48SP-XX-CAM	2304	512	192	56	9135	5	9325	144	\$145,080


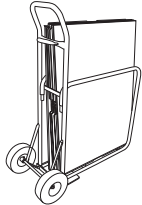
Portable Dance Floor Transport Systems

FEATURES

- Heavy duty angle or tubular steel frame
- Bolt fastened premium casters
- Black powder coat metal finish
- Packed 1 cart per carton

CASTER OPTION

Choose from standard caster or optional casters (additional charges apply).

PRODUCT IMAGE	MODEL NUMBER	SIZE (W" x L" x H")	WEIGHT (LBS)	STANDARD CASTER	CASTER OPTIONS	MAX ITEM DIM	TO TRANSPORT	CAP	LIST PRICE
	HD-DFC-PS	33.75 x 54 x 42	73	5"	6"	3'x4'	EventXpress™ Dance Floor panels and trim	Holds up to 24 panels plus 24 trim pieces (3'x3' or 3'x4')	\$900
	HD-BDF	14W x 56H	39	10" Solid Urethane	N/A	4'x4'	EventXpress™ OR EventXpress™ Seamless Dance Floor panels	Five (5) panels up to 40 lbs each Holds 3'x3', 3'x4', 4'x4' dance floor panels	\$1,100

Portable Dance Floor Parts & Accessories

PANELS	SIZE	COLOR	QTY	MODEL NUMBER	LIST PRICE
3'x3' EventXpress™ Dance Floor Panel	3'x3'	Wood Grain Vinyl	1	3DFPANEL-WGV-CAM	\$610
	3'x3'	Black	1	3DFPANEL-BB-CAM	\$610
	3'x3'	White	1	3DFPANEL-WW-CAM	\$610
	3'x3'	Black & White Checkerboard	1	3DFPANEL-BW-CAM	\$610
	3'x3'	Natural Oak Parquet (light)	1	3DFPANEL-WOPK-CAM	\$755
	3'x3'	Windsor Oak Parquet (dark)	1	3DFPANEL-WOCH-CAM	\$755
3'x4' EventXpress™ Dance Floor Panel	3'x4'	Wood Grain Vinyl	1	4DFPANEL-WGV-CAM	\$680
	3'x4'	Black	1	4DFPANEL-BB-CAM	\$680
	3'x4'	White	1	4DFPANEL-WW-CAM	\$680
	3'x4'	Black & White Checkerboard	1	4DFPANEL-BW-CAM	\$680
	3'x4'	Natural Oak Parquet (light)	1	4DFPANEL-WOPK-CAM	\$835
	3'x4'	Windsor Oak Parquet (dark)	1	4DFPANEL-WOCH-CAM	\$835
3'x3' EventXpress™ Seamless Dance Floor Panel	3'x3'	American Plank	1	3DFPANEL-AMP-CAM	\$675
	3'x3'	Dark Walnut	1	3DFPANEL-DWT-CAM	\$675
	3'x3'	Light Maple	1	3DFPANEL-LMP-CAM	\$675
	3'x3'	Warm Cherry	1	3DFPANEL-WAC-CAM	\$675
	3'x3'	Washed Beech	1	3DFPANEL-WBC-CAM	\$675
	3'x3'	Tropical Beech	1	3DFPANEL-TBC-CAM	\$675
	3'x3'	White Birch	1	3DFPANEL-WHB-CAM	\$675
	3'x3'	Red Oak	1	3DFPANEL-REO-CAM	\$675
	3'x3'	Black	1	3DFPANEL-BLS-CAM	\$675
	3'x3'	White	1	3DFPANEL-WS-CAM	\$675
3'x4' EventXpress™ Seamless Dance Floor Panel	3'x4'	American Plank	1	4DFPANEL-AMP-CAM	\$725
	3'x4'	Dark Walnut	1	4DFPANEL-DWT-CAM	\$725
	3'x4'	Light Maple	1	4DFPANEL-LMP-CAM	\$725
	3'x4'	Warm Cherry	1	4DFPANEL-WAC-CAM	\$725
	3'x4'	Washed Beech	1	4DFPANEL-WBC-CAM	\$725
	3'x4'	Tropical Beech	1	4DFPANEL-TBC-CAM	\$725
	3'x4'	White Birch	1	4DFPANEL-WHB-CAM	\$725
	3'x4'	Red Oak	1	4DFPANEL-REO-CAM	\$725
	3'x4'	Black	1	4DFPANEL-BS-CAM	\$725
	3'x4'	White	1	4DFPANELWS-CAM	\$725

NOTE: EventXpress™ Seamless individual panels are only all black or all white - not checkerboard like the EventXpress™ tile panels. A combination of both all black & all white panels can be purchased together to make a "checkerboard" floor with seamless panels. Call customer service for questions when ordering.

Portable Dance Floor Parts & Accessories

EXTRA PARTS	SIZE USED FOR	COLOR	QTY	MODEL NUMBER	LIST PRICE
Center Piece Trim - male*	3' Side of Panel	Silver	1	3DFMCE11-CM	\$105
Center Piece Trim - female *	3' Side of Panel	Silver	1	3DFFCE11-CM	\$105
Corner Kit Trim	3' Side of Panel	Silver	1	3DFK-11-CAM	\$105
Center Piece Trim - male**	4' Side of Panel	Silver	1	4DFMCE11-CM	\$105
Center Piece Trim - female**	4' Side of Panel	Silver	1	4DFFCE11-CM	\$105
Corner Kit Trim	4' Side of Panel	Silver	1	4DFK-11-CAM	\$105
Black Soft Corners (set of 4)	3'x3' or 3'x4' Panel	Black	4	DF-3K-SCBL	\$225
Gray Soft Corners (set of 4)	3'x3' or 3'x4' Panel	Gray	4	DF-3K-SCSMG	\$225
Storage Bag (holds 8 pieces of trim)	3'x3' or 3'x4' Panel	-	1	DFR-TRIMBAG	\$225
T-handle Hex Key	3'x3' or 3'x4' Panel	-	1	DFR-HEXKEY	\$30
T-Handle Extended Hex Key	3'x3' or 3'x4' Panel	-	1	DFR-THANDLE	\$60
Cam-Lock	3'x3' or 3'x4' Panel	-	1	DFR-12502S1750	\$60

* Dimensions: 36"L x 4.25"W x .5"H

** Dimensions: 48"L x 4.25"W x .5"H

OTHER PRODUCTS



Other Portable Furniture Products

FLEX-STOOL

- 3-piece knock-down design
- Same base and column as our standard PS Furniture reception table
- Padded Black Vinyl Seat, Polished Chrome Column and Aluminium Base is standard
- See pages 41-42 for more fabric options (prices below may vary)

PORTABLE BEVERAGE SERVICE

- Fast & easy set up without the use of tools
- High-pressure laminate surface (see pages 5-6 for standard laminate options)
- Durable plywood panels with Vinyl Edging
- Generous amount of storage space
- Folds neatly for convenient storage

PORTABLE LECTERN

- Also works as a hostess station
- High-pressure laminate surface (see pages 5-6 for standard laminate options)

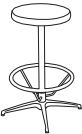
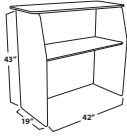
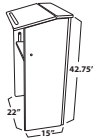
STYLE	MODEL NUMBER	DESCRIPTION	SIZE (W" x L" x H")	WEIGHT (LBS)	LIST PRICE
FLEX-STOOL 	STL-12DI	12" Flex-Stool	12 x 12 x 30	14	\$200
	STL-16DI	16" Flex-Stool	16 x 16 x 30	15	\$210
	STL-12DI-SEATBL	12" Flex-Stool Seat	12W x 12L	4	\$65
	STL-16DI-SEATBL	16" Flex-Stool Seat	16W x 16L	5	\$75
	STL-FOOTRING-CH	Chrome-plated Foot-Ring (one size fits all)		4	\$75
Portable Beverage Service 	PFB-4	4' Portable Beverage Service	19.5 x 43.5 x 43	70	\$1,080
	PFB-6	6' Portable Beverage Service	19.5 x 71.5 x 43	95	\$1,330
	PFB-4FT-BAG	Vinyl Bag for 4' Portable Beverage Service			\$150
	PFB-6FT-BAG	Vinyl Bag for 6' Portable Beverage Service			\$190
Portable Lectern 	PFL	Portable Lectern	15 x 22 x 42.75	66	\$830

Table & Chair Replacement Parts

FEATURES

- Gravity-Lock Table Legs: Includes the legs for one table, plus hardware & end caps.
- Reception/Cocktail Table Parts: Includes items for our pedestal style tables.

ORDER QUANTITY

- Varies by item; please see below and contact us if you have any questions (1.800.762.0415).

STYLE	MODEL NUMBER	DESCRIPTION	SIZE (W" x D" x H")	WEIGHT (LBS)	LIST PRICE
Gravity-Lock Table Legs	335-060	30" Wide Plywood Table/"Wishbone" - Gravity Lock	1 x 30 x 29.25	12.12	\$83
	335-104	30" Wide Plywood Table Adjustable (23"-35")	1 x 24 x 22.25	14.64	\$150
	335-111	30" Wide Plywood Children's Adjustable (21.5"-33.5")	1 x 24 x 20.75	14.68	\$138
	335-109	3/4' dia. Round Plywood Table/"Wishbone" - Gravity Lock	1 x 30 x 29.25	12.96	\$90
	335-069	5' dia. Round Plywood Table/"Wishbone" - Gravity Lock	1 x 30 x 29.25	15.64	\$150
	335-110-BM	5' dia. Round Plywood Table (Non-Sequential)	n/a		\$150
	335-070	6' dia. Round Plywood Table/"Wishbone" - Gravity Lock	1 x 36 x 29.25	16.42	\$125
	335-071	18" Wide Plywood Table/"H" Type - Gravity Lock	1 x 13 x 29.25	11.76	\$80
	335-006	24" Wide Plywood Table/"Narrow Wishbone" - Gravity Lock	1 x 18 x 29.25	11.00	\$80
	335	T-Leg (varies - specify table model number)			\$150
335	ArchedT-Leg (varies - specify table model number)			\$150	
Reception/Cocktail Table Parts	225-289	Adjustable Height Chrome-Plated Pedestal Column	1.75 dia x 27.25	3.94	\$113
	225-282	17.25" Chrome-Plated Column (20" high table)	1.75 dia x 17.25	1.58	\$38
	225-272	27.25" Chrome-Plated Column (30" high table)	1.75 dia x 27.25	2.40	\$44
	225-273	39.125" Chrome-Plated Column (42" high table)	1.75 dia x 39.125	3.42	\$63
	225-272-BL	27.25" Black Column (30" high table)	1.75 dia x 27.25	2.40	\$56
	225-273-BL	39.125" Black Column (42" high table)	1.75 dia x 39.125	3.42	\$75
	225-282-IC-C	17.25" Chrome-Plated IC Column (20" high table)	1.75 dia x 17.25	n/a	\$53
	225-272-IC-C	27.25" Chrome-Plated IC Column (30" high table)	1.75 dia x 27.25	n/a	\$59
	225-273-IC-C	39.125" Chrome-Plated IC Column (42" high table)	1.75 dia x 39.125	n/a	\$78
	225-272-IC-B	27.25" Black IC Column (30" high table)	1.75 dia x 27.25	n/a	\$71
	225-273-IC-B	39.125" Black IC Column (42" high table)	1.75 dia x 39.125	n/a	\$90
	225-275	24" Dia. Brushed Silver X-Base (24" & 30" dia.)	19.8 x 19.8 x 3.625	2.24	\$75
	225-276	28" Dia. Brushed Silver X-Base (36" dia.)	17.7 x 17.7 x 3.625	3.46	\$88
	225-275-BL	24" Dia. Black X-Base (24" & 30" dia.)	19.8 x 19.8 x 3.625	2.24	\$88
	225-276-BL	28" Dia. Black X-Base (36" dia.)	17.7 x 17.7 x 3.625	3.46	\$100
	225-293-PD-57	20" Trumpet Base - Black (24" & 30" dia)	20 x 20 x 4.75	4.8	\$90
	225-293-PD-56	20" Trumpet Base - Polished Chrome (24" & 30" dia)	20 x 20 x 4.75	4.8	\$110
	225-293-PD-59	23" Trumpet Base - Black (36" dia.)	23 x 23 x 4.75	7.8	\$90
	225-293-PD-58	23" Trumpet Base - Polished Chrome (36" dia.)	23 x 23 x 4.75	7.8	\$110
	225-293-PD-57-W	20" Weighted Trumpet Base - Black (24" & 30" dia)	20 x 20 x 4.75	27	\$200
	225-293-PD-56-W	20" Weighted Trumpet Base - Polished Chrome (24" & 30" dia)	20 x 20 x 4.75	27	\$210
	225-293-PD-59-W	23" Weighted Trumpet Base - Black (36" dia.)	23 x 23 x 4.75	30	\$215
	225-293-PD-58-W	23" Weighted Trumpet Base - Polished Chrome (36" dia.)	23 x 23 x 4.75	30	\$235
	225-271	Aluminum K-Plate (coupling under table for column)	2.5 x 8 x 8	0.30	\$25
	225-274	Replacement feet - black plastic glides (50/bag)	1.5 x 6 x 6	0.36	\$100
	225-290	Replacement feet - steel glides (50/bag)	1.5 x 6 x 6	1.28	\$100

Table & Chair Replacement Parts

FEATURES

- Table Tops: Includes top of table only, with Aluminum Edge (no runners or legs)
- Table Runners: For 200 Series Plywood Tables
- Misc Table Parts: Roll pins, end caps, bolts, feet, casters
- Misc Chair Parts: Seat pads, feet, ganging clips

ORDER QUANTITY

- Varies by item; please see below and contact us if you have any questions (1.800.762.0415).

STYLE	MODEL NUMBER	DESCRIPTION	SIZE (W" x D" x H")	WEIGHT (LBS)	LIST PRICE
Table Tops	THO3096	8' x 30"	30 x 96 x 0.625	24.00	\$225
	THO3072	6' x 30"	30 x 72 x 0.625	18.00	\$213
	HOTRD24DI	24" dia. Round	24 dia x 0.625	4.80	\$113
	HOTRD30DI	30" dia. Round	30 dia x 0.625	7.50	\$125
	HOTRD36DI	36" dia. Round	36 dia x 0.625	10.80	\$150
	HOTRD48DI	48" dia. Round	48 dia x 0.625	19.20	\$163
	HOTRD60DI	60" dia. Round	60 dia x 0.625	42.00	\$250
	HOTRD72DI	72" dia. Round	72 dia x 0.75	64.80	\$363
Table Runners (200 Series)	340-300	8 ft. Banquet	0.9375 x 1.625 x 93	7.40	\$25
	340-305	6 ft. Banquet	0.9375 x 1.625 x 72	5.44	\$23
	340-330	3 ft. dia. Round	0.9375 x 2.5 x 13	1.28	\$15
	340-320	4 ft. dia. Round	0.9375 x 2.5 x 35	3.76	\$18
	340-315	5 ft. dia. Round	0.9375 x 2.5 x 46	4.80	\$25
	340-310	6 ft. dia. Round	0.9375 x 2.5 x 54	5.68	\$30
Misc Table Parts	225-130	Roll pins (100/box)			\$38
	225-090	Table leg end caps (100/box)			\$75
	225-100	Runner bolts (100/box)	2-3/16"		\$75
	225-095	Leg bolts (100/box)	1-1/4"		\$75
	225-105	Round Runner bolts (100/box)	3-3/6"		\$75
	225-120	Nuts for Table Bolts (100/box)			\$14
	335-SQFEET	Premiere Series Leg Feet (50/box)			\$32
3LC-CASTERS	Swivel Casters (Rollers)	3" Locking		\$30	
Misc Chair Parts	C450-SNAPWH	Classic Event WHITE Seat Pad (10/box)	14 x 13 x 1		\$200
	C450-SNAPBL	Classic Event BLACK Seat Pad (10/box)	14 x 13 x 1		\$200
	BQT-STEELGLIDE-2	Banquet Chair Feet Stainless Steel (50/bag)			\$125
	A6-CAPS	A6 Chair Feet (100/bag)			\$68
	C600-BACK	C600 Chair Backs (10/bag)			\$98
	C600-CAPS	C600 Chair Feet (100/bag)			\$63
	C600-CLIP	C600 Ganging Clip (50/bag)			\$111
	C650-CLIP	C650 Ganging Clip (50/bag)			\$106
	C700-PAD	C700 Seat Pad (10/box)			\$200
	C700-CAPS	C700 Chair Feet (48/bag)			\$50
	PC-P-BL-BK	PC500 Perforated Chair Back (box of 8)			\$100
	PC-PAD-SEAT-V39820	PC501 Padded Seat (box of 8)			\$200
	PC-FT-T	PC500/501 Replacement Translucent Feet (box of 100)			\$155
	PC-SPACER-SHORT	PC501 Replacement Short Spacer (box of 100)			\$55
	PC-SPACER-LONG	PC501 Replacement Long Spacer (box of 100)			\$80

SMALL ORDER FEE: A \$50 small order fee will be applied to orders under \$750 (net). Orders including Parts & Accessories only are exempt from this fee.

RETURNS: All merchandise requested to be returned to the originating manufacturer must first be approved and issued a Return Goods Authorization (RGA) number. Please contact the customer service department for an authorized return goods number. All returned goods must be packed in original cartoning, unused, and in sellable condition. Only product shipped from the originating manufacturer from within the last 30 days may be returned. All product must be returned within 30 days of return authorization date or RGA will be cancelled.

CUSTOM PRODUCT: Custom product is not returnable to PS Furniture. Custom products consist of those containing items not within our standard offering. If you have any questions on the nature of your product or order, please contact PS Customer Service at 1.800.762.0415.

WARRANTY: PS Furniture warrants that its products shall be free from defects in original material and workmanship for a specific period of time (see table below) from the original ship date. This warranty shall not apply to normal wear and tear or in the event products are damaged as a result of misuse, abuse, vandalism, neglect, accident, improper application and modification or repair by persons not authorized by PS Furniture. The warranty will not apply to product components (i.e. fabric, electrical, etc.) if the number of years exceeds that in which our suppliers offer for warranty. PS Furniture reserves the right, at its' discretion, to repair or replace any defects. Any repair or replacement must be approved in advance by PS Furniture before any action is taken. Regardless of when notified, changes or cancellation are not binding upon PS Furniture until PS Furniture issues a written acknowledgement of the change or cancellation. Under no circumstances will changes or cancellations be accepted on any custom fabric, special order or custom product orders. There are no implied warranties of fitness or merchantability, and there are no other express warranties beyond the warranties expressed here.

TABLES	
REVOLUTION™	12 years
LAMINATE / ABS / POLYLITE®	10 years
PLYWOOD / RESILIENT®	5 years
PERFORMANCE LAMINATE	1 year
CHAIRS	
SPACE / SHELL / STEP / FLEX	10 years
PREMIERCOMFORT® SLED STACKING (PC500/PC501)	10 years
EVENTXPRESS™ (C600/C650/C700/C750)	5 years
PREMIERCOMFORT® BANQUET (Frame)	12 years
PREMIERCOMFORT® BANQUET (Fabric, Foam, Feet, Paint)	1 year
CLASSIC EVENT (C440/C450)	5 years
TRANSPORT/CARTS	
ALL TRANSPORT CARTS	10 years
DANCE FLOOR	
EVENTXPRESS™ PORTABLE DANCE FLOOR	5 years
EVENTXPRESS™ SEAMLESS PORTABLE DANCE FLOOR	5 years
DANCE FLOOR TRIM	1 year
RENTAL	
SALES FOR RENTAL USE	1 year

NOTES:



psfurniture

P 1.800.762.0415

F 1.859.266.3473

psfurniture.com