



GUEST AND STOOL

SPECIFICATIONS

- All models come standard with wall-saver legs and ship assembled.
- Soft mesh backrest with polypropylene seat or fabric, vinyl or leather seat upholstery also available. First code indicates the color choice of the soft mesh material for the backrest, the second code is for the polypropylene or upholstered seat.
- C.O.M/C.O.V available. Please refer to page 82 of the current United Chair Price Book.

GUEST CHAIRS

SAMPLE ORDER: FT32-PC-MMB-BPS-DP

FT32



Standard features		Dimensions (in)		Dimensions (mm)		Dimensions (in)		Dimensions (mm)	
Ships 2 per carton		Seat height	16 ¾-17 ¾	425-450	Overall height	33	838		
Soft mesh back		Seat width	19 ¼	488	Overall width	22 ¼	565		
Stacks 4 high		Seat depth	17 ¾	450	Overall depth	22 ¼	565		
Black injection-molded fixed arms		Back height	13 ¼	335	Width between arms	19	480		
¾", 14-16-gauge, round steel tubing		Back width	18 ½	468					
Nylon floor glides									

Model	Frame (\$)	Mesh	Polypropylene / Upholstery (\$)		Other options (\$)	
FT32	E3 Black	MMB Balance	BPS Black poly seat	350 x 2 = 700	DP Double pack	Std
		MMC Exact	Grade 1	395 x 2 = 790		
	MME Elegance	Grade 2	415 x 2 = 830			
	MMP Perfection	Grade 3	430 x 2 = 860			
	MMS Passion	Grade 4	445 x 2 = 890			
		Grade 5	460 x 2 = 920			
		Grade 6	475 x 2 = 950			
		Grade 7	690 x 2 = 1,380			
		Grade 8	485 x 2 = 970			

FT31



Standard features		Dimensions (in)		Dimensions (mm)		Dimensions (in)		Dimensions (mm)	
Ships 2 per carton		Seat height	16 ¾-17 ¾	425-450	Overall height	33	838		
Soft mesh back		Seat width	19 ¼	488	Overall width	19	484		
Stacks 4 high		Seat depth	17 ¾	450	Overall depth	22 ¼	565		
¾", 14-16-gauge, round steel tubing		Back height	13 ¼	335					
Nylon floor glides		Back width	18 ½	468					

Model	Frame (\$)	Mesh	Polypropylene / Upholstery (\$)		Other options (\$)	
FT31	E3 Black	MMB Balance	BPS Black poly seat	305 x 2 = 610	DP Double pack	Std
		MMC Exact	Grade 1	350 x 2 = 700		
	MME Elegance	Grade 2	370 x 2 = 740			
	MMP Perfection	Grade 3	385 x 2 = 770			
	MMS Passion	Grade 4	400 x 2 = 800			
		Grade 5	415 x 2 = 830			
		Grade 6	430 x 2 = 860			
		Grade 7	645 x 2 = 1,290			
		Grade 8	440 x 2 = 880			

GUEST CHAIRS WITH CASTERS

SAMPLE ORDER: FT32C-E3-MME-TN909-HDW-DP

FT32C



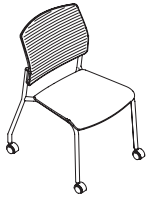
Standard features		Dimensions (in)		Dimensions (mm)		Dimensions (in)		Dimensions (mm)		
Ships 2 per carton		HDW: Hard dual wheel casters	Seat height	16 ¾-17 ¾	425-450	Overall height	33	838		
Soft mesh back			Seat width	19 ¼	488	Overall width	22 ¼	565		
Stacks 4 high			Seat depth	17 ¾	450	Overall depth	22 ¼	565		
Black injection-molded fixed arms			Back height	13 ¼	335	Width between arms	19	480		
¾", 14-16-gauge, round steel tubing			Back width	18 ½	468					
Black casters										

Model	Frame (\$)	Mesh	Polypropylene / Upholstery (\$)		Casters (\$)		Other options (\$)	
FT32C	E3 Black	MMB Balance	BPS Black poly seat	390 x 2 = 780	HDW Std	DP Double pack	Std	
		MMC Exact	Grade 1	435 x 2 = 870				SP Single pack
	MME Elegance	Grade 2	455 x 2 = 910					
	MMP Perfection	Grade 3	470 x 2 = 940					
	MMS Passion	Grade 4	485 x 2 = 970					
		Grade 5	500 x 2 = 1,000					
		Grade 6	515 x 2 = 1,030					
		Grade 7	730 x 2 = 1,460					
		Grade 8	525 x 2 = 1,050					

GUEST CHAIRS WITH CASTERS

SAMPLE ORDER: FT31C-E3-MME-TN909-HDW-DP

FT31C



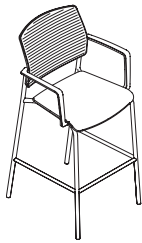
Standard features		Dimensions (in)		(mm)	Dimensions (in)		(mm)		
Ships 2 per carton		HDW: Hard dual wheel casters		Seat height	16 ¾-17 ¾	425-450	Overall height	33	838
Soft mesh back		Seat width	19 ¼	488	Overall width	19	484		
Stacks 4 high		Seat depth	17 ¾	450	Overall depth	22 ¼	565		
7/8", 14-16-gauge, round steel tubing		Back height	13 ¼	335					
Black casters		Back width	18 ½	468					

Model	Frame (\$)	Mesh	Polypropylene / Upholstery (\$)		Casters (\$)	Other options (\$)	
FT31C	E3 Black	MMB Balance	BPS Black poly seat	345 x 2 = 690	HDW Std	DP Double pack	Std
		MMC Exact	Grade 1	390 x 2 = 780		SDW ⁽¹⁾ 26 x 2 = 52	SP Single pack
	MME Elegance	Grade 2	410 x 2 = 820				
	MMP Perfection	Grade 3	425 x 2 = 850				
	MMS Passion	Grade 4	440 x 2 = 880				
		Grade 5	455 x 2 = 910				
		Grade 6	470 x 2 = 940				
		Grade 7	685 x 2 = 1,370				
		Grade 8	480 x 2 = 960				

CAFÉ HEIGHT STOOLS

SAMPLE ORDER: FT32H-PC-MMS-BPS


FT32H



Standard features		Dimensions (in)		(mm)	Dimensions (in)		(mm)
Ships 1 per carton		Seat height	28 ½-29 ½	725-750	Overall height	45	1143
Soft mesh back		Seat width	19 ¼	488	Overall width	22 ¼	565
Black injection-molded fixed arms		Seat depth	17 ¾	450	Overall depth	23	584
7/8", 14-16-gauge, round steel tubing		Back height	13 ¼	335	Width between arms	19	480
Nylon floor glides		Back width	18 ½	468			

Model	Frame (\$)	Mesh	Polypropylene / Upholstery (\$)	
FT32H	E3 Black	MMB Balance	BPS Black poly seat	430
		MMC Exact	Grade 1	475
	MME Elegance	Grade 2	495	
	MMP Perfection	Grade 3	510	
	MMS Passion	Grade 4	525	
		Grade 5	540	
		Grade 6	555	
		Grade 7	770	
		Grade 8	565	

FT31H



Standard features		Dimensions (in)		(mm)	Dimensions (in)		(mm)
Ships 1 per carton		Seat height	28 ½-29 ½	725-750	Overall height	45	1143
Soft mesh back		Seat width	19 ¼	488	Overall width	19 ¾	503
7/8", 14-16-gauge, round steel tubing		Seat depth	17 ¾	450	Overall depth	23	584
Nylon floor glides		Back height	13 ¼	335			
		Back width	18 ½	468			

Model	Frame (\$)	Mesh	Polypropylene / Upholstery (\$)	
FT31H	E3 Black	MMB Balance	BPS Black poly seat	385
		MMC Exact	Grade 1	430
	MME Elegance	Grade 2	450	
	MMP Perfection	Grade 3	465	
	MMS Passion	Grade 4	480	
		Grade 5	495	
		Grade 6	510	
		Grade 7	725	
		Grade 8	520	

(1) SDW: Soft dual-wheel casters (non-marking), black.

Please refer to the current United Chair price book to see the complete product offering and detailed information.