

January 3, 2011
Updated January 2, 2017
800-424-2432



Contents

Refer to KI Terms & Conditions document or visit ki.com.

U-Series®	General Information	2
U-Series® Lateral Files		
	Lateral Files	6
	Laminate Tops	8
	Lateral File Accessories	10
U-Series® Pedestals		
	Mobile	12
	Freestanding	14
	Worksurface Supporting	16
	Double Pedestals Worksurface Supporting	18
	Pedestal Accessories	20
U-Series® Credenzas		
	Freestanding Credenzas	30
	Laminate Tops	32
U-Series® Wardrobe Towers		
	48" High Cabinet	34
	64" High Cabinet	36
	48" High Side Access Bookcase	38
	64" High Side Access Bookcase	40
U-Series® Overheads		42
U-Series® Storage and Accessories		
	Overhead Accessories	44
U-Series® Underhead Storage		50
Index		52

U-Series®

General Information

GENERAL INFORMATION

U-Series® is an active and accessible storage collection designed to augment KI Systems offerings and provide more relevant and cost-effective workstations for applications within each of KI's vertical markets.

The U-Series® collection includes lateral files, freestanding, mobile and worksurface-supporting pedestals, double pedestals, credenzas, wardrobe tower cabinet units, wardrobe tower side-access bookcase units, overheads, and related accessories. Nominal and actual dimensions are listed with each item to the nearest 1/16 inch.

All U-Series storage models meet or exceed ANSI/BIFMA X5.9-2004 standards.

CONSTRUCTION AND STANDARD FEATURES

All U-Series® storage units are constructed of steel. Box and file drawers feature smooth riding, ball-bearing slides. Box drawers feature a three-quarter travel. File drawers feature a full extension. Units feature ADA-compliant nickel-plated loop pulls.

Glides

Freestanding pedestals feature non-adjustable glides which allow units to match the height of mobile units. Credenzas feature 1-1/2" glides with 1" adjustment range. Worksurface-supporting pedestals, double pedestals, and wardrobe towers feature 2-1/2" glides with a 1" adjustment range.

Locks

Locks are standard on all units. The lock is a high-security double-bit type. The double-bit lock offers superior security when compared to a single-bit lock. Units are standard with random keys in a range of 994 different numbers. Specific keying combinations

are available at no additional charge. This information must be included with the order. Locks can be master keyed. Please see the accessories section of this price book for order information on master keys, extractor (core-removal) keys, key blanks, cut keys, and core and key sets.

All locks have removable and interchangeable plugs. This feature provides for onsite custom keying. Units can be supplied with the lock plugs installed or shipped separately. To install or remove lock plugs a unique key is required. This key is the extractor (core removal) key and can be found in the accessories section of this price book. Contact Customer Service to order lock accessories. To order plugs for field installation, specify "lock plugs not installed" on order. Order must specify total quantity of specific key-numbered locks.

Example: 30 plugs:
3 keyed alike
10 keyed alike
17 keyed alike

Paint

All inside and outside shell and front surfaces are electrostatically powder coated. Colors are listed in the Color Addendum.

Lateral Files

Lateral files are offered with 12" drawers and receding doors, in three widths: 30", 36", and 42". Refer to pricelist for standard configurations. Uprights and top and bottom reinforcements are welded into rigid boxframe. Seamless back and top feature reinforced corners.

Optional laminate tops are available.

Pedestals

Mobile, freestanding and worksurface supporting units are offered in box/box/file and file/file drawer configurations.

Mobile units are also available in a box/file configuration. Pedestals are shipped for front-to-back letter-sized filing. Pencil tray, if desired, is specified separately. Worksurface-supporting pedestals are used to support worksurfaces in panel-wrapped applications. Cantilevers or other supports are not required at the end of a worksurface supported by a pedestal, but finishing brackets may be specified to fill the space between the back of the pedestal and a panel if desired.

A counterbalance weight is included in file/file mobile and freestanding units for stability. A counterbalance weight may be required in worksurface supporting file/file pedestals depending on the desk configuration.

Optional laminate tops are available.

Double-Wide Pedestals

Worksurface-supporting double wide pedestals are used to support worksurfaces in panel-wrapped applications. Units feature two 12" drawers with side-to-side hanging folder bars. Double wide pedestals may be specified at return conditions but not be specified in place of panel returns.

Credenzas

Each freestanding credenza features a single sliding door with lock that spans approximately half of the width of the credenza. Bottom shelf is sufficiently sized to hold binders. Top shelf is non-adjustable. Bottom of unit features adjustable glides.

Wardrobe Towers

Wardrobe towers are stand-alone storage units. Wardrobe/cabinet units feature a pedestal in file/file or box/box/file configuration, a full vertical height wardrobe with coat hook, and a storage cabinet with an adjustable shelf.

Wardrobe/side-access bookcase units feature a pedestal in file/file or box/box/file configuration, a full vertical height wardrobe with coat hook, and an open bookcase with one adjustable shelf. Pedestal aesthetic matches wardrobe pedestal.

The handedness of a wardrobe tower is determined by the location of the wardrobe unit. A right unit features the wardrobe on the right side of the unit.

Sliding Door Overhead and Underhead Storage

Overhead and underhead units each feature a single sliding door with lock. Door spans approximately half the width of the unit. Slide mechanism uses four wheeled rollers. Units are sufficiently sized to house upright standard binders.

Model Numbering System

Each character in the basic model number corresponds to a specific unit feature.

How to Build a Model Number

Example: U-Series Pedestal

ULP	24	W	BBF
ULP	Product name		U-Series Pedestal
24	Cabinet depth		24" deep
W	Pedestal type		Worksurface supporting
BBF	Drawer type		Box/box/file

Lateral File

Inside Drawer and Shelf Dimensions

	30W x 18D Cabinet			36W x 18D Cabinet			42W x 18D Cabinet		
	W	D	H	W	D	H	W	D	H
12" Lateral File Drawer	26 ³ / ₄ "	15 ⁷ / ₈ "	11 ¹ / ₂ "	32 ³ / ₄ "	15 ⁷ / ₈ "	11 ¹ / ₂ "	38 ³ / ₄ "	15 ⁷ / ₈ "	11 ¹ / ₂ "
12" Rec. Door / Roll-out Shelf	26 ³ / ₄ "	15 ⁷ / ₈ "	10 ⁹ / ₁₆ "	32 ³ / ₄ "	15 ⁷ / ₈ "	10 ⁹ / ₁₆ "	38 ³ / ₄ "	15 ⁷ / ₈ "	10 ⁹ / ₁₆ "

Lateral File

Suspended Filing Configurations

		30W Cabinet		36W Cabinet		42W Cabinet	
Letter	side-to-side	Standard		Standard		Standard	
	front-to-back	30FBA w(2)334FBK		36FBA w(2)334FBK		42FBA w(3)334FBK	
Legal	side-to-side	Standard		Standard		Standard	
				36FBA w(2)334FBK		42FBA w(2)334FBK	

Pedestal

Inside Dimensions of Drawers

	20"D PEDESTAL			24"D PEDESTAL			WARDROBE PEDESTAL		
	W	D	H	W	D	H	W	D	H
6" Box	12 ¹ / ₈ "	16 ¹ / ₄ "	5 ¹ / ₈ "	12 ¹ / ₈ "	19 ¹ / ₄ "	5 ¹ / ₈ "	12 ¹ / ₈ "	16 ¹ / ₄ "	5 ¹ / ₈ "
12" File	12 ¹ / ₈ "	16 ¹ / ₄ "	10 ⁷ / ₈ "	12 ¹ / ₈ "	19 ¹ / ₄ "	10 ⁷ / ₈ "	12 ¹ / ₈ "	16 ¹ / ₄ "	10 ⁷ / ₈ "

Pedestal Heights and Depths

	Depths	Heights Including Glides	Heights Including Casters
Freestanding	17 ⁵ / ₈ ", 21 ⁵ / ₈ "	27 ⁵ / ₈ "	
Mobile	17 ⁵ / ₈ ", 21 ⁵ / ₈ "		21 ³ / ₄ ", 27 ⁵ / ₈ "
Worksurface Supporting	17 ⁵ / ₈ ", 21 ⁵ / ₈ "	27 ⁵ / ₈ "	

U-Series®

General Information

Double-Wide Pedestal File Inside Drawer Dimensions

30" W x 22" D

	W	D	H
Double-Wide Drawer	26-1/2"	15-1/2"	11"

Credenza Inside Dimensions

36" W x 15" D

42" W x 15" D

	W	D	H	W	D	H
Long Shelf	34"	14"	6"	40"	14"	6"
Lower Storage Areas	16-1/2"	14"	15-1/4"	19-1/2"	14"	15-1/4"

Wardrobe/Towers

24" W x 22" D

	W	D	H
48" High Wardrobe Door	7-3/8"	21"	42-7/8"
64" High Wardrobe Door	7-3/8"	21"	58-7/8"
48" Bookcase	20-3/8"	14-7/8"	17-7/8"
64" Bookcase	20-3/8"	14-7/8"	33-7/8"
48" Cabinet	13-3/8"	21"	18-1/8"
64" Cabinet	13-3/8"	21"	34-1/8"

Overhead/Underhead Outside Dimensions

36" W

42" W

48" W

54" W

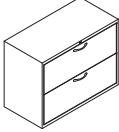
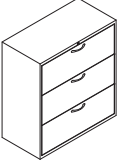
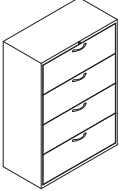
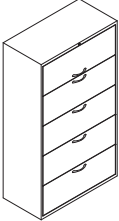
60" W

	W	D	H	W	D	H	W	D	H	W	D	H	W	D	H
Overhead	35-3/4"	14-3/8"	14-7/16"	41-3/4"	14-3/8"	14-7/16"	47-3/4"	14-3/8"	14-7/16"	53-3/4"	14-3/8"	14-7/16"	59-3/4"	14-3/8"	14-7/16"



U-Series® Lateral Files

Lateral Files

	MODEL	W x D x H	MODEL NUMBER					Approx. Packaged Weight
			Basic Model	Unit Color	Optional Counterbalance Weight	Lock Option	Pull Style	
	27" File, 2 High • Two 12" drawers with side-to-side hanging folder bars • Counterbalance weights are recommended for freestanding units	30 x 18 x 27"	UL302D	<input type="checkbox"/>	<input type="checkbox"/> <input type="checkbox"/> <input type="checkbox"/> <input type="checkbox"/>	<input type="checkbox"/> <input type="checkbox"/>	<input type="checkbox"/> <input type="checkbox"/>	110.0#
		36 x 18 x 27"	UL362D	<input type="checkbox"/>	<input type="checkbox"/> <input type="checkbox"/> <input type="checkbox"/> <input type="checkbox"/>	<input type="checkbox"/> <input type="checkbox"/>	<input type="checkbox"/> <input type="checkbox"/>	120.0#
		42 x 18 x 27"	UL422D	<input type="checkbox"/>	<input type="checkbox"/> <input type="checkbox"/> <input type="checkbox"/> <input type="checkbox"/>	<input type="checkbox"/> <input type="checkbox"/>	<input type="checkbox"/> <input type="checkbox"/>	130.0#
USLT								
	39-1/4" File, 3 High • Three 12" drawers with side-to-side hanging folder bars • Counterbalance weights are recommended for freestanding units	30 x 18 x 39-1/4"	UL303D	<input type="checkbox"/>	<input type="checkbox"/> <input type="checkbox"/> <input type="checkbox"/> <input type="checkbox"/>	<input type="checkbox"/> <input type="checkbox"/>	<input type="checkbox"/> <input type="checkbox"/>	140.0#
		36 x 18 x 39-1/4"	UL363D	<input type="checkbox"/>	<input type="checkbox"/> <input type="checkbox"/> <input type="checkbox"/> <input type="checkbox"/>	<input type="checkbox"/> <input type="checkbox"/>	<input type="checkbox"/> <input type="checkbox"/>	155.0#
		42 x 18 x 39-1/4"	UL423D	<input type="checkbox"/>	<input type="checkbox"/> <input type="checkbox"/> <input type="checkbox"/> <input type="checkbox"/>	<input type="checkbox"/> <input type="checkbox"/>	<input type="checkbox"/> <input type="checkbox"/>	170.0#
USLT								
	51-1/2" File, 4 High • Four 12" drawers with side-to-side hanging folder bars • Counterbalance weights are recommended for freestanding units	30 x 18 x 51-1/2"	UL304D	<input type="checkbox"/>	<input type="checkbox"/> <input type="checkbox"/> <input type="checkbox"/> <input type="checkbox"/>	<input type="checkbox"/> <input type="checkbox"/>	<input type="checkbox"/> <input type="checkbox"/>	180.0#
		36 x 18 x 51-1/2"	UL364D	<input type="checkbox"/>	<input type="checkbox"/> <input type="checkbox"/> <input type="checkbox"/> <input type="checkbox"/>	<input type="checkbox"/> <input type="checkbox"/>	<input type="checkbox"/> <input type="checkbox"/>	200.0#
		42 x 18 x 51-1/2"	UL424D	<input type="checkbox"/>	<input type="checkbox"/> <input type="checkbox"/> <input type="checkbox"/> <input type="checkbox"/>	<input type="checkbox"/> <input type="checkbox"/>	<input type="checkbox"/> <input type="checkbox"/>	220.0#
USLT								
	63-3/4" File, 5 High • One 12" receding door with rollout shelf and 3 plate dividers • Four 12" drawers with side-to-side hanging folder bars • Counterbalance weights are recommended for freestanding units	30 x 18 x 63-3/4"	UL305RD	<input type="checkbox"/>	<input type="checkbox"/> <input type="checkbox"/> <input type="checkbox"/> <input type="checkbox"/>	<input type="checkbox"/> <input type="checkbox"/>	<input type="checkbox"/> <input type="checkbox"/>	230.0#
		36 x 18 x 63-3/4"	UL365RD	<input type="checkbox"/>	<input type="checkbox"/> <input type="checkbox"/> <input type="checkbox"/> <input type="checkbox"/>	<input type="checkbox"/> <input type="checkbox"/>	<input type="checkbox"/> <input type="checkbox"/>	250.0#
		42 x 18 x 63-3/4"	UL425RD	<input type="checkbox"/>	<input type="checkbox"/> <input type="checkbox"/> <input type="checkbox"/> <input type="checkbox"/>	<input type="checkbox"/> <input type="checkbox"/>	<input type="checkbox"/> <input type="checkbox"/>	270.0#
USLT								

A

B

C

D

E

HOW TO ORDER

Indicate the following information on order form:

- Quantity of each item.
- Model number, including options. See "How To Build a Model Number".
- Any special service required.

Note: • The indicates that a choice is required.

- The absence of the indicates that no choice is required.
- Alpha-numeric characters in place of indicate that no other alternatives are available.

HOW TO BUILD A MODEL NUMBER

- A** Select basic model.
- B** Select unit and drawer color.
Refer to color addendum at ki.com or KI Fabrics & Finishes binder.
- C** Select counterbalance weight.
 CBW - With Counterbalance
 NOCBW - No Counterbalance
 See pricing column for counterbalance weight upcharge.
- D** Select key option.
 KS - Key standard
 NLC - No lock core
 KA - Key alike
- E** Select pull style.
 USP - U-Series Pull (Standard)
 CZP - Connection Zone Pull

INFORMATION

Folder Bars

Files are configured for side-to-side media storage. For alternative configurations, see the General Information section.

Height

All dimensions shown include 1/8" allowance for glides in recessed position.

Accessories

See accessory section for accessories that can be ordered separately.

Weights

Figures provided are approximate and reflect packaged product without additional accessories.



U-Series® Lateral Files

Lateral Files

Delivered Pricing	Counter-balance Weight add to list price	Whites & All Metallics Upcharge
\$ 739	\$ 99	\$ 58
810	99	58
865	99	58
\$ 973	\$ 99	\$ 58
1095	99	58
1190	99	58
\$ 1217	\$ 85	\$ 94
1381	85	94
1565	85	94
\$ 1452	\$ 85	\$ 94
1659	85	94
1873	85	94

SPECIAL SERVICES

Special Carton Marking

With specially marked information N/C

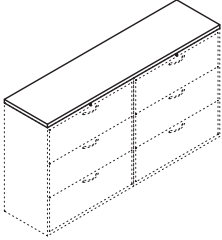
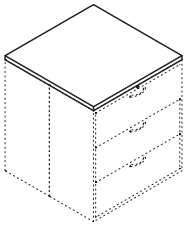
Shipping

Shipped **assembled freight prepaid f.o.b. Pembroke, Ontario K8A 0E1** factory. Freight class #70.

Specifications and prices are subject to change without prior notice.

U-Series® Lateral Files

Laminate Tops

	Features	W x D x H	MODEL NUMBER				Approx. Packaged Weight
			Basic Model	Edge Style	Surface Finish	Edge Color	
 <p>S7TP</p> <p>Laminate Top for Side-by-Side Units</p> <ul style="list-style-type: none"> • Tops are manufactured to allow for 1/16" overhang on all sides. • Do not specify individual tops when ganging multiple units due to the 1/16" overhang. Specify proper size top for correct configuration and alignment. 	Fits one 30" wide lateral	30 X 18 X 1-1/4"	S7L/3018T	<input type="checkbox"/>	<input type="checkbox"/>	<input type="checkbox"/>	18.0#
	Fits one 36" wide lateral	36 X 18 X 1-1/4"	S7L/3618T	<input type="checkbox"/>	<input type="checkbox"/>	<input type="checkbox"/>	21.0#
	Fits one 42" wide lateral	42 X 18 X 1-1/4"	S7L/4218T	<input type="checkbox"/>	<input type="checkbox"/>	<input type="checkbox"/>	25.0#
	Fits two 30" wide laterals	60 X 18 X 1-1/4"	S7L/6018T	<input type="checkbox"/>	<input type="checkbox"/>	<input type="checkbox"/>	36.0#
	Fits one 30" & one 36" wide laterals	66 X 18 X 1-1/4"	S7L/6618T	<input type="checkbox"/>	<input type="checkbox"/>	<input type="checkbox"/>	39.0#
	Fits two 36" or one 30" & one 42" laterals	72 X 18 X 1-1/4"	S7L/7218T	<input type="checkbox"/>	<input type="checkbox"/>	<input type="checkbox"/>	43.0#
	Fits one 36" & one 42" wide laterals	78 X 18 X 1-1/4"	S7L/7818T	<input type="checkbox"/>	<input type="checkbox"/>	<input type="checkbox"/>	46.0#
	Fits two 42" wide laterals	84 X 18 X 1-1/4"	S7L/8418T	<input type="checkbox"/>	<input type="checkbox"/>	<input type="checkbox"/>	50.0#
	Fits three 30" wide laterals	90 X 18 X 1-1/4"	S7L/9018T	<input type="checkbox"/>	<input type="checkbox"/>	<input type="checkbox"/>	53.0#
	Fits two 30" & one 42" or one 30" & two 36"	102 X 18 X 1-1/4"	S7L/10218T	<input type="checkbox"/>	<input type="checkbox"/>	<input type="checkbox"/>	60.0#
	Fits three 36" or one 30" & one 36" & one 42"	108 X 18 X 1-1/4"	S7L/10818T	<input type="checkbox"/>	<input type="checkbox"/>	<input type="checkbox"/>	64.0#
	Fits four 30" or one 36" & two 42" laterals	120 X 18 X 1-1/4"	S7L/12018T	<input type="checkbox"/>	<input type="checkbox"/>	<input type="checkbox"/>	71.0#
	 <p>S7TP</p> <p>Laminate Top for Back-to-Back Units</p> <ul style="list-style-type: none"> • Tops are manufactured to allow for 1/16" overhang on all sides. • Do not specify individual tops when ganging multiple units due to the 1/16" overhang. Specify proper size top for correct configuration and alignment. 	Fits two 30" wide laterals	30 X 36 X 1-1/4"	S7L/3036T	<input type="checkbox"/>	<input type="checkbox"/>	<input type="checkbox"/>
Fits two 36" wide laterals		36 X 36 X 1-1/4"	S7L/3636T	<input type="checkbox"/>	<input type="checkbox"/>	<input type="checkbox"/>	43.0#
Fits two 42" wide laterals		42 X 36 X 1-1/4"	S7L/4236T	<input type="checkbox"/>	<input type="checkbox"/>	<input type="checkbox"/>	50.0#
Fits four 30" wide laterals		60 X 36 X 1-1/4"	S7L/6036T	<input type="checkbox"/>	<input type="checkbox"/>	<input type="checkbox"/>	71.0#
Fits four 36" wide laterals		72 X 36 X 1-1/4"	S7L/7236T	<input type="checkbox"/>	<input type="checkbox"/>	<input type="checkbox"/>	85.0#
Fits four 42" wide laterals		84 X 36 X 1-1/4"	S7L/8436T	<input type="checkbox"/>	<input type="checkbox"/>	<input type="checkbox"/>	99.0#
Fits six 30" wide laterals		90 X 36 X 1-1/4"	S7L/9036T	<input type="checkbox"/>	<input type="checkbox"/>	<input type="checkbox"/>	106.0#
Fits six 36" wide laterals		108 X 36 X 1-1/4"	S7L/10836T	<input type="checkbox"/>	<input type="checkbox"/>	<input type="checkbox"/>	127.0#
			A	B	C	D	

HOW TO ORDER

Indicate the following information on order form:

1. Quantity of each item.
2. Model number, including options. See "How To Build a Model Number".
3. Any special service required.

Note: • The indicates that a choice is required.
 • The absence of the indicates that no choice is required.
 • Alpha-numeric characters in place of indicate that no other alternatives are available.

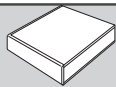
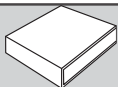
HOW TO BUILD A MODEL NUMBER

- A** Select basic model.
- B** Select edge style.
SE - Self edge
74P - 74P edge
- C** Select surface finish.
 Refer to color addendum at ki.com or KI Fabrics & Finishes binder.
 Surface finish offerings are based on edge style selections.
- D** Select edge color.
 Refer to color addendum at ki.com or KI Fabrics & Finishes binder.
 Edge color offerings are based on edge style selections.



U-Series® Lateral Files

Laminate Tops



Self Edge
(SE)

74P Edge
(74P)

\$ 258	\$ 268
290	306
310	318
368	386
383	402
402	417
436	457
482	501
557	578
673	709
693	723
708	743

\$ 358	\$ 381
397	417
436	457
617	647
670	705
716	752
767	804
1118	1173

SPECIAL SERVICES

Special Carton Marking

With specially marked information N/C


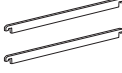
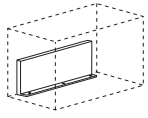
Shipping

Shipped **assembled freight prepaid f.o.b. Pembroke, Ontario K8A 0E1** factory. Freight class #70.

Specifications and prices are subject to change without prior notice.

U-Series® Lateral Files

Lateral File Accessories

			MODEL NUMBER		Approx. Packaged Weight
MODEL	Features	W	Basic Model		
 LTACU	Plate Dividers <ul style="list-style-type: none"> • Installs in any drawer • Sold in package of three • Black finish only 	12"	S7L/33412DV	3.0#	
 LTACU	Type "K" Folder Bars <ul style="list-style-type: none"> • Converts side-to-side filing to front-to-back filing • One set (two bars) required per row of filing • Priced per set of two • Legal or letter 	Front-to-back	S7L/334FBK	5.0#	
HRDPT	P-Series Keys <ul style="list-style-type: none"> • Extractor key used for core removal 	Lock/Core Set	2.KP20522	0.4#	
		Master Key	2.KP20550	0.2#	
		Extractor Key	2.KP20551	0.2#	
		Key Blank	2.KP20552	0.2#	
		Cut Key	2.KP20557	0.2#	
 LTACU	Counterbalance <ul style="list-style-type: none"> • For lateral file units • Recommended unless cabinets are ganged • Factory installed, if specified 		UL/CBW35	35.0#	
			UL/CBW50	50.0#	

A

HOW TO ORDER

Indicate the following information on order form:

1. Quantity of each item.
2. Model number, including options. See "How To Build a Model Number".
3. Any special service required.

Note: • The indicates that a choice is required.

- The absence of the indicates that no choice is required.
- Alpha-numeric characters in place of indicate that no other alternatives are available.

HOW TO BUILD A MODEL NUMBER

A Select basic model.

Counterbalance Weight

Model #	U-Series Lateral File
UL/CBW35	30" Wide 4, 5 High
UL/CBW35	36" Wide 4, 5 High
UL/CBW35	42" Wide 4, 5 High
UL/CBW50	30" Wide 2, 3 High
UL/CBW50	36" Wide 2, 3 High
UL/CBW50	42" Wide 2, 3 High



Delivered
Pricing
\$ 35

\$ 15

\$ 12
9
9
3
4

\$ 85
99

SPECIAL SERVICES

Special Carton Marking

With specially marked information N/C

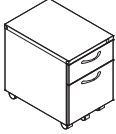
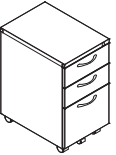
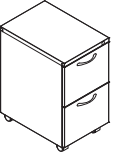
Shipping

Shipped **assembled freight prepaid f.o.b. Pembroke, Ontario K8A 0E1** factory.
Freight class #70.

Specifications and prices are subject to change without prior notice.

U-Series® Pedestals

Mobile

	MODEL	Features	W x D x H	MODEL NUMBER				Approx. Packaged Weight
				Basic Model	Unit Color	Lock Option	Pull Style	
	Pedestal - MBF • One 6" box drawer • One 12" file drawer • 5th wheel eliminates need for counterbalance weight • Optional dividers sold separately	Mobile	15 x 17-5/8" x 21-3/4"	ULP20MBF	<input type="checkbox"/>	<input type="checkbox"/>	<input type="checkbox"/>	38.0#
		Mobile	15 x 21-5/8" x 21-3/4"	ULP24MBF	<input type="checkbox"/>	<input type="checkbox"/>	<input type="checkbox"/>	42.0#
USLP								
	Pedestal - BBF • Two 6" box drawers • One 12" file drawer • 5th wheel eliminates need for counterbalance weight • Optional dividers sold separately	Mobile	15 x 17-5/8" x 27-5/8"	ULP20MBBF	<input type="checkbox"/>	<input type="checkbox"/>	<input type="checkbox"/>	49.0#
		Mobile	15 x 21-5/8" x 27-5/8"	ULP24MBBF	<input type="checkbox"/>	<input type="checkbox"/>	<input type="checkbox"/>	51.0#
USLP								
	Pedestal - FF • Two 12" file drawers • Counterbalance weight included • Optional dividers sold separately	Mobile	15 x 17-5/8" x 27-5/8"	ULP20MFF	<input type="checkbox"/>	<input type="checkbox"/>	<input type="checkbox"/>	79.0#
		Mobile	15 x 21-5/8" x 27-5/8"	ULP24MFF	<input type="checkbox"/>	<input type="checkbox"/>	<input type="checkbox"/>	71.0#
USLP								

A

B

C

D

HOW TO ORDER

Indicate the following information on order form:

- Quantity of each item.
- Model number, including options. See "How To Build a Model Number".
- Any special service required.

Note: • The indicates that a choice is required.

- The absence of the indicates that no choice is required.

- Alpha-numeric characters in place of indicate that no other alternatives are available.

HOW TO BUILD A MODEL NUMBER

- A** Select basic model.
- B** Select unit and drawer color.
Refer to color addendum at ki.com or KI Fabrics & Finishes binder.
- C** Select key option.
- | | |
|------------|----------------|
| KS | - Key standard |
| NLC | - No lock core |
| KA | - Key alike |
- D** Select pull style.
- | | |
|------------|----------------------------|
| USP | - U-Series Pull (Standard) |
| CZP | - Connection Zone Pull |

INFORMATION

Height

Mobile pedestal include 2-5/16" allowance for casters.

Accessories

See accessory section for accessories that can be ordered separately.

Weights

Figures provided are approximate and reflect packaged product without additional accessories.



U-Series® Pedestals

Mobile

Delivered Pricing	Whites & All Metallics Upcharge
\$ 316	\$ 58
334	58
\$ 378	\$ 58
396	58
\$ 452	\$ 58
456	58

SPECIAL SERVICES

Special Carton Marking

With specially marked information N/C



Shipping

Shipped **assembled freight prepaid f.o.b. Pembroke, Ontario K8A 0E1** factory. Freight class #70.

Specifications and prices are subject to change without prior notice.

U-Series® Pedestals

Freestanding

MODEL	Features	W x D x H	MODEL NUMBER				Approx. Packaged Weight
			Basic Model	Unit Color	Lock Option	Pull Style	
 <p>Pedestal - BBF</p> <ul style="list-style-type: none"> • Features 2-5/8" non-adjustable glides • Two 6" box drawers • One 12" file drawer • Center caster eliminates need for counterbalance weight • Optional dividers sold separately 	Freestanding	15 x 17-5/8" x 27-5/8"	ULP20FBBF	<input type="checkbox"/> <input type="checkbox"/>	<input type="checkbox"/> <input type="checkbox"/> <input type="checkbox"/> <input type="checkbox"/>	<input type="checkbox"/> <input type="checkbox"/> <input type="checkbox"/> <input type="checkbox"/>	49.0#
	Freestanding	15 x 21-5/8" x 27-5/8"	ULP24FBBF	<input type="checkbox"/> <input type="checkbox"/>	<input type="checkbox"/> <input type="checkbox"/> <input type="checkbox"/> <input type="checkbox"/>	<input type="checkbox"/> <input type="checkbox"/> <input type="checkbox"/> <input type="checkbox"/>	51.0#
 <p>Pedestal - FF</p> <ul style="list-style-type: none"> • Features 2-5/8" non-adjustable glides • Two 12" file drawers • Counterbalance is included • Optional dividers sold separately 	Freestanding	15 x 17-5/8" x 27-5/8"	ULP20FFF	<input type="checkbox"/> <input type="checkbox"/>	<input type="checkbox"/> <input type="checkbox"/> <input type="checkbox"/> <input type="checkbox"/>	<input type="checkbox"/> <input type="checkbox"/> <input type="checkbox"/> <input type="checkbox"/>	79.0#
	Freestanding	15 x 21-5/8" x 27-5/8"	ULP24FFF	<input type="checkbox"/> <input type="checkbox"/>	<input type="checkbox"/> <input type="checkbox"/> <input type="checkbox"/> <input type="checkbox"/>	<input type="checkbox"/> <input type="checkbox"/> <input type="checkbox"/> <input type="checkbox"/>	71.0#

USLP

USLP

A **B** **C** **D**

HOW TO ORDER

Indicate the following information on order form:

1. Quantity of each item.
2. Model number, including options. See "How To Build a Model Number".
3. Any special service required.

Note: • The indicates that a choice is required.

- The absence of the indicates that no choice is required.
- Alpha-numeric characters in place of indicate that no other alternatives are available.

HOW TO BUILD A MODEL NUMBER

- A** Select basic model.
- B** Select unit and drawer color. Refer to color addendum at ki.com or KI Fabrics & Finishes binder.
- C** Select key option.

KS	- Key standard
NLC	- No lock core
KA	- Key alike
- D** Select pull style.

USP	- U-Series Pull (Standard)
CZP	- Connection Zone Pull

INFORMATION

Height

All freestanding pedestals include 1/4" allowance for glides in recessed position.

Accessories

See accessory section for accessories that can be ordered separately.

Weights

Figures provided are approximate and reflect packaged product without additional accessories.



U-Series® Pedestals

Freestanding

Delivered
Pricing

\$ 401
427

Whites &
All Metallics
Upcharge

\$ 58
58

\$ 472
478

\$ 58
58

SPECIAL SERVICES

Special Carton Marking

With specially marked information N/C

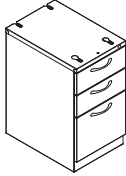
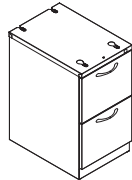
Shipping

Shipped **assembled freight prepaid f.o.b. Pembroke, Ontario K8A 0E1** factory.
Freight class #70.

Specifications and prices are subject to change without prior notice.

U-Series® Pedestals

Worksurface Supporting

	Features	W x D x H	MODEL NUMBER						Approx. Packaged Weight
			Basic Model	Unit Color	Bracket	Optional Counterbalance Weight	Key Option	Pull Style	
	Worksurface Supporting	15 x 17-5/8 x 27-7/8"	ULP20WBBF	<input type="checkbox"/>	<input type="checkbox"/>	<input type="checkbox"/>	<input type="checkbox"/>	<input type="checkbox"/>	47.0#
	Worksurface Supporting	15 x 21-5/8 x 27-7/8"	ULP24WBBF	<input type="checkbox"/>	<input type="checkbox"/>	<input type="checkbox"/>	<input type="checkbox"/>	<input type="checkbox"/>	52.0#
	Worksurface Supporting	15 x 17-5/8 x 27-7/8"	ULP20WFF	<input type="checkbox"/>	<input type="checkbox"/>	<input type="checkbox"/>	<input type="checkbox"/>	<input type="checkbox"/>	43.0#
	Worksurface Supporting	15 x 21-5/8 x 27-7/8"	ULP24WFF	<input type="checkbox"/>	<input type="checkbox"/>	<input type="checkbox"/>	<input type="checkbox"/>	<input type="checkbox"/>	48.0#

USLP

Pedestal - Box/Box/File

- Two 6" box drawers
- One 12" file drawer
- Includes four leveling glides
- Pedestal ships fully assembled
- Bracket, if ordered, ships with unit
- Optional dividers sold separately

USLP

Pedestal - File/File

- Two 12" file drawers
- Includes four leveling glides
- Pedestal ships fully assembled
- Bracket, if ordered, ships with unit
- Optional dividers sold separately
- Counter balance weight required in certain desk configurations

A B C D E F

HOW TO ORDER

Indicate the following information on order form:

1. Quantity of each item.
2. Model number, including options. See "How To Build a Model Number".
3. Any special service required.

Note: • The indicates that a choice is required.

- The absence of the indicates that no choice is required.
- Alpha-numeric characters in place of indicate that no other alternatives are available.

HOW TO BUILD A MODEL NUMBER

- A** Select basic model.
- B** Select unit color.
Refer to color addendum at ki.com or KI Fabrics & Finishes binder.
All white and metallic paints require an upcharge. Please see upcharge column.
- C** Select bracket.

NB	- No Bracket
3K24	- 24" Worksurface; add \$74
3K30	- 30" Worksurface; add \$74
SW24	- 24" Worksurface; add \$74
SW30	- 30" Worksurface; add \$74
UN22	- 22" Worksurface; add \$74
UN24	- 24" Worksurface; add \$74
UN24KN	- 24" Worksurface w/knife edge; add \$74
UN30	- 30" Worksurface; add \$74
UN30KN	- 30" Worksurface w/knife edge; add \$74
WW24	- 24" Worksurface; add \$74
WW30	- 30" Worksurface; add \$74

When ordering:
3K for System 3000
SW for Studio Works
UN for Unite
WW for WireWorks
 If ped is not replacing return, no bracket is required.

- D** Select counterbalance weight.

CBW	- With Counterbalance
NOCBW	- No Counterbalance

 See pricing column for counterbalance weight upcharge.
- E** Select key option.

KS	- Key standard
NLC	- No lock core
KA	- Key alike
- F** Select pull style.

USP	- U-Series Pull (Standard)
CZP	- Connection Zone Pull

INFORMATION

Accessories

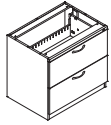
See accessory section for accessories that can be ordered separately.

Weights

Figures provided are approximate and reflect packaged product without additional accessories.

U-Series® Pedestals

Double Pedestals Worksurface Supporting



PUSP

MODEL	W x D x H	MODEL NUMBER					Approx. Packaged Weight
		Basic Model	Unit Color	Bracket	Key Option	Pull Style	
30" Wide, 2 High • Two 12" drawers with side-to-side hanging folder bars • For use within panel systems' planning only, may not be planned free standing	30 x 22 x 27-3/4"	UDP302D	<input type="checkbox"/>	<input type="checkbox"/>	<input type="checkbox"/>	<input type="checkbox"/>	88.0#

A **B** **C** **D** **E**

HOW TO ORDER

Indicate the following information on order form:

- Quantity of each item.
- Model number, including options. See "How To Build a Model Number".
- Any special service required.

Note: • The indicates that a choice is required.

- The absence of the indicates that no choice is required.
- Alpha-numeric characters in place of indicate that no other alternatives are available.

HOW TO BUILD A MODEL NUMBER

- A** Select basic model.
- B** Select unit color.
Refer to color addendum at ki.com or KI Fabrics & Finishes binder.
All white and metallic paints require an upcharge. Please see upcharge column.
- C** Select bracket.

NB	- No Bracket
3K24	- 24" Worksurface; add \$74
3K30	- 30" Worksurface; add \$81
SW24	- 24" Worksurface; add \$96
SW30	- 30" Worksurface; add \$100
UN22	- 22" Worksurface; add \$74
UN24	- 24" Worksurface; add \$74
UN24KN	- 24" Worksurface w/knife edge; add \$74
UN30	- 30" Worksurface; add \$74
UN30KN	- 30" Worksurface w/knife edge; add \$74
WW24	- 24" Worksurface; add \$69
WW30	- 30" Worksurface; add \$73

When ordering:
3K for System 3000
SW for Studio Works
UN for Unite
WW for WireWorks
 If ped is not replacing return, no bracket is required.

- D** Select key option.

KS	- Key standard
NLC	- No lock core
KA	- Key alike
- E** Select pull style.

USP	- U-Series Pull (Standard)
CZP	- Connection Zone Pull

INFORMATION

- Accessories**
See accessory section for accessories that can be ordered separately.
- Height**
Height shown is with glides in fully recessed position. Maximum height is 28-1/2".
- Weights**
Figures provided are approximate and reflect packaged product without additional accessories.
- Folder Bars**
Files are configured for side-to-side media storage.



U-Series® Pedestals

Double Pedestals Worksurface Supporting

Delivered
Pricing
\$ 753

Whites &
All Metallics
Upcharge
\$ 58

SPECIAL SERVICES

Special Carton Marking

With specially marked information N/C

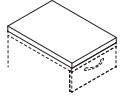
Shipping

Shipped **assembled freight prepaid f.o.b. Pembroke, Ontario K8A 0E1** factory.
Freight class #70.

Specifications and prices are subject to change without prior notice.

U-Series® Pedestals

Pedestal Accessories



USPA

MODEL

Laminate Tops

- High pressure laminate with particle-board core
- Self edge or polypropylene edge available
- Other sizes available upon request

Features

W x D x H

- Fits one 20" deep pedestal 15 x 17-3/4 x 1-1/4"
- Fits one 24" deep pedestal 15 x 21-3/4 x 1-1/4"

MODEL NUMBER

Basic Model	Edge Style	Surface Finish	Edge Color
USP1715T	<input type="checkbox"/> <input type="checkbox"/> <input type="checkbox"/>	<input type="checkbox"/> <input type="checkbox"/> <input type="checkbox"/>	<input type="checkbox"/> <input type="checkbox"/> <input type="checkbox"/>
USP2115T	<input type="checkbox"/> <input type="checkbox"/> <input type="checkbox"/>	<input type="checkbox"/> <input type="checkbox"/> <input type="checkbox"/>	<input type="checkbox"/> <input type="checkbox"/> <input type="checkbox"/>

A **B** **C** **D**

HOW TO ORDER

Indicate the following information on order form:

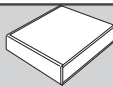
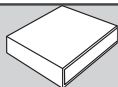
1. Quantity of each item.
2. Model number, including options. See "How To Build a Model Number".
3. Any special service required.

- Note:
- The indicates that a choice is required.
 - The absence of the indicates that no choice is required.
 - Alpha-numeric characters in place of indicate that no other alternatives are available.

HOW TO BUILD A MODEL NUMBER

- A** Select basic model.
- B** Select edge style.

SE	- Self edge
74P	- 74P edge
- C** Select surface finish. Refer to color addendum at ki.com or KI Fabrics & Finishes binder. Surface finish offerings are based on edge style selections.
- D** Select edge color. Refer to color addendum at ki.com or KI Fabrics & Finishes binder. Edge color offerings are based on edge style selections.



Approx.
Packaged
Weight

Self Edge
(SE)

74P Edge
(74P)

8.0#

\$ 126

\$ 128

11.0#

142

146

SPECIAL SERVICES

Special Carton Marking

With specially marked information N/C


Shipping

Shipped **assembled freight prepaid f.o.b. Pembroke, Ontario K8A 0E1** factory.
Freight class #70.

Specifications and prices are subject to change without prior notice.

U-Series® Pedestals

Pedestal Accessories

MODEL	Features	MODEL NUMBER		Approx. Packaged Weight	
		Basic Model	Paint Color		
 <p>USPA</p> <p>Pedestal Bracket</p> <ul style="list-style-type: none"> Graphic represents bracket used with a 24" deep pedestal on a 24" deep worksurface Bracket is intended to fill the space between back of pedestal and panel Bracket provides support for extended runs and screws with trim to outside back of pedestal for added support on extended panel runs Bracket depth varies by pedestal model <p>24" worksurface - 20" pedestal = approx. 6-1/4" - 24" pedestal = approx. 2-1/4"</p> <p>30" worksurface - 20" pedestal = approx. 12-1/4" - 24" pedestal = approx. 6-1/4"</p>	System 3000® 24" deep worksurface	3K24	<input type="checkbox"/>	6.0#	
	System 3000® 30" deep worksurface	3K30	<input type="checkbox"/>	10.0#	
	StudioWorks® 24" deep worksurface	SW24	<input type="checkbox"/>	6.0#	
	StudioWorks® 30" deep worksurface	SW30	<input type="checkbox"/>	10.0#	
	Unite® 22" deep worksurface	UN22	<input type="checkbox"/>	6.0#	
	Unite® 24" deep worksurface	UN24	<input type="checkbox"/>	6.0#	
	Unite® 24" deep knife edge worksurface	UN24KN	<input type="checkbox"/>	10.0#	
	Unite® 30" deep worksurface	UN30	<input type="checkbox"/>	6.0#	
	Unite® 30" deep knife edge worksurface	UN30KN	<input type="checkbox"/>	10.0#	
	WireWorks® 24" deep worksurface	WW24	<input type="checkbox"/>	6.0#	
	WireWorks® 30" deep worksurface	WW30	<input type="checkbox"/>	10.0#	

A

B

HOW TO ORDER

Indicate the following information on order form:

- Quantity of each item.
- Model number, including options. See "How To Build a Model Number".
- Any special service required.

Note: • The indicates that a choice is required.


- The absence of the indicates that no choice is required.
- Alpha-numeric characters in place of indicate that no other alternatives are available.

HOW TO BUILD A MODEL NUMBER

- A** Select basic model.
- B** Select paint color. Refer to color addendum at ki.com or KI Fabrics & Finishes binder.

U-Series® Pedestals

Pedestal Accessories

	MODEL	W x D x H	MODEL NUMBER			Approx. Packaged Weight	Delivered Pricing C.O.M.
			Basic Model	Trim Color	Upholstery Color		
 <p>PDCU</p>	Cushioned Seat for Mobile Pedestal • 17" deep, used with 17-5/8" deep mobile pedestal • 20" deep, used with 21-5/8" deep mobile pedestal • Fabric runs side to side • Lip height is 3-1/4"	15 x 17 x 1-7/8"	PDCU/17	<input type="checkbox"/> <input type="checkbox"/>	<input type="checkbox"/> <input type="checkbox"/> <input type="checkbox"/> <input type="checkbox"/>	5.0#	\$ 151
		15 x 20 x 1-7/8"	PDCU/20	<input type="checkbox"/> <input type="checkbox"/>	<input type="checkbox"/> <input type="checkbox"/> <input type="checkbox"/> <input type="checkbox"/>	6.0#	163

A **B** **C**

HOW TO ORDER

Indicate the following information on order form:

- Quantity of each item.
- Model number, including options. See "How To Build a Model Number".
- Any special service required.

Note:

- The indicates that a choice is required.
- The absence of the indicates that no choice is required.
- Alpha-numeric characters in place of indicate that no other alternatives are available.

HOW TO BUILD A MODEL NUMBER

- A** Select basic model.
- B** Select trim color.
Refer to color addendum at ki.com or KI Fabrics & Finishes binder.
- C** Select upholstery color.
Refer to color addendum at ki.com or KI Fabrics & Finishes binder. For a listing of available fabric finishes, please refer to the Color Addendum. For specific fabric availability on cushioned seats, please refer to E-Spec.



U-Series® Pedestals

Pedestal Accessories

Delivered Pricing Fabric Grade 1	Delivered Pricing Fabric Grade 2	Delivered Pricing Fabric Grade 3	Delivered Pricing Pallas Fabric Group P0	Delivered Pricing Pallas Fabric Group P1	Delivered Pricing Pallas Fabric Group P2	Delivered Pricing Pallas Fabric Group P3	Delivered Pricing Pallas Fabric Group P4
\$ 151	\$ 172	\$ 181	\$ 190	\$ 201	\$ 212	\$ 236	\$ 242
163	180	193	200	210	221	247	253

SPECIAL SERVICES

Special Carton Marking

With specially marked information N/C

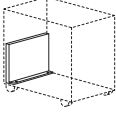
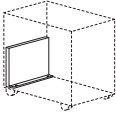




Shipping

Shipped **assembled freight prepaid f.o.b. Green Bay, Wisconsin 54302** factory. Freight class #100.

Specifications and prices are subject to change without prior notice.

U-Series® Pedestals

Pedestal Accessories

				MODEL NUMBER	
MODEL	Features	W x D x H	Basic Model	Approx. Packaged Weight	
 <p>USPA</p>	Counterbalance Weight • Required on worksurface supporting file/file units of certain desk configurations	20"D Units 9-1/2 x 1/2 x 15-1/2"	USPCBW21	21.0#	
 <p>USPA</p>	Counterbalance Weight • Required for conversion for 24" deep mobile and freestanding to file/file units.	24"D Units 12-1/2 x 2 x 18"	USPCBW25	25.0#	
 <p>USPA</p>	Counterbalance Weight • Required for conversion for 20" deep mobile and freestanding to file/file units. • Two required, sold in pairs	For 20" D Units 7-1/2 x 3/4 x 16"	USPCBW36	36.0#	
 <p>HRDPT</p>	P-Series Keys • Extractor key used for core removal	Lock/Core Set Master Key Extractor Key Key Blank Cut Key	2.KP20522 2.KP20550 2.KP20551 2.KP20552 2.KP20557	0.4# 0.2# 0.2# 0.2# 0.2#	
 <p>USPA</p>	Caster Kit • Converts freestanding pedestals to mobile units • Finished height consistent with freestanding pedestal • File/file units require counterbalance weights • 4 casters and a 5th wheel per kit	2-5/8"	USPCK	1.0#	
 <p>USPA</p>	Glide Kit • Converts mobile pedestal to freestanding • File/file units require counterbalance weights • Finished height consistent with mobile pedestal • 4 glides and a center wheel per kit	2-5/8"	USPGK	1.0#	

A

HOW TO ORDER

Indicate the following information on order form:

- Quantity of each item.
- Model number, including options. See "How To Build a Model Number".
- Any special service required.

Note: • The indicates that a choice is required.

- The absence of the indicates that no choice is required.
- Alpha-numeric characters in place of indicate that no other alternatives are available.

HOW TO BUILD A MODEL NUMBER

- A** Select basic model.



Delivered
Pricing

\$ 74

\$ 84

\$ 166

\$ 12

9

9

3

4

\$ 65

\$ 65

SPECIAL SERVICES

Special Carton Marking

With specially marked information N/C

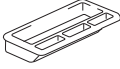

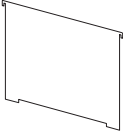
Shipping

Shipped **assembled freight prepaid f.o.b. Pembroke, Ontario K8A 0E1** factory.
Freight class #70.

Specifications and prices are subject to change without prior notice.

U-Series® Pedestals

Pedestal Accessories

			MODEL NUMBER	
	MODEL	W x D x H	Basic Model	Approx. Packaged Weight
	Pencil Tray • For 3" pencil and 6" box drawers • Black finish only • Priced each	12-1/8 x 4 x 1"	S7P/PENTRAY	1.0#
PDACU				
	6" Partition • For 6" box drawers • Black finish only • Priced each	12-1/8 x 4-5/8"	S7P/D6	1.0#
PDACU				
	Hanging Folder Partition • For 12" file drawers • Black finish only • Priced each	12-1/8 x 9-5/8"	S7P/D12	1.0#
PDACU				

A

HOW TO ORDER

Indicate the following information on order form:

- Quantity of each item.
- Model number, including options. See "How To Build a Model Number".
- Any special service required.

Note:

- The indicates that a choice is required.
- The absence of the indicates that no choice is required.
- Alpha-numeric characters in place of indicate that no other alternatives are available.

HOW TO BUILD A MODEL NUMBER

A Select basic model.



Delivered
Pricing

\$ 8

\$ 5

\$ 8

SPECIAL SERVICES

Special Carton Marking

With specially marked information N/C

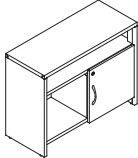
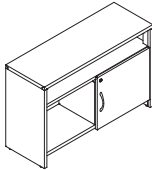
Shipping

Shipped **assembled freight prepaid f.o.b. Pembroke, Ontario K8A 0E1** factory.
Freight class #70.

Specifications and prices are subject to change without prior notice.

U-Series® Credenzas

Freestanding Credenzas

	MODEL	W x D x H	MODEL NUMBER				Approx. Packaged Weight
			Basic Model	Unit Color	Key Option	Pull Style	
 <p>PUSC</p>	36" Wide • Features sliding door with lock	36 x 15 x 27-3/4"	UC36	<input type="checkbox"/>	<input type="checkbox"/>	<input type="checkbox"/>	45.0#
 <p>PUSC</p>	42" Wide • Features sliding door with lock	42 x 15 x 27-3/4"	UC42	<input type="checkbox"/>	<input type="checkbox"/>	<input type="checkbox"/>	50.0#

A **B** **C** **D**

HOW TO ORDER

Indicate the following information on order form:

- Quantity of each item.
- Model number, including options. See "How To Build a Model Number".
- Any special service required.

Note: • The indicates that a choice is required.
 • The absence of the indicates that no choice is required.
 • Alpha-numeric characters in place of indicate that no other alternatives are available.

HOW TO BUILD A MODEL NUMBER

- A** Select basic model.
- B** Select unit color.
Refer to color addendum at ki.com or KI Fabrics & Finishes binder.
All white and metallic paints require an upcharge. Please see upcharge column.
- C** Select key option.

KS	- Key standard
NLC	- No lock core
KA	- Key alike
- D** Select pull style.

USP	- U-Series Pull (Standard)
CZP	- Connection Zone Pull

INFORMATION

Accessories
See accessory section for accessories that can be ordered separately.

Weights
Figures provided are approximate and reflect packaged product without additional accessories.



U-Series® Credenzas

Freestanding Credenzas

Delivered Pricing

\$ 919

Whites & All Metallics Upcharge

\$ 58

\$ 1060

\$ 58

SPECIAL SERVICES

Special Carton Marking

With specially marked information N/C

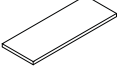
Shipping

Shipped **assembled freight prepaid f.o.b. Pembroke, Ontario K8A 0E1** factory. Freight class #70.

Specifications and prices are subject to change without prior notice.

U-Series® Credenzas

Laminate Tops

	MODEL	D x W	MODEL NUMBER				Approx. Packaged Weight
			Basic Model	Edge Style	Surface Finish	Edge Color	
 <p>UWCT</p>	U-Series® Credenza-Laminate Tops <ul style="list-style-type: none"> High pressure laminate with particle-board core 74P edge only Back-to-back credenzas should use single piece tops of appropriate depth 	15-1/8 x 36-1/8"	UWCT1536	74P	<input type="checkbox"/> <input type="checkbox"/> <input type="checkbox"/> <input type="checkbox"/>	<input type="checkbox"/> <input type="checkbox"/> <input type="checkbox"/> <input type="checkbox"/>	16.0#
		15-1/8 x 42-1/8"	UWCT1542	74P	<input type="checkbox"/> <input type="checkbox"/> <input type="checkbox"/> <input type="checkbox"/>	<input type="checkbox"/> <input type="checkbox"/> <input type="checkbox"/> <input type="checkbox"/>	19.0#
		30-1/8 x 36-1/8"	UWCT3036	74P	<input type="checkbox"/> <input type="checkbox"/> <input type="checkbox"/> <input type="checkbox"/>	<input type="checkbox"/> <input type="checkbox"/> <input type="checkbox"/> <input type="checkbox"/>	34.0#
		30-1/8 x 42-1/8"	UWCT3042	74P	<input type="checkbox"/> <input type="checkbox"/> <input type="checkbox"/> <input type="checkbox"/>	<input type="checkbox"/> <input type="checkbox"/> <input type="checkbox"/> <input type="checkbox"/>	40.0#
			A	B	C	D	

HOW TO ORDER

Indicate the following information on order form:

- Quantity of each item.
- Model number, including options. See "How To Build a Model Number".
- Any special service required.

Note:

- The indicates that a choice is required.
- The absence of the indicates that no choice is required.
- Alpha-numeric characters in place of indicate that no other alternatives are available.

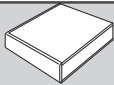
HOW TO BUILD A MODEL NUMBER

- Select basic model.
- Select edge style.
74P - 74P edge
- Select surface finish.
Refer to color addendum at ki.com or KI Fabrics & Finishes binder.
Surface finish offerings are based on edge style selections.
- Select edge color.
Refer to color addendum at ki.com or KI Fabrics & Finishes binder.



U-Series® Credenzas

Laminate Tops



74P Edge
(74P)

\$ 198

235

252

293

SPECIAL SERVICES

Special Carton Marking

With specially marked information N/C

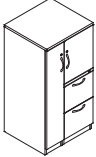
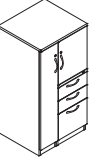
Shipping

Shipped **assembled freight prepaid f.o.b. Pembroke, Ontario K8A 0E1** factory.
Freight class #70.

Specifications and prices are subject to change without prior notice.

U-Series® Wardrobe Towers

48" High Cabinet

	MODEL	Features	W x D x H	MODEL NUMBER				Approx. Packaged Weight
				Basic Model	Unit Color	Key Option	Pull Style	
 <p>left shown</p>	Wardrobe/Cabinet - File/File	<ul style="list-style-type: none"> • Wardrobe and cabinet lock independently • Pedestal features two 12" drawers and locks independently of wardrobe • Includes four leveling glides • Cabinet features adjustable shelf • Units ship fully assembled 	Left 24 x 22 x 48"	UWFFC48L	<input type="checkbox"/>	<input type="checkbox"/>	<input type="checkbox"/>	122.0#
			Right 24 x 22 x 48"	UWFFC48R	<input type="checkbox"/>	<input type="checkbox"/>	<input type="checkbox"/>	122.0#
PUSW								
 <p>left shown</p>	Wardrobe/Cabinet - Box/Box/File	<ul style="list-style-type: none"> • Wardrobe and cabinet lock independently • Pedestal features two 6" box drawers and one 12" file drawer • Includes four leveling glides • Cabinet features adjustable shelf • Units ship fully assembled 	Left 24 x 22 x 48"	UWBBFC48L	<input type="checkbox"/>	<input type="checkbox"/>	<input type="checkbox"/>	127.0#
			Right 24 x 22 x 48"	UWBBFC48R	<input type="checkbox"/>	<input type="checkbox"/>	<input type="checkbox"/>	127.0#
PUSW								

A **B** **C** **D**

HOW TO ORDER

Indicate the following information on order form:

1. Quantity of each item.
2. Model number, including options. See "How To Build a Model Number".
3. Any special service required.

Note: • The indicates that a choice is required.

- The absence of the indicates that no choice is required.
- Alpha-numeric characters in place of indicate that no other alternatives are available.

HOW TO BUILD A MODEL NUMBER

- A** Select basic model.
- B** Select unit color.
Refer to color addendum at ki.com or KI Fabrics & Finishes binder.
All white and metallic paints require an upcharge. Please see upcharge column.
- C** Select key option.
- | | |
|------------|----------------|
| KS | - Key standard |
| NLC | - No lock core |
| KA | - Key alike |
- D** Select pull style.
- | | |
|------------|----------------------------|
| USP | - U-Series Pull (Standard) |
| CZP | - Connection Zone Pull |

INFORMATION

Accessories

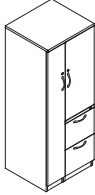

See accessory section for accessories that can be ordered separately.

Weights

Figures provided are approximate and reflect packaged product without additional accessories.

U-Series® Wardrobe Towers

64" High Cabinet

MODEL	Features	W x D x H	MODEL NUMBER				Approx. Packaged Weight
			Basic Model	Unit Color	Key Option	Pull Style	
 <p>left shown</p> <p>Wardrobe/Cabinet - File/File</p> <ul style="list-style-type: none"> • Wardrobe and cabinet lock independently • Pedestal features two 12" drawers and locks independently of wardrobe • Includes four leveling glides • Cabinet features adjustable shelf • Units ship fully assembled 	Left	24 x 22 x 64"	UWFFC64L	<input type="checkbox"/>	<input type="checkbox"/>	<input type="checkbox"/>	152.0#
	Right	24 x 22 x 64"	UWFFC64R	<input type="checkbox"/>	<input type="checkbox"/>	<input type="checkbox"/>	152.0#
 <p>left shown</p> <p>Wardrobe/Cabinet - Box/Box/File</p> <ul style="list-style-type: none"> • Wardrobe and cabinet lock independently • Pedestal features two 6" box drawers and one 12" file drawer • Includes four leveling glides • Cabinet features adjustable shelf • Units ship fully assembled 	Left	24 x 22 x 64"	UWBBFC64L	<input type="checkbox"/>	<input type="checkbox"/>	<input type="checkbox"/>	157.0#
	Right	24 x 22 x 64"	UWBBFC64R	<input type="checkbox"/>	<input type="checkbox"/>	<input type="checkbox"/>	157.0#

A **B** **C** **D**

HOW TO ORDER

Indicate the following information on order form:

1. Quantity of each item.
2. Model number, including options. See "How To Build a Model Number".
3. Any special service required.

Note: • The indicates that a choice is required.
 • The absence of the indicates that no choice is required.
 • Alpha-numeric characters in place of indicate that no other alternatives are available.

HOW TO BUILD A MODEL NUMBER

- A** Select basic model.
- B** Select unit color.
Refer to color addendum at ki.com or KI Fabrics & Finishes binder.
All white and metallic paints require an upcharge. Please see upcharge column.
- C** Select key option.

KS	- Key standard
NLC	- No lock core
KA	- Key alike
- D** Select pull style.

USP	- U-Series Pull (Standard)
CZP	- Connection Zone Pull

INFORMATION

Accessories
See accessory section for accessories that can be ordered separately.

Weights
Figures provided are approximate and reflect packaged product without additional accessories.



U-Series® Wardrobe Towers

64" High Cabinet

Delivered Pricing

\$ 1471
1471

Whites & All Metallics Upcharge

\$ 141
141

\$ 1507
1507

\$ 141
141

SPECIAL SERVICES

Special Carton Marking

With specially marked information N/C

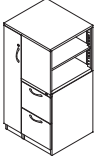
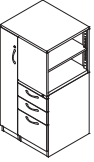
Shipping

Shipped **assembled freight prepaid f.o.b. Pembroke, Ontario K8A 0E1** factory. Freight class #70.

Specifications and prices are subject to change without prior notice.

U-Series® Wardrobe Towers

48" High Side Access Bookcase

MODEL	Features	W x D x H	MODEL NUMBER				Approx. Packaged Weight
			Basic Model	Unit Color	Key Option	Pull Style	
 <p>left shown</p> <p>Wardrobe/Side Access Bookcase - File/File</p> <ul style="list-style-type: none"> • Pedestal features two 12" drawers and locks independently of wardrobe • Includes four leveling glides • Bookcase features adjustable shelf • Units ship fully assembled 	Left	24 x 22 x 48"	UWFFB48L	<input type="checkbox"/>	<input type="checkbox"/>	<input type="checkbox"/>	120.0#
	Right	24 x 22 x 48"	UWFFB48R	<input type="checkbox"/>	<input type="checkbox"/>	<input type="checkbox"/>	120.0#
 <p>left shown</p> <p>Wardrobe/Side Access Bookcase - Box/Box/File</p> <ul style="list-style-type: none"> • Pedestal features two 6" box drawers and one 12" file drawer • Includes four leveling glides • Bookcase features adjustable shelf • Units ship fully assembled 	Left	24 x 22 x 48"	UWBBFB48L	<input type="checkbox"/>	<input type="checkbox"/>	<input type="checkbox"/>	125.0#
	Right	24 x 22 x 48"	UWBBFB48R	<input type="checkbox"/>	<input type="checkbox"/>	<input type="checkbox"/>	125.0#

A **B** **C** **D**

HOW TO ORDER

Indicate the following information on order form:

1. Quantity of each item.
2. Model number, including options. See "How To Build a Model Number".
3. Any special service required.

Note:

- The indicates that a choice is required.
- The absence of the indicates that no choice is required.
- Alpha-numeric characters in place of indicate that no other alternatives are available.

HOW TO BUILD A MODEL NUMBER

- A** Select basic model.
- B** Select unit color.
Refer to color addendum at ki.com or KI Fabrics & Finishes binder.
All white and metallic paints require an upcharge. Please see upcharge column.
- C** Select key option.

KS	- Key standard
NLC	- No lock core
KA	- Key alike
- D** Select pull style.

USP	- U-Series Pull (Standard)
CZP	- Connection Zone Pull

INFORMATION

Accessories

See accessory section for accessories that can be ordered separately.

Weights

Figures provided are approximate and reflect packaged product without additional accessories.



U-Series® Wardrobe Towers

48" High Side Access Bookcase

Delivered Pricing	Whites & All Metallics Upcharge
\$ 1365	\$ 94
1365	94
\$ 1383	\$ 94
1383	94

SPECIAL SERVICES

Special Carton Marking

With specially marked information N/C

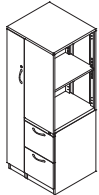
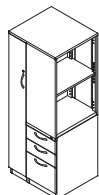
Shipping

Shipped **assembled freight prepaid f.o.b. Pembroke, Ontario K8A 0E1** factory. Freight class #70.

Specifications and prices are subject to change without prior notice.

U-Series® Wardrobe Towers

64" High Side Access Bookcase

MODEL	Features	W x D x H	MODEL NUMBER				Approx. Packaged Weight
			Basic Model	Unit Color	Key Option	Pull Style	
 <p>left shown</p> <p>Wardrobe/Side Access Bookcase - File/File</p> <ul style="list-style-type: none"> • Pedestal features two 12" drawers and locks independently of wardrobe • Includes four leveling glides • Bookcase features adjustable shelf • Units ship fully assembled 	Left	24 x 22 x 64"	UWFFB64L	<input type="checkbox"/>	<input type="checkbox"/>	<input type="checkbox"/>	155.0#
	Right	24 x 22 x 64"	UWFFB64R	<input type="checkbox"/>	<input type="checkbox"/>	<input type="checkbox"/>	155.0#
 <p>left shown</p> <p>Wardrobe/Side Access Bookcase - Box/Box/File</p> <ul style="list-style-type: none"> • Pedestal features two 6" box drawers and one 12" file drawer • Includes four leveling glides • Bookcase features adjustable shelf • Units ship fully assembled 	Left	24 x 22 x 64"	UWBBFB64L	<input type="checkbox"/>	<input type="checkbox"/>	<input type="checkbox"/>	160.0#
	Right	24 x 22 x 64"	UWBBFB64R	<input type="checkbox"/>	<input type="checkbox"/>	<input type="checkbox"/>	160.0#

PUSW

PUSW

A **B** **C** **D**

HOW TO ORDER

Indicate the following information on order form:

1. Quantity of each item.
2. Model number, including options. See "How To Build a Model Number".
3. Any special service required.

Note: • The indicates that a choice is required.

- The absence of the indicates that no choice is required.
- Alpha-numeric characters in place of indicate that no other alternatives are available.

HOW TO BUILD A MODEL NUMBER

- A** Select basic model.
- B** Select unit color.
Refer to color addendum at ki.com or KI Fabrics & Finishes binder.
All white and metallic paints require an upcharge. Please see upcharge column.
- C** Select key option.

KS	- Key standard
NLC	- No lock core
KA	- Key alike
- D** Select pull style.

USP	- U-Series Pull (Standard)
CZP	- Connection Zone Pull

INFORMATION

Accessories

See accessory section for accessories that can be ordered separately.

Weights

Figures provided are approximate and reflect packaged product without additional accessories.



U-Series® Wardrobe Towers

64" High Side Access Bookcase

Delivered Pricing	Whites & All Metallics Upcharge
\$ 1507	\$ 141
1507	141
\$ 1529	\$ 141
1529	141

SPECIAL SERVICES

Special Carton Marking

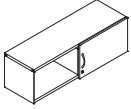
With specially marked information N/C

Shipping

Shipped **assembled freight prepaid f.o.b. Pembroke, Ontario K8A 0E1** factory. Freight class #70.

Specifications and prices are subject to change without prior notice.

U-Series® Overheads

MODEL	W x D x H	MODEL NUMBER				Approx. Packaged Weight
		Basic Model	Bracket	Unit Color	Key Option	
 <p>Sliding Door Overhead</p> <ul style="list-style-type: none"> Lockable sliding door extends slightly beyond the center of overhead Overhead accommodates standard binders 	35-3/4 x 14-3/8 x 14-7/16	USSDH36	<input type="checkbox"/> <input type="checkbox"/> <input type="checkbox"/>	<input type="checkbox"/> <input type="checkbox"/>	<input type="checkbox"/> <input type="checkbox"/> <input type="checkbox"/>	38.0#
	41-3/4 x 14-3/8 x 14-7/16	USSDH42	<input type="checkbox"/> <input type="checkbox"/> <input type="checkbox"/>	<input type="checkbox"/> <input type="checkbox"/>	<input type="checkbox"/> <input type="checkbox"/> <input type="checkbox"/>	42.0#
	47-3/4 x 14-3/8 x 14-7/16	USSDH48	<input type="checkbox"/> <input type="checkbox"/> <input type="checkbox"/>	<input type="checkbox"/> <input type="checkbox"/>	<input type="checkbox"/> <input type="checkbox"/> <input type="checkbox"/>	47.0#
	53-3/4 x 14-3/8 x 14-7/16	USSDH54	<input type="checkbox"/> <input type="checkbox"/> <input type="checkbox"/>	<input type="checkbox"/> <input type="checkbox"/>	<input type="checkbox"/> <input type="checkbox"/> <input type="checkbox"/>	52.0#
	59-3/4 x 14-3/8 x 14-7/16	USSDH60	<input type="checkbox"/> <input type="checkbox"/> <input type="checkbox"/>	<input type="checkbox"/> <input type="checkbox"/>	<input type="checkbox"/> <input type="checkbox"/> <input type="checkbox"/>	57.0#
			A	B	C	D

USSDO

HOW TO ORDER

Indicate the following information on order form:

- Quantity of each item.
- Model number, including options. See "How To Build a Model Number".
- Any special service required.

Note:

- The indicates that a choice is required.
- The absence of the indicates that no choice is required.
- Alpha-numeric characters in place of indicate that no other alternatives are available.

HOW TO BUILD A MODEL NUMBER

A Select basic model.

B Select bracket type.

3K	- System 3000 mounted
UN	- Unite mounted
UN/UM	- Unite upmount
WW/LB	- WireWorks mounted on load bar
WW/OM12	- WireWorks off module mount w/12" high top tile
WW/OM18	- WireWorks off module mount w/18" high top tile
WW/PM	- WireWorks standard panel mounted in full-post
WW/UM	- WireWorks up-mount brackets

C Select unit color.

Refer to color addendum at ki.com or KI Fabrics & Finishes binder.
All white and metallic paints require an upcharge. Please see upcharge column.

D Select key option.

KS	- Key standard
NLC	- No lock core
KA	- Key alike

INFORMATION

Weights

Figures provided are approximate and reflect packaged product without additional accessories.



U-Series® Overheads

Delivered Pricing	Whites & All Metalics Upcharge
\$ 491	\$ 58
525	58
557	58
638	58
682	58

SPECIAL SERVICES

Special Carton Marking

With specially marked information N/C

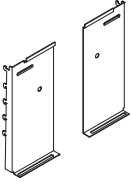
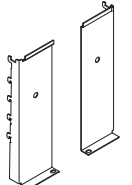
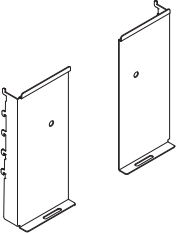
Shipping

Shipped **assembled freight prepaid f.o.b. Manitowoc, Wisconsin 54220** factory. Freight class #70.

Specifications and prices are subject to change without prior notice.

U-Series® Storage and Accessories

Overhead Accessories

	MODEL	MODEL NUMBER	
		Basic Model	Approx. Packaged Weight
 <p>U-Series Overhead On-Module Mounting Bracket for System 3000</p> <ul style="list-style-type: none"> • Sold in pairs • Mounts into slots in vertical frame posts • Black only • Allows for vertical adjustment in 1" increments 	46.8177.SET	5.0#	
HRDPT			
 <p>U-Series Overhead On-Module Mounting Bracket for Unite</p> <ul style="list-style-type: none"> • Sold in pairs • Mounts into slots in vertical posts • Black only • Allows for vertical adjustment in 1" increments 	48.0222.SET	5.0#	
HRDPT			
 <p>U-Series Overhead On-Module Mounting Bracket in Full Post for WireWorks</p> <ul style="list-style-type: none"> • Sold in pairs • Mounts into slots in vertical posts • Black only • Allows for vertical adjustment in 1" increments 	46.8179.SET	5.0#	
HRDPT			

A

HOW TO ORDER

Indicate the following information on order form:

1. Quantity of each item.
2. Model number, including options. See "How To Build a Model Number".
3. Any special service required.

Note:

- The indicates that a choice is required.
- The absence of the indicates that no choice is required.
- Alpha-numeric characters in place of indicate that no other alternatives are available.

HOW TO BUILD A MODEL NUMBER

A Select basic model.



U-Series® Storage and Accessories

Overhead Accessories

Delivered
Pricing

\$ 152

\$ 152

\$ 152

SPECIAL SERVICES

Special Carton Marking

With specially marked information N/C

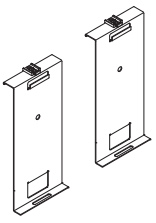
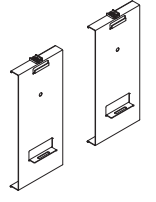
Shipping

Shipped **assembled freight prepaid**
f.o.b. Manitowoc, Wisconsin 54220 factory.
Freight class #70.

Specifications and prices are subject to
change without prior notice.

U-Series® Storage and Accessories

Overhead Accessories

MODEL	MODEL NUMBER	
	Basic Model	Approx. Packaged Weight
 <p>U-Series Overhead Off Module Mounting Bracket w/12" High Top Tile for WireWorks</p> <ul style="list-style-type: none"> • Sold in pairs • Black only • Attaches to horizontal rail between tiles or top cap 	46.8181.SET	5.0#
HRDPT		
 <p>U-Series Overhead Off Module Mounting Bracket w/18" High Top Tile for WireWorks</p> <ul style="list-style-type: none"> • Sold in pairs • Black only • Attaches to horizontal rail between tiles or top cap 	46.8183.SET	5.0#
HRDPT		

A

HOW TO ORDER

Indicate the following information on order form:

1. Quantity of each item.
2. Model number, including options. See "How To Build a Model Number".
3. Any special service required.

Note:

- The indicates that a choice is required.
- The absence of the indicates that no choice is required.
- Alpha-numeric characters in place of indicate that no other alternatives are available.

HOW TO BUILD A MODEL NUMBER

A Select basic model.



U-Series® Storage and Accessories

Overhead Accessories

Delivered
Pricing
\$ 152

\$ 152

SPECIAL SERVICES

Special Carton Marking

With specially marked information N/C

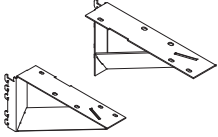
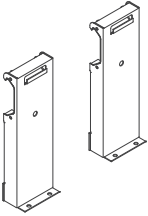
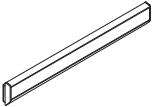
Shipping

Shipped **assembled freight prepaid**
f.o.b. Manitowoc, Wisconsin 54220 factory.
Freight class #70.

Specifications and prices are subject to
change without prior notice.

U-Series® Storage and Accessories

Overhead Accessories

	MODEL	L	MODEL NUMBER		Approx. Packaged Weight
			Basic Model	Powdercoat Color	
 <p>HRDPT</p>	U-Series Overhead Upmount Brackets for Unite or WireWorks <ul style="list-style-type: none"> Sold in pairs Mounts into slots in vertical posts Uses 8" of slot space at top of panel Overhead extends 15" above top cap Fasteners and allen wrench included 		48.0236.12.S	<input type="checkbox"/>	7.0#
 <p>HRDPT</p>	U-Series Overhead Load Bar Brackets for Unite or Wireworks <ul style="list-style-type: none"> Sold in pairs Load Bar mounted overheads hang from an externally mounted load bar Load Bar purchased separately 		46.8186.SET	<input type="checkbox"/>	5.0#
 <p>HRDPT</p>	Wall Mounted Load Bar for Unite or WireWorks <ul style="list-style-type: none"> Supports overhead storage on drywall or other non-panel application Requires Load Bar Brackets to support overhead- sold separate 	24"	SWLB.24	<input type="checkbox"/>	5.0#
		30"	SWLB.30	<input type="checkbox"/>	6.0#
		36"	SWLB.36	<input type="checkbox"/>	7.0#
		42"	SWLB.42	<input type="checkbox"/>	8.0#
		48"	SWLB.48	<input type="checkbox"/>	10.0#
		60"	SWLB.60	<input type="checkbox"/>	12.0#
		66"	SWLB.66	<input type="checkbox"/>	13.0#
		72"	SWLB.72	<input type="checkbox"/>	14.0#
		84"	SWLB.84	<input type="checkbox"/>	17.0#
		96"	SWLB.96	<input type="checkbox"/>	19.0#

A **B**

HOW TO ORDER

Indicate the following information on order form:

- Quantity of each item.
- Model number, including options. See "How To Build a Model Number".
- Any special service required.

Note:

- The indicates that a choice is required.
- The absence of the indicates that no choice is required.
- Alpha-numeric characters in place of indicate that no other alternatives are available.

HOW TO BUILD A MODEL NUMBER

- A** Select basic model.
- B** Select powdercoat color. Refer to color addendum at ki.com or KI Fabrics & Finishes binder.



U-Series® Storage and Accessories

Overhead Accessories

Delivered
Pricing
\$ 254

\$ 190

\$ 111
119
121
133
138
164
166
173
268
280

SPECIAL SERVICES

Special Carton Marking

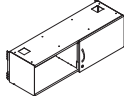

With specially marked information N/C

Shipping

Shipped **assembled freight prepaid**
f.o.b. Manitowoc, Wisconsin 54220 factory.
Freight class #70.

Specifications and prices are subject to
change without prior notice.

U-Series® Underhead Storage

	MODEL	D x W x H	MODEL NUMBER				Approx. Packaged Weight
			Basic Model	Direction	Unit Color	Key Option	
 <p>UHS</p>	Underhead Storage <ul style="list-style-type: none"> Underhead storage units mount below worksurface Underhead accommodates standard binders Storage units include holes in top and bottom for cord drop in conjunction with grommets Includes brackets for attachment; legs may be specified separately if desired Lockable sliding door extends slightly beyond the center of storage unit 	35-3/4 x 14-3/8 x 14-7/8	UHS36		<input type="checkbox"/>	<input type="checkbox"/>	38.0#
		41-3/4 x 14-3/8 x 14-7/8	UHS42		<input type="checkbox"/>	<input type="checkbox"/>	42.0#
		47-3/4 x 14-3/8 x 14-7/8	UHS48		<input type="checkbox"/>	<input type="checkbox"/>	47.0#
		59-3/4 x 14-3/8 x 14-7/8	UHS60		<input type="checkbox"/>	<input type="checkbox"/>	52.0#
		71-3/4 x 14-3/8 x 14-7/8	UHS72		<input type="checkbox"/>	<input type="checkbox"/>	57.0#
 <p>UHSL</p>	Underhead Storage Support Leg <ul style="list-style-type: none"> May be used in place of return Size noted does not reflect attachment brackets 	1-1/2 x 13-7/8 x 13-5/16"	UHSL	<input type="checkbox"/>	<input type="checkbox"/>	8.6#	

A **B** **C** **D**

HOW TO ORDER

Indicate the following information on order form:

- Quantity of each item.
- Model number, including options. See "How To Build a Model Number".
- Any special service required.

Note:

- The indicates that a choice is required.
- The absence of the indicates that no choice is required.
- Alpha-numeric characters in place of indicate that no other alternatives are available.

HOW TO BUILD A MODEL NUMBER

- A** Select basic model.
- B** Select placement of leg.

L	- Left
R	- Right
- C** Select unit color. Refer to color addendum at ki.com or KI Fabrics & Finishes binder. All white and metallic paints require an upcharge. Please see upcharge column.
- D** Select key option.

KS	- Key standard
NLC	- No lock core
KA	- Key alike



U-Series® Underhead Storage

Delivered Pricing	Whites & All Metalics Upcharge
\$ 491	\$ 58
525	58
557	58
638	58
682	58
\$ 123	\$ 10

SPECIAL SERVICES

Special Carton Marking

With specially marked information N/C

Shipping

Shipped **assembled freight prepaid f.o.b. Manitowoc, Wisconsin 54220** factory. Freight class #70.

Specifications and prices are subject to change without prior notice.

Index

Model No.	Description	Page	Model No.	Description	Page
2.KP20522	Lateral File Accessories: P-Series Keys	10	UWFFC48L	48" High Cabinet: Wardrobe/Cabinet - File/File	34
3K24	Pedestal Accessories: Pedestal Bracket	22	UWFFC64L	64" High Cabinet: Wardrobe/Cabinet - File/File	36
46.8177.SET	Overhead Accessories: U-Series® Overhead On-Module Mounting Bracket for System 3000	44			
46.8179.SET	Overhead Accessories: U-Series® Overhead On-Module Mounting Bracket in Full Post for WireWorks	44			
46.8181.SET	Overhead Accessories: U-Series® Overhead Off Module Mounting Bracket w/12" High Top Tile for WireWorks	46			
46.8183.SET	Overhead Accessories: U-Series® Overhead Off Module Mounting Bracket w/18" High Top Tile for WireWorks	46			
46.8186.SET	Overhead Accessories: U-Series® Overhead Load Bar Brackets for Unite or Wireworks	48			
48.0222.SET	Overhead Accessories: U-Series® Overhead On-Module Mounting Bracket for Unite	44			
48.0236.12.S	Overhead Accessories: U-Series® Overhead Upmount Brackets for Unite or WireWorks	48			
PDCU/17	Pedestal Accessories: Cushioned Seat for Mobile Pedestal	24			
S7L/3018T	Laminate Tops: Laminate Top for Side-by-Side Units	8			
S7L/3036T	Laminate Tops: Laminate Top for Back-to-Back Units	8			
S7L/33412DV	Lateral File Accessories: Plate Dividers	10			
S7L/334FBK	Lateral File Accessories: Type "K" Folder Bars	10			
S7P/D12	Pedestal Accessories: Hanging Folder Partition	28			
S7P/D6	Pedestal Accessories: 6" Partition	28			
S7P/PENTRAY	Pedestal Accessories: Pencil Tray	28			
SWLB.24	Overhead Accessories: Wall Mounted Load Bar for Unite or WireWorks	48			
UC36	Freestanding Credenzas: 36" Wide	30			
UC42	Freestanding Credenzas: 42" Wide	30			
UDP302D	Double Pedestals Worksurface Supporting: 30" Wide, 2 High	18			
UHS36	: Underhead Storage	50			
UHSL	: Underhead Storage Support Leg	50			
UL/302D	Lateral Files: 27" File, 2 High	6			
UL/303D	Lateral Files: 39-1/4" File, 3 High	6			
UL/304D	Lateral Files: 51-1/2" File, 4 High	6			
UL/305RD	Lateral Files: 63-3/4" File, 5 High	6			
UL/CBW35	Lateral File Accessories: Counterbalance	10			
ULP20FBBF	Freestanding: Pedestal - BBF	14			
ULP20FFF	Freestanding: Pedestal - FF	14			
ULP20MBBF	Mobile: Pedestal - BBF	12			
ULP20MBF	Mobile: Pedestal - MBF	12			
ULP20MFF	Mobile: Pedestal - FF	12			
ULP20WBFF	Worksurface Supporting: Pedestal - Box/Box/File	16			
ULP20WFF	Worksurface Supporting: Pedestal - File/File	16			
USP1715T	Pedestal Accessories: Laminate Tops	20			
USPCBW21	Pedestal Accessories: Counterbalance Weight	26			
USPCBW25	Pedestal Accessories: Counterbalance Weight	26			
USPCBW36	Pedestal Accessories: Counterbalance Weight	26			
USPCK	Pedestal Accessories: Caster Kit	26			
USPGK	Pedestal Accessories: Glide Kit	26			
USSDH36	: Sliding Door Overhead	42			
UWBBFB48L	48" High Side Access Bookcase: Wardrobe/Side Access Bookcase - Box/Box/File	38			
UWBBFB64L	64" High Side Access Bookcase: Wardrobe/Side Access Bookcase - Box/Box/File	40			
UWBBFC48L	48" High Cabinet: Wardrobe/Cabinet - Box/Box/File	34			
UWBBFC64L	64" High Cabinet: Wardrobe/Cabinet - Box/Box/File	36			
UWCT1536	Laminate Tops: U-Series® Credenza-Laminate Tops	32			
UWFFB48L	48" High Side Access Bookcase: Wardrobe/Side Access Bookcase - File/File	38			
UWFFB64L	64" High Side Access Bookcase: Wardrobe/Side Access Bookcase - File/File	40			



KI
1330 Bellevue Street
P.O. Box 8100
Green Bay, Wisconsin 54308-8100
1-800-424-2432
www.ki.com

KI and Furnishing Knowledge
are registered trademarks
of Krueger International, Inc.

© 2011 KI
All Rights Reserved.
Litho in USA.
Code KI-11539R1/KI/VL/211

Printed using only water-based inks,
including metallics. Please recycle.