

JANUARY 2017 PRICELIST **USD**

## EMECO PRODUCT INDEX


NAVY COLLECTION	3
1006 NAVY	3
111 NAVY with COCA-COLA	3
1104 NAVY LIBRARY	4
NAVAL OFFICER UPHOLSTERED	4 - 5
1951 by BMW	6
20-06 by NORMAN FOSTER	7 - 8
ALFI by JASPER MORRISON	9 - 11
BROOM by PHILIPPE STARCK	12
CAFÉ TABLE by PHILIPPE STARCK	13
EMECO STOOL by PHILIPPE STARCK	14
EMECO OCCASIONAL TABLE	14
HERITAGE by PHILIPPE STARCK	15
HUDSON by PHILIPPE STARCK	16
ICON by PHILIPPE STARCK	17
KONG by PHILIPPE STARCK	18
LANCASTER by MICHAEL YOUNG	19 - 22
NINE-0 by ETTORE SOTTASS	23 - 24
PARRISH by KONSTANTIN GRIC	25 - 27
RUN by SAM HECHT and KIM COLIN	28 - 33
SEZZ by CHRISTOPHE PILLET	34
SOSO by JEAN NOUVEL	35
SU by NENDO	36 - 41
SUPERLIGHT by FRANK GEHRY	42
TABLE LEGS by PHILIPPE STARCK	42
SEAT PADS	43
Color samples	44 - 49
Emeco warranty	50
Environmental statement	51

THE NAVY CHAIR IS PROTECTED BY TRADE DRESS UNDER U.S. TRADEMARK REGISTRATION 2511360  
EUROPEAN TRADEMARK REGISTRATION 008937013

**NAVY CHAIR**

W: 15.5" D: 19.5" H: 34" SH: 18" 1006  
W: 39cm D: 50cm H: 86cm SH: 46cm 1006-P  
WT: 7lb 3.18kg

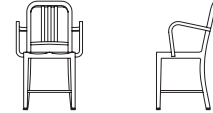
**\$ 560** Hand-brushed  
**\$ 1495** Hand-polished



**NAVY ARMCHAIR**

W: 20.75" D: 19.5" H: 34" SH: 18" 1006-A  
W: 53cm D: 50cm H: 86cm SH: 46cm 1006-AP  
WT: 8.5lb 3.86kg

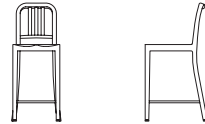
**\$ 725** Hand-brushed  
**\$ 1560** Hand-polished



**NAVY COUNTER STOOL**

W: 15.5" D: 19.5" H: 37" SH: 24" 1006-24  
W: 43cm D: 50cm H: 94cm SH: 61cm 1006-24P  
WT: 7.5lb 3.40kg

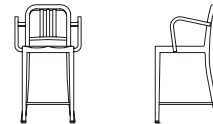
**\$ 870** Hand-brushed  
**\$ 1965** Hand-polished



**NAVY COUNTER STOOL WITH ARMS**

W: 20.75" D: 19.5" H: 37" SH: 24" 1006-24A  
W: 53cm D: 50cm H: 94cm SH: 61cm 1006-24AP  
WT: 8.5lb 3.86kg

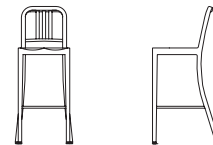
**\$ 980** Hand-brushed  
**\$ 2085** Hand-polished



**NAVY BARSTOOL**

W: 18" D: 21.25" H: 43" SH: 30" 1006-30  
W: 46cm D: 54cm H: 109cm SH: 76cm 1006-30P  
WT: 8lb 3.63kg

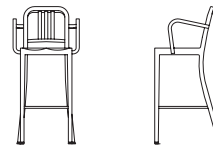
**\$ 870** Hand-brushed  
**\$ 1965** Hand-polished



**NAVY BARSTOOL WITH ARMS**

W: 20.75" D: 21.25" H: 43" SH: 30" 1006-30A  
W: 53cm D: 54cm H: 109cm SH: 76cm 1006-30AP  
WT: 9.5lb 4.31kg

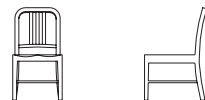
**\$ 980** Hand-brushed  
**\$ 2085** Hand-polished



**NAVY CHILD'S CHAIR**

W: 15.5" D: 19.5" H: 29.5" SH: 14.75" 1006-C  
W: 39cm D: 50cm H: 79.9cm SH: 37.5cm  
WT: 6.8lb 3kg

**\$ 560** Hand-brushed

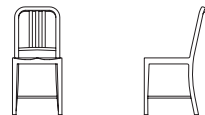


AVAILABLE IN BRUSHED ONLY.

**111 NAVY CHAIR**

W: 15.5" D: 19.5" H: 34" SH: 18" 111N-RED  
W: 39cm D: 50cm H: 86cm SH: 46cm 111N-SNOW  
WT: 12.5lb 5.7kg 111N-FLINT  
111N-CHARCOAL  
111N-PERSIMMON  
111N-GRASS

**\$ 330** RED  
**\$ 330** SNOW WHITE  
**\$ 330** FLINT GRAY  
**\$ 330** CHARCOAL  
**\$ 330** PERSIMMON ORANGE  
**\$ 330** GRASS GREEN



PACKED TWO IN A BOX


rPET COLORS: RED (CAN BE USED OUTDOORS), SNOW WHITE (CAN BE USED OUTDOORS), FLINT GRAY (CAN BE USED OUTDOORS), CHARCOAL, PERSIMMON ORANGE, GRASS GREEN. MADE FROM 65% RECYCLED PET AND 35% GLASS FIBER AND PIGMENT (AT LEAST 111 RECYCLED BEVERAGE BOTTLES PER CHAIR).

THE NAVY CHAIR IS PROTECTED BY TRADE DRESS UNDER U.S. TRADEMARK REGISTRATION 2511360  
EUROPEAN TRADEMARK REGISTRATION 008937013

**NAVY CHAIR WITH NATURAL WOOD SEAT**

W: 16.5" D: 20" H: 34" SH: 18" 1104 **\$ 890** Hand-brushed  
W: 42cm D: 51cm H: 86cm SH: 46cm 1104-P **\$ 1735** Hand-polished  
WT: 10.5lb 4.75kg

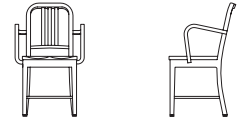
CARVED SOLID WOOD SEAT, NATURAL FINISH: ASH, CHERRY AND WALNUT



**NAVY ARMCHAIR WITH NATURAL WOOD SEAT**

W: 20.75" D: 20" H: 34" SH: 18" 1104-A **\$ 995** Hand-brushed  
W: 53cm D: 51cm H: 86cm SH: 46cm 1104-AP **\$ 1920** Hand-polished  
WT: 12lb 5.44kg

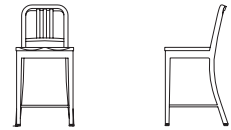
CARVED SOLID WOOD SEAT, NATURAL FINISH: ASH, CHERRY AND WALNUT



**NAVY COUNTER STOOL WITH NATURAL WOOD SEAT**

W: 18" D: 19.5" H: 37" SH: 24" 1104-24 **\$ 1165** Hand-brushed  
W: 46cm D: 50cm H: 94cm SH: 61cm 1104-24-P **\$ 2245** Hand-polished  
WT: 11lb 4.97kg

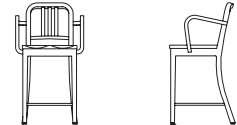
CARVED SOLID WOOD SEAT, NATURAL FINISH: ASH, CHERRY AND WALNUT



**NAVY COUNTER STOOL WITH ARMS AND NATURAL WOOD SEAT**

W: 20.75" D: 20" H: 37" SH: 24" 1104-24A **\$ 1255** Hand-brushed  
W: 53cm D: 51cm H: 94cm SH: 61cm 1104-24-AP **\$ 2355** Hand-polished  
WT: 12lb 5.44kg

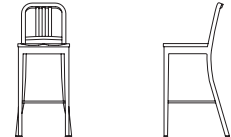
CARVED SOLID WOOD SEAT, NATURAL FINISH: ASH, CHERRY AND WALNUT



**NAVY BARSTOOL WITH NATURAL WOOD SEAT**

W: 20.75" D: 21.25" H: 43" SH: 30" 1104-30 **\$ 1165** Hand-brushed  
W: 46cm D: 54cm H: 109cm SH: 76cm 1104-30-P **\$ 2245** Hand-polished  
WT: 11.5lb 5.21kg

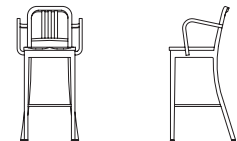
CARVED SOLID WOOD SEAT, NATURAL FINISH: ASH, CHERRY AND WALNUT



**NAVY BARSTOOL WITH ARMS AND NATURAL WOOD SEAT**

W: 20.75" D: 21.25" H: 43" SH: 30" 1104-30A **\$ 1255** Hand-brushed  
W: 53cm D: 54cm H: 109cm SH: 76cm 1104-30-AP **\$ 2355** Hand-polished  
WT: 13lb 5.89kg


CARVED SOLID WOOD SEAT, NATURAL FINISH: ASH, CHERRY AND WALNUT



**NAVY UPHOLSTERED CHAIR**

W: 17.5" D: 21.25" H: 33" SH: 18" 1002 **\$ 1065** Hand-brushed  
W: 44cm D: 55cm H: 84cm SH: 46cm 1002-P **\$ 2130** Hand-polished  
WT: 12.25lb 5.56kg

UPHOLSTERY: BLACK VINYL OR C.O.M./C.O.L. FIRE RETARDANT FOAM, C.O.M.: 1yd C.O.L.: 15sq ft

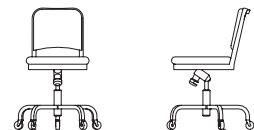


**NAVY UPHOLSTERED SWIVEL CHAIR**

W: 24" D: 24" H: 31-33.5" SH: 17.5-20" 1002-SW **\$ 1130** Hand-brushed  
W: 61cm D: 61cm H: 79-85cm SH: 44.5-51cm 1002-SWP **\$ 2235** Hand-polished  
WT: 12.25lb 5.56kg

UPHOLSTERY: BLACK VINYL OR C.O.M./C.O.L. FIRE RETARDANT FOAM, C.O.M.: 1yd C.O.L.: 15sq ft

BASE: BRUSHED, POLISHED ALUMINUM WITH SWIVEL/TILT, TENSION AND PNEUMATIC HEIGHT ADJUSTMENT



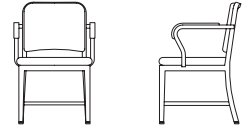
GLIDES: SOFT PLASTIC TPU GLIDES AS STANDARD.

OPTIONS. ORIGINAL 1006 NAVY METAL GLIDE WITH A LEXAN CAP ADD \$20 PER ITEM. GLIDES WITH INTEGRATED FELT ADD \$16 PER ITEM. SOUND ATTENUATION PAD UNDER SEAT ADD \$30

**NAVY UPHOLSTERED ARMCHAIR**

W: 22" D: 22.25" H: 33" SH: 18" 1001 **\$ 1130** Hand-brushed  
 W: 56cm D: 57cm H: 84cm SH: 46cm 1001-P **\$ 2235** Hand-polished  
 WT: 15.25lb 6.92kg

UPHOLSTERY: BLACK VINYL OR C.O.M./C.O.L. FIRE RETARDANT FOAM. C.O.M.: 1yd C.O.L.: 15sq ft

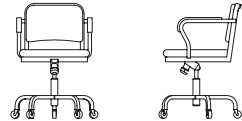


**NAVY UPHOLSTERED SWIVEL ARMCHAIR**

W: 24" D: 24" H: 31-33.5" SH: 17.5-20" 1001-SW **\$ 1285** Hand-brushed  
 W: 61cm D: 61cm H: 79-85cm SH: 44.5-51cm 1001-SWP **\$ 2550** Hand-polished  
 WT: 28lb 12.70kg

UPHOLSTERY: BLACK VINYL OR C.O.M./C.O.L. FIRE RETARDANT FOAM. C.O.M.: 1yd C.O.L.: 15sq ft

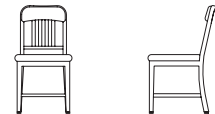
BASE: BRUSHED, POLISHED ALUMINUM WITH SWIVEL/TILT, TENSION AND PNEUMATIC HEIGHT ADJUSTMENT



**NAVY SEMI-UPHOLSTERED CHAIR**

W: 17.5" D: 21.5" H: 33" SH: 18" 1022 **\$ 1065** Hand-brushed  
 W: 44cm D: 55cm H: 84cm SH: 46cm 1022-P **\$ 2130** Hand-polished  
 WT: 12lb 5.44kg

UPHOLSTERY: BLACK VINYL OR C.O.M./C.O.L. FIRE RETARDANT FOAM. C.O.M.: 1yd C.O.L.: 15sq ft

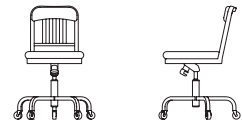


**NAVY SEMI-UPHOLSTERED SWIVEL CHAIR**

W: 24" D: 24" H: 31-33.5" SH: 17.5-20" 1022-SW **\$ 1130** Hand-brushed  
 W: 61cm D: 61cm H: 79-85cm SH: 44.5-51cm 1022-SWP **\$ 2235** Hand-polished  
 WT: 24.25lb 11kg

UPHOLSTERY: BLACK VINYL OR C.O.M./C.O.L. FIRE RETARDANT FOAM. C.O.M.: 1yd C.O.L.: 15sq ft

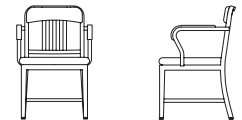
BASE: BRUSHED, POLISHED ALUMINUM WITH SWIVEL/TILT, TENSION AND PNEUMATIC HEIGHT ADJUSTMENT



**NAVY SEMI-UPHOLSTERED ARMCHAIR**

W: 22" D: 22.25" H: 33" SH: 18" 1011 **\$ 1130** Hand-brushed  
 W: 56cm D: 57cm H: 84cm SH: 46cm 1011-P **\$ 2235** Hand-polished  
 WT: 15lb 6.80kg

UPHOLSTERY: BLACK VINYL OR C.O.M./C.O.L. FIRE RETARDANT FOAM. C.O.M.: 1yd C.O.L.: 15sq ft

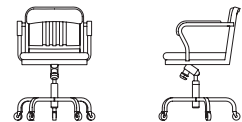


**NAVY SEMI-UPHOLSTERED SWIVEL ARMCHAIR**

W: 24" D: 24" H: 31-33.5" SH: 17.5-20" 1011-SW **\$ 1285** Hand-brushed  
 W: 61cm D: 61cm H: 79-85cm SH: 44.5-51cm 1011-SWP **\$ 2550** Hand-polished  
 WT: 27.25lb 12.36kg

UPHOLSTERY: BLACK VINYL OR C.O.M./C.O.L. FIRE RETARDANT FOAM. C.O.M.: 1yd C.O.L.: 15sq ft

BASE: BRUSHED, POLISHED ALUMINUM WITH SWIVEL/TILT, TENSION AND PNEUMATIC HEIGHT ADJUSTMENT



## 1951™ STACKING CHAIR

W: 18.5" D: 20.25" H: 30.25" SH: 18"

W: 47cm D: 51cm H: 77cm SH: 46cm

WT: 8lb 3.6kg WT/LAMINATE: 8.5lb 3.85kg

1951

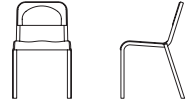
1951-CAL133

1951-W

**\$ 435** Hand-brushed/ABS

**\$ 500** Hand-brushed/FIRE RETARDANT ABS

**\$ 600** Hand-brushed/LAMINATE



AVAILABLE IN BRUSHED ALUMINUM ONLY  
ABS COLORS: WHITE (CAN BE USED OUTDOORS), GRAY (CAN BE USED OUTDOORS),  
NAVY BLUE, RED, GREEN, YELLOW AND BLACK (BLACK AVAILABLE IN FIRE RETARDANT  
COMPOSITION TO MEET CAL. 133 CODE)  
WOOD LAMINATE COLORS: ASH/WILSONART 7911-60,  
CHERRY/WILSONART 7054-60, MAHOGANY/WILSONART 7040A-60  
STACKS 6 HIGH

## 1951™ COUNTER STOOL

W: 18.5" D: 22.25" H: 35.25" SH: 24"

W: 47cm D: 56.6cm H: 89.5cm SH: 61cm

WT: 9.5lb 4.3kg WT/LAMINATE: 10lb 4.53kg

1951CTR-24

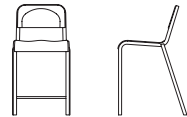
1951CTR-24CAL133

1951CTR-24W

**\$ 580** Hand-brushed/ABS

**\$ 645** Hand-brushed/FIRE RETARDANT ABS

**\$ 750** Hand-brushed/LAMINATE



AVAILABLE IN BRUSHED ALUMINUM ONLY  
ABS COLORS: WHITE (CAN BE USED OUTDOORS), GRAY (CAN BE USED OUTDOORS),  
NAVY BLUE, RED, GREEN, YELLOW AND BLACK (BLACK AVAILABLE IN FIRE RETARDANT  
COMPOSITION TO MEET CAL. 133 CODE)  
WOOD LAMINATE COLORS: ASH/WILSONART 7911-60,  
CHERRY/WILSONART 7054-60, MAHOGANY/WILSONART 7040A-60  
STACKS 6 HIGH

## 1951™ BARSTOOL

W: 18.5" D: 22.25" H: 41.25" SH: 30"

W: 47cm D: 56.6cm H: 104cm SH: 76cm

WT: 10lb 4.5kg WT/LAMINATE: 10.5lb 4.76kg

1951BAR-30

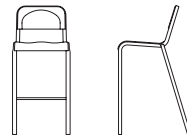
1951BAR-30CAL133

1951BAR-30W

**\$ 580** Hand-brushed/ABS

**\$ 645** Hand-brushed/FIRE RETARDANT ABS

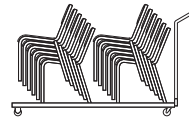
**\$ 750** Hand-brushed/LAMINATE



AVAILABLE IN BRUSHED ALUMINUM ONLY  
ABS COLORS: WHITE (CAN BE USED OUTDOORS), GRAY (CAN BE USED OUTDOORS),  
NAVY BLUE, RED, GREEN, YELLOW AND BLACK (BLACK AVAILABLE IN FIRE RETARDANT  
COMPOSITION TO MEET CAL. 133 CODE)  
WOOD LAMINATE COLORS: ASH/WILSONART 7911-60,  
CHERRY/WILSONART 7054-60, MAHOGANY/WILSONART 7040A-60  
STACKS 6 HIGH

## TROLLEY FOR 2 STACKS OF 1951™ CHAIRS

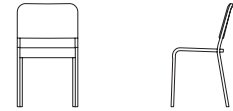
**\$ 845**



**20-06™ STACKING CHAIR**

W: 18.5" D: 19.5" H: 31.5" SH: 18" 2006  
W: 47cm D: 49.5cm H: 80cm SH: 46cm  
WT: 7lb 3.1kg

**\$ 690** Hand-brushed

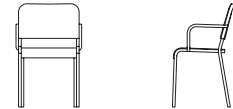


STACKS 12 HIGH

**20-06™ ARMCHAIR**

W: 18.5" D: 19.5" H: 31.5" SH: 18" 2006-A  
W: 47cm D: 49.5cm H: 80cm SH: 46cm  
WT: 8lb 3.6kg

**\$ 760** Hand-brushed

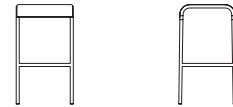


DOES NOT STACK

**20-06™ COUNTER STOOL**

W: 13.75" D: 14" H: 24" 2006-24  
W: 35cm D: 35.5cm H: 60cm  
WT: 7lb 3.1kg

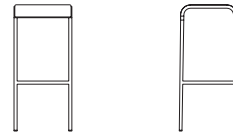
**\$ 625** Hand-brushed



**20-06™ BARSTOOL**

W: 13.75" D: 14" H: 30" 2006-30  
W: 35cm D: 35.5cm H: 76cm  
WT: 7lb 3.1kg

**\$ 625** Hand-brushed



**SEAT PAD (FOR CHAIRS AND STOOLS)**

UPHOLSTERY: BLACK VINYL OR C.O.M./C.O.L.  
C.O.M.: 5yd C.O.L.: 10sq ft

**\$ 150**

**\$ 170** FIRE RETARDANT

**BACK PAD (FOR CHAIRS)**

UPHOLSTERY: BLACK VINYL OR C.O.M./C.O.L.  
C.O.M.: 5yd C.O.L.: 10sq ft

**\$ 110**

**\$ 145** FIRE RETARDANT

**TROLLEY FOR 2 STACKS OF  
20-06™ CHAIRS**

**\$ 845**



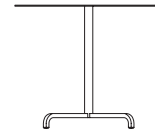
**20-06™ SQUARE CAFÉ TABLE**

W: 24" D: 24" H: 30" 2006CTSQ-24L  
W: 60cm D: 60cm H: 76cm 2006CTSQ-24A  
WT: 24lb 11kg

**\$ 1215** LAMINATE TOP, MATTE ALUMINUM EDGE

**\$ 1360** BRUSHED ALUMINUM TOP, OUTDOOR

BRUSHED ALUMINUM BASE, ADJUSTABLE GLIDES  
TOP: WHITE, BLACK OR GRAY LAMINATE, OR BRUSHED  
ALUMINUM FOR OUTDOOR USE



W: 30" D: 30" H: 30" 2006CTSQ-30L  
W: 76cm D: 76cm H: 76cm 2006CTSQ-30A  
WT: 27lb 12kg

**\$ 1450** LAMINATE TOP, MATTE ALUMINUM EDGE

**\$ 1580** BRUSHED ALUMINUM TOP, OUTDOOR

BRUSHED ALUMINUM BASE, ADJUSTABLE GLIDES  
TOP: WHITE, BLACK OR GRAY LAMINATE, OR BRUSHED  
ALUMINUM FOR OUTDOOR USE

W: 36" D: 36" H: 30" 2006CTSQ-36L  
W: 91cm D: 91cm H: 76cm 2006CTSQ-36A  
WT: 34lb 15.5kg

**\$ 1605** LAMINATE TOP, MATTE ALUMINUM EDGE

**\$ 1750** BRUSHED ALUMINUM TOP, OUTDOOR

BRUSHED ALUMINUM BASE, ADJUSTABLE GLIDES  
TOP: WHITE, BLACK OR GRAY LAMINATE, OR BRUSHED  
ALUMINUM FOR OUTDOOR USE

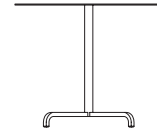
**\$ 680**

**BASE ONLY**

**20-06™ ROUND CAFÉ TABLE**

DIA: 24" H: 30" 2006CTRD-24L  
 DIA: 60cm H: 76cm 2006CTRD-24A  
 WT: 24lb 11kg  
 BRUSHED ALUMINUM BASE, ADJUSTABLE GLIDES  
 TOP: WHITE, BLACK OR GRAY LAMINATE, OR BRUSHED ALUMINUM FOR OUTDOOR USE

**\$ 1215** LAMINATE TOP, MATTE ALUMINUM EDGE  
**\$ 1360** BRUSHED ALUMINUM TOP, OUTDOOR



DIA: 30" H: 30" 2006CTRD-30L  
 DIA: 76cm H: 76cm 2006CTRD-30A  
 WT: 27lb 12kg  
 BRUSHED ALUMINUM BASE, ADJUSTABLE GLIDES  
 TOP: WHITE, BLACK OR GRAY LAMINATE, OR BRUSHED ALUMINUM FOR OUTDOOR USE

**\$ 1450** LAMINATE TOP, MATTE ALUMINUM EDGE  
**\$ 1580** BRUSHED ALUMINUM TOP, OUTDOOR

DIA: 36" H: 30" 2006CTRD-36L  
 DIA: 91cm H: 76cm 2006CTRD-36A  
 WT: 34lb 15.5kg  
 BRUSHED ALUMINUM BASE, ADJUSTABLE GLIDES  
 TOP: WHITE, BLACK OR GRAY LAMINATE, OR BRUSHED ALUMINUM FOR OUTDOOR USE

**\$ 1605** LAMINATE TOP, MATTE ALUMINUM EDGE  
**\$ 1750** BRUSHED ALUMINUM TOP, OUTDOOR

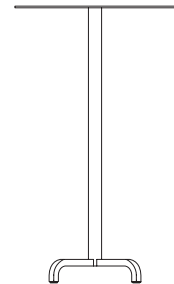
**BASE ONLY**

**\$ 680**

**20-06™ SQUARE BAR-HEIGHT TABLE**

W: 24" D: 24" H: 42" 2006BTSQ-24L  
 W: 60cm D: 60cm H: 106cm 2006BTSQ-24A  
 WT: 24lb 11kg  
 BRUSHED ALUMINUM BASE, ADJUSTABLE GLIDES  
 TOP: WHITE, BLACK OR GRAY LAMINATE, OR BRUSHED ALUMINUM FOR OUTDOOR USE

**\$ 1340** LAMINATE TOP, MATTE ALUMINUM EDGE  
**\$ 1480** BRUSHED ALUMINUM TOP, OUTDOOR



W: 30" D: 30" H: 42" 2006BTSQ-30L  
 W: 76cm D: 75cm H: 106cm 2006BTSQ-30A  
 WT: 27lb 12kg  
 BRUSHED ALUMINUM BASE, ADJUSTABLE GLIDES  
 TOP: WHITE, BLACK OR GRAY LAMINATE, OR BRUSHED ALUMINUM FOR OUTDOOR USE

**\$ 1625** LAMINATE TOP, MATTE ALUMINUM EDGE  
**\$ 1745** BRUSHED ALUMINUM TOP, OUTDOOR

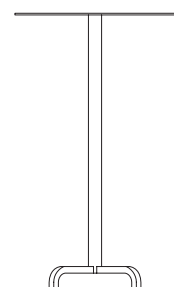
**BASE ONLY**

**\$ 680**

**20-06™ ROUND BAR-HEIGHT TABLE**

DIA: 24" H: 42" 2006BTRD-24L  
 DIA: 60cm H: 106cm 2006BTRD-24A  
 WT: 24lb 11kg  
 BRUSHED ALUMINUM BASE, ADJUSTABLE GLIDES  
 TOP: WHITE, BLACK OR GRAY LAMINATE, OR BRUSHED ALUMINUM FOR OUTDOOR USE

**\$ 1340** LAMINATE TOP, MATTE ALUMINUM EDGE  
**\$ 1480** BRUSHED ALUMINUM TOP, OUTDOOR



DIA: 30" H: 42" 2006BTRD-30L  
 DIA: 76cm H: 106cm 2006BTRD-30A  
 WT: 27lb 12kg  
 BRUSHED ALUMINUM BASE, ADJUSTABLE GLIDES  
 TOP: WHITE, BLACK OR GRAY LAMINATE, OR BRUSHED ALUMINUM FOR OUTDOOR USE

**\$ 1625** LAMINATE TOP, MATTE ALUMINUM EDGE  
**\$ 1745** BRUSHED ALUMINUM TOP, OUTDOOR

**BASE ONLY**

**\$ 725**

**GLIDES:** SOFT PLASTIC TPU GLIDES AS STANDARD.

**OPTIONS:** LEXAN GLIDES FOR CARPET ADD \$18 PER ITEM. GLIDES WITH INTEGRATED FELT ADD \$16 PER ITEM. SOUND ATTENUATION PAD UNDER SEAT ADD \$30

**UPHOLSTERY:** ADDITIONAL VINYL COLORS AVAILABLE WITH MINIMUM ORDER AND UP CHARGE. UPGRADE TO SPINNEYBECK VOLO LEATHER WITH MINIMUM ORDER AND UP CHARGE.



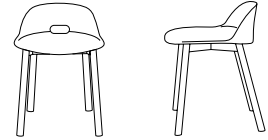
## ALFI CHAIR, LOW BACK

W: 17" D: 18 ¾" H: 24 ¼" SH: 18"  
W: 43.2cm D: 48cm H: 61,5cm SH: 45,5cm  
WT: 7,7lb 3,5kg

COLORS: DARK GREY, SAND, GREEN, DARK BROWN, RED  
SEAT: 92.5% RECLAIMED POLYPROPYLENE, 7.5% RECLAIMED WOOD FIBER.  
FRAME: ASH WOOD, NATURAL LIGHT OR DARK STAINED

### LIGHT WOOD FRAME

ALFI18ALDARKGREY \$ 315  
ALFI18ALSAND \$ 315  
ALFI18ALGREEN \$ 315  
ALFI18ALDARKBROWN \$ 315  
ALFI18ALRED \$ 315



### DARK WOOD FRAME

ALFI18DALDARKGREY \$ 335  
ALFI18DALSAND \$ 335  
ALFI18DALGREEN \$ 335  
ALFI18DALDARKBROWN \$ 335  
ALFI18DALRED \$ 335


## ALFI CHAIR, HIGH BACK

W: 23.375" D: 19.375" H: 31.5" SH: 18"  
W: 59.25cm D: 50cm H: 80cm SH: 45.5cm  
WT: 14lb 6.25kg

COLORS: DARK GREY, SAND, GREEN, DARK BROWN, RED  
SEAT: 92.5% RECLAIMED POLYPROPYLENE, 7.5% RECLAIMED WOOD FIBER.  
FRAME: ASH WOOD, NATURAL LIGHT OR DARK STAINED

### LIGHT WOOD FRAME

ALFI18AHDARKGREY \$ 325  
ALFI18AHSAND \$ 325  
ALFI18AHGREEN \$ 325  
ALFI18AHDARKBROWN \$ 325  
ALFI18AHRED \$ 325



### DARK WOOD FRAME

ALFI18DAHDARKGREY \$ 345  
ALFI18DAHSAND \$ 345  
ALFI18DAHGREEN \$ 345  
ALFI18DAHDARKBROWN \$ 345  
ALFI18DAHRED \$ 345

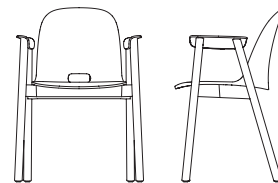
## ALFI ARMCHAIR, HIGH BACK

W: 23.375" D: 19.375" H: 31.5" SH: 18"  
W: 59.25cm D: 50cm H: 80cm SH: 45.5cm  
WT: 14lb 6.25kg

COLORS: DARK GREY, SAND, GREEN, DARK BROWN, RED  
SEAT: 92.5% RECLAIMED POLYPROPYLENE, 7.5% RECLAIMED WOOD FIBER.  
FRAME: ASH WOOD, NATURAL LIGHT OR DARK STAINED

### LIGHT WOOD FRAME

ALFI18AHDARKGREYA \$ 495  
ALFI18AHSANDA \$ 495  
ALFI18AHGREENA \$ 495  
ALFI18AHDARKBROWNA \$ 495  
ALFI18AHREDA \$ 495



### DARK WOOD FRAME

ALFI18DAHDARKGREYA \$ 515  
ALFI18DAHSANDA \$ 515  
ALFI18DAHGREENA \$ 515  
ALFI18DAHDARKBROWNA \$ 515  
ALFI18DAHREDA \$ 515

FOR OTHER WOOD STAIN FINISHES PLEASE CONTACT CUSTOMER SERVICE

## ALFI COUNTER STOOL, LOW BACK

W: 17" D: 18,5" H: 31 ¾" SH: 25 ¾"  
W: 43.2cm D: 47cm H: 80,5cm SH: 65,5cm  
WT: 9,7lb 4,4kg


COLORS: DARK GREY, SAND, GREEN, DARK BROWN, RED  
SEAT: 92.5% RECLAIMED POLYPROPYLENE, 7.5% RECLAIMED WOOD FIBER.  
FRAME: ASH WOOD, NATURAL LIGHT OR DARK STAINED

### LIGHT WOOD FRAME

ALFI24ALDARKGREY \$ 405  
ALFI24ALSAND \$ 405  
ALFI24ALGREEN \$ 405  
ALFI24ALDARKBROWN \$ 405  
ALFI24ALRED \$ 405

### DARK WOOD FRAME

ALFI24DALDARKGREY \$ 425  
ALFI24DALSAND \$ 425  
ALFI24DALGREEN \$ 425  
ALFI24DALDARKBROWN \$ 425  
ALFI24DALRED \$ 425



## ALFI COUNTER STOOL, HIGH BACK

W: 17" D: 19 ¾" H: 39" SH: 25 ¾"  
W: 43.2cm D: 50cm H: 99cm SH: 65,5cm  
WT: 10,9lb 5kg

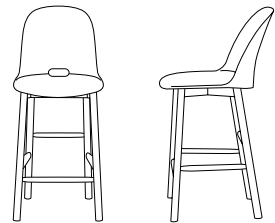
COLORS: DARK GREY, SAND, GREEN, DARK BROWN, RED  
SEAT: 92.5% RECLAIMED POLYPROPYLENE, 7.5% RECLAIMED WOOD FIBER.  
FRAME: ASH WOOD, NATURAL LIGHT OR DARK STAINED

### LIGHT WOOD FRAME

ALFI24AHDARKGREY \$ 415  
ALFI24AHSAND \$ 415  
ALFI24AHGREEN \$ 415  
ALFI24AHDARKBROWN \$ 415  
ALFI24AH RED \$ 415

### DARK WOOD FRAME

ALFI24DAH DARKGREY \$ 435  
ALFI24DAHSAND \$ 435  
ALFI24DAHGREEN \$ 435  
ALFI24DAH DARKBROWN \$ 435  
ALFI24DAHRED \$ 435



## ALFI BARSTOOL, LOW BACK

W: 17" D: 19" H: 36" SH: 30"  
W: 43.2cm D: 48,5cm H: 91,5cm SH: 76cm  
WT: 10,7lb 4,9kg

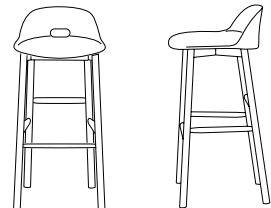
COLORS: DARK GREY, SAND, GREEN, DARK BROWN, RED  
SEAT: 92.5% RECLAIMED POLYPROPYLENE, 7.5% RECLAIMED WOOD FIBER.  
FRAME: ASH WOOD, NATURAL LIGHT OR DARK STAINED

### LIGHT WOOD FRAME

ALFI30ALDARKGREY \$ 405  
ALFI30ALSAND \$ 405  
ALFI30ALGREEN \$ 405  
ALFI30ALDARKBROWN \$ 405  
ALFI30ALRED \$ 405

### DARK WOOD FRAME

ALFI30DALDARKGREY \$ 425  
ALFI30DALSAND \$ 425  
ALFI30DALGREEN \$ 425  
ALFI30DALDARKBROWN \$ 425  
ALFI30DALRED \$ 425



FOR OTHER WOOD STAIN FINISHES PLEASE CONTACT CUSTOMER SERVICE

**ALFI BARSTOOL, HIGH BACK**

W: 17" D: 19 3/4" H: 43 1/4" SH: 30"  
W: 43.2cm D: 50cm H: 110cm SH: 76cm  
WT: 11,9lb 5,4kg

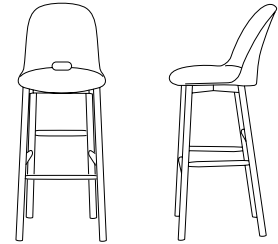
COLORS: DARK GREY, SAND, GREEN, DARK BROWN, RED  
SEAT: 92.5% RECLAIMED POLYPROPYLENE, 7.5% RECLAIMED WOOD FIBER.  
FRAME: ASH WOOD, NATURAL LIGHT OR DARK STAINED

**LIGHT WOOD FRAME**

ALFI30AHDARKGREY \$ 415  
ALFI30AHSAND \$ 415  
ALFI30AHGREEN \$ 415  
ALFI30AHDARKBROWN \$ 415  
ALFI30AHRED \$ 415

**DARK WOOD FRAME**

ALFI30DAHDARKGREY \$ 435  
ALFI30DAHSAND \$ 435  
ALFI30DAHGREEN \$ 435  
ALFI30DAHDARKBROWN \$ 435  
ALFI30DAHRED \$ 435



**ALFI 3-SEAT BENCH, LOW BACK**

W: 66 1/2" D: 18 3/4" H: 24" SH: 18"  
W: 169cm D: 47,5cm H: 61cm SH: 45,5cm  
WT: 36,5lb 16,5kg

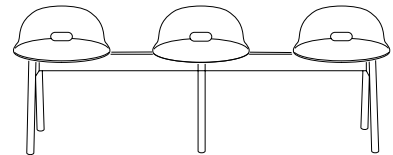
COLORS: DARK GREY, SAND, GREEN, DARK BROWN, RED  
SEAT: 92.5% RECLAIMED POLYPROPYLENE, 7.5% RECLAIMED WOOD FIBER.  
FRAME: ASH WOOD, NATURAL LIGHT OR DARK STAINED  
SEATS CAN BE ORDERED IN DIFFERENT COLORS.

**LIGHT WOOD FRAME**

ALFILDARKBROWN \$ 945  
ALFILDARKGREY \$ 945  
ALFILGREEN \$ 945  
ALFILRED \$ 945  
ALFILSAND \$ 945

**DARK WOOD FRAME**

ALFIDALDARKBROWN \$ 965  
ALFIDALDARKGREY \$ 965  
ALFIDALGREEN \$ 965  
ALFIDALRED \$ 965  
ALFIDALSAND \$ 965



**ALFI 3-SEAT BENCH, HIGH BACK**

W: 66 1/2" D: 19 3/4" H: 31 1/4" SH: 18"  
W: 169cm D: 50cm H: 79,5cm SH: 45,5cm  
WT: 40,2lb 18,2kg

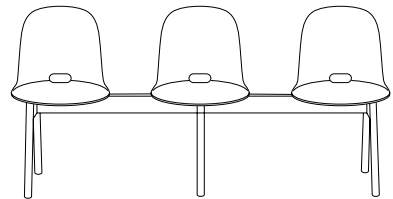
COLORS: DARK GREY, SAND, GREEN, DARK BROWN, RED  
SEAT: 92.5% RECLAIMED POLYPROPYLENE, 7.5% RECLAIMED WOOD FIBER.  
FRAME: ASH WOOD, NATURAL LIGHT OR DARK STAINED  
SEATS CAN BE ORDERED IN DIFFERENT COLORS.

**LIGHT WOOD FRAME**

ALFIHDARKBROWN \$ 975  
ALFIHDARKGREY \$ 975  
ALFIHGREEN \$ 975  
ALFIHRED \$ 975  
ALFIHSAND \$ 975

**DARK WOOD FRAME**

ALFIDAHDARKBROWN \$ 995  
ALFIDAHDARKGREY \$ 995  
ALFIDAHGREEN \$ 995  
ALFIDAHRED \$ 995  
ALFIDAHSAND \$ 995



FOR OTHER WOOD STAIN FINISHES PLEASE CONTACT CUSTOMER SERVICE

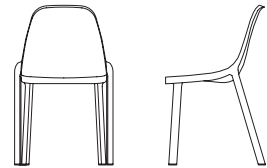
## BROOM STACKING CHAIR

W: 19" D: 19.5" H: 32.5" SH: 17"  
W: 48cm D: 50cm H: 83cm SH: 43cm  
WT: 10.5lb 4.75kg

COLORS: DARK GREY, NATURAL, GREEN, ORANGE, YELLOW, WHITE  
MADE FROM RECLAIMED POLYPROPYLENE, RECLAIMED WOOD FIBER,  
AND GLASS FIBER  
ALL COLORS CAN BE USED OUTDOORS EXCEPT ORANGE  
STACKS 6 HIGH

PACKED TWO IN A BOX

BROOM DARK GREY	\$ 225
BROOM NATURAL	\$ 225
BROOM GREEN	\$ 225
BROOM ORANGE	\$ 225
BROOM YELLOW	\$ 225
BROOM WHITE	\$ 225




## BROOM COUNTER STOOL

W: 16.81" D: 16 1/4" H: 33 1/4" SH: 24"  
W: 43cm D: 41cm H: 85cm SH: 61cm  
WT: 11.5 lb 5.2kg

COLORS: DARK GREY, NATURAL, GREEN, ORANGE, YELLOW, WHITE  
MADE FROM RECLAIMED POLYPROPYLENE, RECLAIMED WOOD FIBER,  
AND GLASS FIBER  
ALL COLORS CAN BE USED OUTDOORS EXCEPT ORANGE

BROOM 24 DARK GREY	\$ 400
BROOM 24 NATURAL	\$ 400
BROOM 24 GREEN	\$ 400
BROOM 24 ORANGE	\$ 400
BROOM 24 YELLOW	\$ 400
BROOM 24 WHITE	\$ 400

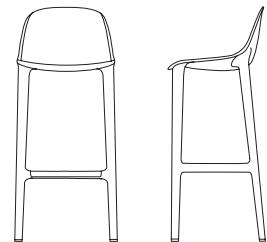


## BROOM BARSTOOL

W: 17 1/4" D: 16 3/4" H: 39 1/4" SH: 30"  
W: 44cm D: 42cm H: 100cm SH: 76cm  
WT: 12lb 5.4kg

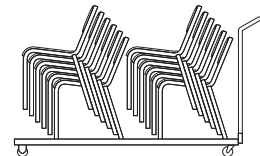
COLORS: DARK GREY, NATURAL, GREEN, ORANGE, YELLOW, WHITE  
MADE FROM RECLAIMED POLYPROPYLENE, RECLAIMED WOOD FIBER,  
AND GLASS FIBER  
ALL COLORS CAN BE USED OUTDOORS EXCEPT ORANGE

BROOM 30 DARK GREY	\$ 400
BROOM 30 NATURAL	\$ 400
BROOM 30 GREEN	\$ 400
BROOM 30 ORANGE	\$ 400
BROOM 30 YELLOW	\$ 400
BROOM 30 WHITE	\$ 400



## TROLLEY FOR 2 STACKS OF BROOM CHAIRS

\$ 845



# CAFÉ TABLE by PHILIPPE STARCK

---

## SQUARE BRUSHED CAFÉ TABLE

W: 23.5" D: 23.5" H: 28.5" CAFESQ-23

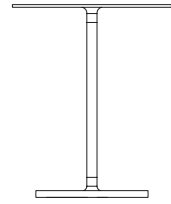
**\$ 1360** BRUSHED ALUMINUM TOP

W: 60cm D: 60cm H: 72.3cm

WT: 41lb 18.60kg

BRUSHED ALUMINUM COLUMN

MATTE ALUMINUM BASE



---

## ROUND BRUSHED CAFÉ TABLE

DIA: 23.5" H: 28.5" CAFERD-23

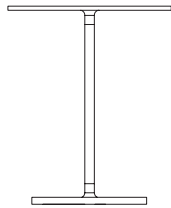
**\$ 1360** BRUSHED ALUMINUM TOP

DIA: 60cm H: 72.3cm

WT: 41lb 18.60kg

BRUSHED ALUMINUM COLUMN

MATTE ALUMINUM BASE



---

NOTE: CAFÉ TABLE SHIPS ASSEMBLED ON SKID

## EMECO STOOL by PHILIPPE STARCK

### EMECO STOOL

W: 14" D: 14" H: 18" STOL-18  
W: 36cm D: 36cm H: 46cm STOL-18P  
WT: 4.25lb 1.93kg

STACKS 4 HIGH

**\$ 415** Hand-brushed  
**\$ 850** Hand-polished



### EMECO COUNTER STOOL

W: 14" D: 14" H: 24" STOL-24  
W: 36cm D: 36cm H: 61cm STOL-24P  
WT: 6lb 2.72kg

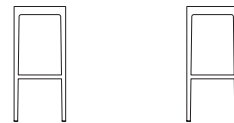
**\$ 460** Hand-brushed  
**\$ 1030** Hand-polished



### EMECO BARSTOOL

W: 14" D: 14" H: 30" STOL-30  
W: 36cm D: 36cm H: 76cm STOL-30P  
WT: 6.5lb 2.95kg

**\$ 460** Hand-brushed  
**\$ 1030** Hand-polished



### SEAT PAD

UPHOLSTERY: BLACK VINYL OR C.O.M./C.O.L.  
C.O.M.: .5yd C.O.L.: 10sq ft

**\$ 150**  
**\$ 170** FIRE RETARDANT

## EMECO OCCASIONAL TABLE by PHILIPPE STARCK

### EMECO OCCASIONAL TABLE

W: 14" D: 14" H: 18" TABL-18  
W: 36cm D: 36cm H: 46cm  
WT: 4.25lb 1.93kg

STACKS 4 HIGH

**\$ 430** Hand-brushed



### EMECO OCCASIONAL TABLE

W: 14" D: 14" H: 24" TABL-24  
W: 36cm D: 36cm H: 61cm  
WT: 6lb 2.72kg

STACKS 4 HIGH

**\$ 470** Hand-brushed



### EMECO OCCASIONAL TABLE

W: 14" D: 14" H: 30" TABL-30  
W: 36cm D: 36cm H: 76cm  
WT: 6.5lb 2.95kg

STACKS 4 HIGH

**\$ 470** Hand-brushed



GLIDES: SOFT PLASTIC TPU GLIDES AS STANDARD.

OPTIONS. LEXAN GLIDES FOR CARPET ADD \$18 PER ITEM. GLIDES WITH INTEGRATED FELT ADD \$16 PER ITEM. SOUND ATTENUATION PAD UNDER SEAT ADD \$30

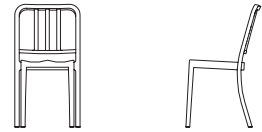
## HERITAGE STACKING CHAIR

W: 17.5" D: 20" H: 33" SH: 18" HER  
W: 44cm D: 51cm H: 84cm SH: 46cm HER-P

WT: 7lb 3.18kg

STACKS 4 HIGH

**\$ 725** Hand-brushed  
**\$ 1570** Hand-polished



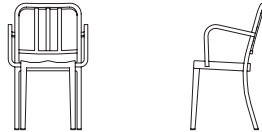
## HERITAGE STACKING ARMCHAIR

W: 20.75" D: 20" H: 33" SH: 18" HER-A  
W: 53cm D: 51cm H: 84cm SH: 46cm HER-AP

WT: 8lb 3.63kg

STACKS 4 HIGH

**\$ 840** Hand-brushed  
**\$ 1685** Hand-polished



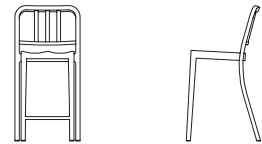
## HERITAGE COUNTER STOOL

W: 17.5" D: 20" H: 36.25" SH: 24" HERCTR-24  
W: 44cm D: 51cm H: 92cm SH: 61cm HERCTR-24P

WT: 7lb 3.18kg

STACKS 4 HIGH

**\$ 995** Hand-brushed  
**\$ 2100** Hand-polished



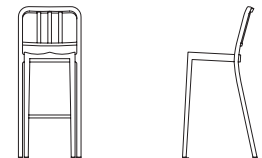
## HERITAGE BARSTOOL

W: 17.5" D: 21" H: 42.25" SH: 29.5" HERBAR-30  
W: 44cm D: 53cm H: 107cm SH: 75cm HERBAR-30P

WT: 8.5lb 3.86kg

STACKS 4 HIGH

**\$ 995** Hand-brushed  
**\$ 2100** Hand-polished

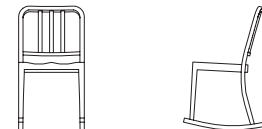


## HERITAGE ROCKING CHAIR

W: 17.5" D: 23.75" H: 33" SH: 18" HERROC  
W: 44cm D: 60cm H: 84cm SH: 46cm HERROC-P

WT: 8.5lb 3.86kg

**\$ 880** Hand-brushed  
**\$ 1725** Hand-polished

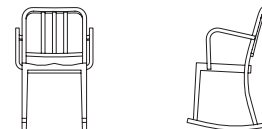


## HERITAGE ROCKING ARMCHAIR

W: 20.75" D: 23.75" H: 33" SH: 18" HERROC-A  
W: 53cm D: 60cm H: 84cm SH: 46cm HERROC-AP

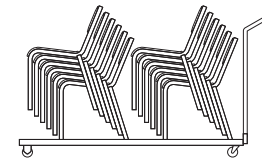
WT: 9lb 4.08kg

**\$ 975** Hand-brushed  
**\$ 1910** Hand-polished



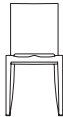

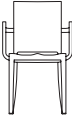



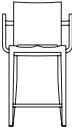



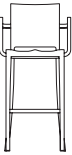





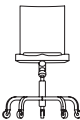

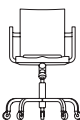

## TROLLEY FOR 2 STACKS OF HERITAGE CHAIRS

**\$ 845** Hand-brushed



GLIDES: SOFT PLASTIC TPU GLIDES AS STANDARD.

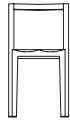

OPTIONS. LEXAN GLIDES FOR CARPET ADD \$18 PER ITEM. GLIDES WITH INTEGRATED FELT ADD \$16 PER ITEM. SOUND ATTENUATION PAD UNDER SEAT ADD \$30

<b>HUDSON CHAIR</b>							
W: 15.5"	D: 19.5"	H: 33.5"	SH: 18"	HUD	<b>\$ 900</b> Hand-brushed		
W: 39cm	D: 50cm	H: 85cm	SH: 46cm	HUD-P	<b>\$ 1785</b> Hand-polished		
WT: 8.25lb	3.74kg						
<b>HUDSON ARMCHAIR</b>							
W: 20.75"	D: 19.5"	H: 33.5"	SH: 18"	HUD-A	<b>\$ 1055</b> Hand-brushed		
W: 53cm	D: 50cm	H: 85cm	SH: 46cm	HUD-AP	<b>\$ 2095</b> Hand-polished		
WT: 10lb	4.54kg						
<b>HUDSON COUNTER STOOL</b>							
W: 17.75"	D: 20.75"	H: 37"	SH: 24"	HUDCTR-24	<b>\$ 1175</b> Hand-brushed		
W: 43cm	D: 53cm	H: 94cm	SH: 61cm	HUDCTR-24P	<b>\$ 2335</b> Hand-polished		
WT: 9lb	4.08kg						
<b>HUDSON COUNTER STOOL WITH ARMS</b>							
W: 20.75"	D: 20.75"	H: 37"	SH: 24"	HUDCTR-24A	<b>\$ 1285</b> Hand-brushed		
W: 53cm	D: 53cm	H: 94cm	SH: 61cm	HUDCTR-24AP	<b>\$ 2545</b> Hand-polished		
WT: 10lb	4.54kg						
<b>HUDSON BARSTOOL</b>							
W: 17.75"	D: 21.25"	H: 43"	SH: 29.5"	HUDBAR-30	<b>\$ 1175</b> Hand-brushed		
W: 45cm	D: 54cm	H: 109cm	SH: 75cm	HUDBAR-30P	<b>\$ 2335</b> Hand-polished		
WT: 10lb	4.54kg						
<b>HUDSON BARSTOOL WITH ARMS</b>							
W: 20.75"	D: 21.25"	H: 43"	SH: 29.5"	HUDBAR-30A	<b>\$ 1285</b> Hand-brushed		
W: 53cm	D: 54cm	H: 109cm	SH: 75cm	HUDBAR-30AP	<b>\$ 2545</b> Hand-polished		
WT: 10.5lb	4.76kg						
<b>HUDSON ROCKING CHAIR</b>							
W: 15.5"	D: 23.5"	H: 31.5"	SH: 18.75"	HUDROC	<b>\$ 1060</b> Hand-brushed		
W: 39cm	D: 60cm	H: 80cm	SH: 48cm	HUDROC-P	<b>\$ 2130</b> Hand-polished		
WT: 9.75lb	4.42kg						
<b>HUDSON ROCKING CHAIR WITH ARMS</b>							
W: 20.75"	D: 23.5"	H: 31.5"	SH: 18.75"	HUDROC-A	<b>\$ 1170</b> Hand-brushed		
W: 53cm	D: 60cm	H: 80cm	SH: 48cm	HUDROC-AP	<b>\$ 2340</b> Hand-polished		
WT: 10.5lb	4.77kg						
<b>HUDSON SWIVEL CHAIR</b>							
W: 24"	D: 24"	H: 32.5-35"	SH: 17.5-20"	HUDSWV	<b>\$ 1060</b> Hand-brushed		
W: 61cm	D: 61cm	H: 83-89cm	SH: 44-51cm	HUDSWV-P	<b>\$ 2245</b> Hand-polished		
WT: 20.5lb	9.30kg						
BASE: BRUSHED, POLISHED ALUMINUM WITH SWIVEL/TILT, TENSION AND PNEUMATIC HEIGHT ADJUSTMENT.							
<b>HUDSON SWIVEL ARMCHAIR</b>							
W: 24"	D: 24"	H: 32.5-35"	SH: 17.5-20"	HUDSWV-A	<b>\$ 1170</b> Hand-brushed		
W: 61cm	D: 61cm	H: 83-89cm	SH: 44-51cm	HUDSWV-AP	<b>\$ 2425</b> Hand-polished		
WT: 21lb	9.53kg						
BASE: BRUSHED, POLISHED ALUMINUM WITH SWIVEL/TILT, TENSION AND PNEUMATIC HEIGHT ADJUSTMENT.							



---

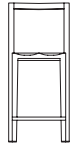

## ICON STACKING CHAIR

W: 16"	D: 17.5"	H: 30.25"	SH: 18"	ICON	<b>\$ 535</b> Hand-brushed		
W: 40cm	D: 44cm	H: 77cm	SH: 46cm	ICON-P	<b>\$ 1105</b> Hand-polished		
WT: 6.5lb	2.95kg						

STACKS 4 HIGH

---

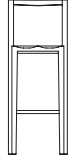

## ICON COUNTER STOOL

W: 16"	D: 20"	H: 36.75"	SH: 23.5"	ICONCTR-24	<b>\$ 785</b> Hand-brushed		
W: 40cm	D: 50cm	H: 93cm	SH: 59cm	ICONCTR-24P	<b>\$ 1605</b> Hand-polished		
WT: 7.5lb	3.4kg						

STACKS 4 HIGH

---

## ICON BARSTOOL

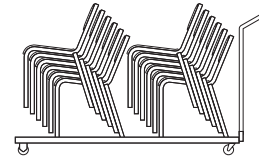
W: 16"	D: 21.25"	H: 42"	SH: 29.5"	ICONBAR-30	<b>\$ 785</b> Hand-brushed		
W: 40cm	D: 54cm	H: 106cm	SH: 75cm	ICONBAR-30P	<b>\$ 1605</b> Hand-polished		
WT: 8lb	3.65kg						

STACKS 4 HIGH

---

## TROLLEY FOR 2 STACKS OF ICON CHAIRS



**\$ 845** Hand-brushed




GLIDES: SOFT PLASTIC TPU GLIDES AS STANDARD.

OPTIONS. LEXAN GLIDES FOR CARPET ADD \$18 PER ITEM. GLIDES WITH INTEGRATED FELT ADD \$16 PER ITEM. SOUND ATTENUATION PAD UNDER SEAT ADD \$30

## KONG CHAIR

W: 15.5"	D: 18"	H: 34.5"	SH: 17.5"	KONG	<b>\$ 1625</b> Hand-brushed	 
W: 39cm	D: 45cm	H: 88cm	SH: 44cm	KONG-P	<b>\$ 3200</b> Hand-polished	
WT: 15lb	6.8kg					

## KONG ARMCHAIR

W: 17.5"	D: 18"	H: 34.5"	SH: 17.5"	KONG-A	<b>\$ 1830</b> Hand-brushed	 
W: 44cm	D: 45cm	H: 88cm	SH: 44cm	KONG-AP	<b>\$ 3490</b> Hand-polished	
WT: 16.75lb	7.6kg					

ONE OR TWO ARMS

## KONG COUNTER STOOL

W: 15.5"	D: 20"	H: 40.5"	SH: 24"	KONGCTR-24	<b>\$ 2165</b> Hand-brushed	 
W: 39cm	D: 50cm	H: 103cm	SH: 60cm	KONGCTR-24P	<b>\$ 4320</b> Hand-polished	
WT: 9lb	4.08kg					

## KONG COUNTER STOOL WITH ARMS

W: 17.5"	D: 20"	H: 40.5"	SH: 24"	KONGCTR-24A	<b>\$ 2315</b> Hand-brushed	 
W: 44cm	D: 50cm	H: 103cm	SH: 60cm	KONGCTR-24AP	<b>\$ 4625</b> Hand-polished	
WT: 10lb	4.54kg					

ONE OR TWO ARMS

## KONG BARSTOOL

W: 15.5"	D: 20"	H: 46.5"	SH: 30"	KONGBAR-30	<b>\$ 2165</b> Hand-brush	 
W: 39cm	D: 50cm	H: 118cm	SH: 76cm	KONGBAR-30P	<b>\$ 4320</b> Hand-polished	
WT: 10lb	4.31kg					

## KONG BARSTOOL WITH ARMS

W: 17.5"	D: 20"	H: 46.5"	SH: 30"	KONGBAR-30A	<b>\$ 2315</b> Hand-brushed	 
W: 44cm	D: 50cm	H: 118cm	SH: 76cm	KONGBAR-30AP	<b>\$ 4625</b> Hand-polished	
WT: 10lb	4.76kg					

ONE OR TWO ARMS

**GLIDES:** SOFT PLASTIC TPU GLIDES AS STANDARD.

**OPTIONS:** LEXAN GLIDES FOR CARPET ADD \$18 PER ITEM. GLIDES WITH INTEGRATED FELT ADD \$16 PER ITEM. SOUND ATTENUATION PAD UNDER SEAT ADD \$30


## LANCASTER STACKING CHAIR

W: 20" D: 18.5" H: 30.5" SH: 18"  
W: 51cm D: 47cm H: 77.5cm SH: 46cm  
WT: 13.75lb 6.23kg

FRAME: ASH WOOD, NATURAL LIGHT OR DARK STAINED

SEAT AND BACK: DIE CAST ALUMINUM POWDERCOAT  
GRAY, SAND, WHITE OR POLISHED.

SEAT AND BACK PADS: POLYURETHANE (DARK BROWN OR OFF WHITE)  
STACKS 6 HIGH



### DARK GRAY SEAT AND BACK

DARK WOOD FRAME	LANCDG-DW	<b>\$ 565</b>	
	LANCDG-DW-US-DB	<b>\$ 605</b>	BROWN SEAT PAD
	LANCDG-DW-USUB-DB	<b>\$ 630</b>	BROWN SEAT & BACK PAD
	LANCDG-DW-US-W	<b>\$ 605</b>	OFF-WHITE SEAT PAD
	LANCDG-DW-USUB-W	<b>\$ 630</b>	OFF-WHITE SEAT & BACK PAD

LIGHT WOOD FRAME	LANCDG-LW	<b>\$ 565</b>	
	LANCDG-LW-US-DB	<b>\$ 605</b>	BROWN SEAT PAD
	LANCDG-LW-USUB-DB	<b>\$ 630</b>	BROWN SEAT & BACK PAD
	LANCDG-LW-US-W	<b>\$ 605</b>	OFF-WHITE SEAT PAD
	LANCDG-LW-USUB-W	<b>\$ 630</b>	OFF-WHITE SEAT & BACK PAD

### LIGHT GRAY SEAT AND BACK

DARK WOOD FRAME	LANCLG-DW	<b>\$ 565</b>	
	LANCLG-DW-US-DB	<b>\$ 605</b>	BROWN SEAT PAD
	LANCLG-DW-USUB-DB	<b>\$ 630</b>	BROWN SEAT & BACK PAD
	LANCLG-DW-US-W	<b>\$ 605</b>	OFF-WHITE SEAT PAD
	LANCLG-DW-USUB-W	<b>\$ 630</b>	OFF-WHITE SEAT & BACK PAD

LIGHT WOOD FRAME	LANCLG-LW	<b>\$ 565</b>	
	LANCLG-LW-US-DB	<b>\$ 605</b>	BROWN SEAT PAD
	LANCLG-LW-USUB-DB	<b>\$ 630</b>	BROWN SEAT & BACK PAD
	LANCLG-LW-US-W	<b>\$ 605</b>	OFF-WHITE SEAT PAD
	LANCLG-LW-USUB-W	<b>\$ 630</b>	OFF-WHITE SEAT & BACK PAD

### SAND SEAT AND BACK

DARK WOOD FRAME	LANC-S-DW	<b>\$ 565</b>	
	LANC-S-DW-US-DB	<b>\$ 605</b>	BROWN SEAT PAD
	LANC-S-DW-USUB-DB	<b>\$ 630</b>	BROWN SEAT & BACK PAD
	LANC-S-DW-US-W	<b>\$ 605</b>	OFF-WHITE SEAT PAD
	LANC-S-DW-USUB-W	<b>\$ 630</b>	OFF-WHITE SEAT & BACK PAD

LIGHT WOOD FRAME	LANC-S-LW	<b>\$ 565</b>	
	LANC-S-LW-US-DB	<b>\$ 605</b>	BROWN SEAT PAD
	LANC-S-LW-USUB-DB	<b>\$ 630</b>	BROWN SEAT & BACK PAD
	LANC-S-LW-US-W	<b>\$ 605</b>	OFF-WHITE SEAT PAD
	LANC-S-LW-USUB-W	<b>\$ 630</b>	OFF-WHITE SEAT & BACK PAD

### WHITE SEAT AND BACK

DARK WOOD FRAME	LANC-W-DW	<b>\$ 565</b>	
	LANC-W-DW-US-DB	<b>\$ 605</b>	BROWN SEAT PAD
	LANC-W-DW-USUB-DB	<b>\$ 630</b>	BROWN SEAT & BACK PAD
	LANC-W-DW-US-W	<b>\$ 605</b>	OFF-WHITE SEAT PAD
	LANC-W-DW-USUB-W	<b>\$ 630</b>	OFF-WHITE SEAT & BACK PAD

LIGHT WOOD FRAME	LANC-W-LW	<b>\$ 565</b>	
	LANC-W-LW-US-DB	<b>\$ 605</b>	BROWN SEAT PAD
	LANC-W-LW-USUB-DB	<b>\$ 630</b>	BROWN SEAT & BACK PAD
	LANC-W-LW-US-W	<b>\$ 605</b>	OFF-WHITE SEAT PAD
	LANC-W-LW-USUB-W	<b>\$ 630</b>	OFF-WHITE SEAT & BACK PAD

### POLISHED SEAT AND BACK

DARK WOOD FRAME	LANCP-DW	<b>\$ 690</b>	
	LANCP-DW-US-DB	<b>\$ 730</b>	BROWN SEAT PAD
	LANCP-DW-USUB-DB	<b>\$ 755</b>	BROWN SEAT & BACK PAD
	LANCP-DW-US-W	<b>\$ 730</b>	OFF-WHITE SEAT PAD
	LANCP-DW-USUB-W	<b>\$ 755</b>	OFF-WHITE SEAT & BACK PAD

LIGHT WOOD FRAME	LANCP-LW	<b>\$ 690</b>	
	LANCP-LW-US-DB	<b>\$ 730</b>	BROWN SEAT PAD
	LANCP-LW-USUB-DB	<b>\$ 755</b>	BROWN SEAT & BACK PAD
	LANCP-LW-US-W	<b>\$ 730</b>	OFF-WHITE SEAT PAD
	LANCP-LW-USUB-W	<b>\$ 755</b>	OFF-WHITE SEAT & BACK PAD


## LANCASTER COUNTER STOOL

W: 22" D: 18.5" H: 37" SH: 24"  
W: 55.8cm D: 47cm H: 94cm SH: 61cm  
WT: 16lb 7.2kg

FRAME: ASH WOOD, NATURAL LIGHT OR DARK STAINED

SEAT AND BACK: DIE CAST ALUMINUM POWDERCOAT  
GRAY, SAND, WHITE OR POLISHED.

SEAT AND BACK PADS: POLYURETHANE (DARK BROWN OR OFF WHITE)



### DARK GRAY SEAT AND BACK

DARK WOOD FRAME	LANCTR-DG-DW	<b>\$ 820</b>
	LANCTR-DG-DW-US-DB	<b>\$ 860</b> BROWN SEAT PAD
	LANCTR-DG-DW-USUB-DB	<b>\$ 885</b> BROWN SEAT & BACK PAD
	LANCTR-DG-DW-US-W	<b>\$ 860</b> OFF-WHITE SEAT PAD
	LANCTR-DG-DW-USUB-W	<b>\$ 885</b> OFF-WHITE SEAT & BACK PAD

### LIGHT WOOD FRAME

	LANCTR-DG-LW	<b>\$ 820</b>
	LANCTR-DG-LW-US-DB	<b>\$ 860</b> BROWN SEAT PAD
	LANCTR-DG-LW-USUB-DB	<b>\$ 885</b> BROWN SEAT & BACK PAD
	LANCTR-DG-LW-US-W	<b>\$ 860</b> OFF-WHITE SEAT PAD
	LANCTR-DG-LW-USUB-W	<b>\$ 885</b> OFF-WHITE SEAT & BACK PAD

### LIGHT GRAY SEAT AND BACK

DARK WOOD FRAME	LANCTR-LG-DW	<b>\$ 820</b>
	LANCTR-LG-DW-US-DB	<b>\$ 860</b> BROWN SEAT PAD
	LANCTR-LG-DW-USUB-DB	<b>\$ 885</b> BROWN SEAT & BACK PAD
	LANCTR-LG-DW-US-W	<b>\$ 860</b> OFF-WHITE SEAT PAD
	LANCTR-LG-DW-USUB-W	<b>\$ 885</b> OFF-WHITE SEAT & BACK PAD

### LIGHT WOOD FRAME

	LANCTR-LG-LW	<b>\$ 820</b>
	LANCTR-LG-LW-US-DB	<b>\$ 860</b> BROWN SEAT PAD
	LANCTR-LG-LW-USUB-DB	<b>\$ 885</b> BROWN SEAT & BACK PAD
	LANCTR-LG-LW-US-W	<b>\$ 860</b> OFF-WHITE SEAT PAD
	LANCTR-LG-LW-USUB-W	<b>\$ 885</b> OFF-WHITE SEAT & BACK PAD

### SAND SEAT AND BACK

DARK WOOD FRAME	LANCTR-S-DW	<b>\$ 820</b>
	LANCTR-S-DW-US-UB	<b>\$ 860</b> BROWN SEAT PAD
	LANCTR-S-DW-USUB-DB	<b>\$ 885</b> BROWN SEAT & BACK PAD
	LANCTR-S-DW-US-W	<b>\$ 860</b> OFF-WHITE SEAT PAD
	LANCTR-S-DW-USUB-W	<b>\$ 885</b> OFF-WHITE SEAT & BACK PAD

### LIGHT WOOD FRAME

	LANCTR-S-LW	<b>\$ 820</b>
	LANCTR-S-LW-US-DB	<b>\$ 860</b> BROWN SEAT PAD
	LANCTR-S-LW-USUB-DB	<b>\$ 885</b> BROWN SEAT & BACK PAD
	LANCTR-S-LW-US-W	<b>\$ 860</b> OFF-WHITE SEAT PAD
	LANCTR-S-LW-USUB-W	<b>\$ 885</b> OFF-WHITE SEAT & BACK PAD

### WHITE SEAT AND BACK

DARK WOOD FRAME	LANCTR-W-DW	<b>\$ 820</b>
	LANCTR-W-DW-US-DB	<b>\$ 860</b> BROWN SEAT PAD
	LANCTR-W-DW-USUB-DB	<b>\$ 885</b> BROWN SEAT & BACK PAD
	LANCTR-W-DW-US-W	<b>\$ 860</b> OFF-WHITE SEAT PAD
	LANCTR-W-DW-USUB-W	<b>\$ 885</b> OFF-WHITE SEAT & BACK PAD

### LIGHT WOOD FRAME

	LANCTR-W-LW	<b>\$ 820</b>
	LANCTR-W-LW-US-DB	<b>\$ 860</b> BROWN SEAT PAD
	LANCTR-W-LW-USUB-DB	<b>\$ 885</b> BROWN SEAT & BACK PAD
	LANCTR-W-LW-US-W	<b>\$ 860</b> OFF-WHITE SEAT PAD
	LANCTR-W-LW-USUB-W	<b>\$ 885</b> OFF-WHITE SEAT & BACK PAD

### POLISHED SEAT AND BACK

DARK WOOD FRAME	LANCTR-P-DW	<b>\$ 965</b>
	LANCTR-P-DW-US-DB	<b>\$ 1005</b> BROWN SEAT PAD
	LANCTR-P-DW-USUB-DB	<b>\$ 1030</b> BROWN SEAT & BACK PAD
	LANCTR-P-DW-US-W	<b>\$ 1005</b> OFF-WHITE SEAT PAD
	LANCTR-P-DW-USUB-W	<b>\$ 1030</b> OFF-WHITE SEAT & BACK PAD

### LIGHT WOOD FRAME

	LANCTR-P-LW	<b>\$ 965</b>
	LANCTR-P-LW-US-DB	<b>\$ 1005</b> BROWN SEAT PAD
	LANCTR-P-LW-USUB-DB	<b>\$ 1030</b> BROWN SEAT & BACK PAD
	LANCTR-P-LW-US-W	<b>\$ 1005</b> OFF-WHITE SEAT PAD
	LANCTR-P-LW-USUB-W	<b>\$ 1030</b> OFF-WHITE SEAT & BACK PAD


**LANCASTER BARSTOOL**

W: 22" D: 18.5" H: 43" SH: 30"  
W: 55.8cm D: 47cm H: 109.2cm SH: 76.2cm  
WT: 17lb 7.7kg

FRAME: ASH WOOD, NATURAL LIGHT OR DARK STAINED

SEAT AND BACK: DIE CAST ALUMINUM POWDERCOAT  
GRAY, SAND, WHITE OR POLISHED.

SEAT AND BACK PADS: POLYURETHANE (DARK BROWN OR OFF WHITE)



DARK GRAY SEAT

DARK WOOD FRAME

LANBDG-DW **\$ 820**  
LANBDG-DW-US-DB **\$ 860** BROWN SEAT PAD  
LANBDG-DW-USUB-DB **\$ 885** BROWN SEAT & BACK PAD  
LANBDG-DW-US-W **\$ 860** OFF-WHITE SEAT PAD  
LANBDG-DW-USUB-W **\$ 885** OFF-WHITE SEAT & BACK PAD

LIGHT WOOD FRAME

LANBDG-LW **\$ 820**  
LANBDG-LW-US-DB **\$ 860** BROWN SEAT PAD  
LANBDG-LW-USUB-DB **\$ 885** BROWN SEAT & BACK PAD  
LANBDG-LW-US-W **\$ 860** OFF-WHITE SEAT PAD  
LANBDG-LW-USUB-W **\$ 885** OFF-WHITE SEAT & BACK PAD

LIGHT GRAY SEAT

DARK WOOD FRAME

LANBLG-DW **\$ 820**  
LANBLG-DW-US-DB **\$ 860** BROWN SEAT PAD  
LANBLG-DW-USUB-DB **\$ 885** BROWN SEAT & BACK PAD  
LANBLG-DW-US-W **\$ 860** OFF-WHITE SEAT PAD  
LANBLG-DW-USUB-W **\$ 885** OFF-WHITE SEAT & BACK PAD

LIGHT WOOD FRAME

LANBLG-LW **\$ 820**  
LANBLG-LW-US-DB **\$ 860** BROWN SEAT PAD  
LANBLG-LW-USUB-DB **\$ 885** BROWN SEAT & BACK PAD  
LANBLG-LW-US-W **\$ 860** OFF-WHITE SEAT PAD  
LANBLG-LW-USUB-W **\$ 885** OFF-WHITE SEAT & BACK PAD

SAND SEAT AND BACK

DARK WOOD FRAME

LANB-S-DW **\$ 820**  
LANB-S-DW-US-DB **\$ 860** BROWN SEAT PAD  
LANB-S-DW-USUB-DB **\$ 885** BROWN SEAT & BACK PAD  
LANB-S-DW-US-W **\$ 860** OFF-WHITE SEAT PAD  
LANB-S-DW-USUB-W **\$ 885** OFF-WHITE SEAT & BACK PAD

LIGHT WOOD FRAME

LANB-S-LW **\$ 820**  
LANB-S-LW-US DB **\$ 860** BROWN SEAT PAD  
LANB-S-LW-USUB DB **\$ 885** BROWN SEAT & BACK PAD  
LANB-S-LW-US-W **\$ 860** OFF-WHITE SEAT PAD  
LANB-S-LW-USUB-W **\$ 885** OFF-WHITE SEAT & BACK PAD

WHITE SEAT AND BACK

DARK WOOD FRAME

LANB-W-DW **\$ 820**  
LANB-W-DW-US-DB **\$ 860** BROWN SEAT PAD  
LANB-W-DW-USUB-DB **\$ 885** BROWN SEAT & BACK PAD  
LANB-W-DW-US-W **\$ 860** OFF-WHITE SEAT PAD  
LANB-W-DW-USUB-W **\$ 885** OFF-WHITE SEAT & BACK PAD

LIGHT WOOD FRAME

LANB-W-LW **\$ 820**  
LANB-W-LW-US-DB **\$ 860** BROWN SEAT PAD  
LANB-W-LW-USUB-DB **\$ 885** BROWN SEAT & BACK PAD  
LANB-W-LW-US-W **\$ 860** OFF-WHITE SEAT PAD  
LANB-W-LW-USUB-W **\$ 885** OFF-WHITE SEAT & BACK PAD

POLISHED SEAT

DARK WOOD FRAME

LANBP-DW **\$ 965**  
LANBP-DW-US-DB **\$ 1005** BROWN SEAT PAD  
LANBP-DW-USUB-DB **\$ 1030** BROWN SEAT & BACK PAD  
LANBP-DW-US-W **\$ 1005** OFF-WHITE SEAT PAD  
LANBP-DW-USUB-W **\$ 1030** OFF-WHITE SEAT & BACK PAD

LIGHT WOOD FRAME

LANBP-LW **\$ 965**  
LANBP-LW-US-DB **\$ 1005** BROWN SEAT PAD  
LANBP-LW-USUB-DB **\$ 1030** BROWN SEAT & BACK PAD  
LANBP-LW-US-W **\$ 1005** OFF-WHITE SEAT PAD  
LANBP-LW-USUB-W **\$ 1030** OFF-WHITE SEAT & BACK PAD

# LANCASTER by MICHAEL YOUNG

EUROPEAN PATENT NO. 1661 349 U.S. DESIGN PATENT NO. D647320



### LANCASTER DINING TABLE

W: 48" D: 48" H: 28.5" LANT4848  
W: 121.92cm D: 121.92cm H: 72cm LANT4848-P  
WT: 80lb 36.29kg

TOP AND BASE: SOLID ASH CONSTRUCTION, LIGHT OR DARK CONNECTIONS: DIE CAST ALUMINUM

**\$ 2920** SOLID ASH, DIE CAST ALUMINUM POWDERCOAT

**\$ 3040** SOLID ASH, POLISHED ALUMINUM CONNECTIONS



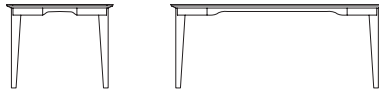
### LANCASTER DINING TABLE

W: 30" D: 60" H: 28.5" LANT3060  
W: 76cm D: 152.4cm H: 72cm LANT3060-P  
WT: 62.5lb 28.34kg

TOP AND BASE: SOLID ASH CONSTRUCTION, LIGHT OR DARK CONNECTIONS: DIE CAST ALUMINUM

**\$ 2535** SOLID ASH, DIE CAST ALUMINUM POWDERCOAT

**\$ 2675** SOLID ASH, POLISHED ALUMINUM CONNECTIONS



### LANCASTER DINING TABLE

W: 36" D: 72" H: 28.5" LANT3672  
W: 91.44cm D: 182.88cm H: 72cm LANT3672-P  
WT: 90lb 40.82kg

TOP AND BASE: SOLID ASH CONSTRUCTION, LIGHT OR DARK CONNECTIONS: DIE CAST ALUMINUM

**\$ 3240** SOLID ASH, DIE CAST ALUMINUM POWDERCOAT

**\$ 3365** SOLID ASH, POLISHED ALUMINUM CONNECTIONS

### SEAT PAD (FOR LANCASTER CHAIRS & STOOLS)

UPHOLSTERY: POLYURETHANE, DARK BROWN OR OFF WHITE.

LANC-SEATPAD-DB  
LANC-SEATPAD-W

**\$ 90** DARK BROWN

**\$ 90** OFF-WHITE

### BACK PAD (FOR LANCASTER CHAIRS & STOOLS)

UPHOLSTERY: POLYURETHANE, DARK BROWN OR OFF WHITE.

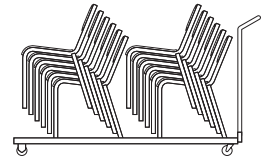
LANC-BACKPAD-DB  
LANC-BACKPAD-W

**\$ 60** DARK BROWN

**\$ 60** OFF-WHITE

### TROLLEY FOR 2 STACKS OF LANCASTER CHAIRS

**\$ 845**




**NINE-0™ STACKING CHAIR**

W: 20.25" D: 22.25" H: 31.5" SH: 18.5"  
W: 51.5cm D: 56.5cm H: 80cm SH: 47cm  
WT: 10.5lb 4.75kg

SOFT POLYURETHANE SEAT AND BACK COLORS:  
RED, ORANGE, GREEN, BLUE, AND GRAY  
ALL COLORS CAN BE USED OUTDOORS (5 YEAR WARRANTY)  
STACKS 6 HIGH  
FIRE RETARDANCY CERTIFIED ACC TO BRITISH STANDARDS  
AND CAL133

3-BAR BACK NIN0-3  
NIN0-3P  
  
SOFT BACK NIN0-S  
NIN0-SP

**\$ 670** Hand-brushed  
**\$ 1325** Hand-polished  
  
**\$ 820** Hand-brushed  
**\$ 1610** Hand-polished




**NINE-0™ STACKING ARMCHAIR**

W: 20.25" D: 22.25" H: 31.5" SH: 18.5"  
W: 51.5cm D: 56.5cm H: 80cm SH: 47cm  
WT: 11lb 5kg

SOFT POLYURETHANE SEAT AND BACK COLORS:  
RED, ORANGE, GREEN, BLUE, AND GRAY  
ALL COLORS CAN BE USED OUTDOORS (5 YEAR WARRANTY)  
STACKS 6 HIGH  
FIRE RETARDANCY CERTIFIED ACC TO BRITISH STANDARDS  
AND CAL133

3-BAR BACK NIN0-3A  
NIN0-3AP  
  
SOFT BACK NIN0-SA  
NIN0-SAP

**\$ 710** Hand-brushed  
**\$ 1415** Hand-polished  
  
**\$ 860** Hand-brushed  
**\$ 1705** Hand-polished




**NINE-0™ COUNTER STOOL**

W: 20.25" D: 22" H: 36.625" SH: 23.625"  
W: 51.5cm D: 56cm H: 93cm SH: 60cm  
WT: 11.5lb 5.25kg

SOFT POLYURETHANE SEAT AND BACK COLORS:  
RED, ORANGE, GREEN, BLUE, AND GRAY  
ALL COLORS CAN BE USED OUTDOORS (5 YEAR WARRANTY)  
STACKS 6 HIGH  
FIRE RETARDANCY CERTIFIED ACC TO BRITISH STANDARDS  
AND CAL133

3-BAR BACK NIN0-243  
NIN0-243P  
  
SOFT BACK NIN0-24S  
NIN0-24SP

**\$ 725** Hand-brushed  
**\$ 1440** Hand-polished  
  
**\$ 870** Hand-brushed  
**\$ 1740** Hand-polished




**NINE-0™ BARSTOOL**

W: 20.25" D: 23.5" H: 42.5" SH: 29.5"  
W: 51.5cm D: 59.5cm H: 100.8cm SH: 75cm  
WT: 13.25lb 6kg

SOFT POLYURETHANE SEAT AND BACK COLORS:  
RED, ORANGE, GREEN, BLUE, AND GRAY  
ALL COLORS CAN BE USED OUTDOORS (5 YEAR WARRANTY)  
STACKS 6 HIGH  
FIRE RETARDANCY CERTIFIED ACC TO BRITISH STANDARDS  
AND CAL133

3-BAR BACK NIN0-303  
NIN0-303P  
  
SOFT BACK NIN0-30S  
NIN0-30SP

**\$ 725** Hand-brushed  
**\$ 1440** Hand-polished  
  
**\$ 870** Hand-brushed  
**\$ 1740** Hand-polished



# NINE-0™ by ETTORE SOTTASS

U.S. DESIGN PATENT NO. D571129 SWIVEL CHAIR PATENT NO. D577518

## NINE-0™ SWIVEL CHAIR

W: 17.88" D: Ø23" H: 29.5-32.5" SH: 17.5-20.5"  
W: 45.5cm D: Ø58.5cm H: 75-82.5cm SH: 44.5-52cm  
WT: 20lb 9kg

SOFT POLYURETHANE SEAT AND BACK COLORS:  
RED, ORANGE, GREEN, BLUE, AND GRAY  
FIRE RETARDANCY CERTIFIED ACC TO BRITISH STANDARDS  
AND CAL133

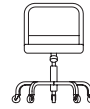
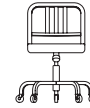
3-BAR BACK NIN0SWV-3  
NIN0SWV-3P  
  
SOFT BACK NIN0SWV-S  
NIN0SWV-SP

**\$ 1060** Hand-brushed

**\$ 1975** Hand-polished

**\$ 1105** Hand-brushed

**\$ 2105** Hand-polished



## NINE-0™ SWIVEL ARMCHAIR

W: 22" D: Ø23" H: 29.5-32.5" SH: 17.5-20.5"  
W: 56cm D: Ø58.5cm H: 75-82.5cm SH: 44.5-52cm  
WT: 20lb 9kg

SOFT POLYURETHANE SEAT AND BACK COLORS:  
RED, ORANGE, GREEN, BLUE, AND GRAY  
FIRE RETARDANCY CERTIFIED ACC TO BRITISH STANDARDS  
AND CAL133

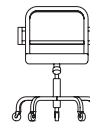
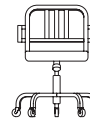
3-BAR BACK NIN0SWV-3A  
NIN0SWV-3AP  
  
SOFT BACK NIN0SWV-SA  
NIN0SWV-SAP

**\$ 1285** Hand-brushed

**\$ 2185** Hand-polished

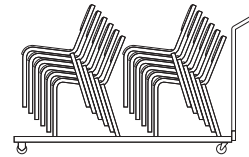
**\$ 1430** Hand-brushed

**\$ 2330** Hand-polished



## TROLLEY FOR 2 STACKS OF NINE-0™ CHAIRS

**\$ 845**



OPTIONS. GLIDES WITH INTEGRATED FELT ADD \$16 PER ITEM.





FRAME: SANDBLASTED CLEAR, RED AND BLACK POWDER COATED ALUMINUM.

SEAT: RECLAIMED POLYPROPYLENE, WOOD OR UPHOLSTERED SEAT IN SPINNEYBECK VOLO LEATHER.

**PARRISH ALUMINUM SIDE CHAIR**

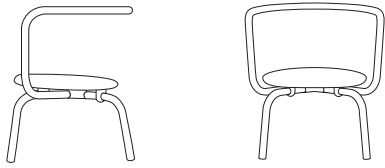
W: 19.75"	D: 19.75"	H: 28.5"	SH: 18"	PARPS GREY	RECLAIMED POLYPROP. AGATHE GREY	<b>\$ 450</b>
W: 50cm	D: 50cm	H: 72.4cm	SH: 45.7cm	PARPS BLACK	RECLAIMED POLYPROP. GRAPHITE BLACK	<b>\$ 450</b>
WT: 14.5lb	6.6kg			PARPS RED	RECLAIMED POLYPROP. CORAL RED	<b>\$ 450</b>
W: 19.75"	D: 19.75"	H: 28.5"	SH: 18"	PARWS ASH	LANCASTER-ASH WOOD	<b>\$ 600</b>
W: 50cm	D: 50cm	H: 72.4cm	SH: 45.7cm	PARWS WALNUT	LANCASTER-WALNUT WOOD	<b>\$ 600</b>
WT: 16lb	7.2kg					
W: 19.75"	D: 19.75"	H: 28.5"	SH: 18.5"	PARUS GL	SPINNEYBECK-LEATHER VO 923 GREY	<b>\$ 960</b>
W: 50cm	D: 50cm	H: 72.4cm	SH: 47cm	PARUS BL	SPINNEYBECK-LEATHER 960 BLACK	<b>\$ 960</b>
WT: 17.25b	7.8kg			PARUS RL	SPINNEYBECK-LEATHER 983 RED	<b>\$ 960</b>

**PARRISH POWDER COATED RED SIDE CHAIR**

W: 19.75"	D: 19.75"	H: 28.5"	SH: 18"	PARPC RED PS GREY	RECLAIMED POLYPROP. AGATHE GREY	<b>\$ 550</b>
W: 50cm	D: 50cm	H: 72.4cm	SH: 45.7cm	PARPC RED PS BLACK	RECLAIMED POLYPROP. GRAPHITE BLACK	<b>\$ 550</b>
WT: 14.5lb	6.6kg			PARPC RED PS RED	RECLAIMED POLYPROP. CORAL RED	<b>\$ 550</b>
W: 19.75"	D: 19.75"	H: 28.5"	SH: 18"	PARPC RED WS ASH	LANCASTER-ASH WOOD	<b>\$ 700</b>
W: 50cm	D: 50cm	H: 72.4cm	SH: 45.7cm	PARPC RED WS WALNUT	LANCASTER-WALNUT WOOD	<b>\$ 700</b>
WT: 16lb	7.2kg					
W: 19.75"	D: 19.75"	H: 28.5"	SH: 18.5"	PARPC RED US GL	SPINNEYBECK-LEATHER VO 923 GREY	<b>\$ 1060</b>
W: 50cm	D: 50cm	H: 72.4cm	SH: 47cm	PARPC RED US BL	SPINNEYBECK-LEATHER 960 BLACK	<b>\$ 1060</b>
WT: 17.25b	7.8kg			PARPC RED US RL	SPINNEYBECK-LEATHER 983 RED	<b>\$ 1060</b>

**PARRISH POWDER COATED BLACK SIDE CHAIR**

W: 19.75"	D: 19.75"	H: 28.5"	SH: 18"	PARPC BLK PS GREY	RECLAIMED POLYPROP. AGATHE GREY	<b>\$ 550</b>
W: 50cm	D: 50cm	H: 72.4cm	SH: 45.7cm	PARPC BLK PS BLACK	RECLAIMED POLYPROP. GRAPHITE BLACK	<b>\$ 550</b>
WT: 14.5lb	6.6kg			PARPC BLK PS RED	RECLAIMED POLYPROP. CORAL RED	<b>\$ 550</b>
W: 19.75"	D: 19.75"	H: 28.5"	SH: 18"	PARPC BLK WS ASH	LANCASTER-ASH WOOD	<b>\$ 700</b>
W: 50cm	D: 50cm	H: 72.4cm	SH: 45.7cm	PARPC BLK WS WALNUT	LANCASTER-WALNUT WOOD	<b>\$ 700</b>
WT: 16lb	7.2kg					
W: 19.75"	D: 19.75"	H: 28.5"	SH: 18.5"	PARPC BLK US GL	SPINNEYBECK-LEATHER VO 923 GREY	<b>\$ 1060</b>
W: 50cm	D: 50cm	H: 72.4cm	SH: 47cm	PARPC BLK US BL	SPINNEYBECK-LEATHER 960 BLACK	<b>\$ 1060</b>
WT: 17.25b	7.8kg			PARPC BLK US RL	SPINNEYBECK-LEATHER 983 RED	<b>\$ 1060</b>



FRAME: SANDBLASTED CLEAR, RED AND BLACK POWDER COATED ALUMINUM.

SEAT: WOOD OR UPHOLSTERED SEAT IN SPINNEYBECK VOLO LEATHER.

**PARRISH ALUMINUM LOUNGE CHAIR**

W: 24.5"	D: 21.5"	H: 25.75"	SH: 14.5"	PARLGWS ASH	LANCASTER-ASH WOOD	<b>\$ 635</b>
W: 62cm	D: 54.5cm	H: 65.4cm	SH: 36.8cm	PARLGWS WALNUT	LANCASTER-WALNUT WOOD	<b>\$ 635</b>
WT: 18lb	8kg					
W: 24.5"	D: 21.5"	H: 25.75"	SH: 13.25"	PARLGUS GL	SPINNEYBECK-LEATHER V0 923 GREY	<b>\$ 1000</b>
W: 62cm	D: 54.5cm	H: 65.4cm	SH: 33.6cm	PARLGUS BL	SPINNEYBECK-LEATHER 960 BLACK	<b>\$ 1000</b>
WT: 19.5lb	8.9kg			PARLGUS RL	SPINNEYBECK-LEATHER 983 RED	<b>\$ 1000</b>

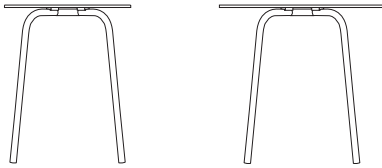
**PARRISH POWDER COATED RED LOUNGE CHAIR**

W: 24.5"	D: 21.5"	H: 25.75"	SH: 14.5"	PARLGPC RED WS ASH	LANCASTER-ASH WOOD	<b>\$ 740</b>
W: 62cm	D: 54.5cm	H: 65.4cm	SH: 36.8cm	PARLGPC RED WS WALNUT	LANCASTER-WALNUT WOOD	<b>\$ 740</b>
WT: 18lb	8kg					
W: 24.5"	D: 21.5"	H: 25.75"	SH: 13.25"	PARLGPC RED US GL	SPINNEYBECK-LEATHER V0 923 GREY	<b>\$ 1100</b>
W: 62cm	D: 54.5cm	H: 65.4cm	SH: 33.6cm	PARLGPC RED US BL	SPINNEYBECK-LEATHER 960 BLACK	<b>\$ 1100</b>
WT: 19.5lb	8.9kg			PARLGPC RED US RL	SPINNEYBECK-LEATHER 983 RED	<b>\$ 1100</b>

**PARRISH POWDER COATED BLACK LOUNGE CHAIR**

W: 24.5"	D: 21.5"	H: 25.75"	SH: 14.5"	PARLGPC BLK WS ASH	LANCASTER-ASH WOOD	<b>\$ 740</b>
W: 62cm	D: 54.5cm	H: 65.4cm	SH: 36.8cm	PARLGPC BLK WS WALNUT	LANCASTER-WALNUT WOOD	<b>\$ 740</b>
WT: 18lb	8kg					
W: 24.5"	D: 21.5"	H: 25.75"	SH: 13.25"	PARLGPC BLK US GL	SPINNEYBECK-LEATHER V0 923 GREY	<b>\$ 1100</b>
W: 62cm	D: 54.5cm	H: 65.4cm	SH: 33.6cm	PARLGPC BLK US BL	SPINNEYBECK-LEATHER 960 BLACK	<b>\$ 1100</b>
WT: 19.5lb	8.9kg			PARLGPC BLK US RL	SPINNEYBECK-LEATHER 983 RED	<b>\$ 1100</b>

ALL CHAIRS WITH RECLAIMED POLYPROPYLENE SEATS  
ARE SUITABLE FOR OUTDOOR.  
ALL TABLES ARE SUITABLE FOR LIMITED OUTDOOR USE.



FRAME: SANDBLASTED CLEAR OR BLACK POWDER COATED ALUMINUM.  
TOP: TRESPA HPL.

**PARRISH TABLE 24"**

D: 24"	H: 28.25"	PART 24 GT	ALUMINUM FRAME, TRESPA TOP, E0-02, SILVER GREY	<b>\$ 790</b>
D: 60cm	H: 71.76cm	PART 24 BT	ALUMINUM FRAME, TRESPA TOP, E0-09, BLACK	<b>\$ 790</b>
WT: 21lb	9.5kg	PART 24 GT PC BLK	BLACK POWDER COATED FRAME, TRESPA TOP, E0-02, SILVER GREY	<b>\$ 890</b>
		PART 24 BT PC BLK	BLACK POWDER COATED FRAME, TRESPA TOP, E0-09, BLACK	<b>\$ 890</b>

**PARRISH TABLE 31.5"**

D: 31.5"	H: 28.25"	PART 31.5 GT	ALUMINUM FRAME, TRESPA TOP, E0-02, SILVER GREY	<b>\$ 1000</b>
D: 80cm	H: 71.76cm	PART 31.5 BT	ALUMINUM FRAME, TRESPA TOP, E0-09, BLACK	<b>\$ 1000</b>
WT: 40lb	18kg	PART 31.5 GT PC BLK	BLACK POWDER COATED FRAME, TRESPA TOP, E0-02, SILVER GREY	<b>\$ 1100</b>
		PART 31.5 BT PC BLK	BLACK POWDER COATED FRAME, TRESPA TOP, E0-09, BLACK	<b>\$ 1100</b>



FRAME: SANDBLASTED CLEAR OR BLACK POWDER COATED ALUMINUM.  
TOP: TRESPA HPL.

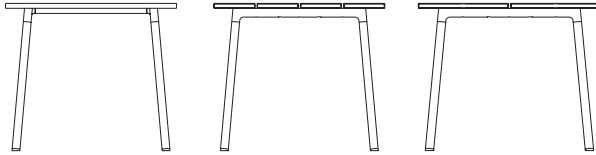
**PARRISH LOW TABLE 24"**

D: 24"	H: 12.75"	PART 24 GTL	ALUMINUM FRAME, TRESPA TOP, E0-02, SILVER GREY	<b>\$ 810</b>
D: 60cm	H: 32.4cm	PART 24 BTL	ALUMINUM FRAME, TRESPA TOP, E0-09, BLACK	<b>\$ 810</b>
WT: 16lb	7.2kg	PART 24 GTL PC BLK	BLACK POWDER COATED FRAME, TRESPA TOP, E0-02, SILVER GREY	<b>\$ 910</b>
		PART 24 BTL PC BLK	BLACK POWDER COATED FRAME, TRESPA TOP, E0-09, BLACK	<b>\$ 910</b>

**PARRISH LOW TABLE 31.5"**

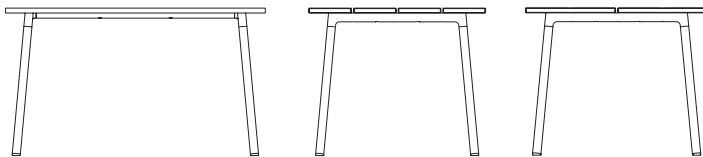
D: 31.5"	H: 12.75"	PART 31.5 GTL	ALUMINUM FRAME, TRESPA TOP, E0-02, SILVER GREY	<b>\$ 1020</b>
D: 80cm	H: 32.4cm	PART 31.5 BTL	ALUMINUM FRAME, TRESPA TOP, E0-09, BLACK	<b>\$ 1020</b>
WT: 35lb	14.5kg	PART 31.5 GTL PC BLK	BLACK POWDER COATED FRAME, TRESPA TOP, E0-02, SILVER GREY	<b>\$ 1120</b>
		PART 31.5 BTL PC BLK	BLACK POWDER COATED FRAME, TRESPA TOP, E0-09, BLACK	<b>\$ 1120</b>

ALL CHAIRS WITH RECLAIMED POLYPROPYLENE SEATS ARE SUITABLE FOR OUTDOOR.  
ALL TABLES ARE SUITABLE FOR LIMITED OUTDOOR USE.



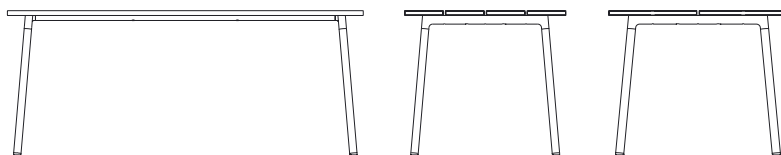
**RUN TABLE 32"**

L: 32.75"	W: 32.75"	H: 28.25"	RT32SASH	CLEAR ALUMINUM FRAME WITH ASH TOP	<b>\$ 1500</b>
L: 83cm	W: 83cm	H: 72cm	RT32SCED	CLEAR ALUMINUM FRAME WITH CEDAR TOP	<b>\$ 1640</b>
WT: 50.9lb	23.1kg	Ash, Walnut	RT32SWAL	CLEAR ALUMINUM FRAME WITH WALNUT TOP	<b>\$ 1805</b>
WT: 43.4lb	19.7kg	Cedar	RT32SALU	CLEAR ALUMINUM FRAME WITH ALUMINUM TOP	<b>\$ 2080</b>
WT: 50.3lb	22.8kg	Aluminum	RT32BASH	BLACK POWDER COATED FRAME WITH ASH TOP	<b>\$ 1545</b>
			RT32BCED	BLACK POWDER COATED FRAME WITH CEDAR TOP	<b>\$ 1685</b>
			RT32BWAL	BLACK POWDER COATED FRAME WITH WALNUT TOP	<b>\$ 1850</b>



**RUN TABLE 48"**

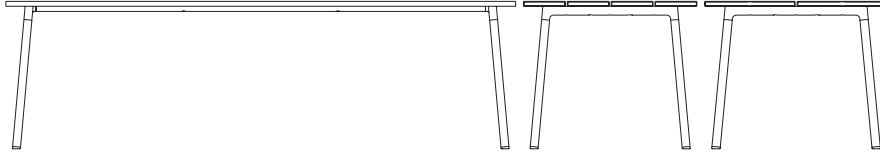
L: 48"	W: 32.75"	H: 28.25"	RT48SASH	CLEAR ALUMINUM FRAME WITH ASH TOP	<b>\$ 1745</b>
L: 122cm	W: 83cm	H: 72cm	RT48SCED	CLEAR ALUMINUM FRAME WITH CEDAR TOP	<b>\$ 1955</b>
WT: 68.8lb	31.2kg	Ash, Walnut	RT48SWAL	CLEAR ALUMINUM FRAME WITH WALNUT TOP	<b>\$ 2190</b>
WT: 58.4lb	26.5kg	Cedar	RT48SALU	CLEAR ALUMINUM FRAME WITH ALUMINUM TOP	<b>\$ 2525</b>
WT: 67.7lb	30.7kg	Aluminum	RT48BASH	BLACK POWDER COATED FRAME WITH ASH TOP	<b>\$ 1790</b>
			RT48BCED	BLACK POWDER COATED FRAME WITH CEDAR TOP	<b>\$ 2000</b>
			RT48BWAL	BLACK POWDER COATED FRAME WITH WALNUT TOP	<b>\$ 2235</b>



**RUN TABLE 72"**

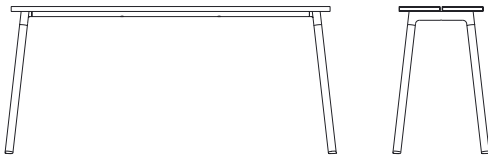
L: 72"	W: 32.75"	H: 28.25"	RT72SASH	CLEAR ALUMINUM FRAME WITH ASH TOP	<b>\$ 2130</b>
L: 183cm	W: 83cm	H: 72cm	RT72SCED	CLEAR ALUMINUM FRAME WITH CEDAR TOP	<b>\$ 2435</b>
WT: 95.9lb	43.5kg	Ash, Walnut	RT72SWAL	CLEAR ALUMINUM FRAME WITH WALNUT TOP	<b>\$ 2780</b>
WT: 81.5lb	37kg	Cedar	RT72SALU	CLEAR ALUMINUM FRAME WITH ALUMINUM TOP	<b>\$ 3215</b>
WT: 94.8lb	43kg	Aluminum	RT72BASH	BLACK POWDER COATED FRAME WITH ASH TOP	<b>\$ 2175</b>
			RT72BCED	BLACK POWDER COATED FRAME WITH CEDAR TOP	<b>\$ 2480</b>
			RT72BWAL	BLACK POWDER COATED FRAME WITH WALNUT TOP	<b>\$ 2825</b>

ANODIZED ALUMINUM AND CEDAR SUITABLE FOR OUTDOOR USE.



**RUN TABLE 96"**

L: 96"	W: 32.75"	H: 28.25"	RT96SASH	CLEAR ALUMINUM FRAME WITH ASH TOP	<b>\$ 2500</b>
L: 244cm	W: 83cm	H: 72cm	RT96SCED	CLEAR ALUMINUM FRAME WITH CEDAR TOP	<b>\$ 2905</b>
WT: 123.4lb	56kg	Ash, Walnut	RT96SWAL	CLEAR ALUMINUM FRAME WITH WALNUT TOP	<b>\$ 3345</b>
WT: 104lb	47.2kg	Cedar	RT96SALU	CLEAR ALUMINUM FRAME WITH ALUMINUM TOP	<b>\$ 3870</b>
WT: 121.9lb	55.3kg	Aluminum	RT96BASH	BLACK POWDER COATED FRAME WITH ASH TOP	<b>\$ 2545</b>
			RT96BCED	BLACK POWDER COATED FRAME WITH CEDAR TOP	<b>\$ 2950</b>
			RT96BWAL	BLACK POWDER COATED FRAME WITH WALNUT TOP	<b>\$ 3390</b>



**RUN SIDE TABLE 62"**

L: 63.62"	W: 16.25"	H: 28.25"	RTS62SASH	CLEAR ALUMINUM FRAME WITH ASH TOP	<b>\$ 1305</b>
L: 161.5cm	W: 41cm	H: 72cm	RTS62SCED	CLEAR ALUMINUM FRAME WITH CEDAR TOP	<b>\$ 1445</b>
WT: 43.6lb	19.8kg	Ash, Walnut	RTS62SWAL	CLEAR ALUMINUM FRAME WITH WALNUT TOP	<b>\$ 1610</b>
WT: 37.2lb	16.9kg	Cedar	RTS62SALU	CLEAR ALUMINUM FRAME WITH ALUMINUM TOP	<b>\$ 1690</b>
WT: 43.2lb	19.6kg	Aluminum	RTS62BASH	BLACK POWDER COATED FRAME WITH ASH TOP	<b>\$ 1350</b>
			RTS62BCED	BLACK POWDER COATED FRAME WITH CEDAR TOP	<b>\$ 1490</b>
			RTS62BWAL	BLACK POWDER COATED FRAME WITH WALNUT TOP	<b>\$ 1655</b>



**RUN SIDE TABLE 86"**

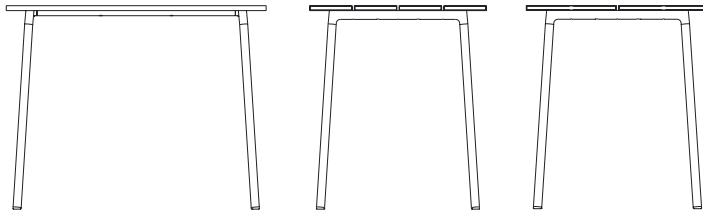
L: 87.62"	W: 16.25"	H: 28.25"	RTS86SASH	CLEAR ALUMINUM FRAME WITH ASH TOP	<b>\$ 1490</b>
L: 222.5cm	W: 41cm	H: 72cm	RTS86SCED	CLEAR ALUMINUM FRAME WITH CEDAR TOP	<b>\$ 1575</b>
WT: 57.3lb	26kg	Ash, Walnut	RTS86SWAL	CLEAR ALUMINUM FRAME WITH WALNUT TOP	<b>\$ 1885</b>
WT: 48.7lb	22.1kg	Cedar	RTS86SALU	CLEAR ALUMINUM FRAME WITH ALUMINUM TOP	<b>\$ 1990</b>
WT: 57.1lb	25.9kg	Aluminum	RTS86BASH	BLACK POWDER COATED FRAME WITH ASH TOP	<b>\$ 1535</b>
			RTS86BCED	BLACK POWDER COATED FRAME WITH CEDAR TOP	<b>\$ 1620</b>
			RTS86BWAL	BLACK POWDER COATED FRAME WITH WALNUT TOP	<b>\$ 1930</b>

ANODIZED ALUMINUM AND CEDAR SUITABLE FOR OUTDOOR USE.



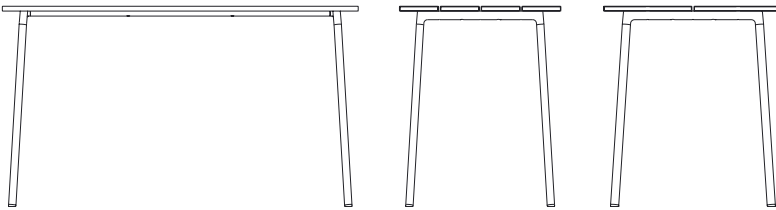
**HIGH TABLE 32"**

L: 32.75"	W: 32.75"	H: 41"	RTH32SASH	CLEAR ALUMINUM FRAME WITH ASH TOP	<b>\$ 1660</b>
L: 83cm	W: 83cm	H: 104cm	RTH32SCED	CLEAR ALUMINUM FRAME WITH CEDAR TOP	<b>\$ 1800</b>
WT: 52lb	23.6kg	Ash, Walnut	RTH32SWAL	CLEAR ALUMINUM FRAME WITH WALNUT TOP	<b>\$ 1965</b>
WT: 44.5lb	20.2kg	Cedar	RTH32SALU	CLEAR ALUMINUM FRAME WITH ALUMINUM TOP	<b>\$ 2240</b>
WT: 51.4lb	23.3kg	Aluminum			
			RTH32BASH	BLACK POWDER COATED FRAME WITH ASH TOP	<b>\$ 1705</b>
			RTH32BCED	BLACK POWDER COATED FRAME WITH CEDAR TOP	<b>\$ 1845</b>
			RTH32BWAL	BLACK POWDER COATED FRAME WITH WALNUT TOP	<b>\$ 2010</b>



**HIGH TABLE 48"**

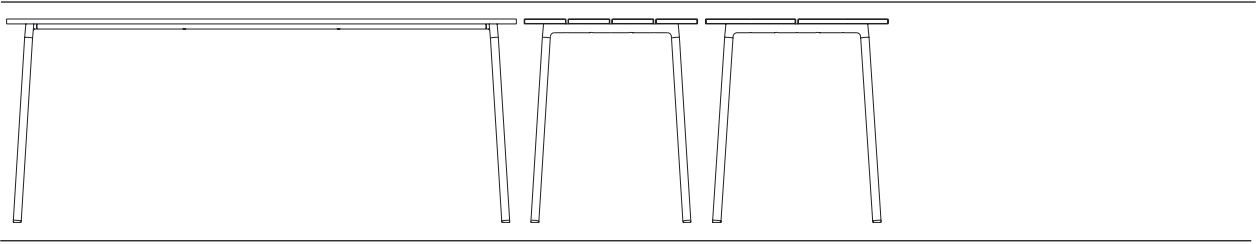
L: 48"	W: 32.75"	H: 41"	RTH48SASH	CLEAR ALUMINUM FRAME WITH ASH TOP	<b>\$ 1905</b>
L: 122cm	W: 83cm	H: 104cm	RTH48SCED	CLEAR ALUMINUM FRAME WITH CEDAR TOP	<b>\$ 2115</b>
WT: 69.9lb	31.7kg	Ash, Walnut	RTH48SWAL	CLEAR ALUMINUM FRAME WITH WALNUT TOP	<b>\$ 2350</b>
WT: 59.5lb	27kg	Cedar	RTH48SALU	CLEAR ALUMINUM FRAME WITH ALUMINUM TOP	<b>\$ 2685</b>
WT: 68.8lb	31.2kg	Aluminum			
			RTH48BASH	BLACK POWDER COATED FRAME WITH ASH TOP	<b>\$ 1950</b>
			RTH48BCED	BLACK POWDER COATED FRAME WITH CEDAR TOP	<b>\$ 2320</b>
			RTH48BWAL	BLACK POWDER COATED FRAME WITH WALNUT TOP	<b>\$ 2555</b>



**HIGH TABLE 72"**

L: 72"	W: 32.75"	H: 41"	RTH72SASH	CLEAR ALUMINUM FRAME WITH ASH TOP	<b>\$ 2290</b>
L: 183cm	W: 83cm	H: 104cm	RTH72SCED	CLEAR ALUMINUM FRAME WITH CEDAR TOP	<b>\$ 2595</b>
WT: 97lb	44kg	Ash, Walnut	RTH72SWAL	CLEAR ALUMINUM FRAME WITH WALNUT TOP	<b>\$ 2940</b>
WT: 82.7lb	37.5kg	Cedar	RTH72SALU	CLEAR ALUMINUM FRAME WITH ALUMINUM TOP	<b>\$ 3375</b>
WT: 98.1lb	44.5kg	Aluminum			
			RTH72BASH	BLACK POWDER COATED FRAME WITH ASH TOP	<b>\$ 2335</b>
			RTH72BCED	BLACK POWDER COATED FRAME WITH CEDAR TOP	<b>\$ 2640</b>
			RTH72BWAL	BLACK POWDER COATED FRAME WITH WALNUT TOP	<b>\$ 2985</b>

ANODIZED ALUMINUM AND CEDAR SUITABLE FOR OUTDOOR USE.



**HIGH TABLE 96"**

L: 96" W: 32.75" H: 41"

L: 244cm W: 83cm H: 104cm

WT: 124.5lb 56.5kg Ash, Walnut

WT: 105.1lb 47.7kg Cedar

WT: 123.2lb 55.9kg Aluminum

RTH96SASH

CLEAR ALUMINUM FRAME WITH ASH TOP

**\$ 2660**

RTH96SCED

CLEAR ALUMINUM FRAME WITH CEDAR TOP

**\$ 3065**

RTH96SWAL

CLEAR ALUMINUM FRAME WITH WALNUT TOP

**\$ 3505**

RTH96SALU

CLEAR ALUMINUM FRAME WITH ALUMINUM TOP

**\$ 4030**

RTH96BASH

BLACK POWDER COATED FRAME WITH ASH TOP

**\$ 2705**

RTH96BCED


BLACK POWDER COATED FRAME WITH CEDAR TOP

**\$ 3110**

RTH96BWAL

BLACK POWDER COATED FRAME WITH WALNUT TOP

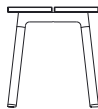
**\$ 3550**



**3-SEAT BENCH**

L: 61.25" W: 16.25" H: 17.75"  
L: 155.5cm W: 41cm H: 45cm  
WT: 42.5lb 19.3kg Ash, Walnut  
WT: 36.1lb 16.4kg Cedar  
WT: 42.1lb 19.1kg Aluminum

RB3SEATERSASH	CLEAR ALUMINUM FRAME WITH ASH SEAT	<b>\$ 1245</b>
RB3SEATERSCED	CLEAR ALUMINUM FRAME WITH CEDAR SEAT	<b>\$ 1385</b>
RB3SEATERSWAL	CLEAR ALUMINUM FRAME WITH WALNUT SEAT	<b>\$ 1550</b>
RB3SEATERSALU	CLEAR ALUMINUM FRAME WITH ALUMINUM SEAT	<b>\$ 1630</b>
RB3SEATERBASH	BLACK POWDER COATED FRAME WITH ASH SEAT	<b>\$ 1290</b>
RB3SEATERBCED	BLACK POWDER COATED FRAME WITH CEDAR SEAT	<b>\$ 1430</b>
RB3SEATERBWAL	BLACK POWDER COATED FRAME WITH WALNUT SEAT	<b>\$ 1595</b>



**4-SEAT BENCH**

L: 85.25" W: 16.25" H: 17.75"  
L: 216.5cm W: 41cm H: 45cm  
WT: 56.2lb 25.5kg Ash, Walnut  
WT: 47.6lb 21.6kg Cedar  
WT: 56lb 25.4kg Aluminum

RB4SEATERSASH	CLEAR ALUMINUM FRAME WITH ASH SEAT	<b>\$ 1430</b>
RB4SEATERSCED	CLEAR ALUMINUM FRAME WITH CEDAR SEAT	<b>\$ 1515</b>
RB4SEATERSWAL	CLEAR ALUMINUM FRAME WITH WALNUT SEAT	<b>\$ 1825</b>
RB4SEATERSALU	CLEAR ALUMINUM FRAME WITH ALUMINUM SEAT	<b>\$ 1930</b>
RB4SEATERBASH	BLACK POWDER COATED FRAME WITH ASH SEAT	<b>\$ 1475</b>
RB4SEATERBCED	BLACK POWDER COATED FRAME WITH CEDAR SEAT	<b>\$ 1560</b>
RB4SEATERBWAL	BLACK POWDER COATED FRAME WITH WALNUT SEAT	<b>\$ 1870</b>

**SEAT PAD**

L: 60" W: 15" H: 2/4"  
L: 152.5cm W: 38cm H: 1cm  
WT: 3.3lb 1.5kg


RB3SEATERGF	GRAY FELT CUSHION FOR 3-SEATER BENCH	<b>\$ 260</b>
-------------	--------------------------------------	---------------

W: 84" D: 15" H: 2/4"  
W: 213.5cm D: 38cm H: 1cm  
WT: 4.4lb 2kg

RB4SEATERGF	GRAY FELT CUSHION FOR 4-SEATER BENCH	<b>\$ 330</b>
-------------	--------------------------------------	---------------

ANODIZED ALUMINUM AND CEDAR SUITABLE FOR OUTDOOR USE.

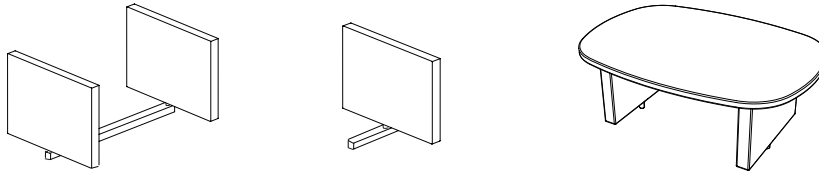




**SHELF**

L: 72"	W: 18"	H: 39.75"
L: 183cm	W: 45.5cm	H: 101cm
WT: 116.4lb	52.8kg	Ash, Walnut
WT: 93.7lb	42.5kg	Cedar
WT: 117.3lb	53.2kg	Aluminum

RSSASH	RUN SHELF WITH CLEAR ALUMINUM FRAME AND ASH PLANKS	<b>\$ 3845</b>
RSSCED	RUN SHELF WITH CLEAR ALUMINUM FRAME AND CEDAR PLANKS	<b>\$ 4195</b>
RSSWAL	RUN SHELF WITH CLEAR ALUMINUM FRAME AND WALNUT PLANKS	<b>\$ 4756</b>
RSSALU	RUN SHELF WITH CLEAR ALUMINUM FRAME AND ALUMINUM PLANKS	<b>\$ 4850</b>
RSBASH	RUN SHELF WITH BLACK FRAME AND ASH PLANKS	<b>\$ 3845</b>
RSBCED	RUN SHELF WITH BLACK FRAME AND CEDAR PLANKS	<b>\$ 4195</b>
RSBWAL	RUN SHELF WITH BLACK FRAME AND WALNUT PLANKS	<b>\$ 4756</b>



**RUN ACCESSORIES**

L: 10"	D: 14"	H: 7"	RUNBOOKENDASH	ASH BOOKEND, 2 SIDES	<b>\$ 160</b>
L: 25.5cm	D: 35.5cm	H: 18cm	RUNBOOKENDCED	CEDAR BOOKEND, 2 SIDES	<b>\$ 160</b>
WT: 4.4lb	2kg		RUNBOOKENDWAL	WALNUT BOOKEND, 2 SIDES	<b>\$ 160</b>
L: 10"	D: 1"	H: 7"	RUNENDASH	ASH BOOKEND, 1 SIDE	<b>\$ 105</b>
L: 25.5cm	D: 2.5cm	H: 18cm	RUNENDCED	CEDAR BOOKEND, 1 SIDE	<b>\$ 105</b>
WT: 2.2lb	1kg		RUNENDWAL	WALNUT BOOKEND, 1 SIDE	<b>\$ 105</b>
L: 17.25"	D: 12"	H: 6"	RUNPLATFORMASH	ASH PLATFORM	<b>\$ 230</b>
L: 43.5cm	D: 30.5cm	H: 15.5cm	RUNPLATFORMCED	CEDAR PLATFORM	<b>\$ 230</b>
WT: 5.5lb	2.5kg		RUNPLATFORMWAL	WALNUT PLATFORM	<b>\$ 230</b>

---

## SEZZ SIDE CHAIR

W: 18"      D: 22.75"      H: 33.5"      SH: 17.5"      SEZZ      \$ 1165 Hand-brushed  
W: 46cm      D: 58cm      H: 85cm      SH: 44cm  
WT: 10lb      4.53kg




---

## SEZZ LOUNGE CHAIR

W: 18"      D: 22.75"      H: 29.25"      SH: 15"      SEZZ-LG      \$ 1165 Hand-brushed  
W: 46cm      D: 58cm      H: 74cm      SH: 38cm  
WT: 10lb      4.31kg




---

## SEZZ COUNTER STOOL

W: 16"      D: 20.5"      H: 34.75"      SH: 24"      SEZZCTR-24      \$ 1265 Hand-brushed  
W: 41cm      D: 52cm      H: 88cm      SH: 61cm  
WT: 9lb      4.1kg




---

## SEZZ BARSTOOL

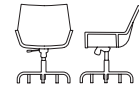
W: 16"      D: 20.5"      H: 40.5"      SH: 30"      SEZZBAR-30      \$ 1265 Hand-brushed  
W: 41cm      D: 52cm      H: 103cm      SH: 76cm  
WT: 12lb      5.44kg




---

## SEZZ SWIVEL CHAIR WITH GLIDES

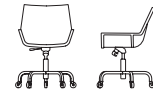
W: 18"      D: 22.5"      H: 32.5 – 35"      SH: 16.5 – 19"      SEZZSW-SG      \$ 1480 Hand-brushed  
W: 46cm      D: 57cm      H: 82 – 89cm      SH: 42 – 48cm  
WT: 22lb      9.97kg




---

## SEZZ SWIVEL CHAIR WITH CASTORS

W: 18"      D: 22.5"      H: 32.5 – 34.75"      SH: 16.75 – 19.25"      SEZZSW-C      \$ 1680 Hand-brushed  
W: 46cm      D: 57cm      H: 82 – 88cm      SH: 43 – 49cm  
WT: 22lb      9.97kg




---

## SEAT PAD

UPHOLSTERY: BLACK VINYL OR C.O.M./C.O.L.      \$ 180  
C.O.M.: 1yd C.O.L.: 10sq ft

---

## BACK PAD

UPHOLSTERY: BLACK VINYL OR C.O.M./C.O.L.      \$ 125  
C.O.M.: 1yd C.O.L.: 10sq ft

---

**GLIDES:** SOFT PLASTIC TPU GLIDES AS STANDARD.

**OPTIONS.** LEXAN GLIDES FOR CARPET ADD \$18 PER ITEM. GLIDES WITH INTEGRATED FELT ADD \$16 PER ITEM.

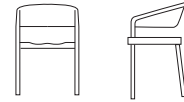
**UPHOLSTERY.** ADDITIONAL VINYL COLORS AVAILABLE WITH MINIMUM ORDER AND UP CHARGE.

---

## SOSO STACKING ARMCHAIR

W: 21" D: 16" H: 31" SH: 18" SOSO  
W: 53.3cm D: 40.6cm H: 78.7cm SH: 45.7cm  
WT: 8lb 3.6kg  
Stacks 4 high

**\$ 1820** Hand-brushed

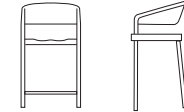


---

## SOSO COUNTER STOOL

W: 21" D: 16" H: 37" SH: 24" SOSOCTR-24  
W: 53.3cm D: 40.6cm H: 94cm SH: 61cm  
WT: 9lb 4kg

**\$ 2350** Hand-brushed

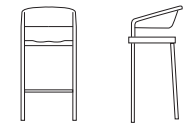


---

## SOSO BARSTOOL

W: 21" D: 16" H: 43" SH: 30" SOSOBAR-30  
W: 53.3cm D: 40.6cm H: 109cm SH: 76cm  
WT: 10lb 4.5kg

**\$ 2350** Hand-brushed



---

## TROLLEY FOR 2 STACKS OF SOSO CHAIRS

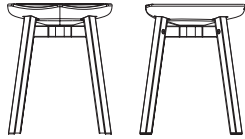
**\$ 845**



---

**GLIDES:** SOFT PLASTIC TPU GLIDES AS STANDARD.

**OPTIONS:** LEXAN GLIDES FOR CARPET ADD \$18 PER ITEM. GLIDES WITH INTEGRATED FELT ADD \$16 PER ITEM.



**SU SMALL STOOL**

PLASTIC SEAT RECYCLED POLYETHYLENE

W: 14.8" D: 15" SH: 18.5"	SU 18 PS RED	POLYETHYLENE SEAT RED, NATURAL ANODIZED ALUMINUM LEGS	<b>\$ 390</b>
W: 37.6cm D: 38cm SH: 47cm	SU 18 PS CHARCOAL	POLYETHYLENE SEAT CHARCOAL, NATURAL ANODIZED ALUMINUM LEGS	<b>\$ 390</b>
WT: 9lb 4kg	SU 18 PS FLINT	POLYETHYLENE SEAT FLINT GREY, NATURAL ANODIZED ALUMINUM LEGS	<b>\$ 390</b>
	SU 18 BLACK PS RED	POLYETHYLENE SEAT RED, BLACK ANODIZED ALUMINUM LEGS	<b>\$ 405</b>
	SU 18 BLACK PS CHARCOAL	POLYETHYLENE SEAT CHARCOAL, BLACK ANODIZED ALUMINUM LEGS	<b>\$ 405</b>
	SU 18 BLACK PS FLINT	POLYETHYLENE SEAT FLINT GREY, BLACK ANODIZED ALUMINUM LEGS	<b>\$ 405</b>
W: 14.8" D: 15" SH: 18.5"	SU 18 WOOD PS RED	POLYETHYLENE SEAT RED, NATURAL WOOD LEGS	<b>\$ 430</b>
W: 37.6cm D: 38cm SH: 47cm	SU 18 WOOD PS CHARCOAL	POLYETHYLENE SEAT CHARCOAL, NATURAL WOOD LEGS	<b>\$ 430</b>
WT: 7.5lb 3.4kg	SU 18 WOOD PS FLINT	POLYETHYLENE SEAT FLINT GREY, NATURAL WOOD LEGS	<b>\$ 430</b>

**SU SMALL STOOL**

CORK SEAT

W: 14.8" D: 15" SH: 18.5"	SU 18 CKS	CORK SEAT, NATURAL ANODIZED ALUMINUM LEGS	<b>\$ 500</b>
W: 37.6cm D: 38cm SH: 47cm	SU 18 BLACK CKS	CORK SEAT, BLACK ANODIZED ALUMINUM LEGS	<b>\$ 515</b>
WT: 11lb 5kg			
W: 14.8" D: 15" SH: 18.5"	SU 18 WOOD CKS	CORK SEAT, NATURAL WOOD LEGS	<b>\$ 535</b>
W: 37.6cm D: 38cm SH: 47cm			
WT: 9lb 4kg			

**SU SMALL STOOL**

ECO-CONCRETE SEAT

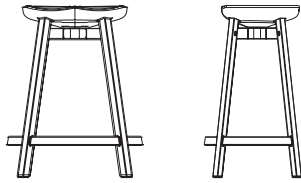
W: 14.8" D: 15" SH: 18.5"	SU 18 CS	CONCRETE SEAT, NATURAL ANODIZED ALUMINUM LEGS	<b>\$ 530</b>
W: 37.6cm D: 38cm SH: 47cm	SU 18 BLACK CS	CONCRETE SEAT, BLACK ANODIZED ALUMINUM LEGS	<b>\$ 545</b>
WT: 33lb 15kg			
W: 14.8" D: 15" SH: 18.5"	SU 18 WOOD CS	CONCRETE SEAT, NATURAL WOOD LEGS	<b>\$ 565</b>
W: 37.6cm D: 38cm SH: 47cm			
WT: 31.3lb 14.2kg			

**SU SMALL STOOL**

WOODEN SEAT RECLAIMED OAK WOOD

W: 14.8" D: 15" SH: 18.5"	SU 18 WS	RECLAIMED OAK WOOD SEAT, NATURAL ANODIZED ALUMINUM LEGS	<b>\$ 895</b>
W: 37.6cm D: 38cm SH: 47cm	SU 18 BLACK WS	RECLAIMED OAK WOOD SEAT, BLACK ANODIZED ALUMINUM LEGS	<b>\$ 915</b>
WT: 14.8lb 6.7kg			
W: 14.8" D: 15" SH: 18.5"	SU 18 WOOD WS	RECLAIMED OAK WOOD SEAT, NATURAL WOOD LEGS	<b>\$ 935</b>
W: 37.6cm D: 38cm SH: 47cm			
WT: 13.2lb 6kg			

ALL SU STOOLS WITH RECYCLED POLYETHYLENE AND ECO-CONCRETE SEATS  
WITH NATURAL OR BLACK ANODIZED LEGS ARE SUITABLE FOR OUTDOOR.



**SU COUNTER STOOL**

PLASTIC SEAT RECYCLED POLYETHYLENE

W: 19"	D: 17.6"	SH: 24"	SU 24 PS RED	POLYETHYLENE SEAT RED, NATURAL ANODIZED ALUMINUM LEGS	<b>\$ 605</b>
W: 48.7cm	D: 45cm	SH: 61cm	SU 24 PS CHARCOAL	POLYETHYLENE SEAT CHARCOAL, NATURAL ANODIZED ALUMINUM LEGS	<b>\$ 605</b>
WT: 12.4lb	5.6kg		SU 24 PS FLINT	POLYETHYLENE SEAT FLINT GREY, NATURAL ANODIZED ALUMINUM LEGS	<b>\$ 605</b>
			SU 24 BLACK PS RED	POLYETHYLENE SEAT RED, BLACK ANODIZED ALUMINUM LEGS	<b>\$ 635</b>
			SU 24 BLACK PS CHARCOAL	POLYETHYLENE SEAT CHARCOAL, BLACK ANODIZED ALUMINUM LEGS	<b>\$ 635</b>
			SU 24 BLACK PS FLINT	POLYETHYLENE SEAT FLINT GREY, BLACK ANODIZED ALUMINUM LEGS	<b>\$ 635</b>
W: 19"	D: 17.6"	SH: 24"	SU 24 WOOD PS RED	POLYETHYLENE SEAT RED, NATURAL WOOD LEGS	<b>\$ 665</b>
W: 48.7cm	D: 45cm	SH: 61cm	SU 24 WOOD PS CHARCOAL	POLYETHYLENE SEAT CHARCOAL, NATURAL WOOD LEGS	<b>\$ 665</b>
WT: 10.6lb	4.8kg		SU 24 WOOD PS FLINT	POLYETHYLENE SEAT FLINT GREY, NATURAL WOOD LEGS	<b>\$ 665</b>

**SU COUNTER STOOL**

CORK SEAT

W: 19"	D: 17.6"	SH: 24"	SU 24 CKS	CORK SEAT, NATURAL ANODIZED ALUMINUM LEGS	<b>\$ 715</b>
W: 48.7cm	D: 45cm	SH: 61cm	SU 24 BLACK CKS	CORK SEAT, BLACK ANODIZED ALUMINUM LEGS	<b>\$ 740</b>
WT: 14lb	6.3kg				
W: 19"	D: 17.6"	SH: 24"	SU 24 WOOD CKS	CORK SEAT, NATURAL WOOD LEGS	<b>\$ 775</b>
W: 48.7cm	D: 45cm	SH: 61cm			
WT: 12lb	5.5kg				

**SU COUNTER STOOL**

ECO-CONCRETE SEAT

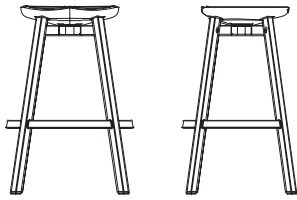
W: 19"	D: 17.6"	SH: 24"	SU 24 CS	CONCRETE SEAT, NATURAL ANODIZED ALUMINUM LEGS	<b>\$ 745</b>
W: 48.7cm	D: 45cm	SH: 61cm	SU 24 BLACK CS	CONCRETE SEAT, BLACK ANODIZED ALUMINUM LEGS	<b>\$ 770</b>
WT: 36lb	16.4kg				
W: 19"	D: 17.6"	SH: 24"	SU 24 WOOD CS	CONCRETE SEAT, NATURAL WOOD LEGS	<b>\$ 805</b>
W: 48.7cm	D: 45cm	SH: 61cm			
WT: 34.3lb	15.6kg				

**SU COUNTER STOOL**

WOODEN SEAT RECLAIMED OAK WOOD

W: 19"	D: 17.6"	SH: 24"	SU 24 WS	RECLAIMED OAK WOOD SEAT, NATURAL ANODIZED ALUMINUM LEGS	<b>\$ 1065</b>
W: 48.7cm	D: 45cm	SH: 61cm	SU 24 BLACK WS	RECLAIMED OAK WOOD SEAT, BLACK ANODIZED ALUMINUM LEGS	<b>\$ 1095</b>
WT: 18lb	8.2kg				
W: 19"	D: 17.6"	SH: 24"	SU 24 WOOD WS	RECLAIMED OAK WOOD SEAT, NATURAL WOOD LEGS	<b>\$ 1130</b>
W: 48.7cm	D: 45cm	SH: 61cm			
WT: 16.4lb	7.4kg				

ALL SU STOOLS WITH RECYCLED POLYETHYLENE AND ECO-CONCRETE SEATS  
WITH NATURAL OR BLACK ANODIZED LEGS ARE SUITABLE FOR OUTDOOR.



**SU BARSTOOL**

PLASTIC SEAT RECYCLED POLYETHYLENE

W: 19" D: 18.5" SH: 30"	SU 30 PS RED	POLYETHYLENE SEAT RED, NATURAL ANODIZED ALUMINUM LEGS	<b>\$ 605</b>
W: 48.7cm D: 47cm SH: 76cm	SU 30 PS CHARCOAL	POLYETHYLENE SEAT CHARCOAL, NATURAL ANODIZED ALUMINUM LEGS	<b>\$ 605</b>
WT: 14lb 6.3kg	SU 30 PS FLINT	POLYETHYLENE SEAT FLINT GREY, NATURAL ANODIZED ALUMINUM LEGS	<b>\$ 605</b>
	SU 30 BLACK PS RED	POLYETHYLENE SEAT RED, BLACK ANODIZED ALUMINUM LEGS	<b>\$ 635</b>
	SU 30 BLACK PS CHARCOAL	POLYETHYLENE SEAT CHARCOAL, BLACK ANODIZED ALUMINUM LEGS	<b>\$ 635</b>
	SU 30 BLACK PS FLINT	POLYETHYLENE SEAT FLINT GREY, BLACK ANODIZED ALUMINUM LEGS	<b>\$ 635</b>
W: 19" D: 18.5" SH: 30"	SU 30 WOOD PS RED	POLYETHYLENE SEAT RED, NATURAL WOOD LEGS	<b>\$ 665</b>
W: 48.7cm D: 47cm SH: 76cm	SU 30 WOOD PS CHARCOAL	POLYETHYLENE SEAT CHARCOAL, NATURAL WOOD LEGS	<b>\$ 665</b>
WT: 11.7lb 5.3kg	SU 30 WOOD PS FLINT	POLYETHYLENE SEAT FLINT GREY, NATURAL WOOD LEGS	<b>\$ 665</b>

**SU BARSTOOL**

CORK SEAT

W: 19" D: 18.5" SH: 30"	SU 30 CKS	CORK SEAT, NATURAL ANODIZED ALUMINUM LEGS	<b>\$ 715</b>
W: 48.7cm D: 47cm SH: 76cm	SU 30 BLACK CKS	CORK SEAT, BLACK ANODIZED ALUMINUM LEGS	<b>\$ 740</b>
WT: 16lb 7.2kg			
W: 19" D: 18.5" SH: 30"	SU 30 WOOD CKS	CORK SEAT, NATURAL WOOD LEGS	<b>\$ 775</b>
W: 48.7cm D: 47cm SH: 76cm			
WT: 13.5lb 6.1kg			

**SU BARSTOOL**

ECO-CONCRETE SEAT

W: 19" D: 18.5" SH: 30"	SU 30 CS	CONCRETE SEAT, NATURAL ANODIZED ALUMINUM LEGS	<b>\$ 745</b>
W: 48.7cm D: 47cm SH: 76cm	SU 30 BLACK CS	CONCRETE SEAT, BLACK ANODIZED ALUMINUM LEGS	<b>\$ 770</b>
WT: 38lb 17kg			
W: 19" D: 18.5" SH: 30"	SU 30 WOOD CS	CONCRETE SEAT, NATURAL WOOD LEGS	<b>\$ 805</b>
W: 48.7cm D: 47cm SH: 76cm			
WT: 35lb 16kg			

**SU BARSTOOL**

WOODEN SEAT RECLAIMED OAK WOOD

W: 19" D: 18.5" SH: 30"	SU 30 WS	RECLAIMED OAK WOOD SEAT, NATURAL ANODIZED ALUMINUM LEGS	<b>\$ 1065</b>
W: 48.7cm D: 47cm SH: 76cm	SU 30 BLACK WS	RECLAIMED OAK WOOD SEAT, BLACK ANODIZED ALUMINUM LEGS	<b>\$ 1095</b>
WT: 20lb 9kg			
W: 19" D: 18.5" SH: 30"	SU 30 WOOD WS	RECLAIMED OAK WOOD SEAT, NATURAL WOOD LEGS	<b>\$ 1130</b>
W: 48.7cm D: 47cm SH: 76cm			
WT: 17.5lb 8kg			

ALL SU STOOLS WITH RECYCLED POLYETHYLENE AND ECO-CONCRETE SEATS  
WITH NATURAL OR BLACK ANODIZED LEGS ARE SUITABLE FOR OUTDOOR.



**SU LOW TABLE BLACK TOP 21.6"**

W: 21.6"	D: 21.6"	H: 18.5"	SU LT BT	TRESPA HPL BLACK TOP, NATURAL ANODIZED ALUMINUM LEGS	<b>\$ 730</b>
W: 55cm	D: 55cm	H: 47cm	SU LT BLACK BT	TRESPA HPL BLACK TOP, BLACK ANODIZED ALUMINUM LEGS	<b>\$ 760</b>
W: 19lb	8.7kg				
W: 21.6"	D: 21.6"	H: 18.5"	SU LT WOOD BT	TRESPA HPL BLACK TOP, NATURAL WOOD LEGS	<b>\$ 780</b>
W: 55cm	D: 55cm	H: 47cm			
WT: 17.6lb	8kg				

**SU LOW TABLE GREY TOP 21.6"**

W: 21.6"	D: 21.6"	H: 18.5"	SU LT GT	TRESPA HPL GREY TOP, NATURAL ANODIZED ALUMINUM LEGS	<b>\$ 730</b>
W: 55cm	D: 55cm	H: 47cm	SU LT BLACK GT	TRESPA HPL GREY TOP, BLACK ANODIZED ALUMINUM LEGS	<b>\$ 760</b>
W: 19lb	8.7kg				
W: 21.6"	D: 21.6"	H: 18.5"	SU LT WOOD GT	TRESPA HPL GREY TOP, NATURAL WOOD LEGS	<b>\$ 780</b>
W: 55cm	D: 55cm	H: 47cm			
WT: 17.6lb	8kg				

**SU LOW TABLE WHITE TOP 21.6"**

W: 21.6"	D: 21.6"	H: 18.5"	SU LT WT	TRESPA HPL WHITE TOP, NATURAL ANODIZED ALUMINUM LEGS	<b>\$ 730</b>
W: 55cm	D: 55cm	H: 47cm	SU LT BLACK WT	TRESPA HPL WHITE TOP, BLACK ANODIZED ALUMINUM LEGS	<b>\$ 760</b>
W: 19lb	8.7kg				
W: 21.6"	D: 21.6"	H: 18.5"	SU LT WOOD WT	TRESPA HPL WHITE TOP, NATURAL WOOD LEGS	<b>\$ 780</b>
W: 55cm	D: 55cm	H: 47cm			
WT: 17.6lb	8kg				



**SU CAFE TABLE BLACK TOP 26"**

W: 25.6" D: 25.6" H: 28.2"  
W: 65cm D: 65cm H: 71.7cm  
WT: 26lb 11.9kg

SU T 26" BT  
SU T BLACK 26" BT

TRESPA HPL BLACK TOP, NATURAL ANODIZED ALUMINUM LEGS  
TRESPA HPL BLACK TOP, BLACK ANODIZED ALUMINUM LEGS

**\$ 915**  
**\$ 940**

W: 25.6" D: 25.6" H: 28.2"  
W: 65cm D: 65cm H: 71.7cm  
WT: 24lb 10.9kg

SU T WOOD 26" BT

TRESPA HPL BLACK TOP, NATURAL WOOD LEGS

**\$ 965**

**SU CAFE TABLE GREY TOP 26"**

W: 25.6" D: 25.6" H: 28.2"  
W: 65cm D: 65cm H: 71.7cm  
WT: 26lb 11.9kg

SU T 26" GT  
SU T BLACK 26" GT

TRESPA HPL GREY TOP, NATURAL ANODIZED ALUMINUM LEGS  
TRESPA HPL GREY TOP, BLACK ANODIZED ALUMINUM LEGS

**\$ 915**  
**\$ 940**

W: 25.6" D: 25.6" H: 28.2"  
W: 65cm D: 65cm H: 71.7cm  
WT: 24lb 10.9kg

SU T WOOD 26" GT

TRESPA HPL GREY TOP, NATURAL WOOD LEGS

**\$ 965**

**SU CAFE TABLE WHITE TOP 26"**

W: 25.6" D: 25.6" H: 28.2"  
W: 65cm D: 65cm H: 71.7cm  
WT: 26lb 11.9kg

SU T 26" WT  
SU T BLACK 26" WT

TRESPA HPL WHITE TOP, NATURAL ANODIZED ALUMINUM LEGS  
TRESPA HPL WHITE TOP, BLACK ANODIZED ALUMINUM LEGS

**\$ 915**  
**\$ 940**

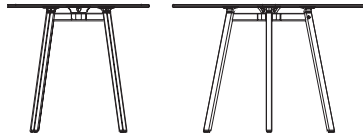
W: 25.6" D: 25.6" H: 28.2"  
W: 65cm D: 65cm H: 71.7cm  
WT: 24lb 10.9kg

SU T WOOD 26" WT

TRESPA HPL WHITE TOP, NATURAL WOOD LEGS

**\$ 965**





**SU CAFÉ TABLE BLACK TOP 31.5"**

W: 31.5"	D: 31.5"	H: 28.2"	SU T 31.5" BT	TRESPA HPL BLACK TOP, NATURAL ANODIZED ALUMINUM LEGS	<b>\$ 1000</b>
W: 80cm	D: 80cm	H: 71.7cm	SU T BLACK 31.5" BT	TRESPA HPL BLACK TOP, BLACK ANODIZED ALUMINUM LEGS	<b>\$ 1030</b>
W: 34.7lb	15.7kg				

W: 31.5"	D: 31.5"	H: 28.2"	SU T WOOD 31.5" BT	TRESPA HPL BLACK TOP, NATURAL WOOD LEGS	<b>\$ 1050</b>
W: 80cm	D: 80cm	H: 71.7cm			
WT: 32.5lb	14.7kg				

**SU CAFÉ TABLE GREY TOP 31.5"**

W: 31.5"	D: 31.5"	H: 28.2"	SU T 31.5" GT	TRESPA HPL GREY TOP, NATURAL ANODIZED ALUMINUM LEGS	<b>\$ 1000</b>
W: 80cm	D: 80cm	H: 71.7cm	SU T BLACK 31.5" GT	TRESPA HPL GREY TOP, BLACK ANODIZED ALUMINUM LEGS	<b>\$ 1030</b>
W: 34.7lb	15.7kg				

W: 31.5"	D: 31.5"	H: 28.2"	SU T WOOD 31.5" GT	TRESPA HPL GREY TOP, NATURAL WOOD LEGS	<b>\$ 1050</b>
W: 80cm	D: 80cm	H: 71.7cm			
WT: 32.5lb	14.7kg				

**SU CAFÉ TABLE WHITE TOP 31.5"**

W: 31.5"	D: 31.5"	H: 28.2"	SU T 31.5" WT	TRESPA HPL WHITE TOP, NATURAL ANODIZED ALUMINUM LEGS	<b>\$ 1000</b>
W: 80cm	D: 80cm	H: 71.7cm	SU T BLACK 31.5" WT	TRESPA HPL WHITE TOP, BLACK ANODIZED ALUMINUM LEGS	<b>\$ 1030</b>
W: 34.7lb	15.7kg				

W: 31.5"	D: 31.5"	H: 28.2"	SU T WOOD 31.5" WT	TRESPA HPL WHITE TOP, NATURAL WOOD LEGS	<b>\$ 1050</b>
W: 80cm	D: 80cm	H: 71.7cm			
WT: 32.5lb	14.7kg				

MSRP USD – Ex WORKS:  
HANOVER, PENNSYLVANIA, USA

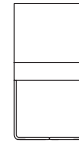
## SUPERLIGHT™ by FRANK GEHRY

EUROPEAN PATENT NO. 200407-001 U.S. DESIGN PATENT NO. 5137105 AND NO. D525041

### SUPERLIGHT™ CHAIR

W: 16.5" D: 20.47" H: 31.8" SH: 18" SUPER-X  
W: 42cm D: 52cm H: 81cm SH: 46cm  
WT: 9lb 4.09kg

**\$ 810** Hand-brushed



AVAILABLE IN BRUSHED ALUMINUM ONLY  
SEAT AND BACK FLEX INDEPENDENTLY

MSRP USD – Ex WORKS:  
HANOVER, PENNSYLVANIA, USA

## TABLE LEGS by PHILIPPE STARCK

**TABLE LEGS ONLY**  
SET OF FOUR

WORK-LEGS  
WORK-LEGS-P

**\$ 535** Hand-brushed  
**\$ 1045** Hand-polished




**FELT SEAT PAD - NON-ADHESIVE\*  
SQUARE**

FELT SEAT PAD DARK GREY	<b>\$ 95</b> DARK GREY
FELT SEAT PAD MED GREY	<b>\$ 95</b> MEDIUM GREY
FELT SEAT PAD RED	<b>\$ 95</b> CORAL RED
FELT SEAT PAD YELLOW	<b>\$ 95</b> YELLOW

**FELT SEAT PAD - ADHESIVE\*  
SQUARE**

FELT SEAT PAD DARK GREY AD	<b>\$ 95</b> DARK GREY
FELT SEAT PAD MED GREY AD	<b>\$ 95</b> MEDIUM GREY
FELT SEAT PAD RED AD	<b>\$ 95</b> CORAL RED
FELT SEAT PAD YELLOW AD	<b>\$ 95</b> YELLOW



**UPHOLSTERED VINYL/C.O.M/C.O.L SEAT PAD**

**\$ 150**  
**\$ 170** FIRE RETARDANT

UPHOLSTERY. ADDITIONAL VINYL COLORS AVAILABLE WITH MINIMUM ORDER AND UP CHARGE.  
UPGRADE TO SPINNEYBECK VOLO LEATHER WITH MINIMUM ORDER AND UP CHARGE.

**\*Non-adhesive and adhesive options are available. Please specify with your order.**

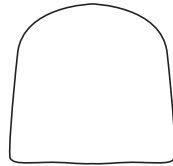
**For models:** 1006 Collection, 1104 Collection, 111 Navy, Hudson Collection, Icon Collection, Soso Collection, Heritage Collection

**FELT SEAT PAD - NON-ADHESIVE\*  
ROUND BACK**

KONG FELT SEAT DARK	<b>\$ 95</b> DARK GREY
KONG FELT SEAT MED GREY	<b>\$ 95</b> MEDIUM GREY
KONG FELT SEAT RED	<b>\$ 95</b> CORAL RED
KONG FELT SEAT YELLOW	<b>\$ 95</b> YELLOW

**FELT SEAT PAD - ADHESIVE\*  
ROUND BACK**

KONG FELT SEAT DARK GREY AD	<b>\$ 95</b> DARK GREY
KONG FELT SEAT MED GREY AD	<b>\$ 95</b> MEDIUM GREY
KONG FELT SEAT RED AD	<b>\$ 95</b> CORAL RED
KONG FELT SEAT YELLOW AD	<b>\$ 95</b> YELLOW



**UPHOLSTERED VINYL/C.O.M/C.O.L SEAT PAD**

**\$ 150**  
**\$ 170** FIRE RETARDANT

UPHOLSTERY. ADDITIONAL VINYL COLORS AVAILABLE WITH MINIMUM ORDER AND UP CHARGE.  
UPGRADE TO SPINNEYBECK VOLO LEATHER WITH MINIMUM ORDER AND UP CHARGE.

**\*Non-adhesive and adhesive options are available. Please specify with your order.**


**For models:** Kong Collection

**FELT SEAT PAD - NON-ADHESIVE\*  
ROUND BACK**

SU FELT SEAT DARK GREY	<b>\$ 95</b> DARK GREY
SU FELT SEAT MED GREY	<b>\$ 95</b> MEDIUM GREY
SU FELT SEAT RED	<b>\$ 95</b> CORAL RED
SU FELT SEAT YELLOW	<b>\$ 95</b> YELLOW

**FELT SEAT PAD - ADHESIVE\*  
ROUND BACK**

SU FELT SEAT DARK GREY AD	<b>\$ 95</b> DARK GREY
SU FELT SEAT MED GREY AD	<b>\$ 95</b> MEDIUM GREY
SU FELT SEAT RED AD	<b>\$ 95</b> CORAL RED
SU FELT SEAT YELLOW AD	<b>\$ 95</b> YELLOW



**\*Non-adhesive and adhesive options are available. Please specify with your order.**

**For models:** SU Stools

## 111 NAVY with COCA-COLA

---



RED



SNOW WHITE



CHARCOAL



FLINT GRAY



PERSIMMON ORANGE



GRASS GREEN

65% RECYCLED PET.

RED, SNOW WHITE AND FLINT GRAY ARE SUITABLE FOR OUTDOOR USE.

Slight color variation may occur in printed material. Please contact Emeco Customer Service for actual color samples.

## 1104 NAVY


---



ASH



CHERRY




WALNUT

SOLID NATURAL WOOD SEATS FROM RESPONSIBLY HARVESTED ASH, CHERRY AND WALNUT.

Slight color variation may occur in printed material. Please contact Emeco Customer Service for actual color samples.

## 1951 by BMW

---



BLACK



NAVY BLUE



GRAY




WHITE



RED



GREEN



YELLOW

ABS PLASTIC.  
WHITE AND GRAY ARE SUITABLE FOR OUTDOOR USE. BLACK IS AVAILABLE IN FIRE RETARDANT COMPOSITION TO MEET CAL 133 CODE.

Slight color variation may occur in printed material. Please contact Emeco Customer Service for actual color samples.

## ALFI by JASPER MORRISON

---




LIGHT ASH WOOD FRAME



DARK ASH WOOD FRAME



SAND



DARK GRAY



GREEN



DARK BROWN




RED

100% RECLAIMED POLYPROPYLENE AND WOODFIBER.

Slight color variation may occur in printed material. Please contact Emeco Customer Service for actual color samples.

## BROOM by PHILIPPE STARCK

---



NATURAL



GREEN



ORANGE



YELLOW



WHITE



DARK GRAY

90% RECLAIMED POLYPROPYLENE AND WOOD FIBER.  
ALL COLORS ARE SUITABLE FOR OUTDOOR USE EXCEPT ORANGE.

Slight color variation may occur in printed material. Please contact Emeco Customer Service for actual color samples.

## LANCASTER by MICHAEL YOUNG

---



LIGHT ASH WOOD FRAME



DARK ASH WOOD FRAME



POLISHED ALUMINUM




DARK GRAY POWDER COATED ALUMINUM



LIGHT GRAY POWDER COATED ALUMINUM



SAND POWDER COATED ALUMINUM



WHITE POWDER COATED ALUMINUM

ASH WOOD FRAME AND RECYCLED, DIE-CAST ALUMINUM SEAT AND BACK.  
Slight color variation may occur in printed material. Please contact Emeco Customer Service for actual color samples.

## NINE-0 by ETTORE SOTTASS

---



RED



GREEN



ORANGE



BLUE



GRAY

SOFT POLYURETHANE.  
ALL COLORS ARE SUITABLE FOR OUTDOOR USE.


Slight color variation may occur in printed material. Please contact Emeco Customer Service for actual color samples.

## RUN by SAM HECHT and KIM COLIN


---



ASH




CEDAR




WALNUT



CLEAR ANODIZED ALUMINUM



BLACK POWDER COATED ALUMINUM



GREY FELT SEAT PAD

FRAMES IN RECYCLED ALUMINUM. SURFACES IN RECYCLED ALUMINUM OR RESPONSIBLY HARVESTED ASH, CEDAR OR WALNUT.  
ALUMINUM AND CEDAR SUITABLE FOR OUTDOOR USE.

Slight color variation may occur in printed material. Please contact Emeco Customer Service for actual color samples.

## SU by NENDO

---



NATURAL ANODIZED ALUMINUM FRAME



BLACK ANODIZED ALUMINUM FRAME



RECLAIMED WOOD FRAME / SEAT



ECO-CONCRETE SEAT




RECYCLED POLYETHYLENE SEAT RED



RECYCLED POLYETHYLENE SEAT FLINT



RECYCLED POLYETHYLENE SEAT CHARCOAL



CORK SEAT

VARIOUS RECYCLED AND RECLAIMED MATERIALS.  
RECYCLED POLYETHYLENE AND ECO-CONCRETE SEATS WITH NATURAL AND BLACK ANODIZED ALUMINUM FRAMES ARE SUITABLE FOR OUTDOOR USE.

Slight color variation may occur in printed material. Please contact Emeco Customer Service for actual color samples.

## FELT SEAT PADS

---



DARK GRAY



MEDIUM GRAY



RED



YELLOW

rPET FELT WITH WOOL FELT TOP SURFACE

Slight color variation may occur in printed material. Please contact Emeco Customer Service for actual color samples.




# PARRISH by KONSANTIN GRCIC

---



CLEAR SAND BLASTED ALUMINUM FRAME



POWDER COATED GRAPHITE BLACK ALUMINUM FRAME



POWDER COATED CORAL RED ALUMINUM FRAME



LEATHER UPHOLSTERED SEAT 923 GRAY



LEATHER UPHOLSTERED SEAT 960 BLACK



LEATHER UPHOLSTERED SEAT 983 RED



RECLAIMED POLYPROPYLENE AGATHE GREY




RECLAIMED POLYPROPYLENE GRAPHITE BLACK



RECLAIMED POLYPROPYLENE CORAL RED



ASH



WALNUT

RECYCLED ALUMINUM FRAMES, SEATS IN NATURAL WOOD, RECLAIMED POLYPROPYLENE OR UPHOLSTERED LEATHER.  
RECLAIMED POLYPROPYLENE SEATS SUITABLE FOR OUTDOOR USE.

Slight color variation may occur in printed material. Please contact Emeco Customer Service for actual color samples.

# EMECO WARRANTY

## **EMECO LIFE-TIME WARRANTY:**

### **NAVY, HUDSON, ICON, HERITAGE, KONG, SEZZ, 20-06 CHAIRS AND STOOLS, EMECO STOOLS, SOSO AND OCCASIONAL TABLES.**

Emeco chairs, stools and tables are built in accordance with the highest standards of design and manufacture. Emeco warrants, to the original purchaser, all chairs and stools to be free from defects in material and workmanship under normal use and conditions for life.

Fabric that is not manufactured by Emeco is not covered by this warranty but governed solely by the guarantees or warranties, if any, of the upholstery manufacturer. This warranty also does not include factory upholstery, scratches and chips to a powder coated color finish, scratches and blemishes to a polished finish, or floor glide wear.

Emeco will replace or repair defective chairs, stools and occasional tables covered by this warranty. Customers must call 1 717 637 5951 to report a claim, and items must be shipped, prepaid to: **Emeco**, 805 Elm Ave., Hanover PA USA 17331. In no event shall liability under this warranty exceed the original purchase price of defective furniture.

This warranty does not apply to furniture damaged by accident, abuse, neglect, or misuse, nor does it apply if repairs are attempted by purchaser or by anyone other than an authorized Emeco agent or the Emeco factory.

## **EMECO 7-YEAR WARRANTY:**

### **SUPERLIGHT CHAIRS, 1951 AND NINE-0 CHAIRS AND STOOLS, ALL SWIVEL SEATING, 20-06 TABLES, CAFÉ TABLES AND WORK TABLE LEGS.**

## **EMECO 5-YEAR WARRANTY:**

### **1104 (INDOOR USE), 111 NAVY CHAIR (2 YEAR LIGHT-FAST OUTDOOR WARRANTY FOR RED, SNOW WHITE AND FLINT GRAY).**

### **PARRISH COLLECTION (2 YEAR WARRANTY FOR OUTDOOR USE FOR CHAIRS WITH RECLAIMED POLYPROPYLENE SEATS.)**

## **EMECO 2-YEAR WARRANTY:**

### **LANCASTER COLLECTION, BROOM CHAIRS AND STOOLS, SU COLLECTION, ALFI COLLECTION.**

Emeco chairs, stools and tables are built in accordance with the highest standards of design and manufacture. Emeco warrants, to the original purchaser, all chairs and tables to be free from defects in material and workmanship under normal use and conditions for 7 (5) (2) years from date of receipt.

Fabric that is not manufactured by Emeco is not covered by this warranty but governed solely by the guarantees or warranties, if any, of the upholstery manufacturer. This warranty also does not include factory upholstery, scratches and chips to a powder coated color finish, scratches or discoloration and deterioration to ABS plastic (due to harsh cleaners) or plastic laminate components, scratches and blemishes to polyurethane components, scratches and blemishes to a polished finish, wood finishes, table top wear, or floor glide wear.

This warranty does not include scratches or discoloration and deterioration to rPET plastic (due to harsh cleaners), or floor glide wear. Variations in color are integral to the rPET material and should be expected.

Emeco will replace or repair defective furniture covered by this warranty. Customers must call 1 717 637 5951 to report a claim, and items must be shipped, prepaid to: **Emeco**, 805 Elm Ave., Hanover PA USA 17331. In no event shall liability under this warranty exceed the original purchase price of defective furniture.

This warranty does not apply to furniture damaged by accident, abuse, neglect, or misuse, nor does it apply if repairs are attempted by purchaser or by anyone other than an authorized Emeco agent or the Emeco factory.

## **PAYMENT TERMS**

Emeco requires a 50% deposit upon order and balance due before shipping. Prices do not include shipping; shipping quotes may be obtained by contacting Emeco Customer Service, 1 717 637 5951, info@emeco.net. Emeco accepts cheques, wire payments, and credit cards within USA.

**Please send checks to Emeco Industries, 2650 El Presidio Street, Long Beach, CA 90810, USA.**

Emeco requires a 25% restocking fee on returned orders of standard products. Custom products, Kong chairs and stools, and special powdercoat items may not be returned.

# ENVIRONMENTAL STATEMENT

## EMECO'S ENVIRONMENTAL POLICY

Emeco is a leader when it comes to chair fabrication. We are committed to sustainability and protecting our environment. Emeco uses post consumer and post industrial waste to create chairs intended to last decades. Our aluminum chairs are made to last at least 150 years. Emeco is committed to minimizing our impact on the environment by choosing materials, methods and processes that offer the least risk to our environment. We utilize the best available control technologies to reduce air emissions where needed, recycling waste and used materials at every opportunity, eliminating other impacts to the environment, such as releases to surface water, and reducing the carbon footprint of our products to minimum achievable levels.

We strive to improve the energy efficiency of our operations in all areas. In addition to reducing energy consumption, whenever possible we select energy sources that have the lowest impact on the environment, such as electricity from renewable resources. These policies are part of our effort to reduce the carbon footprint of our products. With this goal in mind, we also consider the carbon footprint impact in all critical decisions, such as using recycled aluminum in the manufacturing of our products.

### Selected initiatives supporting our policy:

- Emeco's products are manufactured in the US.
- The Emeco factory in Hanover PA conforms to all applicable US, State and Local environmental requirements.
- Emeco uses clear coat anodizing as the surface finishing method for most of our products. This not only significantly reduces particulate emissions, but also produces no volatile organic carbons (VOCs) in the application of the finish.
- All welding machines have internal cooling systems to reduce water consumption by 15%
- Advanced lighting technologies are installed throughout our manufacturing operations resulting in a 24% annual reduction in electrical consumption rate.
- 80% of our aluminum raw materials come from a recycled source.
- Of the recycled aluminum, half is post consumer (soft drink cans) and half is postindustrial (manufacturing scrap). Chairs made out of virgin aluminum have an energy density that is 17 times higher than that of Emeco chairs. Use of recycled aluminum as opposed to virgin aluminum in production leads to 95% less energy consumption.
- Emeco's aluminum scrap generation-rate is approx. 6% annually by weight.
- Emeco Manufacturing returns 100% of aluminum scrap to recyclers.
- Emeco all-aluminum chairs are 100% recyclable.
- Emeco's 111 Navy Chair contains 65% Recycled PET plastic.
- 100% of the PET used comes from a post consumer recycled source.
- Emeco's Recycled PET chairs are 100% recyclable.
- Emeco uses sustainable timber and water based stain finishes on our wood components.
- Emeco's Broom chair is made of 90% industrial waste content and 100% recyclable.
- \* The seats of Emeco's Alfi collection are made of 100% industrial waste content and are 100% recyclable.
- \* Emeco's Su Collection uses a variety of reclaimed and recycled materials in components such as recycled Polyethylene, Green Concrete mixed with post-consumer glass, natural cork, reclaimed wood and recycled aluminum.

## LEED CERTIFICATION

No product can be LEED Certified; certification is only granted to the entire building or interior. A project is LEED Certified by qualifying for credits that accrue when environmentally sound choices are made in the design and building process. Product choices can help the project qualify for LEED Certification by being environmentally sound. Some jurisdictions require new construction to have a minimum number of LEED Credits.

Specifying Emeco furniture contributes to credit **#2.1**, Construction Waste Management because Emeco uses 100% recyclable shipping and packing materials.

Specifying the Emeco 111 Navy Chair and Su stools with rPET seats contributes to credit **#4.2**, Recycled Content. 111 Navy Chair is made of 65% and Su stools with rPET seats are made of 100% post consumer recycled material.

Specifying Emeco aluminum furniture contributes to credit **#4.2**, Recycled Content because it is made of between 80% recycled aluminum; 40% post consumer recycled material and 40% post industrial recycled material.

Specifying Emeco furniture contributes to credit **#5.1**, Regionally Manufactured Materials when shipped projects within 500 miles of our Hanover, PA facility – cities on the East Coast from Boston through Washington, DC. In addition, the recycled aluminum used in Emeco products is processed in Baltimore, MD, adding another credit contribution.

Specifying the Emeco 111 Navy Chair contributes to credit **#5.1**, Regionally Manufactured Materials when shipped projects within 500 miles of our Lenoir, NC facility – cities on the East Coast from Washington, DC through Miami. In addition, the recycled PET plastic used in the Emeco 111 Navy Chair is processed in Spartanburg, SC, adding another credit contribution.

**Aluminum does not emit VOCs or aldehydes in any measurable concentration, therefore off gassing requirements are not applicable.**

LEED (Leadership in Energy and Environmental Design) is a division of the US Green Building Council, a government sponsored organization whose goal is to promote environmentalism in the building industry. For more information visit [www.usgbc.org](http://www.usgbc.org).



[www.emeco.net](http://www.emeco.net)

805 WEST ELM AVENUE, HANOVER PENNSYLVANIA 17331 USA, TELEPHONE + 1 717 637 5951, USA CALL TOLL FREE 800 366 5951, E-MAIL: [INFO@EMECO.NET](mailto:INFO@EMECO.NET)