





PRICE GUIDE
March, 2017

For most up-to-date pricing, please refer to our price guides found at izzyplus.com/resources/pricing

A top-down view of two golden-brown chocolate chip cookies on a white ceramic plate. The cookies are slightly overlapping, with the one in the foreground being more prominent. They are studded with dark chocolate chips. The background is a solid, vibrant orange.

Simple and irresistible. Customize with available options: traditional or new yellow raisins; with or without walnuts; smooth or crunchy peanut butter. Chocolate chunk upgrade available. Recommended accessory: milk.

BETTER TOGETHER



As the namesake daughter of the izzy+ brand, izzy perfectly expresses what being human-centered is about. izzy's products are not only designed to be cool, affordable, sustainable and functional, they also foster collaboration and flexibility.

A four-year-old girl named Isabelle – the granddaughter of founder Chuck Saylor – was the inspiration for the new company in 2000. Now, the izzy line is at the heart of the entire family of brands. The story of how Izzy the girl led to izzy the brand, which grew into the izzy+ family, is a great example of being Better

Together – collaborating to allow each izzy+ brand to do what it does best, even better.

izzy+

TABLES

Introduction.....	4
Nemo Bar	5
Audrey Tables	9
Clara Tables.....	14
Jack Tables.....	36
Rylee Tables	40

STORAGE

Introduction.....	48
Audrey Storage Assemblies.....	49
Audrey Storage Cabinets.....	68

WORKSPACE DEFINERS

Introduction.....	92
Nemo Trellis.....	93
Evan Privacy.....	99
Snap Panels.....	108

SEATING

Introduction.....	125
Andy.....	126
Andy Heavy Duty	129
Andy Jury Base.....	130
Andy Guest.....	132
Bailey.....	134
Chase.....	136
Dotti	140
Grant	142
Hannah	144
Hollie	152
Neill	156
Nikko	158
Sylvi	161
Tess	210
Wabi	212
Terms & Conditions.....	214
Warranty.....	215
COM.....	216
Cal TB133/117 Fire Codes.....	217

Gather 'round, mix it up

As a form, nothing is more simple and basic than a table—a horizontal surface with vertical supports. But the activities that happen around tables are wonderfully varied and complex. People gather, ideas are born, meals are shared, and conversations take on a life of their own. Just put some tables in place and see what happens. We'll help you figure out which izzy table is best for you.



NEMO BAR

- Create inspiring spaces encouraging connection
- Recharge with multiple power location options
- Pairs nicely with izzy+ seating and Nemo Trellis

AUDREY TABLES

- Clean, modern lines
- Geometric shapes in various sizes
- Scaled for conference areas or office suites
- Pair perfectly with Audrey Storage

CLARA TABLES

- Human-centered designs encourage collaboration
- Clean yet unexpected shapes
- Ideal with Evan in open plan spaces
- A great match for Clara Storage

JACK TABLES

- Perfect for dynamic, ever-changing settings
- Mobile, multi-purpose
- Super easy to fold, nest and store
- Choose from finishes, sizes and options

RYLEE TABLES

- Widest variety of shapes and sizes
- Many finish options and leg styles
- Exceptional durability
- Ideal for education, cafes, offices and conference rooms

NEMO BAR



Nemo Bar: Platinum Laminate Top, Platinum Edgeband, White Base; HÅG Capisco Puls, Red

We sure don't work and learn like we used to. We collaborate and telecommute, always on the move with our technology and our ideas. Nemo Bar responds to the characteristics of our "most inspiring spaces" – encouraging and supporting connection, inspiration, and reflection.

- 8', 10' and 12' lengths accommodate 6, 8 and 10 people
- Counter and standing heights available
- Multiple laminate and veneers options from our izzy+ flavors collection or specify a custom material
- Table thickness is 1.175". Knife edge profile with 2mm edge
- izzy+ flavors paint options for base pair nicely with other izzy+ products
- Large power trough to accommodate power. Power options available on table base sides, ends, or both. Infeeds hardwire (circuit I and II) and corded (circuit I) available
- Power faceplates/bezels match base paint finish selection
- Integrated coat hooks are standard and match the base finish paint selection. 8' bar has 6 hooks, 3 per side. The 10' and 12' bar have 8 hooks, 4 per side
- Glides are standard. This baby is too big to move around all the time
- Base infill material options include izzy+ flavors laminates and vertical surface fabrics to make a colorful and customized design statement that can change over time. Veneer base infill options can be customized. Please contact your representative for details
- SCS Indoor Advantage™ Gold Certified



8' length
Counter Height



10' length
Counter Height



12' length
Counter Height



8' length
Standing Height



10' length
Standing Height



12' length
Standing Height

NEMO BAR

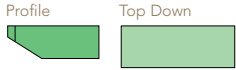
BAR SHAPE

Pick from a variety of sizes and heights



STRAIGHT

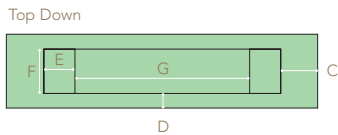
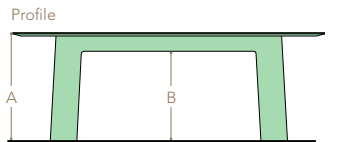
KNIFE EDGE PROFILE



TOP (1.175" thickness)

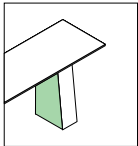
- Laminate with PVC free edgeband (2MM thickness), recessed section stained Black
- Veneer with matching edge (2MM thickness), recessed section stained to match top

LEG CLEARANCE



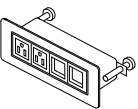
	STANDING	COUNTER
A	42.2"	34.2"
B	34.96"	29.96"
C	14.34"	14.76"
D	7.23"	7.23"
E	9.4"	9.4"
F	19.21"	18.2"
G (8 ft)	48.8"	46"
G (10 ft)	70.8"	70"
G (12 ft)	94.8"	94"

OPTIONS



Laminate or Fabric Base Infill

Power Module with 2 power receptacles and 2 open



POWER DETAILS

- Side power option on the 8' tables includes 4 power modules, 2 on each side. The 10' and 12' tables include 6 modules, 3 on each side
- End power includes one power module on each end
- Each power module has 2 power receptacles and 2 open. The data openings are modular windows that allow you to install your own jack or coupler (customer provided). Each unit includes a voice and data adapter kit complete with multiple plates for a variety of manufacturers' jacks and couplers. The adapter plate then snaps into place in the modular windows. Additional power module configurations are available through special order (example: 2 power receptacles, 1 USB charging and data opening). Contact your customer care representative for details
- Power faceplates/bezels match base paint finish selection. Receptacle colors are preselected to coordinate with paint finish selection: Silver, Black, Alloy, and Charcoal paint selections have black receptacles. White paint selections have white receptacles
- Both the 20 amp infeed and the hardwire infeed are 72" long.

LAMINATE TOP & BASE INFILL FINISHES

Core Group

LAS	Black
LBT	Dover White
LDM	Pearl
LB4	Folkstone
LDQ	Platinum
LCB	Earth
LDA	Citadel
LCD	Graphite

Classic Patterns

LRC	Pewter Mesh
LRP	Grey Mesh
LPD	Platinum Drops
LWH	White Drops
LNT	Neutral Twill
LSR	Sarum Twill

Classic Woodgrains

LTS	Fusion Maple
LSV	Monticello Maple
LS2	Huntington Maple
LXW	Wild Cherry
LS4	Versailles Anigre
LTW	Empire Mahogany
LVK	Montana Walnut
LT6	Hemlock

Evolving Woodgrains

LCC	Smoky Brown Pear
LZ7	White Ash
LZ8	Weathered Ash
LZ9	Natural Ash
LCH	Cherry Riftwood

Non-Standard Laminates

Call customer service for a quote. Specify manufacturer name and code number. Additional upcharge and extended lead times may apply.

VENEER TOP FINISHES

with 2MM matching edge

AJ	Maple
AK	Sand
AL	Oak
AM	Cherry
AN	Mahogany
AO	Walnut
AP	Anthracite
AQ	Wenge

EDGE FINISHES

2MM PVC free edgeband for laminate only

E30	White
E31	Neutral White
E33	Folkstone
E32	Platinum
E39	Earth
E38	Brown
E36	Citadel
E35	Graphite
E37	Black
E34	Satin Silver
E41	Fusion Maple
E42	Monticello Maple
E43	Huntington Maple
E44	Wild Cherry
E45	Versailles Anigre
E40	Empire Mahogany
E47	Montana Walnut
E46	Hemlock

BASE FINISHES

P06	Silver
P07	White
P09	Charcoal
P10	Black
P11	Alloy

VERTICAL SURFACE FABRIC BASE INFILL*

Grade 2

Momentum Script	Feldspar
Momentum Script	Flint
Momentum Script	Nectar
Momentum Script	Sand
Momentum Script	Shadow
Momentum Script	Slate
Momentum Script	Sterling
Momentum Script	Taupe
Momentum Pact	Azure
Momentum Pact	Calla
Momentum Pact	Dragon
Momentum Pact	Eureka
Momentum Pact	Harbour
Momentum Pact	Lime
Momentum Pact	Patina
Momentum Pact	Tanzanite

Grade 3

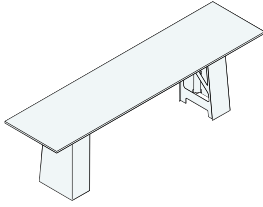
Camira Blazer Lite	Angel
Camira Blazer Lite	Aspire
Camira Blazer Lite	Balance
Camira Blazer Lite	Bliss
Camira Blazer Lite	Cuddle
Camira Blazer Lite	Dainty
Camira Blazer Lite	Daydream
Camira Blazer Lite	Graceful
Camira Blazer Lite	Harmony
Camira Blazer Lite	Hope
Camira Blazer Lite	Pastel
Camira Blazer Lite	Pillow
Camira Blazer Lite	Retreat
Camira Blazer Lite	Solace
Camira Blazer Lite	Wish

COM Grade 1 (list price upcharge)

*The Customer's Own Materials (COM) option is available on the base infill panel. Fabric allowance per bar is 1.5 yards. Vertical grade fabrics and/or baking may be required. Contact your sales representative for details.

NEMO BAR

Counter Height

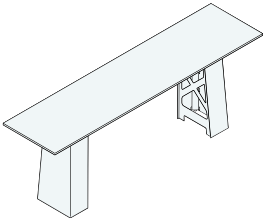


Model Number	Dimensions	Laminate (LAM)	Veneer (VEN)
		List Price	List Price
NEM3096CH	30D x 96W X 34H	\$7246	\$7571
NEM30120CH	30D x 120W X 34H	\$8003	\$8490
NEM30144CH	30D x 144W X 34H	\$8976	\$9625

Power Options (pick none or 1)

add to list price	Standard Hardwire Infeed			Standard 20 amp Infeed			Infill Option (pick none or 1)				
	Side only	End Only	Side & End	Side only	End Only	Side & End	Laminate Infill	Grade 1	Grade 2	Grade 3	Grade 4
NEM3096CH	+\$2987	+\$1751	+\$4429	+\$3090	+\$1854	+\$4532	+\$721	+\$515	+\$567	+\$618	+\$670
NEM30120CH	+\$4429	+\$1751	+\$5871	+\$4532	+\$1854	+\$5974	+\$721	+\$515	+\$567	+\$618	+\$670
NEM30144CH	+\$4429	+\$1751	+\$5871	+\$4532	+\$1854	+\$5974	+\$721	+\$515	+\$567	+\$618	+\$670

Standing Height



Model Number	Dimensions	Laminate (LAM)	Veneer (VEN)
		List Price	List Price
NEM3096BH	30D x 96W X 42H	\$7354	\$7679
NEM30120BH	30D x 120W X 42H	\$8111	\$8598
NEM30144BH	30D x 144W X 42H	\$9085	\$9734

Power Options (pick none or 1)

add to list price	Standard Hardwire Infeed			Standard 20 amp Infeed			Infill Option (pick none or 1)				
	Side only	End Only	Side & End	Side only	End Only	Side & End	Laminate Infill	Grade 1	Grade 2	Grade 3	Grade 4
NEM3096BH	+\$2987	+\$1751	+\$4429	+\$3090	+\$1854	+\$4532	+\$824	+\$567	+\$618	+\$670	+\$721
NEM30120BH	+\$4429	+\$1751	+\$5871	+\$4532	+\$1854	+\$5974	+\$824	+\$567	+\$618	+\$670	+\$721
NEM30144BH	+\$4429	+\$1751	+\$5871	+\$4532	+\$1854	+\$5974	+\$824	+\$567	+\$618	+\$670	+\$721



Nemo Bar: Smoky Brown Pear Laminate, Citadel edgeband, White Base, Soliloquy Meadow Base Infill; Harter Arc: Anthracite Veneer, White Base

How to Order Nemo Bar

1. MODEL/SIZE

Refer to product pages.
Model number determines the edge profile.

2. TOP

LAM Laminate with knife edge
VEN Veneer with knife edge

3. LAMINATE TOP FINISHES

Core Group

LAS Black
LBT Dover White
LDM Pearl
LB4 Folkstone
LDO Platinum
LCB Earth
LDA Citadel
LCD Graphite

Classic Patterns

LRC Pewter Mesh
LRP Grey Mesh
LPD Platinum Drops
LWH White Drops
LNT Neutral Twill
LSR Sarum Twill

Classic Wood Grains

LTS Fusion Maple
LSV Monticello Maple
LS2 Huntington Maple
LXW Wild Cherry
LS4 Versailles Anigre
LTW Empire Mahogany
LVK Montana Walnut
LT6 Hemlock

Evolving Woodgrains

LCC Smoky Brown Pear
LZ7 White Ash
LZ8 Weathered Ash
LZ9 Natural Ash
LCH Cherry Riftwood

Non-Standard Laminates

Call customer service for a quote. Specify manufacturer name and code number. Additional upcharge and extended lead times may apply.

4. VENEER TOP FINISHES

2MM matching edge
AJ Maple
AK Sand
AL Oak
AM Cherry
AN Mahogany
AO Walnut
AP Anthracite
AQ Wenge

5. EDGE FINISHES

2MM PVC free edgeband for laminate only.
E30 White
E31 Neutral White
E33 Folkstone
E32 Platinum
E39 Earth
E38 Brown
E36 Citadel
E35 Graphite
E37 Black
E34 Satin Silver
E41 Fusion Maple
E42 Monticello Maple
E43 Huntington Maple
E44 Wild Cherry
E45 Versailles Anigre
E40 Empire Mahogany
E47 Montana Walnut
E46 Hemlock

6. BASE FINISHES

P06 Silver
P07 White
P09 Charcoal
P10 Black
P11 Alloy

7. BASE/LEG INFILL (INTERIOR LEG)

NON No fill option (open) STD
LAM Laminate
FAB Fabric wrapped

8. LAMINATE - BASE INFILL

Available in laminate. See step 3.

9. VERTICAL SURFACE FABRIC - BASE INFILL

Grade 2

Momentum Script Feldspar
Momentum Script Flint
Momentum Script Nectar
Momentum Script Sand
Momentum Script Shadow
Momentum Script Slate
Momentum Script Sterling
Momentum Script Taupe
Momentum Pact Azure
Momentum Pact Calla
Momentum Pact Dragon
Momentum Pact Eureka
Momentum Pact Harbour
Momentum Pact Lime
Momentum Pact Patina
Momentum Pact Tanzanite

Grade 3

Camira Blazer Lite Angel
Camira Blazer Lite Aspire
Camira Blazer Lite Balance
Camira Blazer Lite Bliss
Camira Blazer Lite Cuddle
Camira Blazer Lite Dainty
Camira Blazer Lite Daydream
Camira Blazer Lite Graceful
Camira Blazer Lite Harmony
Camira Blazer Lite Hope
Camira Blazer Lite Pastel
Camira Blazer Lite Pillow
Camira Blazer Lite Retreat
Camira Blazer Lite Solace
Camira Blazer Lite Wish

COM Grade 1 (list price upcharge)

10. POWER OPTION

NON No power (standard) STD
SH Hardwire Infeed - Side Power
EH Hardwire Infeed - End Power
BH Hardwire Infeed - Side and End Power
S2 20amp Infeed - Side Power
E2 20amp Infeed - End Power
B2 20amp Infeed- Side and End Power

Example:

1. MODEL/SIZE 2. TOP 3. LAMINATE FINISH 4. VENEER FINISH 5. EDGE FINISH 6. BASE FINISH 7. INFILL
NEM3096CH LAM LCC - E35 P07 LAM

8. LAMINATE INFILL 9. FABRIC INFILL 10. POWER OPTION
LCC - SH

AUDREY TABLES

When there are people to gather and work to be done, tables make an ideal centerpiece. Create the heart of an office suite. Set up a cozy conference area. Pull a couple of tables together for projects that demand being spread out. Audrey tables give you great shapes, sizes and finishes, for whatever combination you choose.

- Four great table top shapes
- Two edge profile options coordinate with other izzy collections
- Solid urethane edge gives you comfort options
- Comfortable 29" worksurface height
- Modesty option on rectangular tables
- Choose your look from multiple izzy+ flavors laminates
- Power and grommet options
- Wood fiber in core and veneer contains 100% post industrial recycled content
- PVC-free edgeband
- SCS Indoor Advantage™ Gold Certified
- Meets or exceeds ANSI/BIFMA standards for safety and durability
- Ships KD with pre-drilled tops for quick assembly



Straight
(shown with
optional modesty)



Square



Round



Tulip

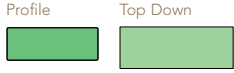
AUDREY TABLES

TABLE SHAPES

Pick from a variety of sizes and shapes.



EDGE PROFILES



EDGEBAND (1" thick, 2mm thickness)
Laminate with PVC free edgeband
Veneer with PVC free edgeband



CLARA SOLID URETHANE EDGE (1.16" thick)
Laminate with Solid Edge
Veneer with Solid Edge

BASE STYLES



PARSON
Straight and Square tables
Anodized aluminum (034)



PEDESTAL
Round and Tulip top tables
Silver (P06)

OTHER OPTIONS



Grommets



Pop-up Power

To calculate interior leg clearance on the Clara profile top models, take the table dimension less 5". Example: AUDTBLST306001D leg clearance is 55" on the 60"L side and 25" on the 30"W side.

To calculate interior leg clearance on the edgeband profile top models, take the table dimension less 3". Example: AUDTBLST3060004 leg clearance is 57" on the 60"L side and 27" on the 30"W side.

LAMINATE TOP FINISHES

Core Group

LAS	Black
LBT	Dover White
LDM	Pearl
LB4	Folkstone
LDQ	Platinum
LCB	Earth
LDA	Citadel
LCD	Graphite

Classic Patterns

LRC	Pewter Mesh
LRP	Grey Mesh
LPD	Platinum Drops
LWH	White Drops
LNT	Neutral Twill
LSR	Sarum Twill

Classic Woodgrains

LTS	Fusion Maple
LSV	Monticello Maple
LS2	Huntington Maple
LXW	Wild Cherry
LS4	Versailles Anigre
LTW	Empire Mahogany
LVK	Montana Walnut
LT6	Hemlock

Evolving Woodgrains

LCC	Smoky Brown Pear
LZ7	White Ash
LZ8	Weathered Ash
LZ9	Natural Ash
LCH	Cherry Riftwood

Non-Standard Laminates

Call customer service for a quote. Specify manufacturer name and code number. Additional upcharge and extended lead times may apply.

EDGE COLORS

Solid Urethane

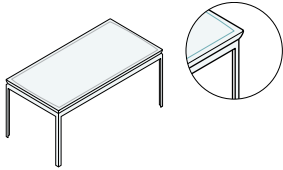
U02	Wolf
U04	Dolphin
U05	Otter
U06	Black Bear
U22	Hippo
U25	Koala
U26	Kangaroo
U27	Oyster
U32	Beaver
U24	Cardinal
U13	Blue Heron
U14	Jay
U21	Parakeet
U23	Oriole

2MM Edgeband

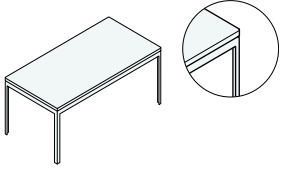
E30	White
E31	Neutral White
E33	Folkstone
E32	Platinum
E39	Earth
E38	Brown
E36	Citadel
E35	Graphite
E37	Black
E34	Satin Silver
E41	Fusion Maple
E42	Monticello Maple
E43	Huntington Maple
E44	Wild Cherry
E45	Versailles Anigre
E40	Empire Mahogany
E47	Montana Walnut
E46	Hemlock

AUDREY TABLES

Straight Tables

	Model Number	Dimensions	List Price	Modesty Option w/Matte Laminate
w/Clara Profile 	AUD TBL ST3060 01D	30D x 60W x 29H	\$1149	+\$325
	AUD TBL ST3066 01D	30D x 66W x 29H	\$1204	+\$338
	AUD TBL ST3072 01D	30D x 72W x 29H	\$1265	+\$353

w/Edgeband Profile

	AUD TBL ST1860 04	18D x 60W x 29H	\$959	+\$325
	AUD TBL ST1866 04	18D x 66W x 29H	\$1006	+\$338
	AUD TBL ST1872 04	18D x 72W x 29H	\$1056	+\$353
	AUD TBL ST2460 04	24D x 60W x 29H	\$999	+\$325
	AUD TBL ST2466 04	24D x 66W x 29H	\$1047	+\$338
	AUD TBL ST2472 04	24D x 72W x 29H	\$1101	+\$353
	AUD TBL ST3060 04	30D x 60W x 29H	\$1043	+\$325
	AUD TBL ST3066 04	30D x 66W x 29H	\$1095	+\$338
	AUD TBL ST3072 04	30D x 72W x 29H	\$1151	+\$353
	AUD TBL ST3660 04	36D x 60W x 29H	\$1080	+\$325
	AUD TBL ST3666 04	36D x 66W x 29H	\$1134	+\$338
	AUD TBL ST3672 04	36D x 72W x 29H	\$1192	+\$353

OTHER OPTIONS

GMT	Grommets	+\$74 (includes 2 per table)
PUC	Pop-up Power - Center	+\$336

Square Tables

	Model Number	Dimensions	List Price
w/Clara Profile 	AUD TBL SQ5454 01D	54D x 54W x 29H	\$1527

w/Edgeband Profile

	AUD TBL SQ5454 04	54D x 54W x 29H	\$1387
---	--------------------------	-----------------	---------------

OTHER OPTIONS

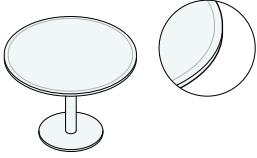
GMT	Grommets	+\$74 (includes 2 per table)
PUC	Pop-up Power - Center	+\$336

AUDREY TABLES

Tables

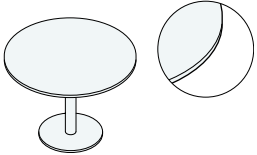
Round Tables

	Model Number	Dimensions	List Price
w/Clara Profile	AUD TBL RD4848 01D	48DIA x 29H	\$1387



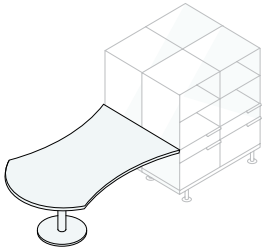
w/Edgeband Profile

	AUD TBL RD4848 04	48DIA x 29H	\$1263
--	--------------------------	-------------	---------------



Tulip Table Extension

	Model Number	Dimensions	List Price
w/Edgeband Profile	AUD TBL TT3648	36D x 48W x 29H	\$974
	AUD TBL TT3660	36D x 60W x 29H	\$1017
	AUD TBL TT4848	48D x 48W x 29H	\$1072
	AUD TBL TT4860	48D x 60W x 29H	\$1120



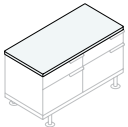
Includes two L brackets for attaching to 34", 54" and 62" high Audrey storage.

OTHER OPTIONS

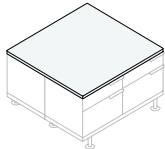
GMT Grommets **+\$74** (includes 2 per table)
PUC Pop-up Power - Center **+\$336**

Audrey Cabinet Tops see Audrey Cabinets pages 92-95

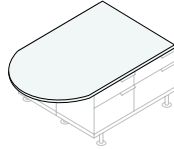
Single Depth Rectangular Tops



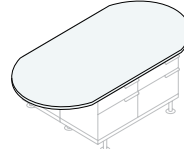
Collaboration Rectangular Tops



Collaboration One-Sided Tops



Collaboration Two-Sided Tops



How to Order Audrey Tables

1. MODEL/SIZE

Refer to product pages.
Model number determines the edge profile.

2. LAMINATE TOP FINISHES

Core Group

LAS Black
LBT Dover White
LDM Pearl
LB4 Folkstone
LDQ Platinum
LCB Earth
LDA Citadel
LCD Graphite

Classic Patterns

LRC Pewter Mesh
LRP Grey Mesh
LPD Platinum Drops
LWH White Drops
LNT Neutral Twill
LSR Sarum Twill

Classic Wood Grains

LTS Fusion Maple
LSV Monticello Maple
LS2 Huntington Maple
LXW Wild Cherry
LS4 Versailles Anigre
LTW Empire Mahogany
LVK Montana Walnut
LT6 Hemlock

Evolving Woodgrains

LCC Smoky Brown Pear
LZ7 White Ash
LZ8 Weathered Ash
LZ9 Natural Ash
LCH Cherry Riftwood

Non-Standard Laminates

Call customer service for a quote. Specify manufacturer name and code number. Additional upcharge and extended lead times may apply.

3. EDGE COLORS

Solid Urethane

U02 Wolf
U04 Dolphin
U05 Otter
U06 Black Bear
U22 Hippo
U25 Koala
U26 Kangaroo
U27 Oyster
U32 Beaver
U24 Cardinal
U13 Blue Heron
U14 Jay
U21 Parakeet
U23 Oriole

2MM edgeband


E30 White
E31 Neutral White
E33 Folkstone
E32 Platinum
E39 Earth
E38 Brown
E36 Citadel
E35 Graphite
E37 Black
E34 Satin Silver
E41 Fusion Maple
E42 Monticello Maple
E43 Huntington Maple
E44 Wild Cherry
E45 Versailles Anigre
E40 Empire Mahogany
E47 Montana Walnut
E46 Hemlock

4. OTHER OPTIONS

MDY Modesty panel, straight tables only, same as top finish selection
PUC Pop-up Power – Center
GMT Grommets, 2 per table

Example:

1. MODEL/SIZE	2. TOP FINISH	3. EDGE COLOR	4. OTHER OPTIONS
AUD TBL ST 3066 01D	LTS	U06	MDY, GMT



CLARA TABLES

Like any good puzzle, the unique shapes of Clara fit together perfectly... allowing you to create the best spaces for working, learning and all of the in-between. With over 23 shapes, Clara offers a collection of products ready to support a variety of needs and solutions, including:

- **Rectangular Tables:** a variety of sizes for any application
- **Corner Tables:** anti-corner (left and right), extended corner, corner
- **Geometric Tables:** diamond, trapezoid, square, circle, half round, 120 degree, team
- **Storage:** mobile pedestals that serve as extra storage space; add the pedestal seat pad and there's always an extra seat.

With a variety of heights in both fixed and pin-set, Clara fits in everywhere... K-12 and college classrooms, lounge, and corporate.

Clara's earned top marks in these areas:

Flexibility: Today's collaborative spaces call for furniture that brings people together, and Clara does so with a variety of shapes that make space planning a breeze.

Durability: To withstand the rigors of frequent rearranging and constant use, Clara was designed with long-lasting materials and components, from cast and extruded aluminum bases to urethane edges. For those polished meeting rooms, the oak veneer option makes for a great addition.

Technology Supporting: Products are available with flip-up and surface-mount power

Timeless Design: Clara's clean lines and modern design details keep her relevant now and for years to come.



Straight



Arc



Corner



Extended Corner



Anti Corner



D-Top



120 Degree



Diamond



Team



Trapezoid



Conference



Circle



Half Round

CLARA STATEMENT OF LINE16

CLARA SPECIFICATION GUIDE

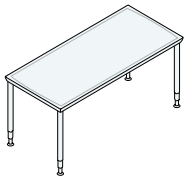
Standards, Tops, Edges.....	20
Leg Options, Leg Heights, Leg Details & Casters Options.....	21
Grommets & Urethane Laminate Lines.....	22
Ganging Brackets	23
Mobile Pedestals	23
Wire Management and Shipping.....	24
Table Power Components.....	25

CLARA PRICE LIST

Tables	26
Table Options, Power & Accessories.....	32
Storage.....	34

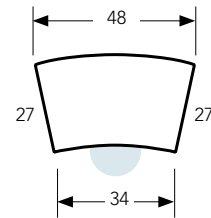
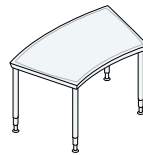
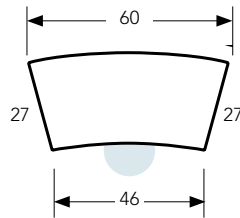
16 **clara** statement of line

Rectangular Tables

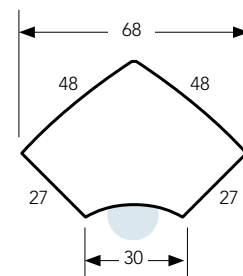
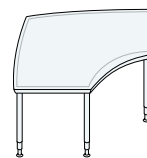
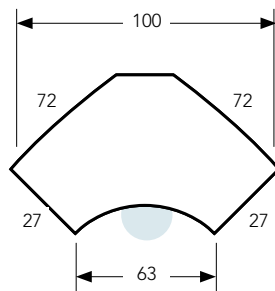
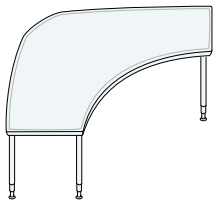


24x34	24x36	24x48	24x54	24x60	24x72
27x34	27x36	27x48	27x54	27x60	27x72
30x34	30x36	30x48	30x54	30x60	30x72

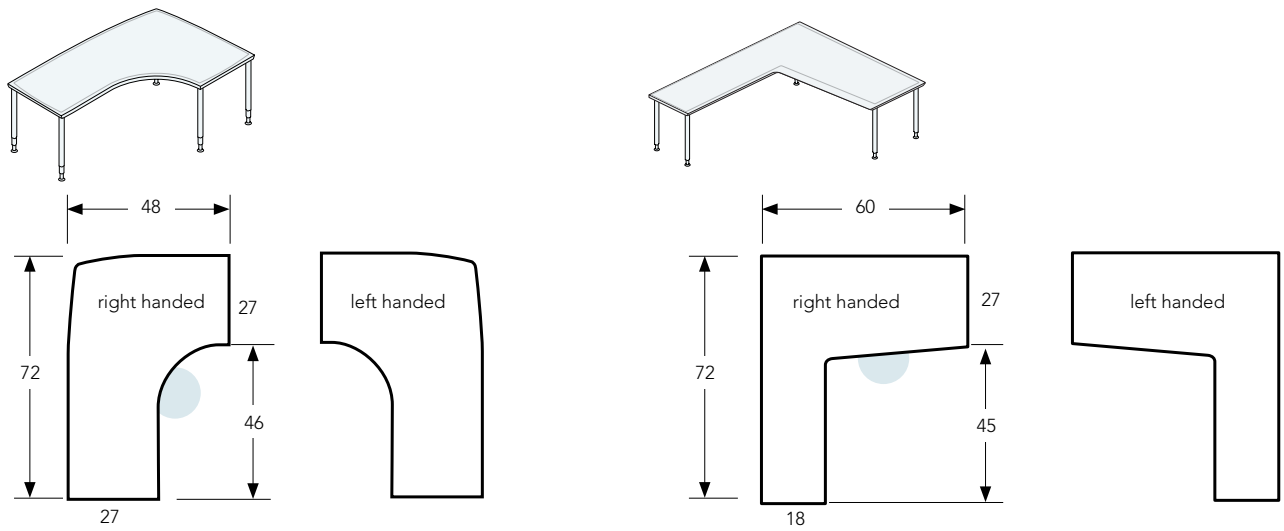
Arc Tables



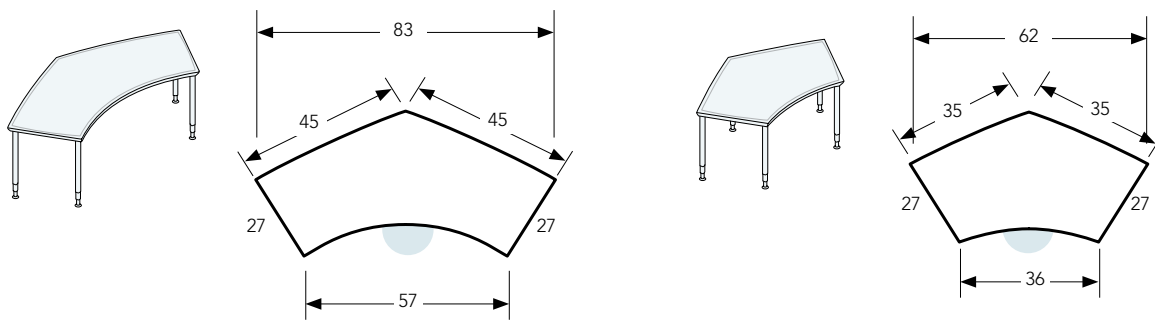
Corner Tables, B.I.G. and lil'



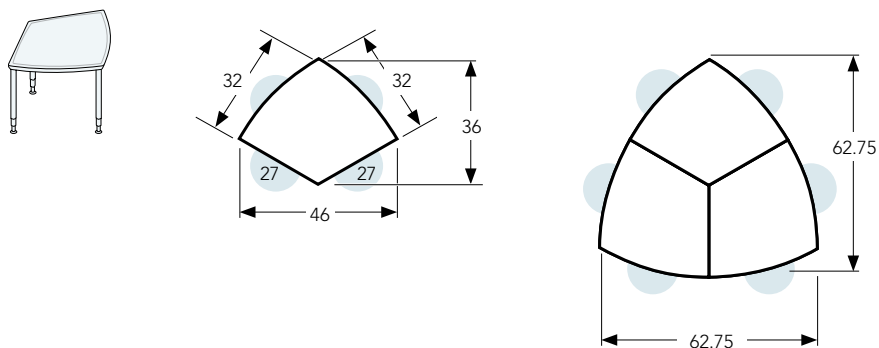
Extended & Anti Corners Tables
left & right handed



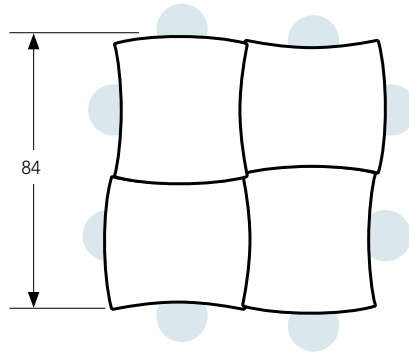
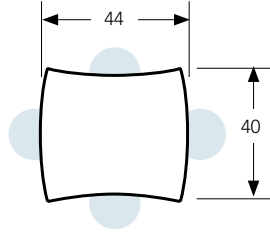
120 Degree Tables



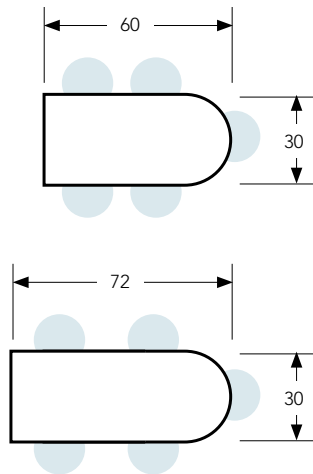
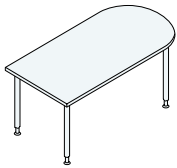
Diamond Tables
single & cluster of 3



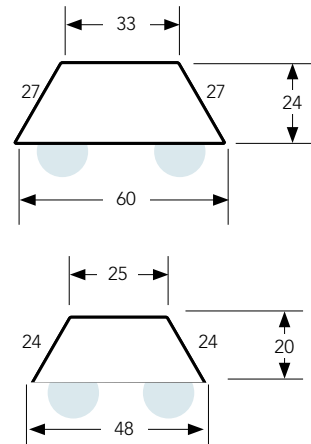
Team Tables
single & cluster of 4+



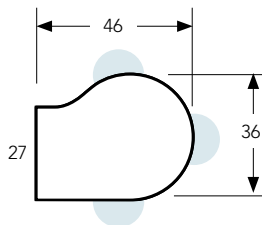
D-Top Tables



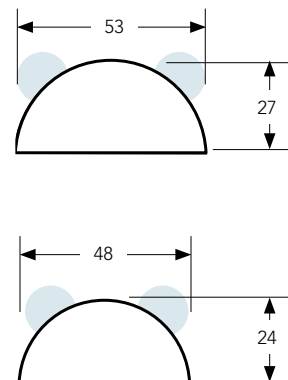
Trapezoid Tables



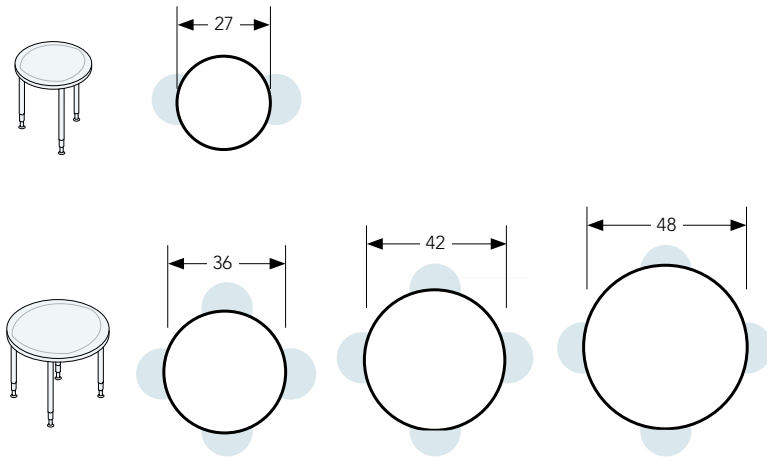
Conference Tables



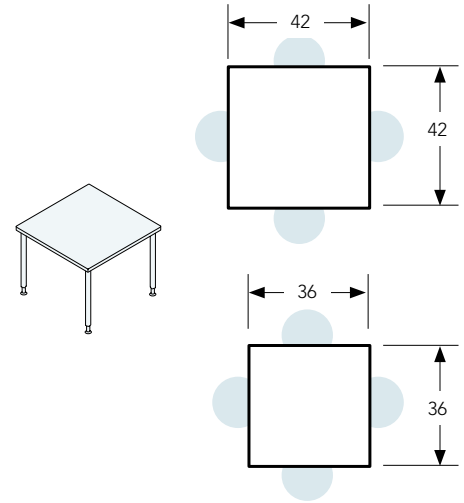
Half Round Tables



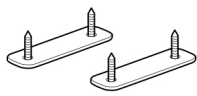
Circle Tables



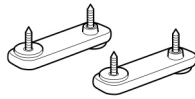
Square Tables



Accessories



Flat Ganging Bracket



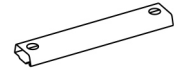
Flex Ganging Bracket



Cable Keeper

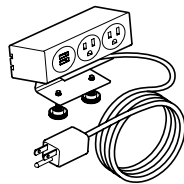


Wire Management Clips

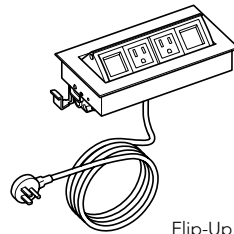


Wire Management Horizontal

Surface Mounted Power & Flip-Up Power



Surface-Mounted Power



Flip-Up Power
(available on laminate tops only)

Mobile Pedestal



Pedestal Seat Pad
15W x 18D x 3H



Mobile Box/File Pedestal
15W x 18D x 22H



Mobile Box/Box/File Pedestal
15W x 18D x 27.5H



Mobile File/File Pedestal
15W x 18D x 27.5H

Standards

Meets or exceeds applicable ANSI/BIFMA durability and safety standards and is SCS Indoor Advantage Gold and BIFMA level[®] 1 certified.

Dimensions

All dimensions listed are nominal vs. actual.

Tops

Clara laminate tops are 1-1/8" thick particle board core, faced with high-pressure laminate, edged and backed with moisture-resistant coverings to form a completely sealed outside surface. 60" and 72" L tables have steel support channel to promote level worksurface. Grain direction runs length of table top.

Clara veneer tops are 1-1/8" thick veneer, MDF core, stained exposed edge, moisture-resistant backer. Grain direction runs length of table top.

Edges

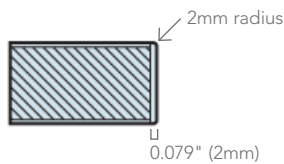
2mm ABS edgeband (PVC-free)

Urethane edge on all sides of tables.
Dimensions of the urethane vary.

Veneer stained exposed edge on all sides



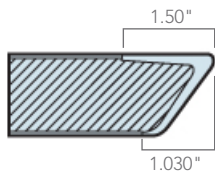
2mm Edge Top Down



2mm Edge Profile



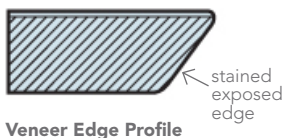
Urethane Edge Top Down



Urethane Edge Profile



Veneer Edge Top Down



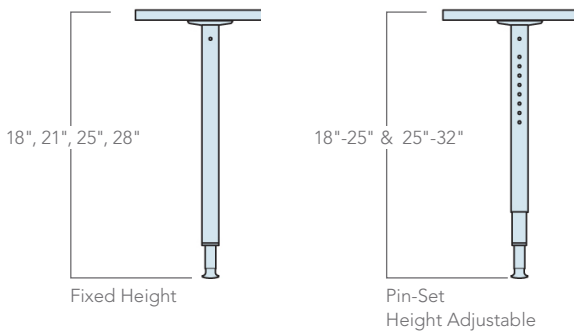
Veneer Edge Profile

Clara Legs are available in fixed and pin-set options at the following overall table heights

Fixed Leg	18", 21", 25" & 28"
Pin-Set Leg	18"- 25" & 25"-32" (adjustable 1" increments)
Pedestal Base (Conference table only)	29"

Pedestal Base is fixed 29" and can be mated with fixed 28" tables by utilizing the self leveling glide feature.

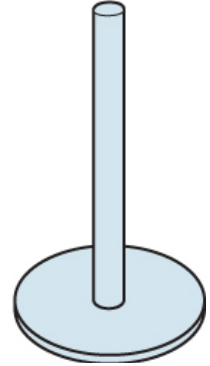
Leg Options & Table Heights



Fixed Leg



Pin-Set Leg



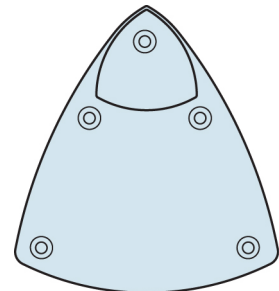
Pedestal Base

Clara Legs are extruded aluminum with cast aluminum mounting plate.

Leg Shape & Mounting Plate



Clara Leg Shape
Plan View

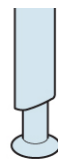


Clara Leg Shape
with Mounting Plate
Plan View

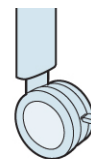
Glides: 1" of leveling for uneven floors.

Casters: dual wheel; locking; casters not available on pin-set legs.

Glides and Casters

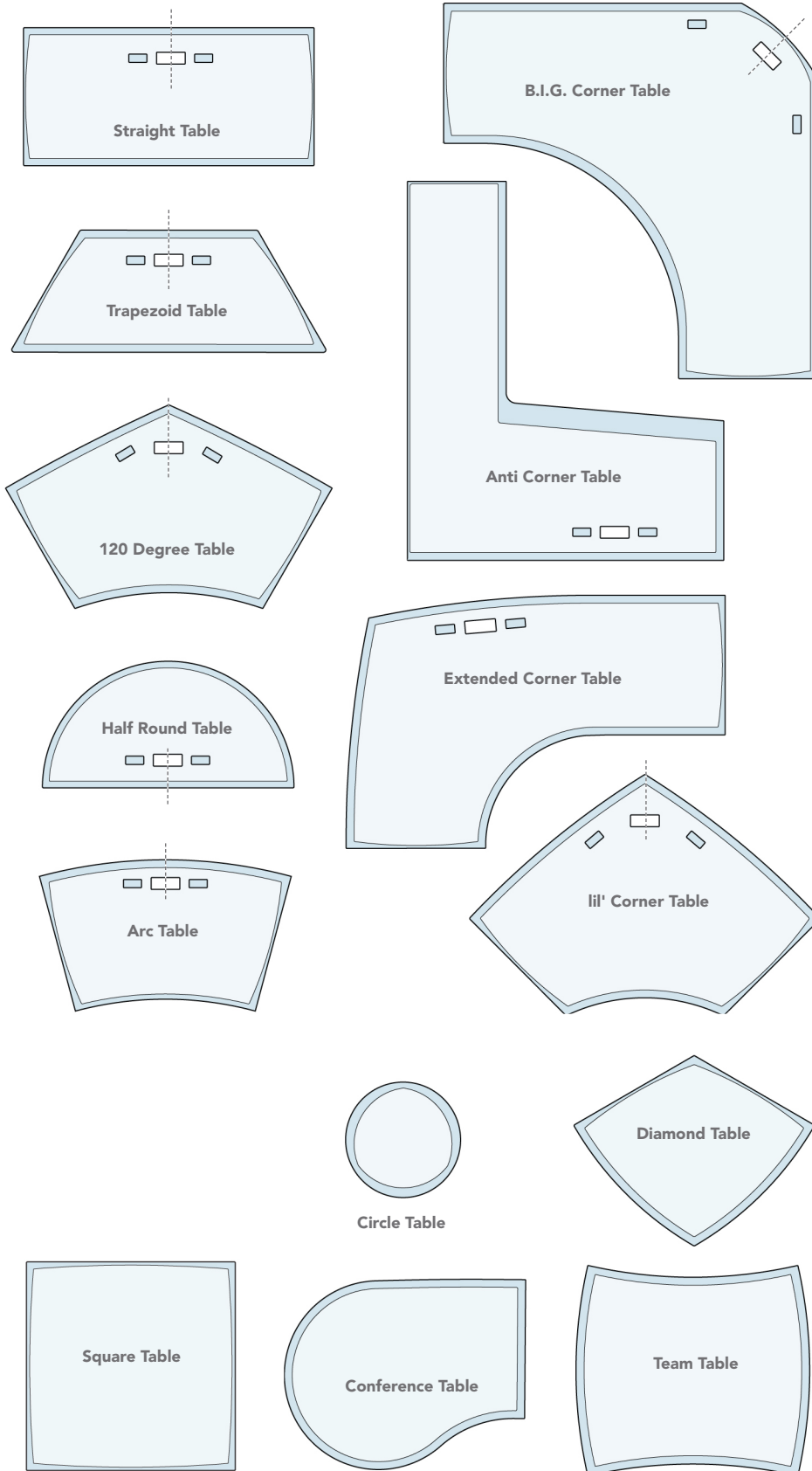


Glides



Casters

Grommets & Urethane Laminate Line



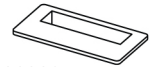
Plastic Grommet

- Tables

Grommets are available as an option on tables longer than 36". Two black grommets (3.75"L x 1.75"D) are installed. Grommets include a liner and cover.

Grommets are not available on veneer.

Grommets are not available on Team, Diamond, Circle, D-Top, Square and Conference tables.

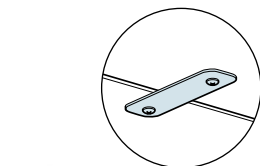


Flat ganging bracket attaches to underside of worksurface. Tools required to detach. Black only. 2 per package.

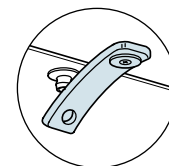
Flexible ganging bracket attaches to underside of worksurface. No tools required to detach. Black only. 2 per package.

Pilot holes are located where tables with a common depth dimension can gang together.

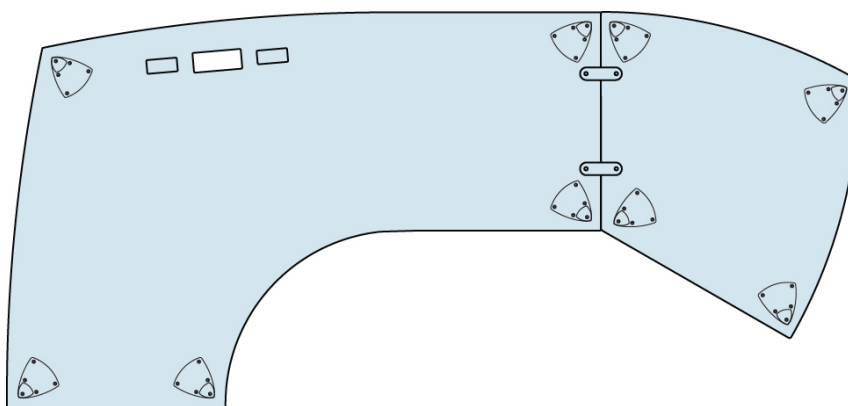
Table Ganging Brackets



Flat Ganging Bracket
connecting tables that are stationary; tools required to detach.



Flexible Ganging Bracket
connecting tables that may move around; the bracket is removable without tools



Mobile Pedestals

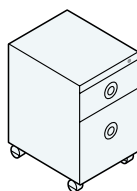
Mobile pedestal case is constructed from sheet metal with varying thicknesses, (18-22 gauge). Case is available in silver. Choose from 4 metal finish options for the front. Drawers are equipped with steel ballbearing slides.

Mobile pedestal comes standard with two locking casters in front, two non-locking in rear.

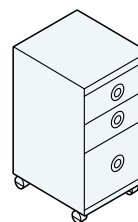
Upholstered Seat Pad for Mobile Pedestals

CAL 117 approved cut foam, with .50 MDF substrate. With upholstered seat pad, mobile pedestal can ONLY nest under standard height (28"), fixed leg tables. Seat pad comes standard in Momentum Origin, Arundel.

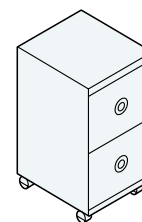
Mobile Pedestals & Upholstered Seat Pad



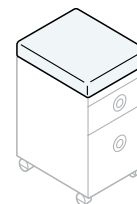
Mobile Box/File Pedestal
15W x 18D x 22H



Mobile Box/Box/File Pedestal
15W x 18D x 27.5H



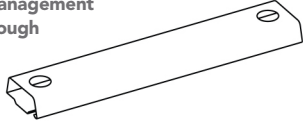
Mobile File/File Pedestal
15W x 18D x 27.5H



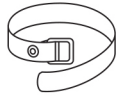
Pedestal Seat Pad
15W x 18D x 3H

Wire Management

Horizontal Wire Management Trough



Cable Keeper



Wire Management Clips



Horizontal Wire Management Trough: Extruded plastic trough carries power and data underneath worksurface. Ships in two sections to accommodate grommets and integrated power. The inside cross-sectional dimensions are 2.35"W by 1"D. Trough is fastened with adhesive tape, and allows screws to be inserted every 12" for additional hold. Available for all rectangular table widths.

for 34" & 36"L tables, kit includes one 14"L trough
 for 48", 54"L & 60"L tables, kit includes two 14"L troughs
 for 72"L tables, kit includes two 26"L troughs
 for information on what wire manager to order
 for non-rectangular tables, see price list.

Cable Keeper: Small, durable, Velcro® nylon strap for wire management. Metal eyelet allows cable keeper to be mounted on underside of the worksurface (12 per package, standard in gray).

Wire Management Clips: Durable plastic clips manage power module cables underneath the worksurface. Clips backed with adhesive tape (5 per package, black only).

Shipping & Assembly

Tables are shipped knocked down. Legs are shipped assembled. Table tops are pre-drilled for easy assembly to legs.

Specifying lower height table legs reduces overall height by up to two pounds per table.

Power Modules

Power modules are available as an option or accessory on Clara tables.

Flip-Up Power Module

Bezel dimensions: 7" L x 3" W

2 receptacles, 2 open; grey powdercoat bezel

Flip-Up power not available on veneer tables. Flip-Up power not available on the following shapes: Team, Diamond, Circle, D-Top, Square and Conference tables.

Surface-Mounted Power Module

Bezel dimensions: 5 3/8" L x 2 3/8" W

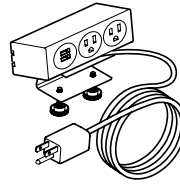
2 receptacles, 1 dual USB-charging (2 amp)

Silver anodized aluminum bezel

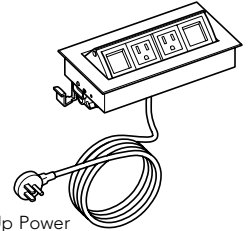
Available with white or black simplexes and end caps.

NOTE: Tables have a standard 15amp, 72" L cord.

Table Power Components



Surface-Mounted Power



Flip-Up Power

(available on laminate tops only)

How to order example:

1. MODEL NUMBER	2. LAMINATE TOP	3. EDGE PROFILE	4. EDGE FINISH	5. LEG STYLE	6. LEG FINISH	7. TABLE OPTIONS	8. POWER MODULE
CLA TBL STRT2434	LZ8	U	U22	03	P06	GL	FUP

1. Model Number

2. Laminate Top Finish

core group

- LAS black
- LBT dover white
- LDM pearl
- LB4 folkstone
- LDB4 platinum
- LCB earth
- LDA citadel
- LDC graphite

classic wood grain

- LTS fusion maple
- LSV monticello maple
- LS2 huntington maple
- LXW wild cherry
- LS4 versailles anigre
- LTW empire mahogany
- LVK montana walnut
- LT6 hemlock

classic pattern

- LRC pewter mesh
- LRP grey mesh
- LPD platinum drops
- LWH white drops
- LNT neutral twill
- LSR sarum twill

evolving wood grain

- LCH cherry riftwood
- LCC smoky brown pear
- LZ7 white ash
- LZ8 weathered ash
- LZ9 natural ash

markerboard

- LDW markerboard

NOTE: When selecting a **markerboard laminate** option, edge will default to black edgeband or black bear urethane.

non-standard laminate

Call customer service for a quote. Specify mfg. name and code number, upcharge and extended lead times may apply.

3. Veneer Top Finish

edge finish matches top

- AJ maple
- AK sand
- AL oak
- AM cherry
- AN mahogany
- AO walnut
- AP anthracite
- AQ wenge

3. Laminate Edge Profile

edgeband or urethane edge

- M 2mm edgeband
- U solid urethane

4. Laminate Edge Finish

2mm edgeband

- E37 black
- E30 white
- E31 neutral white
- E33 folkstone
- E32 platinum
- E39 earth
- E36 citadel
- E35 graphite
- E38 brown
- E34 satin silver
- E41 fusion maple
- E42 monticello maple
- E43 huntington maple
- E44 wild cherry
- E45 versailles anigre
- E40 empire mahogany
- E47 montana walnut
- E46 hemlock

solid urethane

- U02 wolf
- U04 dolpin
- U05 otter
- U06 black bear
- U22 hippo
- U25 koala
- U26 kangaroo
- U27 oyster
- U32 beaver
- U24 cardinal
- U13 blue heron
- U14 jay
- U21 parakeet
- U23 oriole

5. Leg Style

fixed height

- 01 18" height - \$45
- 03 28" height Std
- 04 21" height - \$30
- 05 25" height - \$15

pinset hgt. adj. in 1" increments

- 02 25"-32" height adj. +\$177
- 06 18"-25" height adj. +\$147

6. Leg Finish

- P06 silver

7. Table Options

- GM grommet(s), black +\$53
- GL glides (standard) +\$0
- CS casters * +\$32

8. Power Module

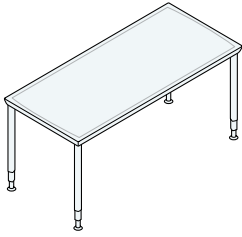
- FUP flip-up power +\$212

NOTE: Power and grommets not available on veneer.

* Casters not available on pin-set legs

Ships KD/ 1 per carton

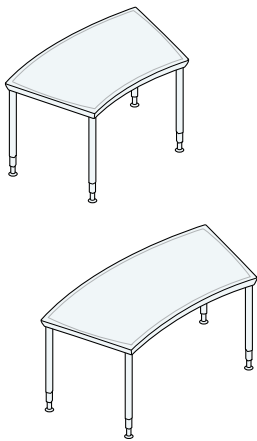
Straight



DEPTH	WIDTH	STANDARD OVERALL HEIGHT	STANDARD WEIGHT	MODEL #	LAMINATE		VENEER	MARKER-BOARD
					2MM EDGE	URETHANE EDGE	VENEER EDGE	
24"	34"		32 lb	CLA TBL STRT2434	\$477	n/a	\$810	+\$165
	36"		33 lb	CLA TBL STRT2436	\$525	n/a	\$875	+\$165
	48"		42 lb	CLA TBL STRT2448	\$581	n/a	\$955	+\$165
	54"		46 lb	CLA TBL STRT2454	\$609	n/a	\$990	+\$165
	60"		50 lb	CLA TBL STRT2460	\$643	n/a	\$1,040	+\$165
	72"		59 lb	CLA TBL STRT2472	\$741	\$856	\$1,175	+\$200
27"	34"	* standard 28" fixed height	35 lb	CLA TBL STRT2734	\$510	\$625	\$850	+\$165
	36"		36 lb	CLA TBL STRT2736	\$558	\$673	\$925	+\$165
	48"		46 lb	CLA TBL STRT2748	\$614	\$729	\$1,000	+\$165
	54"		51 lb	CLA TBL STRT2754	\$642	\$757	\$1,035	+\$165
	60"		55 lb	CLA TBL STRT2760	\$676	\$791	\$1,085	+\$165
	72"		65 lb	CLA TBL STRT2772	\$774	\$889	\$1,220	+\$200
30"	34"		38 lb	CLA TBL STRT3034	\$543	n/a	\$900	+\$165
	36"		40 lb	CLA TBL STRT3036	\$591	n/a	\$970	+\$165
	48"		50 lb	CLA TBL STRT3048	\$647	n/a	\$1,045	+\$165
	54"		55 lb	CLA TBL STRT3054	\$675	n/a	\$1,085	+\$165
	60"		61 lb	CLA TBL STRT3060	\$706	\$821	\$1,125	+\$200
	72"		71 lb	CLA TBL STRT3072	\$807	\$922	\$1,280	+\$200

* pricing reflects tables with standard 28" fixed height legs. for optional leg style pricing, refer to step 5 in the **how to order** section.

Arc

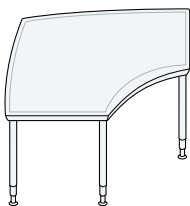


DEPTH	WIDTH	STANDARD OVERALL HEIGHT	STANDARD WEIGHT	MODEL #	LAMINATE		VENEER	MARKER-BOARD
					2MM EDGE	URETHANE EDGE	VENEER EDGE	
27"	48"	* standard 28" fixed height	53 lb	CLA TBL ARC2748 (four legs)	\$614	\$729	\$1,000	+\$165
	60"		69 lb	CLA TBL ARC2760 (four legs)	\$676	\$791	\$1,085	+\$200

* pricing reflects tables with standard 28" fixed height legs. for optional leg style pricing, refer to step 5 in the **how to order** section.

** wire management: for table size 2448, order RLNWMT48; for table size 2760, order RLNWMT60

lil' Corner



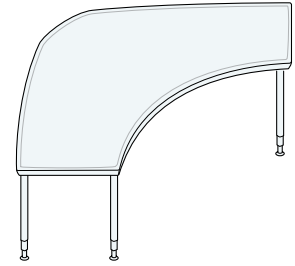
DEPTH	WIDTH	OVERALL WIDTH	STANDARD OVERALL HEIGHT	STANDARD WEIGHT	MODEL #	LAMINATE		VENEER	MARKER-BOARD
						2MM EDGE	URETHANE EDGE	VENEER EDGE	
27"	48"	68"	* standard 28" fixed height	90 lb	CLA TBL CRNR2768 (five legs)	\$1,043	\$1,158	\$1,580	+\$200

* pricing reflects tables with standard 28" fixed height legs. for optional leg style pricing, refer to step 5 in the **how to order** section.

** wire management: order RLNWMT60

B.I.G. Corner

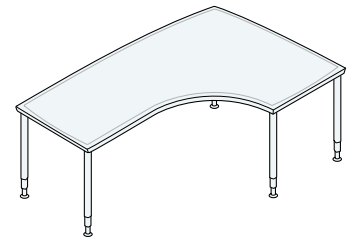
DEPTH	WIDTH	OVERALL WIDTH	STANDARD OVERALL HEIGHT	STANDARD WEIGHT	MODEL #	LAMINATE		VENEER	
						2MM EDGE	URETHANE EDGE	VENEER EDGE	MARKER-BOARD
27"	72"	100"	* standard 28" fixed height	125 lb	CLA TBL CRNR27100 (six legs)	\$1,665	\$1,780	\$2,450	+\$274



* pricing reflects tables with standard 28" fixed height legs. for optional leg style pricing, refer to step 5 in the **how to order section**.
 ** wire management: order RLNWMT72

Extended Corner

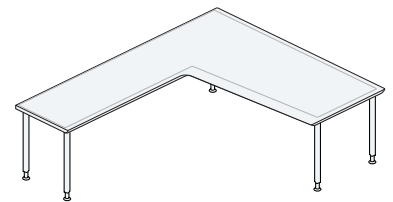
DEPTH	WIDTH	STANDARD OVERALL HEIGHT	STANDARD WEIGHT	MODEL #	LAMINATE		VENEER	
					2MM EDGE	URETHANE EDGE	VENEER EDGE	MARKER-BOARD
27"	48, 72"	* standard 28" fixed height	125 lb	Left hand (shown) CLA TBL CRNR 4872L (five legs)	\$1,357	\$1,472	\$2,015	+\$200
	48, 72"		125 lb	Right hand CLA TBL CRNR 4872R (five legs)	\$1,357	\$1,472	\$2,015	+\$200



* pricing reflects tables with standard 28" fixed height legs. for optional leg style pricing, refer to step 5 in the **how to order section**.
 ** wire management: order RLNWMT72

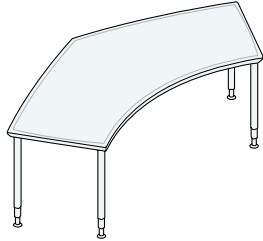
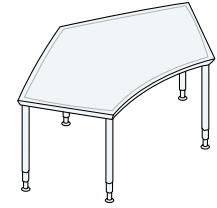
Anti Corner

DEPTH	WIDTH	STANDARD OVERALL HEIGHT	STANDARD WEIGHT	MODEL #	LAMINATE		VENEER	
					2MM EDGE	URETHANE EDGE	VENEER EDGE	MARKER-BOARD
18", 27"	72", 60"	* standard 28" fixed height	85 lb	Left hand (shown) CLA TBL ACN6072L (five legs)	\$1,507	\$1,622	\$2,240	+\$274
	72", 60"		85 lb	Right hand CLA TBL ACN6072R (five legs)	\$1,507	\$1,622	\$2,240	+\$274



* pricing reflects tables with standard 28" fixed height legs. for optional leg style pricing, refer to step 5 in the **how to order section**.
 ** wire management: order RLNWMT72

120 Degree

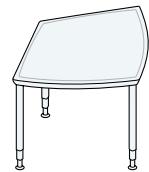


DEPTH	WIDTH	OVERALL WIDTH	STANDARD OVERALL HEIGHT	STANDARD WEIGHT	MODEL #	LAMINATE		VENEER	
						2MM EDGE	URETHANE EDGE	VENEER EDGE	MARKER-BOARD
27"	36"	62"	* standard 28" fixed height	90 lb	CLA TBL 120D2736 (five legs)	\$992	\$1,107	\$1,500	+\$200
	48"	83"		125 lb	CLA TBL 120D2748 (five legs)	\$1,078	\$1,193	\$1,625	+\$200

* pricing reflects tables with standard 28" fixed height legs. for optional leg style pricing, refer to step 5 in the **how to order section**.

** wire management: for table size 2736: order RLNWMT36, for table size 2748: order RLNWMT48

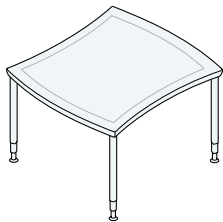
Diamond



DEPTH	WIDTH	OVERALL WIDTH	STANDARD OVERALL HEIGHT	STANDARD WEIGHT	MODEL #	LAMINATE		VENEER	
						2MM EDGE	URETHANE EDGE	VENEER EDGE	MARKER-BOARD
40"	32"	46"	* standard 28" fixed height	44 lb	CLA TBL DMND2727 (four legs)	\$537	\$652	\$890	+\$200

* pricing reflects tables with standard 28" fixed height legs. for optional leg style pricing, refer to step 5 in the **how to order section**.

Team

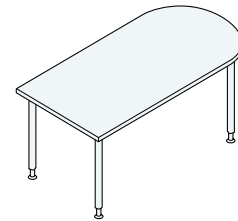


DEPTH	WIDTH	STANDARD OVERALL HEIGHT	STANDARD WEIGHT	MODEL #	LAMINATE		VENEER	
					2MM EDGE	URETHANE EDGE	VENEER EDGE	MARKER-BOARD
40"	44"	* standard 28" fixed height	77 lb	CLA TBL TEAM4044 (four legs)	\$803	\$918	\$1,250	+\$200

* pricing reflects tables with standard 28" fixed height legs. for optional leg style pricing, refer to step 5 in the **how to order section**.

D-Top

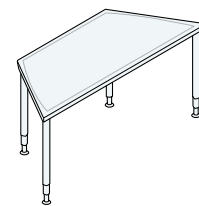
DEPTH	WIDTH	STANDARD OVERALL HEIGHT	STANDARD WEIGHT	MODEL #	LAMINATE		VENEER	
					2MM EDGE	URETHANE EDGE	VENEER EDGE	MARKER-BOARD
30"	60"	* standard 28" fixed height	61 lb	CLA TBL DTOP3060 (four legs)	\$817	n/a	\$1,285	+\$165
	72"		72 lb	CLA TBL DTOP3072 (four legs)	\$922	n/a	\$1,420	+\$200



* pricing reflects tables with standard 28" fixed height legs. for optional leg style pricing, refer to step 5 in the **how to order** section.

Trapezoid

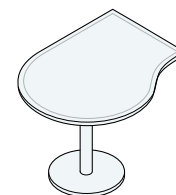
DIAGONAL DEPTH	WIDTH	STANDARD OVERALL HEIGHT	STANDARD WEIGHT	MODEL #	LAMINATE		VENEER	
					2MM EDGE	URETHANE EDGE	VENEER EDGE	MARKER-BOARD
24"	48"	* standard 28" fixed height	29 lb	CLA TBL TRAP2448 (four legs)	\$719	n/a	\$1,145	+\$165
27"	60"		39 lb	CLA TBL TRAP2760 (four legs)	\$894	\$1,009	\$1,380	+\$165



* pricing reflects tables with standard 28" fixed height legs. for optional leg style pricing, refer to step 5 in the **how to order** section.
 ** wire management: for table size 2448, order RLNWMT48; for size 2760, order RLNWMT60

Conference

DEPTH	WIDTH	STANDARD OVERALL HEIGHT	STANDARD WEIGHT	MODEL #	LAMINATE		VENEER	
					2MM EDGE	URETHANE EDGE	VENEER EDGE	MARKER-BOARD
27"	46"	standard 28" fixed height	87 lb	left hand (shown) CLA TBL CNFR 2746L (pedestal)	\$871	\$986	\$1,350	+\$165
	46"		87 lb	right hand CLA TBL CNFR 2746R (pedestal)	\$871	\$986	\$1,350	+\$165



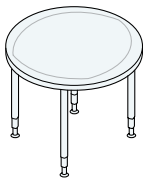
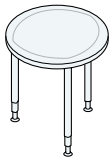
Half Round



DEPTH	WIDTH	STANDARD OVERALL HEIGHT	STANDARD WEIGHT	MODEL #	LAMINATE		VENEER		MARKER-BOARD
					2MM EDGE	URETHANE EDGE	VENEER EDGE		
24"	48"	* standard 28" fixed height	34 lb	CLA TBL HFRD2448 (four legs)	\$670	n/a	\$1,075	+\$165	
27"	53"		53 lb	CLA TBL HFRD2753 (four legs)	\$698	\$813	\$1,115	+\$165	

* pricing reflects tables with standard 28" fixed height legs.
 for optional leg style pricing, refer to step 5 in the **how to order section**.
 ** wire management: for table size 2448, order RLNWMT48; for size 2753, order RLNWMT54

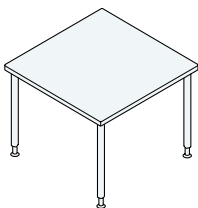
Circle



DIAMETER	STANDARD OVERALL HEIGHT	STANDARD WEIGHT	MODEL #	LAMINATE		VENEER		MARKER-BOARD
				2MM EDGE	URETHANE EDGE	VENEER EDGE		
27"	* standard 28" fixed height	27 lb	CLA TBL CRCL2727 (three legs)	\$460	\$575	\$775	+\$165	
36"		36 lb	CLA TBL CRCL3636 (four legs)	\$606	\$721	\$990	+\$165	
42"		47 lb	CLA TBL CRCL4242 (four legs)	\$772	\$887	\$1,215	+\$200	
48"		59 lb	CLA TBL CRCL4848 (four legs)	\$857	\$972	\$1,330	+\$200	

* pricing reflects tables with standard 28" fixed height legs.
 for optional leg style pricing, refer to step 5 in the **how to order section**.

Square



DEPTH	WIDTH	STANDARD OVERALL HEIGHT	STANDARD WEIGHT	MODEL #	LAMINATE		VENEER		MARKER-BOARD
					2MM EDGE	URETHANE EDGE	VENEER EDGE		
36"	36"	* standard 28" fixed height	46 lb	CLA TBL SQ3636 (four legs)	\$695	\$810	\$1,100	+\$165	
42"	42"		60 lb	CLA TBL SQ4242 (four legs)	\$773	\$888	\$1,220	+\$200	

* pricing reflects tables with standard 28" fixed height legs.
 for optional leg style pricing, refer to step 5 in the **how to order section**.

How to order example:

1. ACCESSORY

WIRE MANAGEMENT
TROUGH COLOR

RLNVWMT60

T95

1. Accessories

flat ganging bracket

PWRFLATG (pair, for ganging)

flexible ganging bracket

PWRFLEXG (pair, for ganging)

cable keeper RLNACCCK
(pkg of 12)

wire management clip
PWRWMCLIP (pkg of 12)

**horizontal wire management
trough, kit**

	table width
RLNWMT34	34"
RLNWMT36	36"
RLNWMT48	48"
RLNWMT54	54"
RLNWMT60	60"
RLNWMT72	72"

T95 Black only

72" kit includes two 26"L troughs

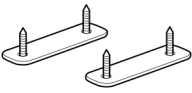
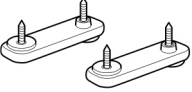


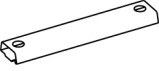
surface-mounted power

SMPWRW	white
SMPWRB	black

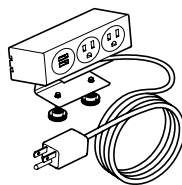
NOTE:

34" & 36" kit includes
one 14"L trough

48", 54" & 60"L kits
include two 14"L troughs

	PRODUCT DESCRIPTION	QTY IN PACKAGE	MODEL #	LIST PRICE
	flat ganging bracket	2	PWRFLATG	\$22
	flexible ganging bracket	2	PWRFLEXG	\$22
	cable keeper	12	RLNACCCK	\$33
	wire management clip	5	PWRWMCLIP	\$6
	horizontal wire management trough kit	1	RLNWMT34 RLNWMT36 RLNWMT48 RLNWMT54 RLNWMT60 RLNWMT72	\$76

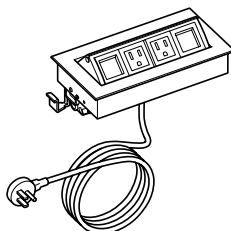
Surface Mounted Power



DEPTH	WIDTH	HEIGHT	CORD LENGTH	MODEL #	LIST PRICE
3"	5 3/8"	3 3/8"	72"	SMPWRW white end caps & simplex	\$382
				SMPWRB black end caps & simplex	\$445

Flip-Up Power

requires cutout



DEPTH	WIDTH	CORD LENGTH	MODEL #	LIST PRICE
4 7/16"	8 5/16"	72"	FUP	\$212

How to order example:

1. MODEL NUMBER

CLA TBL STRT2434

2. FRONT FINISH

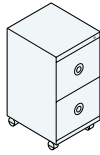
P06

1. Model Number

2. Front Finish

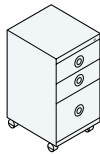
P06 silver
P07 white
P09 charcoal
P10 black

Mobile File/File Pedestal



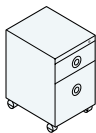
WIDTH	DEPTH	HEIGHT	STANDARD WEIGHT	MODEL #	LIST PRICE
15"	18"	27.5"	65 lb	CLA ACH MBBF 271518	\$791

Mobile Box/Box/File Pedestal



WIDTH	DEPTH	HEIGHT	STANDARD WEIGHT	MODEL #	LIST PRICE
15"	18"	27.5"	54 lb	CLA ACH MFF 271518	\$769

Mobile Box/File Pedestal



WIDTH	DEPTH	HEIGHT	STANDARD WEIGHT	MODEL #	LIST PRICE
15"	18"	22"	54 lb	CLA ACH MBF 221518	\$716

Pedestal Seat Pad



WIDTH	DEPTH	HEIGHT	STANDARD WEIGHT	MODEL #	LIST PRICE
15"	18"	3"	5 lb	CLA ACH MBF SEAT 031522	\$202





Solo



Straight

JACK TABLES

You might be flexible, but if your space isn't, productivity is compromised. Whether you're making do in a tight space or want to be prepared for impromptu guests, Jack tables come to the rescue. They're always ready to move with ease from here to there, and then to gracefully exit the scene when they're not needed. Most Jack tables are available with the popular soft edge option Clara tables are known for.

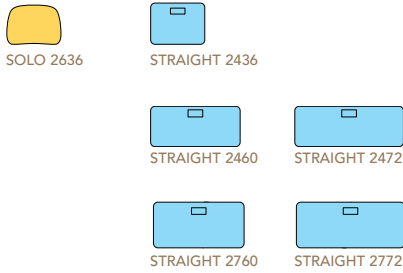
- Flip-top table for infinite nesting and intuitive operation
- All sizes available in edgeband or veneer
- Solid urethane edge option on all sizes except Solo
- Edge profile and color palette coordinate with the Clara collection
- Single activation lever for flip-top motion located under worksurface; left-handed and ADA compatible
- Front legs are inset to allow the table to nest directly on center. To determine depth of multiple nested tables, add the depth of one table and 8" for each additional nested table
- Four braking casters for mobility
- Black fabric modesty panel with cable bag standard on all Jack models
- Single-circuit power port available; mounted in rear center of worksurface; pops open to reveal two data and two power outlets
- SCS Indoor Advantage™ Gold Certified
- Ships unassembled



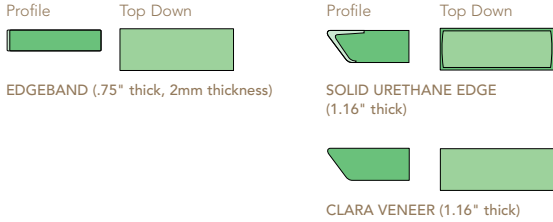
JACK TABLES

MODELS/SIZES

Pick from a variety of sizes and shapes.



EDGE PROFILES



EDGE STYLES

- Edgeband with laminate
- Solid urethane edge with laminate
- Oak veneer

LAMINATE TOP FINISHES

Core Group

LAS	Black
LBT	Dover White
LDM	Pearl
LB4	Folkstone
LDQ	Platinum
LCB	Earth
LDA	Citadel
LCD	Graphite

Classic Patterns

LRC	Pewter Mesh
LRP	Grey Mesh
LPD	Platinum Drops
LWH	White Drops
LNT	Neutral Twill
LSR	Sarum Twill

Classic Woodgrains

LTS	Fusion Maple
LSV	Monticello Maple
LS2	Huntington Maple
LXW	Wild Cherry
LS4	Versailles Anigre
LTW	Empire Mahogany
LVK	Montana Walnut
LT6	Hemlock

Evolving Woodgrains

LCC	Smoky Brown Pear
LZ7	White Ash
LZ8	Weathered Ash
LZ9	Natural Ash
LCH	Cherry Riftwood

Non-Standard Laminates

Call customer service for a quote. Specify manufacturer name and code number. Additional upcharge and extended lead times may apply.

VENEER TOP FINISHES

(Edge matches top)

AJ	Maple
AK	Sand
AL	Oak
AM	Cherry
AN	Mahogany
AO	Walnut
AP	Anthracte
AQ	Wenge

EDGE COLORS

(Laminate only)

Solid Urethane

U02	Wolf
U04	Dolphin
U05	Otter
U06	Black Bear
U22	Hippo
U25	Koala
U26	Kangaroo
U27	Oyster
U32	Beaver
U24	Cardinal
U13	Blue Heron
U14	Jay
U21	Parakeet
U23	Oriole

2mm Edgeband

E30	White
E31	Neutral White
E33	Folkstone
E32	Platinum
E39	Earth
E38	Brown
E36	Citadel
E35	Graphite
E37	Black
E34	Satin Silver
E41	Fusion Maple
E42	Monticello Maple
E43	Huntington Maple
E44	Wild Cherry
E45	Versailles Anigre
E40	Empire Mahogany
E47	Montana Walnut
E46	Hemlock

Solo 2636



Model Number	Weight	Dimensions	Edgeband	Veneer
JAK001 SOLO2636	55 lbs.	26D x 36W x 28.5H	\$1005	\$1444

- For solo use
- Standard with black fabric modesty panel*

*The No Modesty (NM) option is not available for the 30" and 36" width tables.

Available options:
P Power Option **+\$212**

Shipping Information
 Set up / 1 per carton

Straight – 24" Depth



Model Number	Weight	Dimensions	Edgeband	Solid Urethane Edge	Veneer
JAK001 STRT2436	55 lbs.	24D x 36W x 28.5H	\$1238	\$1320	\$1612
JAK001 STRT2460	75 lbs.	24D x 60W x 28.5H	\$1531	\$1611	\$1999
JAK001 STRT2472	90 lbs.	24D x 72W x 28.5H	\$1685	\$1764	\$2188

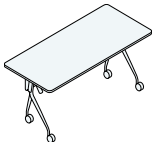
- For use by one or more persons
- Also available in soft or solid edge
- Standard with black fabric modesty panel*

*The No Modesty (NM) option is not available for the 30" and 36" width tables.

Available options:
P Power Option **+\$212**
NM No Modesty **-\$121**

Shipping Information
 Unassembled / 1 per carton

Straight – 27" Depth



Model Number	Weight	Dimensions	Edgeband	Solid Urethane Edge	Veneer
JAK001 STRT2760	80 lbs.	27D x 60W x 28.5H	\$1592	\$1672	\$2072
JAK001 STRT2772	95 lbs.	27D x 72W x 28.5H	\$1731	\$1906	\$2246

- For use by one or more persons
- Standard with black fabric modesty panel*

*60" and 72" widths – modesty and top ship in separate carton from base.

Available options:
P Power Option **+\$212**
NM No Modesty **-\$121**

Shipping Information
 Unassembled / 1 per carton

Note: To determine the width of multiple nested tables, add the width of one table (24") and 8" for each additional nested table. Example: Two nested tables will require 32" of space. Three nested tables will require 40" of space.

How to Order Jack Tables

1. MODEL/SIZE

Scale of worksurface, edge profile, and color palette are designed to coordinate with the Clara collection.

2. LAMINATE TOP FINISHES

Core Group

- LAS** Black
- LBT** Dover White
- LDM** Pearl
- LB4** Folkstone
- LDQ** Platinum
- LCB** Earth
- LDA** Citadel
- LCD** Graphite

Classic Patterns

- LRC** Pewter Mesh
- LRP** Grey Mesh
- LPD** Platinum Drops
- LWH** White Drops
- LNT** Neutral Twill
- LSR** Sarum Twill

Classic Wood Grains

- LTS** Fusion Maple
- LSV** Monticello Maple
- LS2** Huntington Maple
- LXW** Wild Cherry
- LS4** Versailles Anigre
- LTW** Empire Mahogany
- LVK** Montana Walnut
- LT6** Hemlock

Evolving Woodgrains

- LCC** Smoky Brown Pear
- LZ7** White Ash
- LZ8** Weathered Ash
- LZ9** Natural Ash
- LCH** Cherry Riftwood

Non-Standard Laminates

Call customer service for a quote.
Specify manufacturer name and code number.
Additional upcharge and extended lead times may apply.

2. VENEER TOP SURFACES

(Edge matches top)

- AJ** Maple
- AK** Sand
- AL** Oak
- AM** Cherry
- AN** Mahogany
- AO** Walnut
- AP** Anthracite
- AQ** Wenge

3. EDGE STYLE

- E** Edgeband
- D** Solid Urethane Edge*
- C** Veneer

*not available on Solo size

4. EDGE COLORS

(Laminate only)

Solid Urethane

- U02** Wolf
- U04** Dolphin
- U05** Otter
- U06** Black Bear
- U22** Hippo
- U25** Koala
- U26** Kangaroo
- U27** Oyster
- U32** Beaver
- U24** Cardinal
- U13** Blue Heron
- U14** Jay
- U21** Parakeet
- U23** Oriole

2mm Edgeband

- E30** White
- E31** Neutral White
- E33** Folkstone
- E32** Platinum
- E39** Earth
- E38** Brown
- E36** Citadel
- E35** Graphite
- E37** Black
- E34** Satin Silver
- E41** Fusion Maple
- E42** Monticello Maple
- E43** Huntington Maple
- E44** Wild Cherry
- E45** Versailles Anigre
- E40** Empire Mahogany
- E47** Montana Walnut
- E46** Hemlock

5. MODESTY OPTION

(Momentum Basis, Black)

Black Fabric Modesty Panel is standard on all Jack models, but can be specified without

- NM** No Modesty Panel - \$121
(NM option is not available on 30" and 36" width tables)

6. POWER OPTION

All Jack tables are available with power. Single circuit power port comes mounted in rear-center of worksurface. Port pops open to reveal two data and two power plugs. Port is standard in silver and 72" cord.

- P** Power Option +\$212

Example:

1. MODEL/SIZE	2. TOP SURFACE	3. EDGE STYLE	4. EDGE COLOR	5. MODESTY	6. POWER
JAK001 STRT2472	LBT	E	E44	NM	P



RYLEE TABLES



Straight



Anti-Corner



Extended Corner



Corner



120 Degree

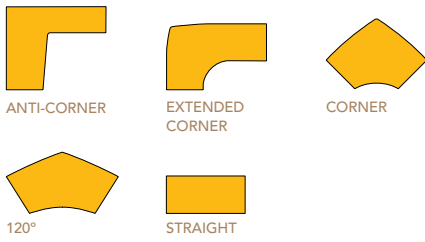
Whether your needs lie in individual work, and training spaces or conference rooms and cafés, Rylee delivers. Pick the size and shape you want and choose your edge options. Complete with plenty of izzy attitude and possibilities.

- 5 shapes, 2 edge profiles and 2 base options
- Choose from the extensive izzy+ flavors laminate colors or specify a custom
- Clara and edgeband profile options
- Multiple standard edge colors; custom colors also available
- Table thickness is 1.16"
- Options vary by model and include modesty panels, flip-up power, grommets, and ganging clips
- Grommet option includes two per table
- Meets or exceeds ANSI/BIFMA standards
- Ships unassembled
- SCS Indoor Advantage™ Gold Certified
- Wire management trough comes in two pieces for flexible wire management


RYLEE TABLES

TABLE SHAPES

Pick from a variety of sizes and shapes.



BASE STYLES



OTHER OPTIONS (vary by model)

- Modesty
- Flip-up power
- Grommets (2 per table, black)
- End-user ganging (field installed)
- Flat bracket
- Wire management trough
- 60"- and 72"-wide tables have steel support channel to promote level worksurface

EDGE PROFILES

CLARA



EDGEBAND (2MM)



LAMINATE TOP FINISHES

Core Group

LAS	Black
LBT	Dover White
LDM	Pearl
LB4	Folkstone
LDQ	Platinum
LCB	Earth
LDA	Citadel
LCD	Graphite

Classic Patterns

LRC	Pewter Mesh
LRP	Grey Mesh
LPD	Platinum Drops
LWH	White Drops
LNT	Neutral Twill
LSR	Sarum Twill

Classic Woodgrains

LTS	Fusion Maple
LSV	Monticello Maple
LS2	Huntington Maple
LXW	Wild Cherry
LS4	Versailles Anigre
LTW	Empire Mahogany
LVK	Montana Walnut
LT6	Hemlock

Evolving Woodgrains

LCC	Smoky Brown Pear
LZ7	White Ash
LZ8	Weathered Ash
LZ9	Natural Ash
LCH	Cherry Riftwood

Non-Standard Laminates

Call customer service for a quote. Specify manufacturer name and code number. Additional upcharge and extended lead times may apply.

EDGE COLORS

Solid Urethane

U02	Wolf
U04	Dolphin
U05	Otter
U06	Black Bear
U22	Hippo
U25	Koala
U26	Kangaroo
U27	Oyster
U32	Beaver

2mm Edgeland

E30	White
E31	Neutral White
E33	Folkstone
E32	Platinum
E39	Earth
E38	Brown
E36	Citadel
E35	Graphite
E37	Black
E34	Satin Silver
E41	Fusion Maple
E42	Monticello Maple
E43	Huntington Maple
E44	Wild Cherry
E45	Versailles Anigre
E40	Empire Mahogany
E47	Montana Walnut
E46	Hemlock

BASE FINISHES

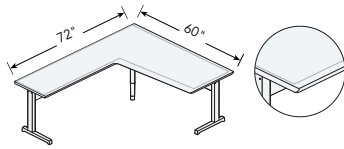
P06	Silver
P07	White
P09	Charcoal
P10	Black
P11	Alloy

** Electric- and Crank-height C-base only in silver and black

RYLEE TABLES

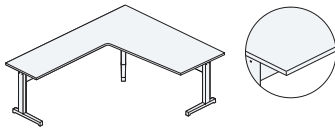
Anti-Corner Table Electric-height C-base

w/Clara Edge



Model Number	Weight	Dimensions	List Price	Flip-up Power	Grommet
RYL TBLCRNRL6072 Left hand (shown)	135 lbs.	18D x 72W/27D x 60W x 27-52.25H	\$4309	+\$212	+\$55
RYL TBLCRNRR6072 Right hand	135 lbs.	18D x 72W/27D x 60W x 27-52.25H	\$4309	+\$212	+\$55

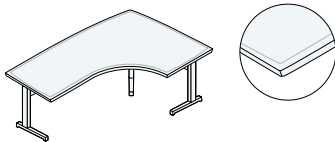
w/Edgeband Edge



RYL ECN046072L 04 Left hand (shown)	135 lbs.	18D x 72W/27D x 60W x 27-52.25H	\$4093	+\$212	+\$55
RYL ECN046072R 04 Right hand	135 lbs.	18D x 72W/27D x 60W x 27-52.25H	\$4093	+\$212	+\$55

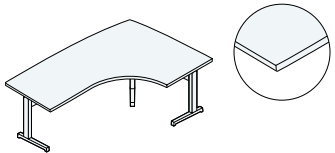
Extended Corner Table Electric-height C-base

w/Clara Edge



Model Number	Weight	Dimensions	List Price	Flip-up Power	Grommet
RYL TBLCRNRL4872 Left hand (shown)	125 lbs.	27D x 48/72W x 27-52.25H	\$4112	n/a	n/a
RYL TBLCRNRR4872 Right hand	125 lbs.	27D x 48/72W x 27-52.25H	\$4112	n/a	n/a

w/Edgeband Edge



RYL ECN044872L EL Left hand (shown)	125 lbs.	27D x 48/72W x 27-52.25H	\$3963	+\$212	+\$55
RYL ECN044872R EL Right hand	125 lbs.	27D x 48/72W x 27-52.25H	\$3963	+\$212	+\$55

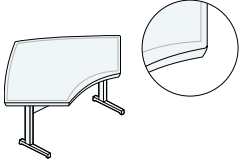


RYLEE TABLES

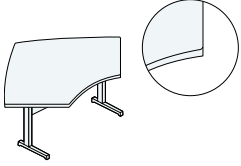
Tables

Corner Table Electric-height C-base

	Model Number	Weight	Dimensions	List Price	Modesty
w/Clara Edge	RYL TBLCRNR2768	110 lbs.	27D x 48W x 27-52.25H	\$2973	+\$170



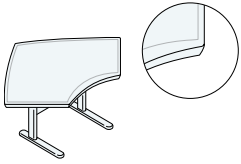
w/Edgeband Edge	RYL CN042768 EL	110 lbs.	27D x 48W x 27-52.25H	\$2849	+\$170
-----------------	------------------------	----------	-----------------------	---------------	---------------



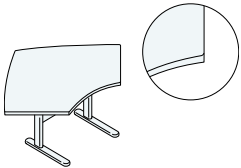
Options available to all Corner Electric-height C-base tables:
Wire management trough **+\$74**

Corner Table Crank-height

	Model Number	Weight	Dimensions	List Price	Grommet
w/Clara Edge	RYL CN012768 CA	105 lbs.	27D x 48W x 26-42H	\$2592	+\$55



w/Edgeband Edge	RYL CN042768 CA	105 lbs.	27D x 48W x 26-42H	\$2525	+\$55
-----------------	------------------------	----------	--------------------	---------------	--------------

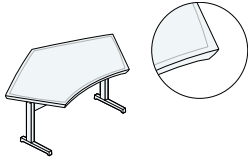


Five turns = 1" adjustment

RYLEE TABLES

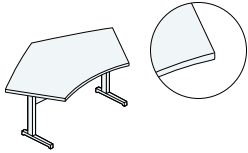
120 Degree Table Electric-height C-base

	Model Number	Weight	Dimensions	List Price	Modesty
w/Clara Edge	RYL TBL120D2736	100 lbs.	27D x 36W x 27-52.25H	\$3066	+\$170
	RYL TBL120D2748	120 lbs.	27D x 48W x 27-52.25H	\$3296	+\$170



w/Edgeband Edge

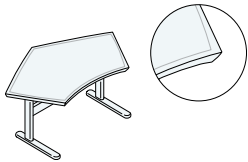
	RYL 120042736 EL	100 lbs.	27D x 36W x 27-52.25H	\$2937	+\$170
	RYL 120042748 EL	120 lbs.	27D x 48W x 27-52.25H	\$3093	+\$170



Options available to all 120 Degree Electric-height C-base tables:
Wire management trough **+\$74**

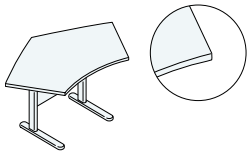
120 Degree Table Crank-height

	Model Number	Weight	Dimensions	List Price	Grommet
w/Clara Edge	RYL 120012736 CA	90 lbs.	27D x 36W x 26-42H	\$2492	+\$55
	RYL 120012748 CA	110 lbs.	27D x 48W x 26-42H	\$2693	+\$55



w/Edgeband Edge

	RYL 120042736 CA	90 lbs.	27D x 36W x 26-42H	\$2267	+\$55
	RYL 120042748 CA	110 lbs.	27D x 48W x 26-42H	\$2449	+\$55



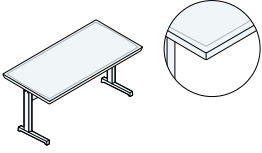
Five turns = 1" adjustment

RYLEE TABLES

Tables

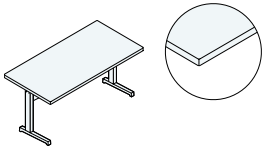
Straight Table Electric-height C-base

w/Clara Edge



Model Number	Weight	Dimensions	List Price	Modesty	Grommet
RYL TBLSTRT2472	68 lbs.	24D x 72W x 27-52.25H	\$3158	+\$181	n/a
RYL TBLSTRT2736	54 lbs.	27D x 36W x 27-52.25H	\$2662	+\$170	n/a
RYL TBLSTRT2748	63 lbs.	27D x 48W x 27-52.25H	\$2851	+\$170	n/a
RYL TBLSTRT2754	66 lbs.	27D x 54W x 27-52.25H	\$2945	+\$170	n/a
RYL TBLSTRT2760	72 lbs.	27D x 60W x 27-52.25H	\$3054	+\$170	n/a
RYL TBLSTRT3060	76 lbs.	30D x 60W x 27-52.25H	\$3166	+\$170	n/a

w/Edgeband Edge



RYL ST042460 EL	66 lbs.	24D x 60W x 27-52.25H	\$2693	+\$170	+\$55
RYL ST042472 EL	75 lbs.	24D x 72W x 27-52.25H	\$2740	+\$181	+\$55
RYL ST042748 EL	63 lbs.	27D x 48W x 27-52.25H	\$2443	+\$170	+\$55
RYL ST042754 EL	66 lbs.	27D x 54W x 27-52.25H	\$2533	+\$170	+\$55
RYL ST042760 EL	72 lbs.	27D x 60W x 27-52.25H	\$2640	+\$170	+\$55
RYL ST043060 EL	76 lbs.	30D x 60W x 27-52.25H	\$2746	+\$170	+\$55
RYL ST043072 EL	80 lbs.	30D x 72W x 27-52.25H	\$2962	+\$181	+\$55

Options available to all above tables:

Flip-up power	+\$212
Wire management trough	+\$74
Locking casters	no upcharge

How to Order Rylee Tables

1. MODEL/SIZE

Refer to product pages. Model determines the edge profile and base.

2. LAMINATE TOP FINISHES

Core Group

- LAS** Black
- LBT** Dover White
- LDM** Pearl
- LB4** Folkstone
- LDQ** Platinum
- LCB** Earth
- LDA** Citadel
- LCD** Graphite

Classic Patterns

- LRC** Pewter Mesh
- LRP** Grey Mesh
- LPD** Platinum Drops
- LWH** White Drops
- LNT** Neutral Twill
- LSR** Sarum Twill

Classic Woodgrains

- LTS** Fusion Maple
- LSV** Monticello Maple
- LS2** Huntington Maple
- LXW** Wild Cherry
- LS4** Versailles Anigre
- LTW** Empire Mahogany
- LVK** Montana Walnut
- LT6** Hemlock

Evolving Woodgrains

- LCC** Smoky Brown Pear
- LZ7** White Ash
- LZ8** Weathered Ash
- LZ9** Natural Ash
- LCH** Cherry Riftwood

Non-Standard Laminates

Specify manufacturer name and code number. Additional upcharge and extended lead times may apply.

3. EDGE COLORS

Solid Urethane

- U02** Wolf
- U04** Dolphin
- U05** Otter
- U06** Black Bear
- U22** Hippo
- U25** Koala
- U26** Kangaroo
- U27** Oyster
- U32** Beaver

2mm Edgeband

- E30** White
- E31** Neutral White
- E33** Folkstone
- E32** Platinum
- E39** Earth
- E38** Brown
- E36** Citadel
- E35** Graphite
- E37** Black
- E34** Satin Silver

- E41** Fusion Maple
- E42** Monticello Maple
- E43** Huntington Maple
- E44** Wild Cherry
- E45** Versailles Anigre
- E40** Empire Mahogany
- E47** Montana Walnut
- E46** Hemlock

4. LEG FINISHES

- P06** Silver
- P10** Black

5. OTHER OPTIONS

- MDY** Modesty
- FUP** Flip-up Power
- GMT** Grommet (2 per table, black)
- EUG** End User Ganging
- FLB** Flat Bracket
- WMT** Wire Management Trough

Example:

1. MODEL/SIZE	2. TOP FINISH	3. EDGE COLOR	4. LEG FINISH	5. OTHER OPTIONS
RYL TBLCRNRL6072	LAS	E35	P06	FUP

Your very own treasure trove

We all need a place for our treasures and our junk, our best ideas and our jumbled messes. When everything has a place, your mind can be more focused, or roam more freely. And when you need those certain somethings again, you'll know right where to go. Each of our storage lines has its own special features—which one is just right for you?



AUDREY

- Freestanding and modular
- Woodgrain finishes scale up or down
- Preconfigured or custom design
- Perfect with Audrey Tables (naturally)

CLARA ARCHIVAL

- Heavy-duty, lockable steel
- No-nonsense, hard working
- Full variety of common shapes & sizes
- Coordinates with entire Clara Collection

AUDREY STORAGE



Base



Store It



Close It



Frame It



Combine It



Cabinet Tops



29" High Assembly



35.5" High Assembly



54" High Assembly



62" High Assembly



Mixed-Height Assembly

Classic and unpredictable, Audrey Storage is modular casework in a freestanding mode. The aluminum base provides structure and flexibility for easy reconfiguration whenever life and work present a need for change. Fill the base with cabinets in the heights, widths, functions and finishes you want, for a truly signature design that's ready for now and whatever's next.

- Six base sizes to fill with cabinets in four widths, four heights, and 18" or 24" depths in whatever configuration works best for you
- Extensive izzy+ flavors finishes for cabinet fronts, featuring woodgrain options
- Mix and match finishes on a single cabinet or from one to the next in a single storage assembly for style and fun
- Case color carries through to storage interiors, including shelves
- Finished backs allow for space delineation use in open plan
- Installs and reconfigures without tools or fasteners
- Full-extension drawers for easy access to treasures inside
- Lock options
- Integrated cable management inside cabinets
- Power and grommet options available in cabinet tops
- Adjustable glides keep things on the level even when the floors are not
- High recycled content
- PVC-free edgeband
- Pre-configured assemblies for thought-starting ideas and budgeting preliminary
- One Model Number for the whole assembly makes specifying and budgeting a snap
- The entire storage assembly ships together, but cabinets and bases are packaged individually for easier handling
- Pre-configured assemblies are completely reconfigurable when your needs change
- Broad array of standard laminates for cabinet cases and fronts
- Installs and reconfigures without tools or fasteners
- Same great function, options and green attributes as Audrey Storage Cabinets
- SCS Indoor Advantage™ Gold Certified
- Meets or exceeds ANSI/BIFMA standards for safety and durability
- Cabinets ship fully assembled ready to mount onto a base

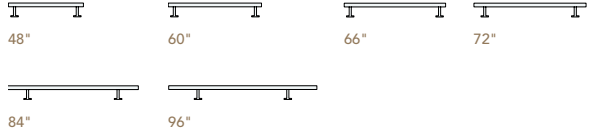
AUDREY STORAGE

Audrey offers lots of options, but it still manages to stay simple. Pick your base, pick your cabinets, pick your top, and go!

Tables

CABINET BASES

Pick the base size you need in 18" and 24" depths.



CABINET CONFIGURATIONS

Do you need files and drawers for storage or shelves and open spaces for display? If those weren't options enough, you can also choose between two depths: 18" and 24".



FRAME IT
Cabinet with open shelves



STORE IT
Cabinet with drawers



CLOSE IT
Cabinet with doors

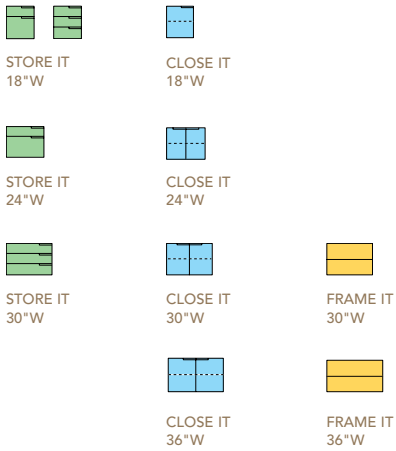


COMBINE IT
Cabinet with a combination of drawers, doors and/or open shelves

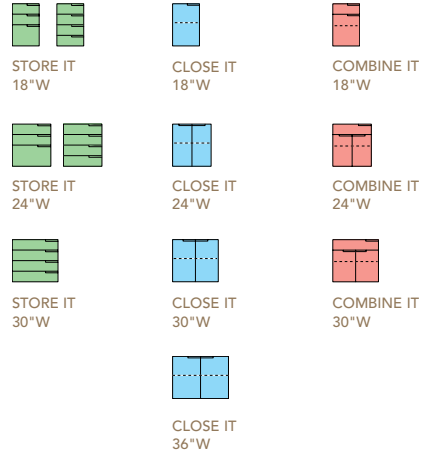
CABINETS

So many heights, so many widths, so many possible configurations. (Just two depths to choose from, though: 18" and 24".)

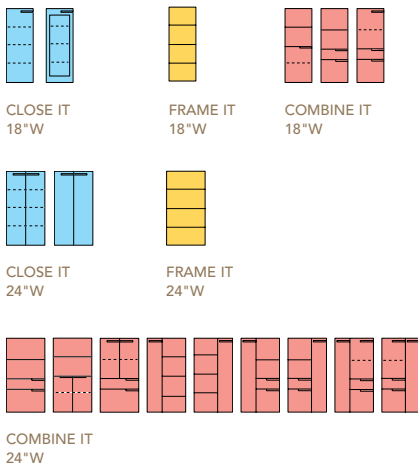
28"H CABINETS



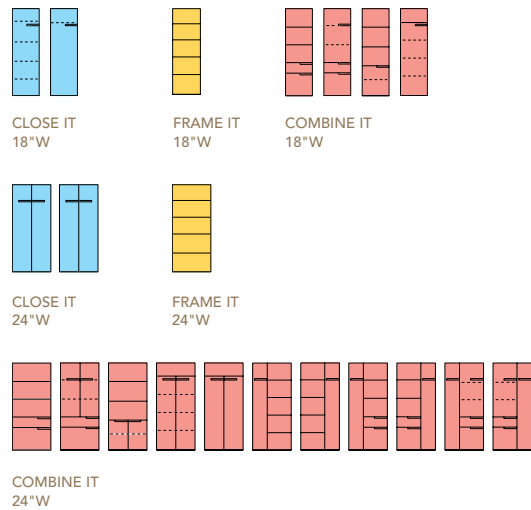
34.5"H CABINETS



54"H CABINETS



62"H CABINETS



CABINET TOPS FOR SINGLE DEEP UNITS

Tops for 28"H and 34.5"H cabinets. Choose melamine or laminate. Satin silver edgebanding standard.

RECTANGULAR TOPS




24" x 72"W (shown)

Available in 18" and 24" depths.

CABINET TOPS FOR BACK TO BACK UNITS

Tops for 28"H and 34.5"H cabinets. Choose melamine or laminate. Satin silver edgebanding standard.

RECTANGULAR TOPS



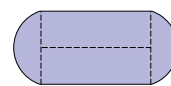
48" x 72" (shown)

Available in 36" and 48" depths.

COLLABORATION TOPS FOR BACK TO BACK UNITS

Tops for 28"H and 34.5"H cabinets. Choose melamine or laminate. Satin silver edgebanding standard.


TWO-SIDED COLLABORATION TOPS



48" x 108" (shown)

Available in 36" and 48" depths.

ONE-SIDED COLLABORATION TOPS



48" x 90" (shown)

Available in 36" and 48" depths.

AUDREY STORAGE

Tables


OTHER OPTIONS



Grommets
Choose location – left, right, or both



Pop-up Power
Choose location – left or right



Locking
When locking option is specified, select “keyed random” or “keyed alike”

CASE COLORS

(Melamine or Laminate)

MELAMINE

M01	Cloud
M17	Ivory
M18	Folkstone
M19	Platinum
M20	Earth
M03	Graphite
M13	Black
M14	White Nebula
M15	Grey Nebula
M16	Graphite Nebula
M06	Fusion Maple
M07	Monticello Maple
M08	Huntington Maple
M09	Wild Cherry
M10	Versailles Anigre
M11	Empire Mahogany
M12	Montana Walnut
M21	Hemlock

LAMINATE

Core Group

LAS	Black
LBT	Dover White
LDM	Pearl
LB4	Folkstone
LDQ	Platinum
LCB	Earth
LDA	Citadel
LCD	Graphite

Classic Patterns

LRC	Pewter Mesh
LRP	Grey Mesh
LPD	Platinum Drops
LWH	White Drops
LNT	Neutral Twill
LSR	Sarum Twill

Classic Woodgrains

LTS	Fusion Maple
LSV	Monticello Maple
LS2	Huntington Maple
LXW	Wild Cherry
LS4	Versailles Anigre
LTW	Empire Mahogany
LVK	Montana Walnut
LT6	Hemlock

Evolving Woodgrains

LCC	Smoky Brown Pear
LZ7	White Ash
LZ8	Weathered Ash
LZ9	Natural Ash
LCH	Cherry Riftwood

Non-Standard Laminates

Call customer service for a quote. Specify manufacturer name and code number. Additional upcharge and extended lead times may apply.

FRONT COLORS

(Laminate only)

LAMINATE

Core Group

LAS	Black
LBT	Dover White
LDM	Pearl
LB4	Folkstone
LDQ	Platinum
LCB	Earth
LDA	Citadel
LCD	Graphite

Classic Patterns

LRC	Pewter Mesh
LRP	Grey Mesh
LPD	Platinum Drops
LWH	White Drops
LNT	Neutral Twill
LSR	Sarum Twill

Classic Woodgrains*

LTS	Fusion Maple
LSV	Monticello Maple
LS2	Huntington Maple
LXW	Wild Cherry
LS4	Versailles Anigre
LTW	Empire Mahogany
LVK	Montana Walnut
LT6	Hemlock

Evolving Woodgrains*

LCC	Smoky Brown Pear
LZ7	White Ash
LZ8	Weathered Ash
LZ9	Natural Ash
LCH	Cherry Riftwood

Non-Standard Laminates

Call customer service for a quote. Specify manufacturer name and code number. Additional upcharge and extended lead times may apply.

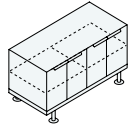
*Audrey woodgrain laminates have a vertical grain.

AUDREY ASSEMBLIES

Illustrations reflect 24" Deep Cabinets.

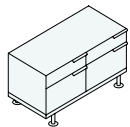
- List price for cabinets includes melamine case with laminate fronts.
- Lower front refers to area below 28"H w/base.
- Upper front refers to area above 28"H w/base.
- Case interior and shelves same as selected case color/material.
- Standard product is non-locking with pulls and no grommets.
- List price on glass doors includes clear glass.

48"W Desk-Height Assemblies – 29" overall height w/base and top – 18" and 24" depths



Model Number	List Price	Case Color w/Laminate	w/Locks
AUD ASY A4A 184829 48" Base; 24" Double Door, 1 Adj. Shelf; 24" Double Door, 1 Adj. Shelf; 48" Top Dimensions: 18D x 48W x 29H	\$1744	+\$218	+\$68

AUD ASY A4A 244829 48" Base; 24" Double Door, 1 Adj. Shelf; 24" Double Door, 1 Adj. Shelf; 48" Top Dimensions: 24D x 48W x 29H	\$1938	+\$240	+\$68
--	---------------	---------------	--------------



AUD ASY A4B 184829 48" Base; 24" Box/File, 24" Box/File, 48" Top Dimensions: 18D x 48W x 29H	\$2015	+\$218	+\$136
--	---------------	---------------	---------------

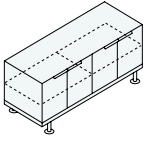
AUD ASY A4B 244829 48" Base; 24" Box/File, 24" Box/File, 48" Top Dimensions: 24D x 48W x 29H	\$2240	+\$240	+\$136
--	---------------	---------------	---------------

OTHER OPTIONS

NP	No Pulls	no upcharge
GML	Grommet - Left	+\$39
GMR	Grommet - Right	+\$39
GMB	Grommets - Left & Right	+\$77
PUL	Pop-up Power - Left	+\$335
PUR	Pop-up Power - Right	+\$335

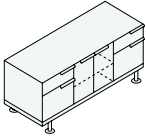
60"W Desk-Height Assemblies – 29" overall height w/base and top – 18" and 24" depths

Tables



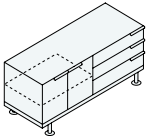
Model Number	List Price	Case Color w/Laminate	w/Locks
AUD ASY A5A 186029 60" Base; 30" Double Door, 1 Adj. Shelf; 30" Double Door, 1 Adj. Shelf; 60" Top Dimensions: 18D x 60W x 29H	\$1925	+\$240	+\$68

AUD ASY A5A 246029 60" Base; 30" Double Door, 1 Adj. Shelf; 30" Double Door, 1 Adj. Shelf; 60" Top Dimensions: 24D x 60W x 29H	\$2140	+\$272	+\$68
--	---------------	---------------	--------------



AUD ASY A5C 186029 60" Base; 18" Box/File; 24" Double Door, 1 Adj. Shelf; 18" Box/File; 60" Top Dimensions: 18D x 60W x 29H	\$2483	+\$303	+\$170
--	---------------	---------------	---------------

AUD ASY A5C 246029 60" Base; 18" Box/File; 24" Double Door, 1 Adj. Shelf; 18" Box/File; 60" Top Dimensions: 24D x 60W x 29H	\$2757	+\$338	+\$170
--	---------------	---------------	---------------



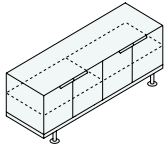
AUD ASY A5D 186029 60" Base; 30" Double Door, 1 Adj. Shelf; 30" Box/Box/Box; 60" Top Dimensions: 18D x 60W x 29H	\$2079	+\$240	+\$136
--	---------------	---------------	---------------

AUD ASY A5D 246029 60" Base; 30" Double Door, 1 Adj. Shelf; 30" Box/Box/Box; 60" Top Dimensions: 24D x 60W x 29H	\$2309	+\$272	+\$136
--	---------------	---------------	---------------

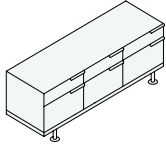
OTHER OPTIONS

NP	No Pulls	no upcharge
GML	Grommet - Left	+\$39
GMR	Grommet - Right	+\$39
GMB	Grommets - Left & Right	+\$77
PUL	Pop-up Power - Left	+\$335
PUR	Pop-up Power - Right	+\$335

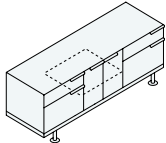
72"W Desk-Height Assemblies – 29" overall height w/base and top – 18" and 24" depths



Model Number	List Price	Case Color w/Laminate	w/Locks
AUD ASY A6A 187229 72" Base; 36" Double Door, 1 Adj. Shelf; 36" Double Door, 1 Adj. Shelf; 72" Top Dimensions: 18D x 72W x 29H	\$2146	+\$272	+\$68
AUD ASY A6A 247229 72" Base; 36" Double Door, 1 Adj. Shelf; 36" Double Door, 1 Adj. Shelf; 72" Top Dimensions: 24D x 72W x 29H	\$2386	+\$302	+\$68



AUD ASY A6B 187229 72" Base; 24" Box/File; 24" Box/File; 24" Box/File; 72" Top Dimensions: 18D x 72W x 29H	\$2835	+\$327	+\$204
AUD ASY A6B 247229 72" Base; 24" Box/File; 24" Box/File; 24" Box/File; 72" Top Dimensions: 24D x 72W x 29H	\$3150	+\$360	+\$204

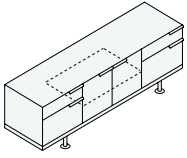


AUD ASY A6C 187229 72" Base; 24" Box/File; 24" Double Door, 1 Adj. Shelf; 24" Box/File; 72" Top Dimensions: 18D x 72W x 29H	\$2699	+\$327	+\$170
AUD ASY A6C 247229 72" Base; 24" Box/File; 24" Double Door, 1 Adj. Shelf; 24" Box/File; 72" Top Dimensions: 24D x 72W x 29H	\$2998	+\$360	+\$170

OTHER OPTIONS

NP	No Pulls	no upcharge
GML	Grommet - Left	+\$39
GMR	Grommet - Right	+\$39
GMB	Grommets - Left & Right	+\$77
PUL	Pop-up Power - Left	+\$335
PUR	Pop-up Power - Right	+\$335

84"W Desk-Height Assemblies – 29" overall height w/base and top – 18" and 24" depths

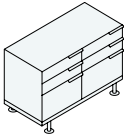


Model Number	List Price	Case Color w/Laminate	w/Locks
AUD ASY A7C 188429 84" Base; 24" Box/File; 36" Double Door, 1 Adj. Shelf; 24" Box/File; 84" Top Dimensions: 18D x 84W x 29H	\$2972	+\$354	+\$170
AUD ASY A7C 248429 84" Base; 24" Box/File; 36" Double Door, 1 Adj. Shelf; 24" Box/File; 84" Top Dimensions: 24D x 84W x 29H	\$3302	+\$391	+\$170

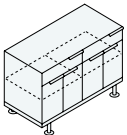
OTHER OPTIONS

NP	No Pulls	no upcharge
GML	Grommet - Left	+\$39
GMR	Grommet - Right	+\$39
GMB	Grommets - Left & Right	+\$77
PUL	Pop-up Power - Left	+\$335
PUR	Pop-up Power - Right	+\$335

48"W Counter-Height Assemblies – 35.5" overall height w/base and top – 18" and 24" depths



Model Number	List Price	Case Color w/Laminate	w/Locks
AUD ASY B4B 184835 48" Base; 24" Box/Box/File; 24" Box/Box/File; 48" Top Dimensions: 18D x 48W x 35.5H	\$2533	+\$236	+\$204
AUD ASY B4B 244835 48" Base; 24" Box/Box/File; 24" Box/Box/File; 48" Top Dimensions: 24D x 48W x 35.5H	\$2814	+\$262	+\$204



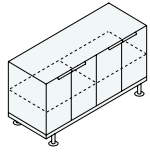
AUD ASY B4E 184835 48" Base; 24" Box/Double Door, 1 Adj. Shelf; 24" Box/Double Door, 1 Adj. Shelf; 48" Top Dimensions: 18D x 48W x 35.5H	\$2200	+\$236	+\$136
AUD ASY B4E 244835 48" Base; 24" Box/Double Door, 1 Adj. Shelf; 24" Box/Double Door, 1 Adj. Shelf; 48" Top Dimensions: 24D x 48W x 35.5H	\$2445	+\$262	+\$136

On 35.5"H Assemblies, the top drawer is considered the upper portion of cabinet (upper = area above 28"H w/base).

OTHER OPTIONS

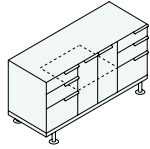
NP	No Pulls	no upcharge
GML	Grommet - Left	+\$39
GMR	Grommet - Right	+\$39
GMB	Grommets - Left & Right	+\$77
PUL	Pop-up Power - Left	+\$335
PUR	Pop-up Power - Right	+\$335

60"W Counter-Height Assemblies – 35.5" overall height w/base and top – 18" and 24" depths



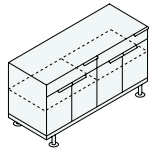
Model Number	List Price	Case Color w/Laminate	w/Locks
AUD ASY B5A 186035 60" Base; 30" Double Door, 1 Adj. Shelf; 30" Double Door, 1 Adj. Shelf; 60" Top Dimensions: 18D x 60W x 35.5H	\$2030	+\$266	+\$68

AUD ASY B5A 246035 60" Base; 30" Double Door, 1 Adj. Shelf; 30" Double Door, 1 Adj. Shelf; 60" Top Dimensions: 24D x 60W x 35.5H	\$2255	+\$292	+\$68
--	---------------	---------------	--------------



AUD ASY B5C 186035 60" Base; 18" Box/Box/File; 24" Double Door, 1 Adj. Shelf; 18" Box/Box/File; 60" Top Dimensions: 18D x 60W x 35.5H	\$2987	+\$328	+\$238
--	---------------	---------------	---------------

AUD ASY B5C 246035 60" Base; 18" Box/Box/File; 24" Double Door, 1 Adj. Shelf; 18" Box/Box/File; 60" Top Dimensions: 24D x 60W x 35.5H	\$3319	+\$365	+\$238
--	---------------	---------------	---------------



AUD ASY B5E 186035 60" Base; 30" Box/Double Door, 1 Adj. Shelf; 30" Box/Double Door, 1 Adj. Shelf; 60" Top Dimensions: 18D x 60W x 35.5H	\$2392	+\$266	+\$136
--	---------------	---------------	---------------

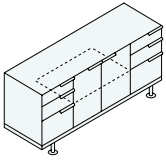
AUD ASY B5E 246035 60" Base; 30" Box/Double Door, 1 Adj. Shelf; 30" Box/Double Door, 1 Adj. Shelf; 60" Top Dimensions: 24D x 60W x 35.5H	\$2659	+\$292	+\$136
--	---------------	---------------	---------------

On 35.5"H Assemblies, the top drawer is considered the upper portion of cabinet (upper = area above 28"H w/base).

OTHER OPTIONS

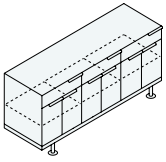
NP	No Pulls	no upcharge
GML	Grommet - Left	+\$39
GMR	Grommet - Right	+\$39
GMB	Grommets - Left & Right	+\$77
PUL	Pop-up Power - Left	+\$335
PUR	Pop-up Power - Right	+\$335

72"W Counter-Height Assemblies – 35.5" overall height w/base and top – 18" and 24" depths



Model Number	List Price	Case Color w/Laminate	w/Locks
AUD ASY B6C 187235 72" Base; 18" Box/Box/File; 36" Double Door, 1 Adj. Shelf; 18" Box/Box/File; 72" Top Dimensions: 18D x 72W x 35.5H	\$3212	+\$357	+\$238

AUD ASY B6C 247235 72" Base; 18" Box/Box/File; 36" Double Door, 1 Adj. Shelf; 18" Box/Box/File; 72" Top Dimensions: 24D x 72W x 35.5H	\$3569	+\$396	+\$238
--	---------------	---------------	---------------



AUD ASY B6E 187235 72" Base; 24" Box/Double Door, 1 Adj. Shelf; 24" Box/Double Door, 1 Adj. Shelf; 24" Box/Double Door, 1 Adj. Shelf; 72" Top Dimensions: 18D x 72W x 35.5H	\$3111	+\$354	+\$204
--	---------------	---------------	---------------

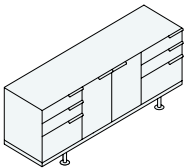
AUD ASY B6E 247235 72" Base; 24" Box/Double Door, 1 Adj. Shelf; 24" Box/Double Door, 1 Adj. Shelf; 24" Box/Double Door, 1 Adj. Shelf; 72" Top Dimensions: 24D x 72W x 35.5H	\$3456	+\$393	+\$204
--	---------------	---------------	---------------

On 35.5"H Assemblies, the top drawer is considered the upper portion of cabinet (upper = area above 28"H w/base).

OTHER OPTIONS

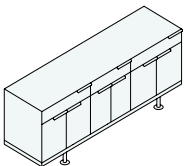
NP No Pulls	no upcharge
GML Grommet - Left	+\$39
GMR Grommet - Right	+\$39
GMB Grommets - Left & Right	+\$77
PUL Pop-up Power - Left	+\$335
PUR Pop-up Power - Right	+\$335

84"W Counter-Height Assemblies – 35.5" overall height w/base and top – 18" and 24" depths



Model Number	List Price	Case Color w/Laminate	w/Locks
AUD ASY B7C 188435 84" Base; 24" Box/Box/File; 36" Double Door, 1 Adj. Shelf; 24" Box/Box/File; 84" Top Dimensions: 18D x 84W x 35.5H	\$3489	+\$383	+\$238

AUD ASY B7C 248435 84" Base; 24" Box/Box/File; 36" Double Door, 1 Adj. Shelf; 24" Box/Box/File; 84" Top Dimensions: 24D x 84W x 35.5H	\$3876	+\$409	+\$238
--	---------------	---------------	---------------



AUD ASY B7E 188435 84" Base; 30" Box/Double Door, 1 Adj. Shelf; 24" Box/Double Door, 1 Adj. Shelf; 30" Box/Double Door, 1 Adj. Shelf; 84" Top Dimensions: 18D x 84W x 35.5H	\$3331	+\$384	+\$204
--	---------------	---------------	---------------

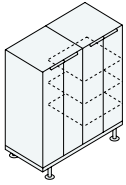
AUD ASY B7E 248435 84" Base; 30" Box/Double Door, 1 Adj. Shelf; 24" Box/Double Door, 1 Adj. Shelf; 30" Box/Double Door, 1 Adj. Shelf; 84" Top Dimensions: 24D x 84W x 35.5H	\$3700	+\$423	+\$204
--	---------------	---------------	---------------

On 35.5"H Assemblies, the top drawer is considered the upper portion of cabinet (upper = area above 28"H w/base).

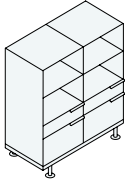
OTHER OPTIONS

NP No Pulls	no upcharge
GML Grommet - Left	+\$39
GMR Grommet - Right	+\$39
GMB Grommets - Left & Right	+\$77
PUL Pop-up Power - Left	+\$335
PUR Pop-up Power - Right	+\$335

48"W Storage Wall – 54" overall height w/base – 18" and 24" depths



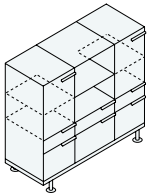
Model Number	List Price	Case Color w/Laminate	w/Locks
AUD ASY C4A 184854 48" Base; 18" Double Door Locker; Coat Hook, 18" Double Door, 3 Adj. Shelves Dimensions: 18D x 48W x 54H	\$2649	+\$416	+\$68
AUD ASY C4A 244854 48" Base; 24" Double Door Locker; Coat Rod, 24" Double Door, 3 Adj. Shelves Dimensions: 24D x 48W x 54H	\$2943	+\$462	+\$68



AUD ASY C4B 184854 48" Base; 18" Box/File, Open Shelves (1 Fixed, 1 Adj.); 18" Box/File, Open Shelves (1 Fixed, 1 Adj.) Dimensions: 18D x 48W x 54H	\$2533	+\$416	+\$136
AUD ASY C4B 244854 48" Base; 24" Box/File, Open Shelves (1 Fixed, 1 Adj.); 24" Box/File, Open Shelves (1 Fixed, 1 Adj.) Dimensions: 24D x 48W x 54H	\$2814	+\$462	+\$136

OTHER OPTIONS
 NP No Pulls **no upcharge**

60"W Storage Wall – 54" overall height w/base – 18" and 24" depths

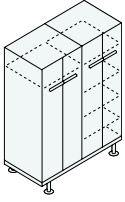


Model Number	List Price	Case Color w/Laminate	w/Locks
AUD ASY C5B 186054 60" Base; 18" Box/File, Single Door Hinged Left, 1 Fixed Shelf, 1 Adj. Shelf; 18" Box/File, Open Shelves, (1 Fixed, 1 Adj.); 18" Box/File, Single Door Hinged Left, 1 Fixed Shelf, 1 Adj. Shelf Dimensions: 18D x 60W x 54H	\$3656	+\$504	+\$272
AUD ASY C5B 246054 60" Base; 18" Box/File, Single Door Hinged Left, 1 Fixed Shelf, 1 Adj. Shelf; 24" Box/File, Open Shelves, (1 Fixed, 1 Adj.); 18" Box/File, Single Door Hinged Left, 1 Fixed Shelf, 1 Adj. Shelf Dimensions: 24D x 60W x 54H	\$4064	+\$557	+\$272

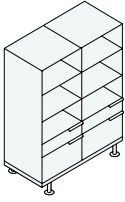
OTHER OPTIONS
 NP No Pulls **no upcharge**

48"W Storage Wall – 62" overall height w/base – 18" and 24" depths

Tables



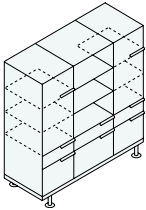
Model Number	List Price	Case Color w/Laminate	w/Locks
AUD ASY D4A 184862 48" Base; 24" Double Door Locker, Fixed Shelf, Coat Hook; 24" Double Door, 3 Adj. Shelves, 1 Fixed Shelf Dimensions: 18D x 48W x 62H	\$2747	+\$410	+\$68
AUD ASY D4A 244862 48" Base; 24" Double Door Locker, Fixed Shelf, Coat Rod; 24" Double Door, 3 Adj. Shelves, 1 Fixed Shelf Dimensions: 24D x 48W x 62H	\$3052	+\$454	+\$68



AUD ASY D4B 184862 48" Base; 24" Box/File, Open Shelves (1 Fixed, 2 Adj.); 24" Box/File, Open Shelves (1 Fixed, 2 Adj.) Dimensions: 18D x 48W x 62H	\$2753	+\$410	+\$136
AUD ASY D4B 244862 48" Base; 24" Box/File, Open Shelves (1 Fixed, 2 Adj.); 24" Box/File, Open Shelves (1 Fixed, 2 Adj.) Dimensions: 24D x 48W x 62H	\$3060	+\$454	+\$136

OTHER OPTIONS
 NP No Pulls **no upcharge**

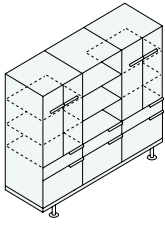
60"W Storage Wall – 62" overall height w/base – 18" and 24" depths



Model Number	List Price	Case Color w/Laminate	w/Locks
AUD ASY D5B 186062 60" Base; 18" Box/File, Single Door Hinged Left, 1 Fixed Shelf, 2 Adj. Shelves; 24" Box/File, Open Shelves (1 Fixed, 2 Adj.); 18" Box/File, Single Door Hinged Left, 1 Fixed Shelf, 2 Adj. Shelves Dimensions: 18D x 62W x 62H	\$3988	+\$535	+\$272
AUD ASY D5B 246062 60" Base; 18" Box/File, Single Door Hinged Left, 1 Fixed Shelf, 2 Adj. Shelves; 24" Box/File, Open Shelves (1 Fixed, 2 Adj.); 18" Box/File, Single Door Hinged Left, 1 Fixed Shelf, 2 Adj. Shelves Dimensions: 24D x 62W x 62H	\$4430	+\$591	+\$272

OTHER OPTIONS
 NP No Pulls **no upcharge**

72"W Storage Wall – 62" overall height w/base – 18" and 24" depths

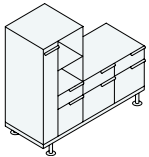


Model Number	List Price	Case Color w/Laminate	w/Locks
AUD ASY D6B 187262 72" Base; 24" Box/File, Double Door, 1 Fixed Shelf, 2 Adj. Shelves; 24" Box/File, Open Shelves (1 Fixed, 2 Adj.); 24" Box/File, Double Door, 1 Fixed Shelf, 2 Adj. Shelves Dimensions: 18D x 72W x 62H	\$4551	+\$615	+\$272
AUD ASY D6B 247262 72" Base; 24" Box/File, Double Door, 1 Fixed Shelf, 2 Adj. Shelves; 24" Box/File, Open Shelves (1 Fixed, 2 Adj.); 24" Box/File, Double Door, 1 Fixed Shelf, 2 Adj. Shelves Dimensions: 24D x 72W x 62H	\$5057	+\$681	+\$272

OTHER OPTIONS

NP No Pulls	no upcharge
--------------------	--------------------

60"W Mixed-Height – 54" overall height w/base – 18" and 24" depths

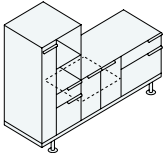


Model Number	List Price	Case Color w/Laminate	w/Locks
AUD ASY E5B 186054 60" Base; 24" Locker Left (9"W), Coat Hook, Box/File, Open Shelves (1 Fixed, 1 Adj.) Right – 54"H; 18" Box/File – 28"H; 18" Box/File – 28"H; 36" Top Dimensions: 18D x 60W x 54H (29H)	\$3078	+\$402	+\$238
AUD ASY E5B 246054 60" Base; 24" Locker Left (9"W), Coat Rod, Box/File, Open Shelves (1 Fixed, 1 Adj.) Right – 54"H; 18" Box/File – 28"H; 18" Box/File – 28"H; 36" Top Dimensions: 24D x 60W x 54H (29H)	\$3419	+\$449	+\$238

OTHER OPTIONS

NP No Pulls	no upcharge
GML Grommet - Left	+\$39
GMR Grommet - Right	+\$39
GMB Grommets - Left & Right	+\$77
PUL Pop-up Power - Left	+\$335
PUR Pop-up Power - Right	+\$335

72"W Mixed-Height – 54" overall height w/base – 18" and 24" depths

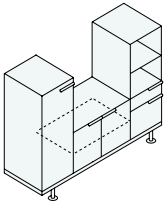


Model Number	List Price	Case Color w/Laminate	w/Locks
AUD ASY E6C 187254 72" Base; 18" Locker Left (9"W); Coat Hook, Box/File, Open Shelves (1 Fixed, 1 Adj.) Right – 54"H; 18" Double Door, 1 Adj. Shelf – 28"H; 18" Box/File – 28"H; 48" Top Dimensions: 18D x 72W x 54H (29H)	\$3155	+\$426	+\$204
AUD ASY E6C 247254 72" Base; 24" Locker Left (9"W); Coat Rod, Box/File, Open Shelves (1 Fixed, 1 Adj.) Right – 54"H; 24" Double Door, 1 Adj. Shelf – 28"H; 24" Box/File – 28"H; 48" Top Dimensions: 24D x 72W x 54H (29H)	\$3507	+\$471	+\$204

OTHER OPTIONS

NP	No Pulls	no upcharge
GML	Grommet - Left	+\$39
GMR	Grommet - Right	+\$39
GMB	Grommets - Left & Right	+\$77
PUL	Pop-up Power - Left	+\$335
PUR	Pop-up Power - Right	+\$335

72"W Mixed-Height – 54" overall height w/base – 18" and 24" depths

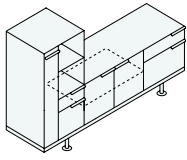


Model Number	List Price	Case Color w/Laminate	w/Locks
AUD ASY E6H 187254 72" Base; 18" Locker Hinged Left, Coat Hook – 54"H; 36" Double Door, 1 Adj. Shelf – 28"H; 18" Box/File, Open Shelves (1 Fixed, 1 Adj.) – 54"H; 36" Top Dimensions: 18D x 72W x 54H (29H)	\$3106	+\$432	+\$136
AUD ASY E6H 247254 72" Base; 18" Locker Hinged Left, Coat Rod – 54"H; 36" Double Door, 1 Adj. Shelf – 28"H; 18" Box/File, Open Shelves (1 Fixed, 1 Adj.) – 54"H; 36" Top Dimensions: 24D x 72W x 54H (29H)	\$3451	+\$477	+\$136

OTHER OPTIONS

NP	No Pulls	no upcharge
GML	Grommet - Left	+\$39
GMR	Grommet - Right	+\$39
GMB	Grommets - Left & Right	+\$77
PUL	Pop-up Power - Left	+\$335
PUR	Pop-up Power - Right	+\$335

84"W Mixed-Height – 54" overall height w/base – 18" and 24" depths

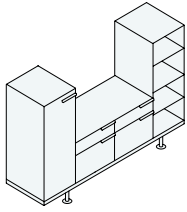


Model Number	List Price	Case Color w/Laminate	w/Locks
AUD ASY E7C 188454 84" Base; 24" Locker Left (9"w), Coat Hook, Box/File, Open Shelves Right (1 Fixed, 1 Adj.) – 54"H; 36" Double Doors, 1 Adj. Shelf – 28"H; 24" Box/File – 28"H; 60" Top Dimensions: 18D x 84W x 54H (29H)	\$3366	+\$453	+\$204
AUD ASY E7C 248454 84" Base; 24" Locker Left (9"w), Coat Rod, Box/File, Open Shelves Right (1 Fixed, 1 Adj.) – 54"H; 36" Double Doors, 1 Adj. Shelf – 28"H; 24" Box/File – 28"H; 60" Top Dimensions: 24D x 84W x 54H (29H)	\$3740	+\$502	+\$204

OTHER OPTIONS

NP	No Pulls	no upcharge
GML	Grommet - Left	+\$39
GMR	Grommet - Right	+\$39
GMB	Grommets - Left & Right	+\$77
PUL	Pop-up Power - Left	+\$335
PUR	Pop-up Power - Right	+\$335

84"W Mixed-Height – 54" overall height w/base – 18" and 24" depths

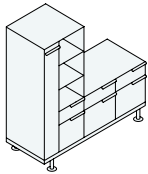


Model Number	List Price	Case Color w/Laminate	w/Locks
AUD ASY E7J 188454 84" Base; 18" Locker, Coat Hook – 54"H; 24" Box/File – 28"H; 24" Box/File – 28"H; 18" Open Shelves (3 Adj. shelves) – 54"H; 48" Top Dimensions: 18D x 84W x 54H (29H)	\$3540	+\$514	+\$170
AUD ASY E7J 248454 84" Base; 18" Locker, Coat Rod – 54"H; 24" Box/File – 28"H; 24" Box/File – 28"H; 18" Open Shelves (3 Adj. shelves) – 54"H; 48" Top Dimensions: 24D x 84W x 54H (29H)	\$3932	+\$566	+\$170

OTHER OPTIONS

NP	No Pulls	no upcharge
GML	Grommet - Left	+\$39
GMR	Grommet - Right	+\$39
GMB	Grommets - Left & Right	+\$77
PUL	Pop-up Power - Left	+\$335
PUR	Pop-up Power - Right	+\$335

60"W Mixed-Height – 62" overall height w/base – 18" and 24" depths

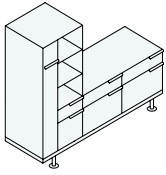


Model Number	List Price	Case Color w/Laminate	w/Locks
AUD ASY F5B 186062 60" Base; 24" Locker Left (9"W), Coat Hook, Box/File, Open Shelves (1 Fixed, 2 Adj.) Right – 62"H; 18" Box/File – 28"H; 18" Box/File – 28"H; 36" Top Dimensions: 18D x 60W x 62H (29)H	\$3177	+\$565	+\$238
AUD ASY F5B 246062 60" Base; 24" Locker Left (9"W), Coat Rod, Box/File, Open Shelves (1 Fixed, 2 Adj.) Right – 62"H; 18" Box/File – 28"H; 18" Box/File – 28"H; 36" Top Dimensions: 24D x 60W x 62H (29H)	\$3531	+\$612	+\$238

OTHER OPTIONS

NP	No Pulls	no upcharge
GML	Grommet - Left	+\$39
GMR	Grommet - Right	+\$39
GMB	Grommets - Left & Right	+\$77
PUL	Pop-up Power - Left	+\$335
PUR	Pop-up Power - Right	+\$335

72"W Mixed-Height – 62" overall height w/base – 18" and 24" depths

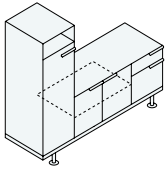


Model Number	List Price	Case Color w/Laminate	w/Locks
AUD ASY F6B 187262 72" Base; 24" Locker Left (9"W), Coat Hook, Box/File, Open Shelves (1 Fixed, 2 Adj.) Right – 62"H; 24" Box/File – 28"H; 24" Box/File – 28"H; 48" Top Dimensions: 24D x 60W x 62H (29H)	\$3389	+\$589	+\$238
AUD ASY F6B 247262 72" Base; 24" Locker Left (9"W), Coat Rod, Box/File, Open Shelves (1 Fixed, 2 Adj.) Right – 62"H; 24" Box/File – 28"H; 24" Box/File – 28"H; 48" Top Dimensions: 24D x 60W x 62H (29H)	\$3766	+\$634	+\$238

OTHER OPTIONS

NP	No Pulls	no upcharge
GML	Grommet - Left	+\$39
GMR	Grommet - Right	+\$39
GMB	Grommets - Left & Right	+\$77
PUL	Pop-up Power - Left	+\$335
PUR	Pop-up Power - Right	+\$335

72"W Mixed-Height – 62" overall height w/base – 18" and 24" depths



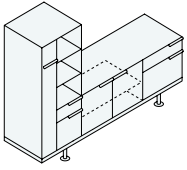
Model Number	List Price	Case Color w/Laminate	w/Locks
AUD ASY F6G 187262 72" Base; 18" Locker, Open Top Shelf – 62"H; 36" Double Door (1 Adj. Shelf) – 28"H; 18" Box/File – 28"H; 54" Top Dimensions: 18D x 72W x 62H (29H)	\$2871	+\$398	+\$136
AUD ASY F6G 247262 72" Base; 18" Locker, Open Top Shelf – 62"H; 36" Double Door (1 Adj. Shelf) – 28"H; 18" Box/File – 28"H; 54" Top Dimensions: 24D x 72W x 62H (29H)	\$3190	+\$442	+\$136

OTHER OPTIONS

NP	No Pulls	no upcharge
GML	Grommet - Left	+\$39
GMR	Grommet - Right	+\$39
GMB	Grommets - Left & Right	+\$77
PUL	Pop-up Power - Left	+\$335
PUR	Pop-up Power - Right	+\$335

84"W Mixed-Height – 62" overall height w/base – 18" and 24" depths

Tables



Model Number	List Price	Case Color w/Laminate	w/Locks
AUD ASY F7C 188462 84" Base; 24" Locker Left (9"W), Coat Hook, Box/File, Open Shelves (1 Fixed, 2 Adj.) Right – 62"H; 36" Double Door, 1Adj. Shelf – 28"H; 24" Box/File – 28"H; 60" Top Dimensions: 18D x 84W x 62H (29H)	\$3464	+\$616	+\$204
AUD ASY F7C 248462 84" Base; 24" Locker Left (9"W), Coat Rod, Box/File, Open Shelves (1 Fixed, 2 Adj.) Right – 62"H; 36" Double Door, 1Adj. Shelf – 28"H; 24" Box/File – 28"H; 60" Top Dimensions: 24D x 84W x 62H (29H)	\$3849	+\$665	+\$204

OTHER OPTIONS

NP	No Pulls	no upcharge
GML	Grommet - Left	+\$39
GMR	Grommet - Right	+\$39
GMB	Grommets - Left & Right	+\$77
PUL	Pop-up Power - Left	+\$335
PUR	Pop-up Power - Right	+\$335

How to Order Audrey Assemblies

1. MODEL NUMBER

See product pages for Model Number.

2. LOCK OPTIONS

- N** No Lock (standard)
- L** Lock - keyed random
- K** Lock - keyed alike
(every cabinet opening gets a lock when selected)

3. CASE COLORS

(Melamine or Laminate)

MELAMINE

- M01** Cloud
- M17** Ivory
- M18** Folkstone
- M19** Platinum
- M20** Earth
- M03** Graphite
- M13** Black
- M14** White Nebula
- M15** Grey Nebula
- M16** Graphite Nebula
- M06** Fusion Maple
- M07** Monticello Maple
- M08** Huntington Maple
- M09** Wild Cherry
- M10** Versailles Anigre
- M11** Empire Mahogany
- M12** Montana Walnut
- M21** Hemlock

LAMINATE

Core Group

- LAS** Black
- LBT** Dover White
- LDM** Pearl
- LB4** Folkstone
- LDQ** Platinum
- LCB** Earth
- LDA** Citadel
- LCD** Graphite

Classic Patterns

- LRC** Pewter Mesh
- LRP** Grey Mesh
- LPD** Platinum Drops
- LWH** White Drops
- LNT** Neutral Twill
- LSR** Sarum Twill

Classic Wood Grains

- LTS** Fusion Maple
- LSV** Monticello Maple
- LS2** Huntington Maple
- LXW** Wild Cherry
- LS4** Versailles Anigre
- LTW** Empire Mahogany
- LVK** Montana Walnut
- LT6** Hemlock

Evolving Woodgrains

- LCC** Smoky Brown Pear
- LZ7** White Ash
- LZ8** Weathered Ash
- LZ9** Natural Ash
- LCH** Cherry Riftwood

Non-Standard Laminates

Call customer service for a quote. Specify manufacturer name and code number. Additional upcharge and extended lead times may apply.

4. LOWER FRONT COLORS (area below 28"H w/base)

(Laminate only)

LAMINATE

Core Group

- LAS** Black
- LBT** Dover White
- LDM** Pearl
- LB4** Folkstone
- LDQ** Platinum
- LCB** Earth
- LDA** Citadel
- LCD** Graphite

Classic Patterns

- LRC** Pewter Mesh
- LRP** Grey Mesh
- LPD** Platinum Drops
- LWH** White Drops
- LNT** Neutral Twill
- LSR** Sarum Twill

Classic Woodgrains*

- LTS** Fusion Maple
- LSV** Monticello Maple
- LS2** Huntington Maple
- LXW** Wild Cherry
- LS4** Versailles Anigre
- LTW** Empire Mahogany
- LVK** Montana Walnut
- LT6** Hemlock

Evolving Woodgrains*

- LCC** Smoky Brown Pear
- LZ7** White Ash
- LZ8** Weathered Ash
- LZ9** Natural Ash
- LCH** Cherry Riftwood

Non-Standard Laminates

Call customer service for a quote. Specify manufacturer name and code number. Additional upcharge and extended lead times may apply.

5. UPPER FRONT COLORS (area above 28"H w/base)

See laminates in step 4.

6. LOCKER DOOR COLORS

See laminates in step 4.

7. TOP COLORS

Available in laminate. See laminates in step 4.

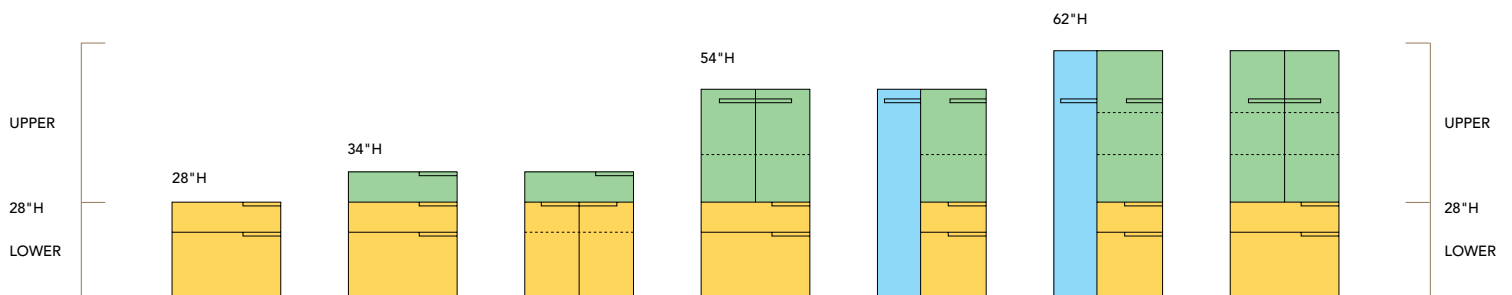
8. OTHER OPTIONS

- NP** No pull (select for field installed customer's own pulls)
- GMN** No Grommets
- GML** Grommet - Left
- GMR** Grommet - Right
- GMB** Grommets - Left & Right
- PUL** Pop-up Power - Left
- PUR** Pop-up Power - Right

*Audrey woodgrain laminates have a vertical grain.

Example:

1. MODEL/NUMBER	2. LOCK OPTION	3. CASE COLOR	4. LOWER FRONT COLOR
AUD ASY F6B 247262	K	M01	LCB
5. UPPER FRONT COLOR	6. LOCKER DOOR COLOR	7. TOP COLOR	8. OTHER OPTIONS
NONE	LCB	LCB	PUL





Audrey Storage: 18x96x62 Combine It and 18x72x62 Close It, side-by-side;
Table: Audrey 36x72; Seating: Anthro KB by Harter with Knoll Felt Apple seat
and White knit back; The clutter: All hiding behind the Audrey doors.

AUDREY CABINETS – DESK-HEIGHT & COUNTER-HEIGHT

Illustrations reflect 24" Deep Cabinets.

- List price for cabinets includes melamine case with laminate fronts.
- Lower front refers to area below 28"H w/base.
- Upper front refers to area above 28"H w/base.
- Case interior and shelves same as selected case color/material.
- Standard product is non-locking with pulls.
- Wood grain laminates are not available on storage cases.

18"W Desk-Height Cabinets – 28" overall height w/base – 18" and 24" depths

Store It	Model Number	List Price	Case Color Laminate	w/Locks
	AUD CAB 2DR 181828 Box/File Dimensions: 18D x 18W x 21H	\$630	+\$97	+\$68
	AUD CAB 2DR 241828 Box/File Dimensions: 24D x 18W x 21H	\$700	+\$109	+\$68
	AUD CAB 3DR 181828 Box/Box/Box Dimensions: 18D x 18W x 21H	\$630	+\$97	+\$68
	AUD CAB 3DR 241828 Box/Box/Box Dimensions: 24D x 18W x 21H	\$700	+\$109	+\$102
		OTHER OPTIONS		
		NP	No Pulls	no upcharge

Close It	Model Number	List Price Laminate	Case Color Laminate	w/Locks
	AUD CAB SDS 181828 Single Door Hinged Left, 1 Adj. Shelf Dimensions: 18D x 18W x 21H	\$509	+\$97	+\$34
	AUD CAB SDS 241828 Single Door Hinged Left, 1 Adj. Shelf Dimensions: 24D x 18W x 21H	\$566	+\$109	+\$34
		OTHER OPTIONS		
		NP	No Pulls	no upcharge


AUDREY CABINETS – DESK-HEIGHT & COUNTER-HEIGHT

Illustrations reflect 24" Deep Cabinets.

24"W Desk-Height Cabinets – 28" overall height w/base – 18" and 24" depths

Tables

Store It	Model Number	List Price	Case Color Laminate	w/Locks
	AUD CAB 2DR 182428 Box/File Dimensions: 18D x 24W x 21H	\$706	+\$109	+\$68
	AUD CAB 2DR 242428 Box/File Dimensions: 24D x 24W x 21H	\$784	+\$120	+\$68
	AUD CAB 3DR 182428 Box/Box/Box Dimensions: 18D x 24W x 21H	\$706	+\$109	+\$102
	AUD CAB 3DR 242428 Box/Box/Box Dimensions: 24D x 24W x 21H	\$784	+\$120	+\$102
		OTHER OPTIONS		
		NP No Pulls	no upcharge	


Close It	Model Number	List Price	Case Color Laminate	w/Locks
	AUD CAB DDS 182428 Double Door, 1 Adj. Shelf Dimensions: 18D x 24W x 21H	\$570	+\$109	+\$34
	AUD CAB DDS 242428 Double Door, 1 Adj. Shelf Dimensions: 24D x 24W x 21H	\$633	+\$120	+\$34
		OTHER OPTIONS		
		NP No Pulls	no upcharge	


AUDREY CABINETS – DESK-HEIGHT & COUNTER-HEIGHT

Illustrations reflect 24" Deep Cabinets.

Tables

30"W Desk-Height Cabinets – 28" overall height w/base – 18" and 24" depths

Frame It	Model Number	List Price	Case Color Laminate
	AUD CAB OPS 183028 1 Adj. Shelf Dimensions: 18D x 30W x 21H	\$485	+\$120
	AUD CAB OPS 243028 1 Adj. Shelf Dimensions: 24D x 30W x 21H	\$540	+\$135

Store It	Model Number	List Price	Case Color Laminate	w/Locks
	AUD CAB 3DR 183028 Box/Box/Box Dimensions: 18D x 30W x 21H	\$790	+\$120	+\$102
	AUD CAB 3DR 243028 Box/Box/Box Dimensions: 24D x 30W x 21H	\$878	+\$136	+\$102


OTHER OPTIONS
NP No Pulls **no upcharge**

Close It	Model Number	List Price	Case Color Laminate	w/Locks
	AUD CAB DDS 183028 Double Door, 1 Adj. Shelf Dimensions: 18D x 30W x 21H	\$637	+\$120	+\$34
	AUD CAB DDS 243028 Double Door, 1 Adj. Shelf Dimensions: 24D x 30W x 21H	\$708	+\$136	+\$34

OTHER OPTIONS
NP No Pulls **no upcharge**

36"W Desk-Height Cabinets – 28" overall height w/base – 18" and 24" depths

Frame It	Model Number	List Price	Case Color Laminate
	AUD CAB OPS 183628 1 Adj. Shelf Dimensions: 18D x 36W x 21H	\$543	+\$136
	AUD CAB OPS 243628 1 Adj. Shelf Dimensions: 24D x 36W x 21H	\$603	+\$151

Close It	Model Number	List Price	Case Color Laminate	w/Locks
	AUD CAB DDS 183628 Double Door, 1 Adj. Shelf Dimensions: 18D x 36W x 21H	\$714	+\$136	+\$34
	AUD CAB DDS 243628 Double Door, 1 Adj. Shelf Dimensions: 24D x 36W x 21H	\$794	+\$151	+\$34


OTHER OPTIONS
NP No Pulls **no upcharge**


AUDREY CABINETS – DESK-HEIGHT & COUNTER-HEIGHT


Illustrations reflect 24" Deep Cabinets.

18"W Counter-Height Cabinets – 34.5" overall height w/base – 18" and 24" depths

Tables

Store It	Model Number	List Price	Case Color Laminate	w/Locks
	AUD CAB 3DR 181834 Box/Box/File Dimensions: 18D x 18W x 27.5H	\$860	+\$105	+\$102
	AUD CAB 3DR 241834 Box/Box/File Dimensions: 24D x 18W x 27.5H	\$957	+\$117	+\$102
	AUD CAB 4DR 181834 Box/Box/Box/Box Dimensions: 18D x 18W x 27.5H	\$860	+\$105	+\$136
	AUD CAB 4DR 241834 Box/Box/Box/Box Dimensions: 24D x 18W x 27.5H	\$957	+\$117	+\$136
On 34" Store It and Combine It, the top drawer is considered upper portion of cabinet (Upper front color).		OTHER OPTIONS NP No Pulls no upcharge		

Close It	Model Number	List Price	Case Color Laminate	w/Locks
	AUD CAB SDS 181834 Single Door Hinged Left, 1 Adj. Shelf Dimensions: 18D x 18W x 27.5H	\$549	+\$105	+\$34
	AUD CAB SDS 241834 Single Door Hinged Left, 1 Adj. Shelf Dimensions: 24D x 18W x 27.5H	\$611	+\$117	+\$34
		OTHER OPTIONS NP No Pulls no upcharge		



Combine It	Model Number	List Price	Case Color Laminate	w/Locks
	AUD CAB 1SD 181834 Box/Single Door Hinged Left, 1 Adj. Shelf Dimensions: 18D x 18W x 27.5H	\$642	+\$105	+\$68
	AUD CAB 1SD 241834 Box/Single Door Hinged Left, 1 Adj. Shelf Dimensions: 24D x 18W x 27.5H	\$714	+\$117	+\$68
On 34" Store It and Combine It, the top drawer is considered upper portion of cabinet (Upper front color).		OTHER OPTIONS NP No Pulls no upcharge		

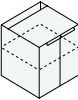
AUDREY CABINETS – DESK-HEIGHT & COUNTER-HEIGHT

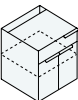
Illustrations reflect 24" Deep Cabinets.

Tables

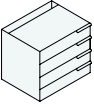
24"W Counter-Height Cabinets – 34.5" overall height w/base – 18" and 24" depths

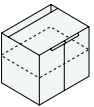
Store It	Model Number	List Price	Case Color Laminate	w/Locks
	AUD CAB 3DR 182434 Box/Box/File Dimensions: 18D x 24W x 27.5H	\$964	+\$118	+\$102
	AUD CAB 3DR 242434 Box/Box/File Dimensions: 24D x 24W x 27.5H	\$1072	+\$131	+\$102
	AUD CAB 4DR 182434 Box/Box/Box/Box Dimensions: 18D x 24W x 27.5H	\$964	+\$118	+\$136
	AUD CAB 4DR 242434 Box/Box/Box/Box Dimensions: 24D x 24W x 27.5H	\$1072	+\$131	+\$136
On 34" Store It and Combine It, the top drawer is considered upper portion of cabinet (Upper front color).		OTHER OPTIONS NP No Pulls no upcharge		

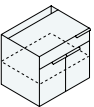
Close It	Model Number	List Price	Case Color Laminate	w/Locks
	AUD CAB DDS 182434 Double Door, 1 Adj. Shelf Dimensions: 18D x 24W x 27.5H	\$616	+\$118	+\$34
	AUD CAB DDS 242434 Double Door, 1 Adj. Shelf Dimensions: 24D x 24W x 27.5H	\$684	+\$131	+\$34
		OTHER OPTIONS NP No Pulls no upcharge		

Combine It	Model Number	List Price	Case Color Laminate	w/Locks
	AUD CAB 1DD 182434 Box/Double Door, 1 Adj. Shelf Dimensions: 18D x 24W x 27.5H	\$798	+\$118	+\$68
	AUD CAB 1DD 242434 Box/Double Door, 1 Adj. Shelf Dimensions: 24D x 24W x 27.5H	\$886	+\$131	+\$68
On 34" Store It and Combine It, the top drawer is considered upper portion of cabinet (Upper front color).		OTHER OPTIONS NP No Pulls no upcharge		

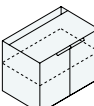
30"W Counter-Height Cabinets – 34.5" overall height w/base – 18" and 24" depths

Store It	Model Number	List Price	Case Color Laminate	w/Locks
	AUD CAB 4DR 183034 Box/Box/Box/Box Dimensions: 18D x 30W x 27.5H	\$1079	+\$133	+\$136
	AUD CAB 4DR 243034 Box/Box/Box/Box Dimensions: 24D x 30W x 27.5H	\$1198	+\$146	+\$136
On 34" Store It and Combine It, the top drawer is considered upper portion of cabinet (Upper front color).		OTHER OPTIONS NP No Pulls no upcharge		

Close It	Model Number	List Price	Case Color Laminate	w/Locks
	AUD CAB DDS 183034 Double Door, 1 Adj. Shelf Dimensions: 18D x 30W x 27.5H	\$690	+\$133	+\$34
	AUD CAB DDS 243034 Double Door, 1 Adj. Shelf Dimensions: 24D x 30W x 27.5H	\$768	+\$146	+\$34
		OTHER OPTIONS NP No Pulls no upcharge		

Combine It	Model Number	List Price	Case Color Laminate	w/Locks
	AUD CAB 1DD 183034 Box/Double Door, 1 Adj. Shelf Dimensions: 18D x 30W x 27.5H	\$872	+\$133	+\$68
	AUD CAB 1DD 243034 Box/Double Door, 1 Adj. Shelf Dimensions: 24D x 30W x 27.5H	\$968	+\$146	+\$68
On 34" Store It and Combine It, the top drawer is considered upper portion of cabinet (Upper front color).		OTHER OPTIONS NP No Pulls no upcharge		

36"W Counter-Height Cabinets – 34.5" overall height w/base – 18" and 24" depths

Close It	Model Number	List Price	Case Color Laminate	w/Locks
	AUD CAB DDS 183634 Double Door, 1 Adj. Shelf Dimensions: 18D x 36W x 27.5H	\$772	+\$147	+\$34
	AUD CAB DDS 243634 Double Door, 1 Adj. Shelf Dimensions: 24D x 36W x 27.5H	\$858	+\$162	+\$34
		OTHER OPTIONS NP No Pulls no upcharge		

How to Order Audrey Desk-Height & Counter-Height Cabinets

1. MODEL NUMBER

See product pages for Model Number.

2. LOCK OPTIONS

- N** No Lock (standard)
- L** Lock - keyed random
- K** Lock - keyed alike
(every cabinet opening gets a lock when selected)

3. CASE COLORS

(Melamine or Laminate)

MELAMINE

- M01** Cloud
- M17** Ivory
- M18** Folkstone
- M19** Platinum
- M20** Earth
- M03** Graphite
- M13** Black
- M14** White Nebula
- M15** Grey Nebula
- M16** Graphite Nebula
- M06** Fusion Maple
- M07** Monticello Maple
- M08** Huntington Maple
- M09** Wild Cherry
- M10** Versailles Anigre
- M11** Empire Mahogany
- M12** Montana Walnut
- M21** Hemlock

LAMINATE

- Core Group
- LAS** Black
- LBT** Dover White
- LDM** Pearl
- LB4** Folkstone
- LDQ** Platinum
- LCB** Earth
- LDA** Citadel
- LCD** Graphite

Classic Patterns

- LRC** Pewter Mesh
- LRP** Grey Mesh
- LPD** Platinum Drops
- LWH** White Drops
- LNT** Neutral Twill
- LSR** Sarum Twill

Classic Woodgrains

- LTS** Fusion Maple
- LSV** Monticello Maple
- LS2** Huntington Maple
- LXW** Wild Cherry
- LS4** Versailles Anigre
- LTW** Empire Mahogany
- LVK** Montana Walnut
- LT6** Hemlock

Evolving Woodgrains

- LCC** Smoky Brown Pear
- LZ7** White Ash
- LZ8** Weathered Ash
- LZ9** Natural Ash
- LCH** Cherry Riftwood

Non-Standard Laminates

Call customer service for a quote. Specify manufacturer name and code number. Additional upcharge and extended lead times may apply.

4. LOWER FRONT COLORS (area below 28"H w/base) (Laminate only)

LAMINATE

- Core Group
- LAS** Black
- LBT** Dover White
- LDM** Pearl
- LB4** Folkstone
- LDQ** Platinum
- LCB** Earth
- LDA** Citadel
- LCD** Graphite

Classic Patterns

- LRC** Pewter Mesh
- LRP** Grey Mesh
- LPD** Platinum Drops
- LWH** White Drops
- LNT** Neutral Twill
- LSR** Sarum Twill

Classic Woodgrains*

- LTS** Fusion Maple
- LSV** Monticello Maple
- LS2** Huntington Maple
- LXW** Wild Cherry
- LS4** Versailles Anigre
- LTW** Empire Mahogany
- LVK** Montana Walnut
- LT6** Hemlock

Evolving Woodgrains*

- LCC** Smoky Brown Pear
- LZ7** White Ash
- LZ8** Weathered Ash
- LZ9** Natural Ash
- LCH** Cherry Riftwood

Non-Standard Laminates

Call customer service for a quote. Specify manufacturer name and code number. Additional upcharge and extended lead times may apply.

5. UPPER FRONT COLORS (area above 28"H w/base) See laminates in step 4.


6. OTHER OPTIONS

- NP** No pull
(select for field installing customer's own pull)

*Audrey woodgrain laminates have a vertical grain.

Example:

- | | | | | | |
|--------------------|----------------|---------------|----------------------|----------------------|------------------|
| 1. MODEL NUMBER | 2. LOCK OPTION | 3. CASE COLOR | 4. LOWER FRONT COLOR | 5. UPPER FRONT COLOR | 6. OTHER OPTIONS |
| AUD CAB 3DR 241834 | K | M01 | LTS | LDM | NP |



AUDREY CABINETS – TALL

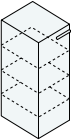
Illustrations reflect 24" Deep Cabinets.

- List price for cabinets includes melamine case with laminate fronts.
- Lower front refers to area below 28"H w/base.
- Upper front refers to area above 28"H w/base.
- Case interior and shelves same as selected case color/material.
- Standard product is non-locking with pulls.
- List price on glass doors includes clear glass.

Tables

18"W Tall Cabinets – 54" overall height w/base – 18" and 24" depths

Frame It	Model Number	List Price	Case Color Laminate
	AUD CAB OPS 181854 3 Open Adj. Shelves Dimensions: 18D x 18W x 47H	\$655	+\$148
	AUD CAB OPS 241854 3 Open Adj. Shelves Dimensions: 24D x 18W x 47H	\$727	+\$163

Close It	Model Number	List Price	Case Color Laminate	Glass Doors Frosted	w/Locks
	AUD CAB SDS 181854 Single Door Hinged Left, 3 Adj. Shelves Dimensions: 18D x 18W x 47H	\$897	+\$148	n/a	+\$33
	AUD CAB SDS 241854 Single Door Hinged Left, 3 Adj. Shelves Dimensions: 24D x 18W x 47H	\$996	+\$163	n/a	+\$34

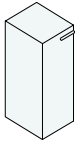
OTHER OPTIONS

NP No Pulls **no upcharge**

AUDREY CABINETS – TALL

Illustrations reflect 24" Deep Cabinets.

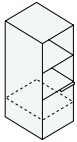
Close It



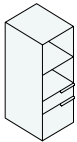
Model Number	List Price	Case Color	Glass Doors	w/Locks
AUD CAB SDL 181854 Single Door Locker Hinged Left, Coat Hook Dimensions: 18D x 18W x 47H	\$776	+\$148 Laminate	n/a Frosted	+\$34
AUD CAB SDL 241854 Single Door Locker Hinged Left, Coat Rod Dimensions: 24D x 18W x 47H	\$862	+\$163 Laminate	n/a Frosted	+\$34

OTHER OPTIONS
NP No Pulls **no upcharge**

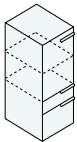
Combine It



Model Number	List Price	Case Color	w/Locks
AUD CAB OSD 181854 Single Door Hinged Left, 1 Adj. Shelf, 1 Open Fixed Shelf, 1 Open Adj. Shelf Dimensions: 18D x 18W x 47H	\$776	+\$148 Laminate	+\$34
AUD CAB OSD 241854 Single Door Hinged Left, 1 Adj. Shelf, 1 Open Fixed Shelf, 1 Open Adj. Shelf Dimensions: 24D x 18W x 47H	\$862	+\$163 Laminate	+\$34



AUD CAB OP2 181854 Box/File, 1 Open Fixed Shelf, 1 Open Adj. Shelf Dimensions: 18D x 18W x 47H	\$982	+\$148 Laminate	+\$68
AUD CAB OP2 241854 Box/File, 1 Open Fixed Shelf, 1 Open Adj. Shelf Dimensions: 24D x 18W x 47H	\$1092	+\$163 Laminate	+\$68

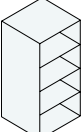


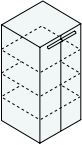
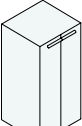
AUD CAB SD2 181854 Box/File, Single Door Hinged Left, 1 Fixed Shelf, 1 Adj. Shelf Dimensions: 18D x 18W x 47H	\$1104	+\$148 Laminate	+\$102
AUD CAB SD2 241854 Box/File, Single Door Hinged Left, 1 Fixed Shelf, 1 Adj. Shelf Dimensions: 24D x 18W x 47H	\$1226	+\$163 Laminate	+\$102

OTHER OPTIONS
NP No Pulls **no upcharge**

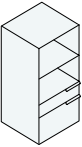
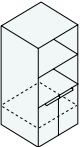
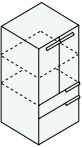
24"W Tall Cabinets – 54" overall height w/base – 18" and 24" depths

Tables

Frame It	Model Number	List Price	Case Color Laminate
	AUD CAB OPS 182454 3 Open Adj. Shelves Dimensions: 18D x 24W x 47H	\$733	+\$208
	AUD CAB OPS 242454 3 Open Adj. Shelves Dimensions: 24D x 24W x 47H	\$815	+\$231

Close It	Model Number	List Price	Case Color Laminate	w/Locks
	AUD CAB DDS 182454 Double Door, 3 Adj. Shelves Dimensions: 18D x 24W x 47H	\$1218	+\$208	+\$34
	AUD CAB DDS 242454 Double Door, 3 Adj. Shelves Dimensions: 24D x 24W x 47H	\$1352	+\$231	+\$34
	AUD CAB DDL 182454 Double Door, Locker, Coat Hook Dimensions: 18D x 24W x 47H	\$1097	+\$208	+\$34
	AUD CAB DDL 242454 Double Door, Locker, Coat Rod Dimensions: 24D x 24W x 47H	\$1219	+\$231	+\$34

OTHER OPTIONS
 NP No Pulls **no upcharge**

Combine It	Model Number	List Price	Case Color Laminate	w/Locks
	AUD CAB OP2 182454 Box/File, 1 Fixed Shelf, 1 Adj. Shelf Dimensions: 18D x 24W x 47H	\$1099	+\$208	+\$68
	AUD CAB OP2 242454 Box/File, 1 Fixed Shelf, 1 Adj. Shelf Dimensions: 24D x 24W x 47H	\$1223	+\$231	+\$68
	AUD CAB ODD 182454 Double Door, 1 Adj. Shelf, 1 Open Fixed Shelf, 1 Open Adj. Shelf Dimensions: 18D x 24W x 47H	\$869	+\$208	+\$34
	AUD CAB ODD 242454 Double Door, 1 Adj. Shelf, 1 Open Fixed Shelf, 1 Open Adj. Shelf Dimensions: 24D x 24W x 47H	\$965	+\$231	+\$34
	AUD CAB DD2 182454 Box/File, Double Door, 1 Fixed Shelf, 1 Adj. Shelf Dimensions: 18D x 24W x 47H	\$1342	+\$208	+\$102
	AUD CAB DD2 242454 Box/File, Double Door, 1 Fixed Shelf, 1 Adj. Shelf Dimensions: 24D x 24W x 47H	\$1493	+\$231	+\$102

OTHER OPTIONS
 NP No Pulls **no upcharge**

AUDREY CABINETS – TALL

Illustrations reflect 24" Deep Cabinets.

Tables

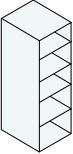
Combine It	Model Number	List Price	Case Color Laminate	w/Locks
	AUD CAB LOP 182454 9"w Locker Left, Coat Hook; 3 Open Adj. Shelves, Right Dimensions: 18D x 24W x 47H	\$975	+\$208	+\$34
	AUD CAB LOP 242454 9"w Locker Left, Coat Rod; 3 Open Adj. Shelves, Right Dimensions: 24D x 24W x 47H	\$1083	+\$231	+\$34
	AUD CAB OPL 182454 3 Open Adj. Shelves, Left; 9"w Locker Right; Coat Hook Dimensions: 18D x 24W x 47H	\$975	+\$208	+\$34
	AUD CAB OPL 242454 3 Open Adj. Shelves, Left; 9"w Locker Right; Coat Rod Dimensions: 24D x 24W x 47H	\$1083	+\$231	+\$34
OTHER OPTIONS				
NP No Pulls no upcharge				

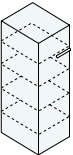
Combine It	Model Number	List Price	Case Color Laminate	w/Locks
	AUD CAB LO2 182454 9"w Locker Left, Coat Hook; Box/File, 1 Open Fixed Shelf, 1 Open Adj. Shelf, Right Dimensions: 18D x 24W x 47H	\$1222	+\$208	+\$102
	AUD CAB LO2 242454 9"w Locker Left, Coat Rod; Box/File, 1 Open Fixed Shelf, 1 Open Adj. Shelf, Right Dimensions: 24D x 24W x 47H	\$1357	+\$231	+\$102
	AUD CAB O2L 182454 Box/File, 1 Open Fixed Shelf, 1 Open Adj. Shelf, Left; 9"w Locker Right; Coat Hook Dimensions: 18D x 24W x 47H	\$1222	+\$208	+\$102
	AUD CAB O2L 242454 Box/File, 1 Open Fixed Shelf, 1 Open Adj. Shelf, Left; 9"w Locker Right; Coat Rod Dimensions: 24D x 24W x 47H	\$1357	+\$231	+\$102
OTHER OPTIONS				
NP No Pulls no upcharge				

Combine It	Model Number	List Price	Case Color Laminate	Glass Doors Frosted	w/Locks
	AUD CAB LS2 182454 9"w Locker Left, Coat Hook; Box/File, Single Door Hinged Left, 1 Fixed Shelf, 1 Adj. Shelf, Right Dimensions: 18D x 24W x 47H	\$1342	+\$208	+\$62	+\$136
	AUD CAB LS2 242454 9"w Locker Left, Coat Rod; Box/File, Single Door Hinged Left, 1 Fixed Shelf, 1 Adj. Shelf, Right Dimensions: 24D x 24W x 47H	\$1493	+\$231	+\$62	+\$136
	AUD CAB S2L 182454 Box/File, Single Door Hinged Left, 1 Fixed Shelf, 1 Adj. Shelf, Left; 9"w Locker Right; Coat Hook Dimensions: 18D x 24W x 47H	\$1342	+\$208	+\$62	+\$136
	AUD CAB S2L 242454 Box/File, Single Door Hinged Left, 1 Fixed Shelf, 1 Adj. Shelf, Left; 9"w Locker Right; Coat Rod Dimensions: 24D x 24W x 47H	\$1493	+\$231	+\$62	+\$136
OTHER OPTIONS					
NP No Pulls no upcharge					

18"W Tall Cabinets – 62" overall height w/base – 18" and 24" depths

Tables

Frame It	Model Number	List Price	Case Color Laminate
	AUD CAB OPS 181862 3 Open Adj. Shelves, 1 Open Fixed Shelf Dimensions: 18D x 18W x 55H	\$719	+\$165
	AUD CAB OPS 241862 3 Open Adj. Shelves, 1 Open Fixed Shelf Dimensions: 24D x 18W x 55H	\$801	+\$182

Close It	Model Number	List Price	Case Color Laminate	Glass Doors Frosted	w/Locks
	AUD CAB SDS 181862 Single Door Hinged Left; 3 Adj. Shelves, 1 Fixed Shelf Dimensions: 18D x 18W x 55H	\$987	+\$165	n/a	+\$33
	AUD CAB SDS 241862 Single Door Hinged Left; 3 Adj. Shelves, 1 Fixed Shelf Dimensions: 24D x 18W x 55H	\$1097	+\$182	n/a	+\$34

OTHER OPTIONS
NP No Pulls **no upcharge**

Close It	Model Number	List Price	Case Color Laminate	Glass Doors Frosted	w/Locks
	AUD CAB SDL 181862 Single Door Locker Hinged Left; Coat Hook, 1 Fixed Shelf Dimensions: 18D x 18W x 55H	\$866	+\$165	n/a	+\$34
	AUD CAB SDL 241862 Single Door Locker Hinged Left; Coat Rod, 1 Fixed Shelf Dimensions: 24D x 18W x 55H	\$961	+\$182	n/a	+\$34

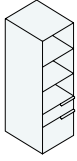
OTHER OPTIONS
NP No Pulls **no upcharge**

AUDREY CABINETS – TALL

Illustrations reflect 24" Deep Cabinets.

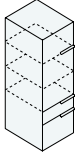
Tables

Combine It



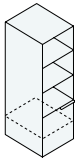
Model Number	List Price	Case Color Laminate	w/Locks
AUD CAB OP2 181862 Box/File, 1 Fixed Open Shelf, 2 Adj. Open Shelves Dimensions: 18D x 18W x 55H	\$1080	+\$165	+\$68

AUD CAB OP2 241862 Box/File, 1 Fixed Open Shelf, 2 Adj. Open Shelves Dimensions: 24D x 18W x 55H	\$1199	+\$182	+\$68
---	---------------	---------------	--------------



AUD CAB SD2 181862 Box/File, Single Door Hinged Left, 1 Fixed Shelf, 2 Adj. Shelves Dimensions: 18D x 18W x 55H	\$1214	+\$165	+\$102
--	---------------	---------------	---------------

AUD CAB SD2 241862 Box/File, Single Door Hinged Left, 1 Fixed Shelf, 2 Adj. Shelves Dimensions: 24D x 18W x 55H	\$1348	+\$182	+\$102
--	---------------	---------------	---------------



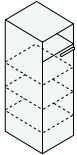
AUD CAB OSD 181862 Single Door Hinged Left, 1 Adj. Shelf, 1 Open Fixed Shelf, 2 Open Adj. Shelves Dimensions: 18D x 18W x 55H	\$853	+\$165	+\$34
---	--------------	---------------	--------------

AUD CAB OSD 241862 Single Door Hinged Left, 1 Adj. Shelf, 1 Open Fixed Shelf, 2 Open Adj. Shelves Dimensions: 24D x 18W x 55H	\$948	+\$182	+\$34
---	--------------	---------------	--------------

OTHER OPTIONS

NP No Pulls **no upcharge**

Combine It



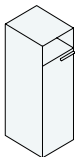
Model Number	List Price	Case Color Laminate	w/Locks
AUD CAB OSS 181862 Single Door Hinged Left, Open Shelf Top, 3 Adj. Shelves Dimensions: 18D x 18W x 55H	\$987	+\$165	+\$34

AUD CAB OSS 241862 Single Door Hinged Left, Open Shelf Top, 3 Adj. Shelves Dimensions: 24D x 18W x 55H	\$1097	+\$182	+\$34
--	---------------	---------------	--------------

OTHER OPTIONS

NP No Pulls **no upcharge**

Combine It



Model Number	List Price	Case Color Laminate	w/Locks
AUD CAB OSL 181862 Single Door Locker Hinged Left, Open Shelf Top, Coat Hook Dimensions: 18D x 18W x 55H	\$853	+\$165	+\$34

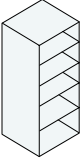
AUD CAB OSL 241862 Single Door Locker Hinged Left, Open Shelf Top, Coat Rod Dimensions: 24D x 18W x 55H	\$948	+\$182	+\$34
---	--------------	---------------	--------------

OTHER OPTIONS

NP No Pulls **no upcharge**

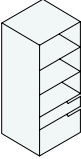
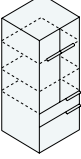
24"W Tall Cabinets – 62" overall height w/base – 18" and 24" depths

Tables

Frame It	Model Number	List Price	Case Color Laminate
	AUD CAB OPS 182462 3 Open Adj. Shelves, 1 Open Fixed Shelf Dimensions: 18D x 24W x 55H	\$807	+\$205
	AUD CAB OPS 242462 3 Open Adj. Shelves, 1 Open Fixed Shelf Dimensions: 24D x 24W x 55H	\$897	+\$227

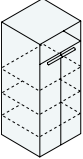
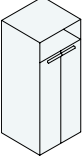
Close It	Model Number	List Price	Case Color Laminate
	AUD CAB DDS 182462 Double Door, 3 Adj. Shelves, 1 Fixed Shelf Dimensions: 18D x 24W x 55H	\$1342	+\$205
	AUD CAB DDS 242462 Double Door, 3 Adj. Shelves, 1 Fixed Shelf Dimensions: 24D x 24W x 55H	\$1491	+\$227
	AUD CAB DDL 182462 Double Door Locker, 1 Fixed Shelf, Coat Hook Dimensions: 18D x 24W x 55H	\$1074	+\$205
	AUD CAB DDL 242462 Double Door Locker, 1 Fixed Shelf, Coat Rod Dimensions: 24D x 24W x 55H	\$1193	+\$227

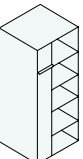
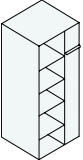
OTHER OPTIONS
NP No Pulls **no upcharge**

Combine It	Model Number	List Price	Case Color Laminate	w/Locks
	AUD CAB OP2 182462 Box/File, 1 Open Fixed Shelf, 2 Open Adj. Shelves Dimensions: 18D x 24W x 55H	\$1209	+\$205	+\$68
	AUD CAB OP2 242462 Box/File, 1 Open Fixed Shelf, 2 Open Adj. Shelves Dimensions: 24D x 24W x 55H	\$1344	+\$227	+\$68
	AUD CAB DD2 182462 Box/File, Double Door, 1 Fixed Shelf, 2 Adj. Shelves Dimensions: 18D x 24W x 55H	\$1475	+\$205	+\$102
	AUD CAB DD2 242462 Box/File, Double Door, 1 Fixed Shelf, 2 Adj. Shelves Dimensions: 24D x 24W x 55H	\$1640	+\$227	+\$102
	AUD CAB ODD 182462 Double Door, 1 Adj. Shelf, 1 Open Fixed Shelf, 2 Open Adj. Shelves Dimensions: 18D x 24W x 55H	\$957	+205	+\$34
	AUD CAB ODD 242462 Double Door, 1 Adj. Shelf, 1 Open Fixed Shelf, 2 Open Adj. Shelves Dimensions: 24D x 24W x 55H	\$1064	+\$227	+\$34

OTHER OPTIONS
NP No Pulls **no upcharge**

24"W Tall Cabinets – 62" overall height w/base – 18" and 24" depths

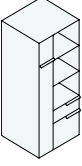
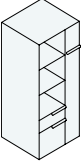
Combine It	Model Number	List Price	Case Color Laminate	w/Locks
	AUD CAB ODS 182462 Double Door, Open Shelf Top, 3 Adj. Shelves Dimensions: 18D x 24W x 55H	\$1196	+\$205	+\$34
	AUD CAB ODS 242462 Double Door, Open Shelf Top, 3 Adj. Shelves Dimensions: 24D x 24W x 55H	\$1329	+\$227	+\$34
	AUD CAB ODL 182462 Double Door Locker, Open Shelf Top, Coat Hook Dimensions: 18D x 24W x 55H	\$1074	+\$205	+\$34
	AUD CAB ODL 242462 Double Door Locker, Open Shelf Top, Coat Rod Dimensions: 24D x 24W x 55H	\$1193	+\$227	+\$34
OTHER OPTIONS NP No Pulls no upcharge				

Combine It	Model Number	List Price	Case Color Laminate	w/Locks
	AUD CAB LOP 182462 9"w Locker Left, Coat Hook; 3 Open Adj. Shelves Right; 1 Open Fixed Shelf Dimensions: 18D x 24W x 55H	\$1074	+\$205	+\$34
	AUD CAB LOP 242462 9"w Locker Left, Coat Rod; 3 Open Adj. Shelves Right; 1 Open Fixed Shelf Dimensions: 24D x 24W x 55H	\$1193	+\$227	+\$34
	AUD CAB OPL 182462 3 Open Adj. Shelves, 1 Open Fixed Shelf, Left; 9"w Locker Right, Coat Hook Dimensions: 18D x 24W x 55H	\$1074	+\$205	+\$34
	AUD CAB OPL 242462 3 Open Adj. Shelves, 1 Open Fixed Shelf, Left; 9"w Locker Right, Coat Rod Dimensions: 24D x 24W x 55H	\$1193	+\$227	+\$34
OTHER OPTIONS NP No Pulls no upcharge				

AUDREY CABINETS – TALL

Illustrations reflect 24" Deep Cabinets.

Tables

Combine It	Model Number	List Price	Case Color Laminate	w/Locks
	AUD CAB LO2 182462 9" w Locker Left, Coat Hook; Box/File, 1 Open Fixed Shelf, 2 Open Adj. Shelves Right Dimensions: 18D x 24W x 55H	\$1319	+\$205	+\$102
	AUD CAB LO2 242462 9" w Locker Left, Coat Rod; Box/File, 1 Open Fixed Shelf, 2 Open Adj. Shelves Right Dimensions: 24D x 24W x 55H	\$1466	+\$227	+\$102
	AUD CAB O2L 182462 Box/File, 1 Open Fixed Shelf, 2 Open Adj. Shelves Left; 9" w Locker Right, Coat Hook Dimensions: 18D x 24W x 55H	\$1319	+\$205	+\$102
	AUD CAB O2L 242462 Box/File, 1 Open Fixed Shelf, 2 Open Adj. Shelves Left; 9" w Locker Right, Coat Rod Dimensions: 24D x 24W x 55H	\$1466	+\$227	+\$102
OTHER OPTIONS				
NP No Pulls no upcharge				

Combine It	Model Number	List Price	Case Color Laminate	w/Locks
	AUD CAB LS2 182462 9" w Locker Left, Coat Hook; Box/File, Single Door, 1 Fixed Shelf, 2 Adj. Shelves Dimensions: 18D x 24W x 55H	\$1440	+\$229	+\$136
	AUD CAB LS2 242462 9" w Locker Left, Coat Rod; Box/File, Single Door, 1 Fixed Shelf, 2 Adj. Shelves Dimensions: 24D x 24W x 55H	\$1600	+\$256	+\$136
	AUD CAB S2L 182462 Box/File, Single Door, 1 Fixed Shelf, 2 Adj. Shelves Left; 9" w Locker Right, Coat Hook Dimensions: 18D x 24W x 55H	\$1440	+\$229	+\$136
	AUD CAB S2L 242462 Box/File, Single Door, 1 Fixed Shelf, 2 Adj. Shelves Left; 9" w Locker Right, Coat Rod Dimensions: 24D x 24W x 55H	\$1600	+\$256	+\$136
Dimensions: 24D x 24W x 55H		OTHER OPTIONS		
		NP No Pulls no upcharge		

How to Order Audrey Tall Cabinets

1. MODEL NUMBER

See product pages for Model Number.

2. LOCK OPTIONS

- N** No Lock (standard)
- L** Lock - keyed random
- K** Lock - keyed alike
(every cabinet opening gets a lock when selecte d)

3. CASE COLORS

(Melamine or Laminate)

MELAMINE

- M01** Cloud
- M17** Ivory
- M18** Folkstone
- M19** Platinum
- M20** Earth
- M03** Graphite
- M13** Black
- M14** White Nebula
- M15** Grey Nebula
- M16** Graphite Nebula
- M06** Fusion Maple
- M07** Monticello Maple
- M08** Huntington Maple
- M09** Wild Cherry
- M10** Versailles Anigre
- M11** Empire Mahogany
- M12** Montana Walnut
- M21** Hemlock

LAMINATE

Core Group

- LAS** Black
- LBT** Dover White
- LDM** Pearl
- LB4** Folkstone
- LDQ** Platinum
- LCB** Earth
- LDA** Citadel
- LCD** Graphite

Classic Patterns

- LRC** Pewter Mesh
- LRP** Grey Mesh
- LPD** Platinum Drops
- LWH** White Drops
- LNT** Neutral Twill
- LSR** Sarum Twill

Classic Woodgrains

- LTS** Fusion Maple
- LSV** Monticello Maple
- LS2** Huntington Maple
- LXW** Wild Cherry
- LS4** Versailles Anigre
- LTW** Empire Mahogany
- LVK** Montana Walnut
- LT6** Hemlock

Evolving Woodgrains

- LCC** Smoky Brown Pear
- LZ7** White Ash
- LZ8** Weathered Ash
- LZ9** Natural Ash
- LCH** Cherry Riftwood

Non-Standard Laminates

Call customer service for a quote. Specify manufacturer name and code number. Additional upcharge and extended lead times may apply.

4. LOWER FRONT COLORS (area below 28"H w/base) (Laminate only)

LAMINATE

Core Group

- LAS** Black
- LBT** Dover White
- LDM** Pearl
- LB4** Folkstone
- LDQ** Platinum
- LCB** Earth
- LDA** Citadel
- LCD** Graphite

Classic Patterns

- LRC** Pewter Mesh
- LRP** Grey Mesh
- LPD** Platinum Drops
- LWH** White Drops
- LNT** Neutral Twill
- LSR** Sarum Twill

Classic Woodgrains*

- LTS** Fusion Maple
- LSV** Monticello Maple
- LS2** Huntington Maple
- LXW** Wild Cherry
- LS4** Versailles Anigre
- LTW** Empire Mahogany
- LVK** Montana Walnut
- LT6** Hemlock

Evolving Woodgrains*

- LCC** Smoky Brown Pear
- LZ7** White Ash
- LZ8** Weathered Ash
- LZ9** Natural Ash
- LCH** Cherry Riftwood

Non-Standard Laminates

Call customer service for a quote. Specify manufacturer name and code number. Additional upcharge and extended lead times may apply.

5. UPPER FRONT COLORS (area above 28"H w/base) See laminates in step 4.

6. LOCKER DOOR COLORS See laminates in step 4.

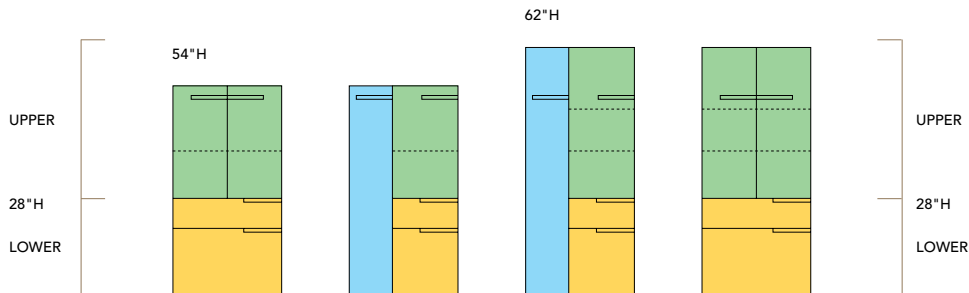
7. OTHER OPTIONS

- NP** No pull
(select for field installing customer's own pull)

*Audrey woodgrain laminates have a vertical grain.

Example:

1. MODEL/NUMBER	2. LOCK OPTION	3. CASE COLOR	4. LOWER FRONT COLOR
AUD CAB SD2 241862	N	LCD	LCD
5. UPPER FRONT COLOR	6. LOCKER DOOR COLOR	7. OTHER OPTIONS	
LCD	LCD	NONE	

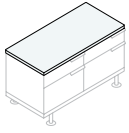




Audrey Storage: 18x96x62 Combine It and 18x72x62 Close It, side-by-side;
Table: Audrey 36x72; Seating: Anthro KB by Harter with Knoll Felt Apple seat
and White knit back; The clutter: All hiding behind the Audrey doors.

AUDREY CABINET TOPS

Single Depth Rectangular Cabinet Tops



Model Number	Dimensions	List Price
AUD TOP 1818	18D x 18W x 1H	\$222
AUD TOP 2418	24D x 18W x 1H	\$235
AUD TOP 1824	18D x 24W x 1H	\$232
AUD TOP 2424	24D x 24W x 1H	\$248
AUD TOP 1830	18D x 30W x 1H	\$243
AUD TOP 2430	24D x 30W x 1H	\$260
AUD TOP 1836	18D x 36W x 1H	\$257
AUD TOP 2436	24D x 36W x 1H	\$274
AUD TOP 1842	18D x 42W x 1H	\$269
AUD TOP 2442	24D x 42W x 1H	\$287
AUD TOP 1848	18D x 48W x 1H	\$282
AUD TOP 2448	24D x 48W x 1H	\$302
AUD TOP 1854	18D x 54W x 1H	\$296
AUD TOP 2454	24D x 54W x 1H	\$315
AUD TOP 1860	18D x 60W x 1H	\$312
AUD TOP 2460	24D x 60W x 1H	\$333
AUD TOP 1866	18D x 66W x 1H	\$329
AUD TOP 2466	24D x 66W x 1H	\$350
AUD TOP 1872	18D x 72W x 1H	\$343
AUD TOP 2472	24D x 72W x 1H	\$366
AUD TOP 1878	18D x 78W x 1H	\$359
AUD TOP 2478	24D x 78W x 1H	\$384
AUD TOP 1884	18D x 84W x 1H	\$377
AUD TOP 2484	24D x 84W x 1H	\$402
AUD TOP 1896	18D x 96W x 1H	\$415
AUD TOP 2496	24D x 96W x 1H	\$444

- 28" and 34.5" high cabinets must have cabinet top
- Cabinet tops in laminate
- Edgeband standard in Satin Silver

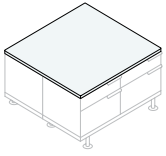
OTHER OPTIONS

GML	Grommet - Left	+\$39
GMR	Grommet - Right	+\$39
GMB	Grommets - Left & Right	+\$77
PUL	Pop-up Power - Left	+\$335
PUR	Pop-up Power - Right	+\$335

AUDREY CABINET TOPS

Back to Back Collaboration Tops

Rectangular Tops



Model Number	Dimensions	List Price
AUD TOP 3618	36D x 18W x 1H	\$266
AUD TOP 4818	48D x 18W x 1H	\$295
AUD TOP 3624	36D x 24W x 1H	\$278
AUD TOP 4824	48D x 24W x 1H	\$311
AUD TOP 3630	36D x 30W x 1H	\$294
AUD TOP 4830	48D x 30W x 1H	\$324
AUD TOP 3636	36D x 36W x 1H	\$308
AUD TOP 4836	48D x 36W x 1H	\$341
AUD TOP 3642	36D x 42W x 1H	\$322
AUD TOP 4842	48D x 42W x 1H	\$358
AUD TOP 3648	36D x 48W x 1H	\$339
AUD TOP 4848	48D x 48W x 1H	\$377
AUD TOP 3654	36D x 54W x 1H	\$356
AUD TOP 4854	48D x 54W x 1H	\$395
AUD TOP 3660	36D x 60W x 1H	\$375
AUD TOP 4860	48D x 60W x 1H	\$417
AUD TOP 3666	36D x 66W x 1H	\$392
AUD TOP 4866	48D x 66W x 1H	\$436
AUD TOP 3672	36D x 72W x 1H	\$412
AUD TOP 4872	48D x 72W x 1H	\$458
AUD TOP 3678	36D x 78W x 1H	\$431
AUD TOP 4878	48D x 78W x 1H	\$480
AUD TOP 3684	36D x 84W x 1H	\$454
AUD TOP 4884	48D x 84W x 1H	\$504
AUD TOP 3696	36D x 96W x 1H	\$499
AUD TOP 4896	48D x 96W x 1H	\$553

- 28" and 34.5" high cabinets must have cabinet top
- Cabinet tops in matte laminate or veneer
- Edgeband standard in Satin Silver

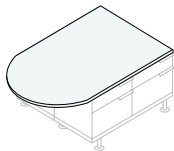
OTHER OPTIONS

GML	Grommet - Left	+\$39
GMR	Grommet - Right	+\$39
GMB	Grommets - Left & Right	+\$77
PUL	Pop-up Power - Left	+\$335
PUR	Pop-up Power - Right	+\$335

AUDREY CABINET TOPS

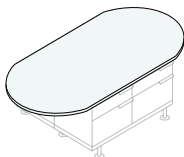
Back to Back Collaboration Tops

One-Sided



Model Number	Dimensions	List Price
AUD TOP 1S 3666	36D x 66W x 1H	\$412
AUD TOP 1S 4866	48D x 66W x 1H	\$458
AUD TOP 1S 3678	36D x 78W x 1H	\$454
AUD TOP 1S 4878	48D x 78W x 1H	\$504
AUD TOP 1S 3684	36D x 84W x 1H	\$476
AUD TOP 1S 4884	48D x 84W x 1H	\$529
AUD TOP 1S 3690	36D x 90W x 1H	\$500
AUD TOP 1S 4890	48D x 90W x 1H	\$554
AUD TOP 1S 36102	36D x 102W x 1H	\$549
AUD TOP 1S 48102	48D x 102W x 1H	\$610
AUD TOP 1S 36114	36D x 114W x 1H	\$606
AUD TOP 1S 48114	48D x 114W x 1H	\$672

Two-Sided



Model Number	Dimensions	List Price
AUD TOP 2S 3684	36D x 84W x 1H	\$476
AUD TOP 2S 4884	48D x 84W x 1H	\$529
AUD TOP 2S 3696	36D x 96W x 1H	\$524
AUD TOP 2S 4896	48D x 96W x 1H	\$581
AUD TOP 2S 36102	36D x 102W x 1H	\$549
AUD TOP 2S 48102	48D x 102W x 1H	\$610
AUD TOP 2S 36108	36D x 108W x 1H	\$579
AUD TOP 2S 48108	48D x 108W x 1H	\$642
AUD TOP 2S 36120	36D x 120W x 1H	\$607
AUD TOP 2S 48120	48D x 120W x 1H	\$706
AUD TOP 2S 36132	36D x 132W x 1H	\$637
AUD TOP 2S 48132	48D x 132W x 1H	\$776

- 28" and 34.5" high cabinets must have cabinet top
- Cabinet tops in matte laminate or veneer
- Edgeband standard in Satin Silver

How to Order Audrey Cabinet Tops

1. MODEL NUMBER

See product pages for Model Number.

2. COLORS

(Laminate only)

LAMINATE

Core Group

- LAS** Black
- LBT** Dover White
- LDM** Pearl
- LB4** Folkstone
- LDQ** Platinum
- LCB** Earth
- LDA** Citadel
- LCD** Graphite

Classic Patterns

- LRC** Pewter Mesh
- LRP** Grey Mesh
- LPD** Platinum Drops
- LWH** White Drops
- LNT** Neutral Twill
- LSR** Sarum Twill

Classic Woodgrains

- LTS** Fusion Maple
- LSV** Monticello Maple
- LS2** Huntington Maple
- LXW** Wild Cherry
- LS4** Versailles Anigre
- LTW** Empire Mahogany
- LVK** Montana Walnut
- LT6** Hemlock

Evolving Woodgrains

- LCC** Smoky Brown Pear
- LZ7** White Ash
- LZ8** Weathered Ash
- LZ9** Natural Ash
- LCH** Cherry Riftwood

Non-Standard Laminates

Call customer service for a quote. Specify manufacturer name and code number. Additional upcharge and extended lead times may apply.

3. GROMMET OPTIONS

- GML** Grommet - Left
- GMR** Grommet - Right
- GMB** Grommets - Left & Right

4. POWER OPTIONS

- PUL** Pop-up Power - Left
- PUR** Pop-up Power - Right

Example:

1. MODEL/NUMBER 2. TOP COLOR 3. GROMMET 4. POWER

 AUD TOP 2460 LCT GML PUL

AUDREY CABINET BASES

Cabinet Bases



Model Number	Dimensions	List Price
AUD BAS 1848	18D x 48W x 7H	\$333
AUD BAS 2448	24D x 48W x 7H	\$371
AUD BAS 1860	18D x 60W x 7H	\$351
AUD BAS 2460	24D x 60W x 7H	\$389
AUD BAS 1866	18D x 66W x 7H	\$369
AUD BAS 2466	24D x 66W x 7H	\$410
AUD BAS 1872	18D x 72W x 7H	\$389
AUD BAS 2472	24D x 72W x 7H	\$431
AUD BAS 1884	18D x 84W x 7H	\$427
AUD BAS 2484	24D x 84W x 7H	\$474
AUD BAS 1896	18D x 96W x 7H	\$470
AUD BAS 2496	24D x 96W x 7H	\$524

- Base includes adjustable steel cross braces for positioning under cabinet seams. Frame color is anodized silver.

How to Order Audrey Cabinet Bases

1. MODEL NUMBER

See product pages for Model Number.

Example:

1. MODEL NUMBER

AUD BAS 2448


A hideout minus the “keep out”

A little bit of privacy, a little bit of exposure. A touch of sunlight, but not too much. A hideout that doesn't shut people out. Most of us need to strike a balance in our mood, our style, and our environment. The right workspace definition gives you plenty of options, so you can do just that. Here are our options, in a nutshell.



NEMO TRELLIS

- Creates a sense of place in an open space
- Multiple configurations offer flexibility to transform spaces into inspiring places:
- Built primarily of steel and cast aluminum for maximum durability and recyclability
- Multiple color and material options for inspired creations



EVAN

- Smaller-scaled lightweight dividers
- Simple and aesthetically clean
- Multiple applications, freestanding or mobile
- Lots of color and material options

NEMO TRELLIS




Nemo Trellis: Silver Frame & Lattice,
Lower Panel Infill, Vertical Surface Camira Blazer Lite Air
Harter Forum Lounge and Work Table


Sense of place in an open space...

Encouraging collaboration and connection starts with creating a sense of place in an open space. With its architectural presence, the Nemo Trellis offers a hint of enclosure without shutting anyone out. Nemo does not come with an agenda, just human-centered design that responds to the whims and needs of real people.

- 3 different configurations, 2 widths, and multiple lengths offer flexibility to create inspiring spaces
- The top of Nemo trellis is open while still offering a hint of enclosure on the end panels
- Choose from two different upper end panel infill configurations: lattice or 3form Varia ecoresin materials. Both are single construction and the unique design is visible from the inside and outside
- Lower infill end panels were created with a double construction enabling you to specify different materials on the interior and exterior. Choose from the extensive izzy+ flavors laminates, markerboard laminate, or vertical surface fabric options to make a colorful and customized design statement. For fabric lower infill panels, fabric is wrapped around ¼" cork + ¼" hardboard substrate
- The Customer's Own Materials (COM) option is available on the lower end panel interior and exterior infill panel. See requirements for COM fabric on next page. Vertical grade fabrics are required. Contact your sales representative for details.
- SCS Indoor Advantage™ Gold Certified



1-sided,
48" or 60" W,
84" or 108" L



2-sided
48" or 60" W,
120" L

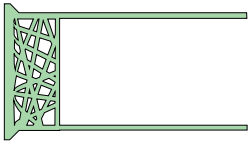


3-sided,
48" or 60" W,
144", 168", or 192" L

NEMO TRELLIS

TRELLIS SHAPE


Pick from a variety of sizes and heights



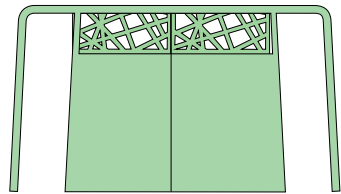
1 SIDED



2 SIDED



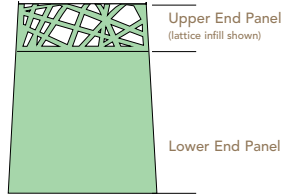
3 SIDED



side 1

side 3

side 2



Upper End Panel
(lattice infill shown)

Lower End Panel



Ecoresin
3Form Varia

Metal Lattice

CORE MATERIALS/COLORS

Take your pick of Fabric, Laminate, Markerboard Laminate, or 3Form Varia ecoresin material. All frames are available in five powdercoat colors.

METAL FINISHES FRAME & UPPER END PANEL INFILL LATTICE

P06	Silver
P07	White
P09	Charcoal
P10	Black
P11	Alloy

ECORESIN 3FORM VARIA UPPER END PANEL INFILL

VD	Camel
VG	Cranberry
VI	Ghost
VQ	Moss
VU	Marmalade
VF	Sassy
VV	Sea
VS	Surf
VZ	Violet

LAMINATE LOWER PANEL INFILL – interior & exterior

LDW Markerboard

Core Group

LAS	Black
LBT	Dover White
LDM	Pearl
LB4	Folkstone
LDQ	Platinum
LCB	Earth
LDA	Citadel
LCD	Graphite

Classic Patterns

LRC	Pewter Mesh
LRP	Grey Mesh
LPD	Platinum Drops
LWH	White Drops
LNT	Neutral Twill
LSR	Sarum Twill

Classic Woodgrains

LTS	Fusion Maple
LSV	Monticello Maple
LS2	Huntington Maple
LXW	Wild Cherry
LS4	Versailles Anigre
LTW	Empire Mahogany
LVK	Montana Walnut
LT6	Hemlock

Evolving Woodgrains

LCC	Smoky Brown Pear
LZ7	White Ash
LZ8	Weathered Ash
LZ9	Natural Ash
LCH	Cherry Riftwood

Non-Standard Laminates

Call customer service for a quote. Specify manufacturer name and code number. Additional upcharge and extended lead times may apply.

VERTICAL SURFACE FABRIC LOWER PANEL INFILL – interior & exterior

Grade 2

Momentum Script	Feldspar
Momentum Script	Flint
Momentum Script	Nectar
Momentum Script	Sand
Momentum Script	Shadow
Momentum Script	Slate
Momentum Script	Sterling
Momentum Script	Taupe
Momentum Pact	Azure
Momentum Pact	Calla
Momentum Pact	Dragon
Momentum Pact	Eureka
Momentum Pact	Harbour
Momentum Pact	Lime
Momentum Pact	Patina
Momentum Pact	Tanzanite

Grade 3

Camira Blazer Lite	Angel
Camira Blazer Lite	Aspire
Camira Blazer Lite	Balance
Camira Blazer Lite	Bliss
Camira Blazer Lite	Cuddle
Camira Blazer Lite	Dainty
Camira Blazer Lite	Daydream
Camira Blazer Lite	Graceful
Camira Blazer Lite	Harmony
Camira Blazer Lite	Hope
Camira Blazer Lite	Pastel
Camira Blazer Lite	Pillow
Camira Blazer Lite	Retreat
Camira Blazer Lite	Solace
Camira Blazer Lite	Wish

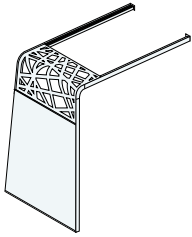
COM Customer's Own Material

– Grade 1 upcharge

Requirements for COM fabric: Fabric must be backed. Fabric allowance per 48"W and 60"W interior or exterior panel is 1.83 yards. For a 2-sided Nemo Trellis with COM fabric on the interior and exterior panels, 7.32 yards will be required (1.83 x 4). 48"W end panels require roll width to be 53.5"W. 60"W end panels require roll width to be 65.5"W. If COM fabrics do not meet the noted requirements, the order must be processed as a custom request.

NEMO TRELLIS

1-Sided (Wall Mounted) 48" depth • 48" or 60" deep single end panel, double construction lower end panel (interior and exterior specification option) and single construction upper end panel, 84" or 108" wide wall mounted support

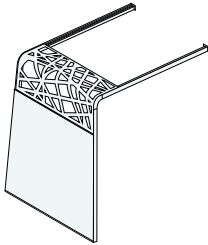


Model Number	Dimensions	Upper End Panel	
		Lattice (LAT)	3Form Varia (VAR)
NEMWM4884	48D X 84W X 81H	\$5856	\$11,600
NEMWM48108	48D X 108W X 81H	\$5964	\$11,700

Side 1 Lower End Panel

	Interior (pick one)						Exterior (pick one)					
	Laminate	Markerboard	Fabric Grade 1	Fabric Grade 2	Fabric Grade 3	Fabric Grade 4	Laminate	Markerboard	Fabric Grade 1	Fabric Grade 2	Fabric Grade 3	Fabric Grade 4
48D options add to list price												
NEMWM4884	+\$577	+\$644	+\$1391	+\$1545	+\$1854	+\$2575	+\$577	+\$644	+\$1391	+\$1545	+\$1854	+\$2575
NEMWM48108	+\$577	+\$644	+\$1391	+\$1545	+\$1854	+\$2575	+\$577	+\$644	+\$1391	+\$1545	+\$1854	+\$2575

1-Sided (Wall Mounted) 60" depth



Model Number	Dimensions	Upper End Panel	
		Lattice (LAT)	3Form Varia (VAR)
NEMWM6084	60D X 84W X 81H	\$6197	\$11,700
NEMWM60108	60D X 108W X 81H	\$6305	\$11,800

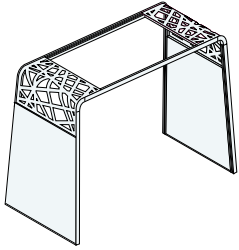
Side 1 Lower End Panel

	Interior (pick one)						Exterior (pick one)					
	Laminate	Markerboard	Fabric Grade 1	Fabric Grade 2	Fabric Grade 3	Fabric Grade 4	Laminate	Markerboard	Fabric Grade 1	Fabric Grade 2	Fabric Grade 3	Fabric Grade 4
60D options add to list price												
NEMWM6084	+\$685	+\$670	+\$2266	+\$2575	+\$3193	+\$4635	+\$685	+\$670	+\$2266	+\$2575	+\$3193	+\$4635
NEMWM60108	+\$685	+\$670	+\$2266	+\$2575	+\$3193	+\$4635	+\$685	+\$670	+\$2266	+\$2575	+\$3193	+\$4635

NEMO TRELLIS

2-Sided (Free Standing) 48" depth

- 48" or 60" deep end panel on each side, double construction lower end panel (interior and exterior specification options), single construction upper end panel, 120" wide free standing trellis



Upper End Panel

Model Number	Dimensions	Lattice (LAT)	3Form Varia (VAR)
		List Price	List Price
NEMFS48120	48D X 120W X 81H	\$9085	\$17,600

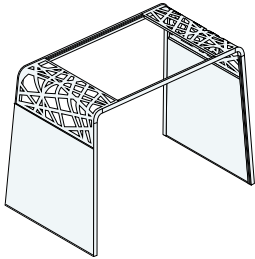
Side 1 & 2 - Lower End Panel

**48D options
add to list price**

NEMFS48120

Interior (pick one)						Exterior (pick one)					
Laminate	Markerboard	Fabric Grade 1	Fabric Grade 2	Fabric Grade 3	Fabric Grade 4	Laminate	Markerboard	Fabric Grade 1	Fabric Grade 2	Fabric Grade 3	Fabric Grade 4
+\$1159	+\$1288	+\$2781	+\$3090	+\$3502	+\$4120	+\$1159	+\$1288	+\$2781	+\$3090	+\$3502	+\$4120

2-Sided (Free Standing) 60" depth



Upper End Panel

Model Number	Dimensions	Lattice (LAT)	3Form Varia (VAR)
		List Price	List Price
NEMFS60120	60D X 120W X 81H	\$9842	\$17,700

Side 1 & 2 - Lower End Panel

**60D options
add to list price**

NEMFS60120

Interior (pick one)						Exterior (pick one)					
Laminate	Markerboard	Fabric Grade 1	Fabric Grade 2	Fabric Grade 3	Fabric Grade 4	Laminate	Markerboard	Fabric Grade 1	Fabric Grade 2	Fabric Grade 3	Fabric Grade 4
+\$1391	+\$1442	+\$4481	+\$5150	+\$5871	+\$7210	+\$1391	+\$1442	+\$4481	+\$5150	+\$5871	+\$7210



Nemo 2-sided Trellis: Smoky Brown Pear Laminate Lower End Panel Exterior, Graphite Laminate Lower End Panel Interior, Graphite Frame and Surf EcoResin 3Form Varia Upper Panel Infill

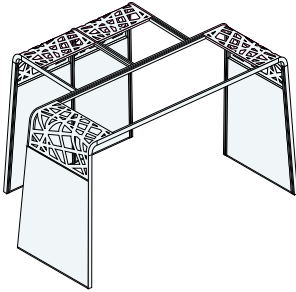
Nemo Bar: Smoky Brown Pear Laminate, Citadel Edgeband, Graphite Base, Smoky Brown Pear Laminate Leg Infill

Harter Arc: Anthracite Veneer, White Frame

NEMO TRELLIS

3-Sided (Freestanding) 48" depth

- side 1&2: 48" or 60" deep end panel on each side, double construction lower end panel (interior and exterior specification options), single construction upper end panel.
- side 3: two connected 48" or 60" wide panels; double construction lower end panel (interior or exterior specification options), single construction upper end panel, 84" or 96" deep



Model Number	Side 1 & 2 Dimensions	Side 1 & 2 Upper End Panel (pick one)		Side 3 Dimensions	Side 3 Upper End Panel (pick one)	
		Lattice (LAT)	3Form Varia (VAR)		Lattice (LAT)	3Form Varia (VAR)
NEM3S48144	48D X 144W X 81H	\$22,550	\$28,445	84D X 96W X 81H	+\$1751	+\$7313
NEM3S48168	48D X 168W X 81H	\$22,658	\$28,553	84D X 96W X 81H	+\$1751	+\$7313
NEM3S48192	48D X 192W X 81H	\$22,982	\$28,877	84D X 120W X 81H	+\$2163	+\$7313

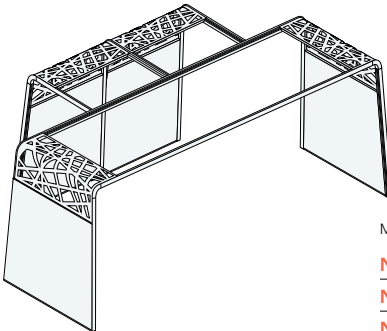
Side 1 & 2 Lower End Panel

48D options add to list price	Interior (pick one)						Exterior (pick one)					
	Laminate	Markerboard	Fabric Grade 1	Fabric Grade 2	Fabric Grade 3	Fabric Grade 4	Laminate	Markerboard	Fabric Grade 1	Fabric Grade 2	Fabric Grade 3	Fabric Grade 4
NEM3S48144	+\$1159	+\$1288	+\$2781	+\$3090	+\$3502	+\$4120	+\$1159	+\$1288	+\$2781	+\$3090	+\$3502	+\$4120
NEM3S48168	+\$1159	+\$1288	+\$2781	+\$3090	+\$3502	+\$4120	+\$1159	+\$1288	+\$2781	+\$3090	+\$3502	+\$4120
NEM3S48192	+\$1159	+\$1288	+\$2781	+\$3090	+\$3502	+\$4120	+\$1159	+\$1288	+\$2781	+\$3090	+\$3502	+\$4120

Side 3 Lower End Panel

48D options add to list price	Interior (pick one)						Exterior (pick one)					
	Laminate	Markerboard	Fabric Grade 1	Fabric Grade 2	Fabric Grade 3	Fabric Grade 4	Laminate	Markerboard	Fabric Grade 1	Fabric Grade 2	Fabric Grade 3	Fabric Grade 4
NEM3S48144	+\$1159	+\$1288	+\$2781	+\$3090	+\$3502	+\$4120	+\$1159	+\$1288	+\$2781	+\$3090	+\$3502	+\$4120
NEM3S48168	+\$1159	+\$1288	+\$2781	+\$3090	+\$3502	+\$4120	+\$1159	+\$1288	+\$2781	+\$3090	+\$3502	+\$4120
NEM3S48192	+\$1159	+\$1288	+\$2781	+\$3090	+\$3502	+\$4120	+\$1159	+\$1288	+\$2781	+\$3090	+\$3502	+\$4120

3-Sided (Freestanding) 60" depth



Model Number	Side 1 & 2 Dimensions	Side 1 & 2 Upper End Panel (pick one)		Side 3 Dimensions	Side 3 Upper End Panel (pick one)	
		Lattice (LAT)	3Form Varia (VAR)		Lattice (LAT)	3Form Varia (VAR)
NEM3S60144	60D X 144W X 81H	\$23,252	\$28,768	96D X 96W X 81H	+\$1751	+\$7416
NEM3S60168	60D X 168W X 81H	\$23,360	\$28,876	96D X 96W X 81H	+\$1751	+\$7416
NEM3S60192	60D X 192W X 81H	\$23,685	\$29,200	96D X 120W X 81H	+\$2163	+\$7416

Side 1 & 2 Lower End Panel

60D options add to list price	Interior (pick one)						Exterior (pick one)					
	Laminate	Markerboard	Fabric Grade 1	Fabric Grade 2	Fabric Grade 3	Fabric Grade 4	Laminate	Markerboard	Fabric Grade 1	Fabric Grade 2	Fabric Grade 3	Fabric Grade 4
NEM3S60144	+\$1391	+\$1442	+\$2781	+\$3090	+\$3502	+\$4120	+\$1391	+\$1442	+\$2781	+\$3090	+\$3502	+\$4120
NEM3S60168	+\$1391	+\$1442	+\$2781	+\$3090	+\$3502	+\$4120	+\$1391	+\$1442	+\$2781	+\$3090	+\$3502	+\$4120
NEM3S60192	+\$1391	+\$1442	+\$2781	+\$3090	+\$3502	+\$4120	+\$1391	+\$1442	+\$2781	+\$3090	+\$3502	+\$4120

Side 3 Lower End Panel

60D options add to list price	Interior (pick one)						Exterior (pick one)					
	Laminate	Markerboard	Fabric Grade 1	Fabric Grade 2	Fabric Grade 3	Fabric Grade 4	Laminate	Markerboard	Fabric Grade 1	Fabric Grade 2	Fabric Grade 3	Fabric Grade 4
NEM3S60144	+\$1391	+\$1442	+\$2781	+\$3090	+\$3502	+\$4120	+\$1391	+\$1442	+\$2781	+\$3090	+\$3502	+\$4120
NEM3S60168	+\$1391	+\$1442	+\$2781	+\$3090	+\$3502	+\$4120	+\$1391	+\$1442	+\$2781	+\$3090	+\$3502	+\$4120
NEM3S60192	+\$1391	+\$1442	+\$2781	+\$3090	+\$3502	+\$4120	+\$1391	+\$1442	+\$2781	+\$3090	+\$3502	+\$4120

How to Order Nemo Trellis

1. MODEL/SIZE

Refer to product pages.
Model number determines number/size of sides.

2. FRAME/LATTICE FINISHES

- P06 Silver
- P07 White
- P09 Charcoal
- P10 Black
- P11 Alloy

1-SIDED AND 2-SIDED MODELS

3. SIDE 1&2: UPPER END PANEL INFILL

(single construction, visible from interior & exterior)

- SS Lattice (powder coat)
- RR EcoResin

3a. (if RR is selected in step 3)

ECORESIN COLORS - 3form Varia

- CC Camel
- CB Cranberry
- CG Ghost
- CM Moss
- CO Marmalade
- CS Sassy
- CV Sea
- CS Surf
- CV Violet

4. SIDE 1&2: LOWER END PANEL INFILL - INTERIOR

(double construction, visible from interior)

- MB Markerboard Laminate
- LM Laminate
- TF Fabric Wrapped (Vertical Surface Fabric)

4a. (if LM is selected in step 4)

LAMINATE INFILL FINISHES

- Core Group
- LAS Black
 - LBT Dover White
 - LDM Pearl
 - LB4 Folkstone
 - LDQ Platinum
 - LCB Earth
 - LDA Citadel
 - LCD Graphite
- Classic Patterns
- LRC Pewter Mesh
 - LRP Grey Mesh
 - LPD Platinum Drops
 - LWH White Drops
 - LNT Neutral Twill
 - LSR Sarum Twill

Classic Wood Grains

- LTS Fusion Maple
- LSV Monticello Maple
- LS2 Huntington Maple
- LXW Wild Cherry
- LS4 Versailles Anigre
- LTW Empire Mahogany
- LVK Montana Walnut
- LT6 Hemlock

Evolving Woodgrains

- LCC Smoky Brown Pear
- LZ7 White Ash
- LZ8 Weathered Ash
- LZ9 Natural Ash
- LCH Cherry Riftwood

Non-Standard Laminates

Call customer service for a quote. Specify manufacturer name and code number. Additional upcharge and extended lead times may apply.

4b. (if TF is selected in step 4)

Grade 2

- Momentum Script Feldspar
- Momentum Script Flint
- Momentum Script Nectar
- Momentum Script Sand
- Momentum Script Shadow
- Momentum Script Slate
- Momentum Script Sterling
- Momentum Script Taupe
- Momentum Pact Azure
- Momentum Pact Calla
- Momentum Pact Dragon
- Momentum Pact Eureka
- Momentum Pact Harbour
- Momentum Pact Lime
- Momentum Pact Patina
- Momentum Pact Tanzanite

Grade 3

- Camira Blazer Lite Angel
- Camira Blazer Lite Aspire
- Camira Blazer Lite Balance
- Camira Blazer Lite Bliss
- Camira Blazer Lite Cuddle
- Camira Blazer Lite Dainty
- Camira Blazer Lite Daydream
- Camira Blazer Lite Graceful
- Camira Blazer Lite Harmony
- Camira Blazer Lite Hope
- Camira Blazer Lite Pastel
- Camira Blazer Lite Pillow
- Camira Blazer Lite Retreat
- Camira Blazer Lite Solace
- Camira Blazer Lite Wish

COM Grade 1 (list price upcharge)

5. SIDE 1&2: LOWER END PANEL INFILL - EXTERIOR

(double construction, visible from exterior)

- MB Markerboard Laminate
- LM Laminate
- TF Fabric Wrapped (Vertical Surface Fabric)

5a. (if LM is selected in step 5)

LAMINATE INFILL FINISHES – SEE 4a.

5b. (if TF is selected in step 5)

VERTICAL SURFACE FABRIC INFILLS – SEE 4b.

3-SIDED MODELS

6. SIDE 3: UPPER END PANEL INFILL

(single construction, visible from interior & exterior)

- SS Lattice (powder coat)
- RR Resin

6a. (if RR is selected in step 6)

RESIN COLORS - 3form Varia SEE 3a.

7. SIDE 3: LOWER END PANEL INFILL - INTERIOR

(double construction, visible from interior)

- MB Markerboard Laminate
- LM Laminate
- TF Fabric Wrapped (Vertical Surface Fabric)

7a. (if LM is selected in step 7)

LAMINATE INFILL FINISHES – SEE 4a.

7b. (if TF is selected in step 7)

VERTICAL SURFACE FABRIC INFILLS – SEE 4b.

8. SIDE 3: LOWER END PANEL INFILL - EXTERIOR

(double construction, visible from exterior)

- MB Markerboard Laminate
- LM Laminate
- TF Fabric Wrapped (Vertical Surface Fabric)

8a. (if LM is selected in step 8)

LAMINATE INFILL FINISHES – SEE 4a.

8b. (if TF is selected in step 8)

VERTICAL SURFACE FABRIC INFILLS – SEE 4b.

Example:

1. MODEL/SIZE	2. FRAME & LATTICE METAL FINISH	3. UPPER PANEL INFILL	3a. ECORESIN COLOR	4. LOWER PANEL INFILL-INTERIOR	4a. LAMINATE FINISH	5. LOWER PANEL INFILL-EXTERIOR	5a. LAMINATE FINISH
NEMFS60120	P07	RR	VV	LM	LDQ	LM	LDQ

EVAN PRIVACY

Carve yourself a nook without compromising flexibility. Freestanding Evan screens define spaces in an open plan, but are amazingly easy to install and move. A variety of sizes and materials give you options galore, while great extras like accessory rails add the final touch.

- Light scale, simple to assemble, store or reconfigure
- Scaled and designed to work with the Clara Collection
- Specify Evan to wrap Clara product, create receptionist areas or delineate space
- Offers aesthetic and price scalability through changing core options
- Select from three frame styles in three heights, four widths, and multiple finish options
- Extruded aluminum frame in Silver
- Optional organization rail and accessories capture vertical space above Clara products
- SCS Indoor Advantage™ Gold Certified
- Meets or exceeds ANSI/BIFMA standards
- Ships KD




One-core



Two-core



Transition



Markerboard




Casters


EVAN PRIVACY

MODELS

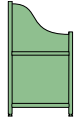
Select screen model.



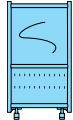
ONE-CORE



TWO-CORE



TWO-CORE
TRANSITION



MOBILE
MARKERBOARD

CORE MATERIALS/COLORS

Take your pick of Fabric, Laminate, or Acrylic.
All frames are standard in Silver.

TACKABLE FABRIC COLORS

Grade 2

Momentum Script	Feldspar
Momentum Script	Flint
Momentum Script	Nectar
Momentum Script	Sand
Momentum Script	Shadow
Momentum Script	Slate
Momentum Script	Sterling
Momentum Script	Taupe
Momentum Pact	Azure
Momentum Pact	Calla
Momentum Pact	Dragon
Momentum Pact	Eureka
Momentum Pact	Harbour
Momentum Pact	Lime
Momentum Pact	Patina
Momentum Pact	Tanzanite

Grade 3

Camira Blazer Lite	Angel
Camira Blazer Lite	Aspire
Camira Blazer Lite	Balance
Camira Blazer Lite	Bliss
Camira Blazer Lite	Cuddle
Camira Blazer Lite	Dainty
Camira Blazer Lite	Daydream
Camira Blazer Lite	Graceful
Camira Blazer Lite	Harmony
Camira Blazer Lite	Hope
Camira Blazer Lite	Pastel
Camira Blazer Lite	Pillow
Camira Blazer Lite	Retreat
Camira Blazer Lite	Solace
Camira Blazer Lite	Wish

LAMINATE COLORS

Core Group

LAS	Black
LBT	Dover White
LDM	Pearl
LB4	Folkstone
LDQ	Platinum
LCB	Earth
LDA	Citadel
LCD	Graphite

Classic Patterns

LRC	Pewter Mesh
LRP	Grey Mesh
LPD	Platinum Drops
LWH	White Drops
LNT	Neutral Twill
LSR	Sarum Twill

Classic Woodgrains

LTS	Fusion Maple
LSV	Monticello Maple
LS2	Huntington Maple
LXW	Wild Cherry
LS4	Versailles Anigre
LTW	Empire Mahogany
LVK	Montana Walnut
LT6	Hemlock

Evolving Woodgrains

LCC	Smoky Brown Pear
LZ7	White Ash
LZ8	Weathered Ash
LZ9	Natural Ash
LCH	Cherry Riftwood

Non-Standard Laminates

Call customer service for a quote.
Specify manufacturer name and code
number. Additional upcharge and
extended lead times may apply.


ACRYLIC

FRO	Frosted Acrylic
------------	-----------------

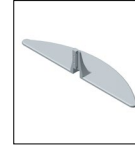
OPTIONS



Casters




Stabilizing Clip




Support Foot

POWER CUTOUTS




Side Cutout



Center Cutout

HINGE KITS



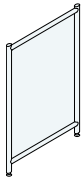
Universal



Wall-mounted

EVAN PRIVACY SCREENS

One-core Screen



Model Number

SCR 2XF

- Specify 42" high screens for transaction tops, 54" for seated privacy, 62" for standing privacy
- 39" width designed to work with Clara Solo 62 tables
- Cutout option provides a 9" x 9" cutout located in screen below work-surface height to allow power and surfbag/board pass-thru. Specify side or center location

Core Material / Color Options

Dimensions	List Price	Fabric Grade 1	Fabric Grade 2	Fabric Grade 3	Fabric Grade 4	Fabric Laminate
27W x 42H	\$387	+\$80	+\$110	+\$167	+\$258	+\$206
27W x 54H	\$429	+\$104	+\$141	+\$215	+\$332	+\$279
27W x 62H	\$449	+\$129	+\$176	+\$269	+\$416	+\$333
37W x 42H	\$403	+\$141	+\$192	+\$294	+\$455	+\$314
37W x 54H	\$447	+\$147	+\$200	+\$306	+\$473	+\$352
37W x 62H	\$475	+\$201	+\$273	+\$419	+\$647	+\$404
39W x 42H	\$432	+\$149	+\$203	+\$309	+\$477	+\$317
39W x 54H	\$475	+\$155	+\$210	+\$321	+\$497	+\$448
39W x 62H	\$504	+\$234	+\$318	+\$486	+\$753	+\$497
49W x 42H	\$449	+\$153	+\$209	+\$318	+\$492	+\$389
49W x 54H	\$490	+\$191	+\$261	+\$399	+\$617	+\$464
49W x 62H	\$521	+\$242	+\$329	+\$504	+\$779	+\$518

Core Material / Color Options

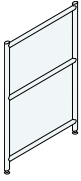
Dimensions	Markerboard (both sides)	Markerboard (side 1) Fabric Grade 1 (side 2)	Markerboard (side 1) Fabric Grade 2 (side 2)	Markerboard (side 1) Fabric Grade 3 (side 2)	Markerboard (side 1) Fabric Grade 4 (side 2)	Frosted Acrylic
27W x 42H	+\$217	+\$162	+\$176	+\$203	+\$246	+\$131
27W x 54H	+\$282	+\$213	+\$231	+\$269	+\$327	+\$139
27W x 62H	+\$355	+\$262	+\$284	+\$327	+\$394	+\$391
37W x 42H	+\$408	+\$306	+\$333	+\$386	+\$470	+\$248
37W x 54H	+\$418	+\$315	+\$341	+\$396	+\$482	+\$251
37W x 62H	+\$519	+\$380	+\$410	+\$468	+\$563	+\$391
39W x 42H	+\$410	+\$311	+\$339	+\$394	+\$480	+\$249
39W x 54H	+\$424	+\$321	+\$350	+\$406	+\$495	+\$251
39W x 62H	+\$525	+\$387	+\$418	+\$482	+\$580	+\$391
49W x 42H	+\$419	+\$318	+\$346	+\$404	+\$492	+\$251
49W x 54H	+\$543	+\$411	+\$447	+\$519	+\$632	+\$276
49W x 62H	+\$675	+\$494	+\$533	+\$611	+\$734	+\$494

OTHER OPTIONS must be ordered separately

SC	Side Power Cutout
CC	Center Power Cutout
CST	Casters (set of 2)

EVAN PRIVACY SCREENS

Two-core Screen



Model Number

SCR 3XF

- Crossrail is 30" from the floor
- Specify 42" high screens for transaction tops, 54" for seated privacy, 62" for standing privacy
- 39" width designed to work with Clara Solo 62 tables
- Cutout option provides a 9" x 9" cutout located in screen below work-surface height to allow power and surfbag/board pass-thru. Specify side or center location
- Lower core can be specified open

Core Material / Color Options

Dimensions	List Price	Tackable Fabric Grade 1/COM		Tackable Fabric Grade 2		Tackable Fabric Grade 3	
		Lower	Upper	Lower	Upper	Lower	Upper
27W x 42H	\$475	+\$57	+\$30	+\$77	+\$41	+\$117	+\$62
27W x 54H	\$504	+\$57	+\$57	+\$77	+\$77	+\$117	+\$117
27W x 62H	\$549	+\$57	+\$69	+\$77	+\$95	+\$117	+\$144
37W x 42H	\$504	+\$78	+\$41	+\$107	+\$54	+\$164	+\$84
37W x 54H	\$543	+\$78	+\$77	+\$107	+\$105	+\$164	+\$161
37W x 62H	\$586	+\$78	+\$122	+\$107	+\$165	+\$164	+\$254
39W x 42H	\$547	+\$83	+\$41	+\$113	+\$56	+\$173	+\$86
39W x 54H	\$582	+\$83	+\$83	+\$113	+\$113	+\$173	+\$171
39W x 62H	\$624	+\$83	+\$123	+\$113	+\$167	+\$173	+\$255
49W x 42H	\$569	+\$102	+\$50	+\$140	+\$66	+\$213	+\$102
49W x 54H	\$601	+\$102	+\$102	+\$140	+\$138	+\$213	+\$212
49W x 62H	\$647	+\$102	+\$126	+\$140	+\$171	+\$213	+\$261
61W x 42H	\$631	+\$134	+\$63	+\$182	+\$86	+\$278	+\$132
61W x 54H	\$676	+\$134	+\$129	+\$182	+\$177	+\$278	+\$270
61W x 62H	\$719	+\$134	+\$231	+\$182	+\$315	+\$278	+\$482
73W x 42H	\$703	+\$155	+\$72	+\$210	+\$98	+\$321	+\$150
73W x 54H	\$751	+\$155	+\$152	+\$210	+\$206	+\$321	+\$315
73W x 62H	\$768	+\$155	+\$270	+\$210	+\$368	+\$321	+\$563

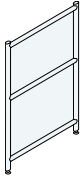
Core Material / Color Options

Dimensions	Tackable Fabric Grade 4		Laminate		Markerboard (both sides)	
	Lower	Upper	Lower	Upper	Lower	Upper
27W x 42H	+\$182	+\$96	+\$128	+\$63	+\$151	+\$73
27W x 54H	+\$182	+\$182	+\$128	+\$118	+\$151	+\$150
27W x 62H	+\$182	+\$222	+\$128	+\$145	+\$151	+\$182
37W x 42H	+\$254	+\$129	+\$171	+\$82	+\$218	+\$101
37W x 54H	+\$254	+\$249	+\$171	+\$168	+\$218	+\$219
37W x 62H	+\$254	+\$392	+\$171	+\$206	+\$218	+\$267
39W x 42H	+\$267	+\$132	+\$205	+\$82	+\$219	+\$101
39W x 54H	+\$267	+\$266	+\$205	+\$170	+\$219	+\$217
39W x 62H	+\$267	+\$395	+\$205	+\$212	+\$219	+\$268
49W x 42H	+\$330	+\$158	+\$217	+\$103	+\$280	+\$129
49W x 54H	+\$330	+\$327	+\$217	+\$216	+\$280	+\$279
49W x 62H	+\$330	+\$404	+\$217	+\$267	+\$280	+\$347
61W x 42H	+\$431	+\$203	+\$316	+\$129	+\$355	+\$165
61W x 54H	+\$431	+\$419	+\$316	+\$274	+\$355	+\$353
61W x 62H	+\$431	+\$746	+\$316	+\$400	+\$355	+\$517
73W x 42H	+\$497	+\$231	+\$329	+\$149	+\$422	+\$185
73W x 54H	+\$497	+\$488	+\$329	+\$321	+\$422	+\$418
73W x 62H	+\$497	+\$870	+\$329	+\$408	+\$422	+\$529

continued on next page

EVAN PRIVACY SCREENS

Two-core Screen



Model Number

SCR 3XF

- Crossrail is 30" from the floor
- Specify 42" high screens for transaction tops, 54" for seated privacy, 62" for standing privacy
- 39" width designed to work with Clara Solo 62 tables
- Cutout option provides a 9" x 9" cutout located in screen below work-surface height to allow power and surfbag/board pass-thru. Specify side or center location
- Lower core can be specified open

Core Material / Color Options

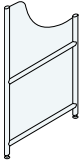
Dimensions	Tackable Fabric (upper only)				Frosted Acrylic	
	Grade 1	Grade 2	Grade 3	Grade 4	Lower	Upper
27W x 42H	+\$77	+\$87	+\$95	+\$98	+\$71	+\$44
27W x 54H	+\$138	+\$150	+\$171	+\$207	+\$71	+\$94
27W x 62H	+\$159	+\$177	+\$213	+\$272	+\$71	+\$170
37W x 42H	+\$98	+\$119	+\$131	+\$138	+\$129	+\$62
37W x 54H	+\$200	+\$216	+\$249	+\$300	+\$129	+\$129
37W x 62H	+\$240	+\$270	+\$332	+\$428	+\$129	+\$183
39W x 42H	+\$102	+\$120	+\$134	+\$144	+\$130	+\$62
39W x 54H	+\$204	+\$221	+\$255	+\$308	+\$130	+\$129
39W x 62H	+\$242	+\$272	+\$333	+\$429	+\$130	+\$183
49W x 42H	+\$120	+\$149	+\$167	+\$176	+\$139	+\$62
49W x 54H	+\$257	+\$278	+\$318	+\$387	+\$139	+\$138
49W x 62H	+\$294	+\$327	+\$396	+\$503	+\$139	+\$184
61W x 42H	+\$159	+\$192	+\$213	+\$224	+\$250	+\$138
61W x 54H	+\$329	+\$356	+\$408	+\$494	+\$250	+\$277
61W x 62H	+\$440	+\$506	+\$641	+\$851	+\$250	+\$550
73W x 42H	+\$173	+\$218	+\$246	+\$261	+\$251	+\$138
73W x 54H	+\$387	+\$419	+\$482	+\$581	+\$251	+\$277
73W x 62H	+\$488	+\$555	+\$690	+\$903	+\$251	+\$445

OTHER OPTIONS must be ordered separately

SC	Side Power Cutout
CC	Center Power Cutout
CST	Casters (set of 2)

EVAN PRIVACY SCREENS

Two-core Transition Screen



Model Number

SCR TXF

- Shaped upper core is used to transition between different height screens. First height is the higher of the two sides
- Crossrail is 30" from the floor
- Upper core in Frosted Acrylic only
- In order to hinge screens together, like heights must be placed together
- Lower core can be specified open

Core Material / Color Options

Dimensions	List Price	Core Material / Color Options								
		Lower	Tackable Fabric Grade 1	Tackable Fabric Grade 2	Tackable Fabric Grade 3	Tackable Fabric Grade 4	Standard Laminate	Markerboard	Frosted Acrylic	
27W x 62/42H	\$520	Upper	Frosted Acrylic	Frosted Acrylic	Frosted Acrylic	Frosted Acrylic	Frosted Acrylic	Frosted Acrylic	Frosted Acrylic	Frosted Acrylic
27W x 62/54H	\$540		+\$57	+\$77	+\$117	+\$182	+\$128	+\$151	+\$71	
37W x 62/42H	\$536		+\$57	+\$77	+\$117	+\$182	+\$128	+\$151	+\$71	
37W x 62/54H	\$556		+\$78	+\$107	+\$164	+\$254	+\$171	+\$218	+\$129	
39W x 62/42H	\$561		+\$78	+\$107	+\$164	+\$254	+\$171	+\$218	+\$129	
39W x 62/54H	\$580		+\$83	+\$113	+\$173	+\$267	+\$205	+\$219	+\$130	
49W x 62/42H	\$575		+\$83	+\$113	+\$173	+\$267	+\$205	+\$219	+\$130	
49W x 62/54H	\$594		+\$102	+\$140	+\$213	+\$330	+\$217	+\$280	+\$139	

OTHER OPTIONS must be ordered separately

- SC Side Power Cutout
- CC Center Power Cutout
- CST Casters (set of 2)



Evan Accessories: paper trays, CD holder, pen holder, and rail, all in Silver

EVAN PRIVACY SCREENS

Mobile Markerboard Screen



Model Number

SCR MBL 3MB

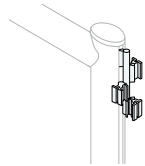
- Frame price includes mobile feet and lower steel core
- Casters add an additional 1.5" to overall height
Example: 37W x 54H Mobile Markerboard is actually 55.5" tall

Dimensions	Writing Area	List Price	Core Material /Color Options				
			Markerboard (both sides)	Markerboard (side 1) Tackable Fabric Grade 1/COM (side 2)	Markerboard (side 1) Tackable Fabric Grade 2 (side 2)	Markerboard (side 1) Tackable Fabric Grade 3 (side 2)	Markerboard (side 1) Tackable Fabric Grade 4 (side 2)
37W x 54H	33.5W x 29.25H	\$853	+\$240	+\$227	+\$248	+\$288	+\$351
37W x 62H	33.5W x 37.25H	\$896	+\$374	+\$338	+\$362	+\$413	+\$492
37W x 72H	33.5W x 47.25H	\$973	+\$396	+\$357	+\$384	+\$440	+\$524
49W x 54H	45.5W x 29.25H	\$945	+\$308	+\$279	+\$302	+\$345	+\$413
49W x 62H	45.5W x 37.25H	\$991	+\$485	+\$429	+\$459	+\$519	+\$614
49W x 72H	45.5W x 47.25H	\$1050	+\$514	+\$456	+\$488	+\$552	+\$653

OTHER OPTIONS must be ordered separately

- SC Side Power Cutout
- CC Center Power Cutout
- CST Casters (set of 2)

Universal Hinge Kit for Glides



Model Number

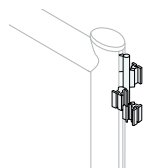
HGE U

List Price

\$56

- Universal hinge provides 2-, 3-, and 4-way connections. Specify for each connection point
- Two hinges per kit
- Specify for screens on glides

Universal Hinge Kit for Casters



Model Number

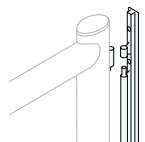
HGE UM

List Price

\$80

- Specify when using casters instead of glides
- Three hinges per kit
- Provides 2-, 3-, and 4-way connections. Specify for each connection point.
- This kit should also be specified when connecting with mobile markerboard

Wall Mount Hinge Kit



Model Number

HGE W-42

wall-mounted hinge kit – 42" high screen

List Price

\$110

HGE W-54

wall-mounted hinge kit – 54" high screen

\$114

HGE W-62

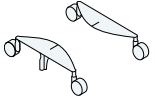
wall-mounted hinge kit – 62" high screen

\$117

When your screen attaches to the wall, select the part number that corresponds to the height of your screen. Please indicate the type of wall you are mounting to when ordering, for example: Sheetrock, Aluminum Mullion, Wood Mullion.

EVAN PRIVACY SCREENS

Casters (set of 2)



Model Number	Dimensions	List Price
CST	16W x 3.25D x 4.75H	\$182

Specify casters for any one-core, two-core, or two-core transition frame to add mobility and flexibility to your space.

Support Foot



Model Number	Dimensions	List Price
SUP	14W x 3.25D x 3H	\$71

It is recommended a support foot be used on every third screen when used in a line.

Stabilizing Clip



Model Number	Dimensions	List Price
CLP	2W x 3.25D x 4.75H	\$29

Use these clips to add stability by attaching your screen to your desk.

How to Order Evan Privacy Screen

1. MODEL/SIZE

Screens	
SCR 2XF	One-Core Screen
SCR 3XF	Two-Core Screen
SCR TXF	Two-Core Transition Screen
SCR MBL 3MB	Mobile Markerboard Screen

2. SIZE

See product pages for sizes

3. CORE MATERIALS/COLORS

Grade 2

Momentum Script	Feldspar
Momentum Script	Flint
Momentum Script	Nectar
Momentum Script	Sand
Momentum Script	Shadow
Momentum Script	Slate
Momentum Script	Sterling
Momentum Script	Taupe
Momentum Pact	Azure
Momentum Pact	Calla
Momentum Pact	Dragon
Momentum Pact	Eureka
Momentum Pact	Harbour
Momentum Pact	Lime
Momentum Pact	Patina
Momentum Pact	Tanzanite

Grade 3

Camira Blazer Lite	Angel
Camira Blazer Lite	Aspire
Camira Blazer Lite	Balance
Camira Blazer Lite	Bliss
Camira Blazer Lite	Cuddle
Camira Blazer Lite	Dainty
Camira Blazer Lite	Daydream
Camira Blazer Lite	Graceful
Camira Blazer Lite	Harmony
Camira Blazer Lite	Hope
Camira Blazer Lite	Pastel
Camira Blazer Lite	Pillow
Camira Blazer Lite	Retreat
Camira Blazer Lite	Solace
Camira Blazer Lite	Wish

*Reflections fabric on 61W and 73W panels is not wide enough to be railroaded. Please contact your customer service representative to discuss directional changes.

Laminate Colors

Core Group

LAS	Black
LBT	Dover White
LDM	Pearl
LB4	Folkstone
LDQ	Platinum
LCB	Earth
LDA	Citadel
LCD	Graphite

Classic Patterns

LRC	Pewter Mesh
LRP	Grey Mesh
LPD	Platinum Drops
LWH	White Drops
LNT	Neutral Twill
LSR	Sarum Twill

Classic Wood Grains

LTS	Fusion Maple
LSV	Monticello Maple
LS2	Huntington Maple
LXW	Wild Cherry
LS4	Versailles Anigre
LTW	Empire Mahogany
LVK	Montana Walnut
LT6	Hemlock

Evolving Woodgrains

LCC	Smoky Brown Pear
LZ7	White Ash
LZ8	Weathered Ash
LZ9	Natural Ash
LCH	Cherry Riftwood

Non-Standard Laminates

Call customer service for a quote. Specify manufacturer name and code number. Additional upcharge and extended lead times may apply.

Acrylic

FRO	Frosted Acrylic
------------	-----------------

4. OPTIONS

Power Cutout Options

SC	9x9 Side Cutout
CC	9x9 Center Cutout

Miscellaneous Options

CST	Casters
SUP	Support Foot
CLP	Stabilizing Clip

5. ACCESSORIES

Hinge Kits

HGE U	Universal Hinge Kit for Glides
HGE UM	Universal Hinge Kit for Casters
HGE W	Wall-mounted Hinge Kit

Screen Example:

1. MODEL/SIZE	2. SIZE	3. CORE MATERIALS/COLORS	4. OPTIONS	5. ACCESSORIES
SCR 2XF	3662	B01	CC, SUP	HGE W

Hinge Example:

1. MODEL/SIZE
HGE U




Snap Panels as space definers, paired with Chase chairs

SNAP PANELS

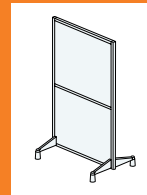


Snap Panels act as the perfect workspace definer. From individual workstations to semi-private offices, Snap Panels fit right in. Looking for a more collaborative space? Snap's got you covered there, too. With a range of aesthetic and performance options, Snap helps you get the most from your space and your budget.

Snap knows how to accessorize, too. Connectors seamlessly link panels together, while transaction counters provide a wide range of applications in ways that meet your budget. No matter what shape your workplace may take now or in the future, Snap delivers the longevity, flexibility and affordability you need.



Connecting Panels



Freestanding Panels



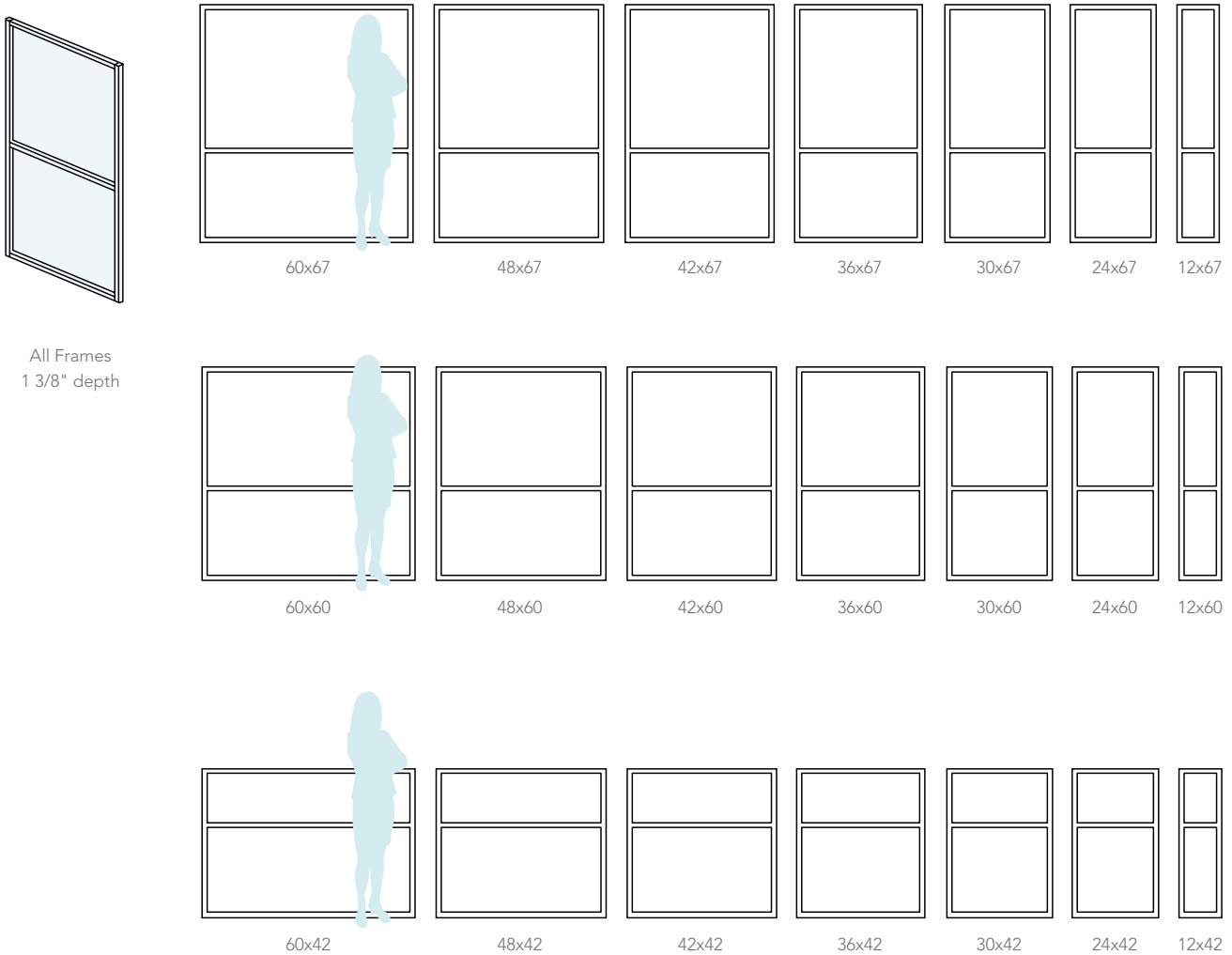
Mobile Panels

SNAP STATEMENT OF LINE	110
-------------------------------------	-----

SNAP PRICE LIST

Panels	114
Connectors	118
Transaction Counters	120
Accessories	122

Connecting Panels



Freestanding Panels

Freestanding panel base adds 3.4" to overall height of panel frame.

Freestanding panel is **not** available in 12" width.

All frames have 1.375" depth.

Freestanding panel base creates an overall depth of 18.7"



Mobile Panels

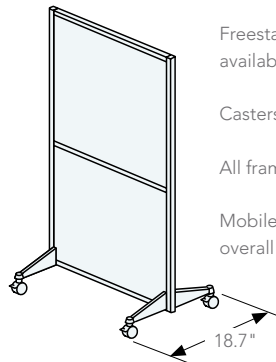
Mobile panel base adds 3.3" to overall height of panel frame.

Freestanding panel is **not** available in 12" width.

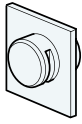
Casters are locking.

All frames have 1.375" depth.

Mobile panel base creates an overall depth of 18.7"

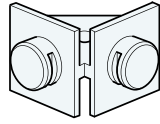


Panel Connectors



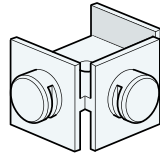
2-Way In-Line Connector Kit

(includes 2 connectors for top and bottom, accomodates varying height connections)



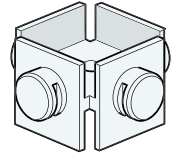
2-Way 90° Connector Kit

(includes 2 connectors for top and bottom, accomodates varying height connections)



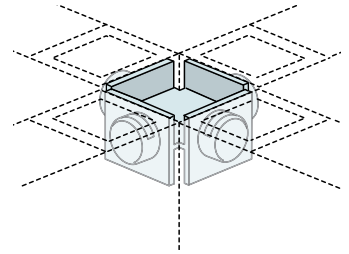
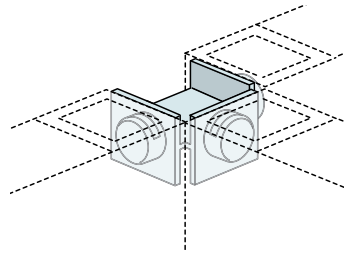
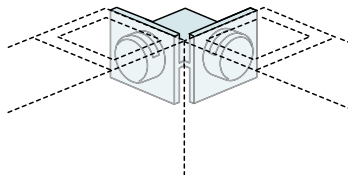
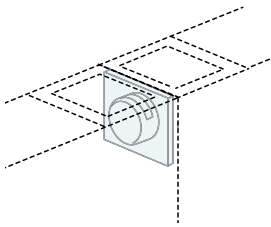
3-Way 90° Connector Kit

(includes 2 connectors for top and bottom, accomodates varying height connections)




4-Way 90° Connector Kit


(includes 2 connectors for top and bottom, accomodates varying height connections)




Corner Posts with Panel Connectors



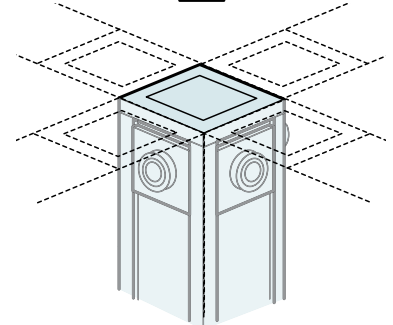
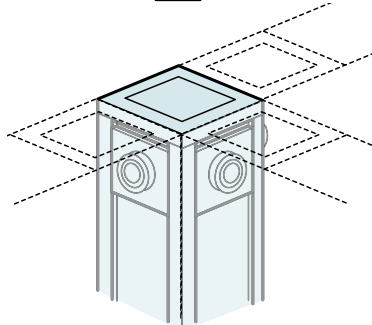
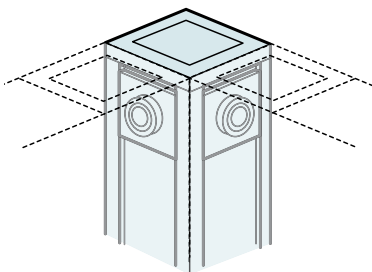
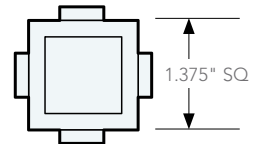
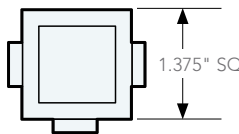
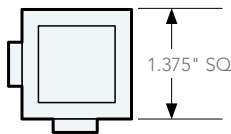
2-Way Corner Post
42", 60" & 67" heights



3-Way Corner Post
42", 60" & 67" heights

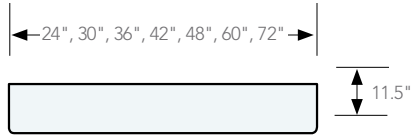
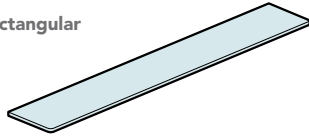


4-Way Corner Post
42", 60" & 67" heights

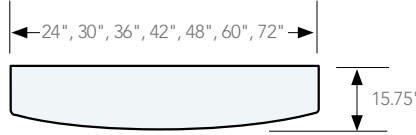
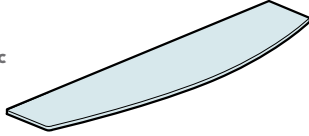


Transaction Counters

Rectangular

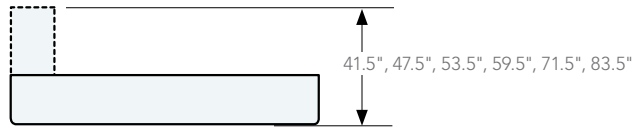
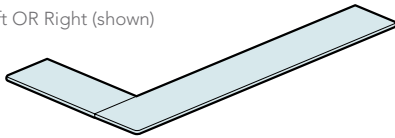


Arc



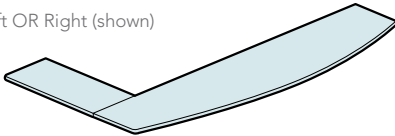
Rectangular-Single Return

Left OR Right (shown)



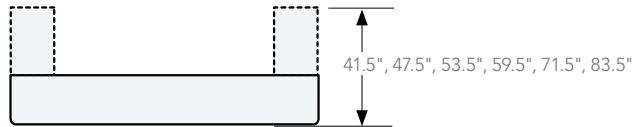
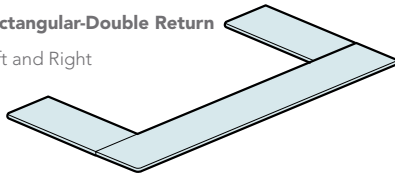
Arc-Single Return

Left OR Right (shown)



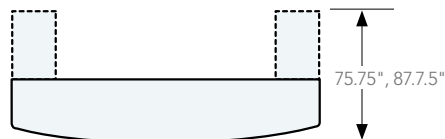
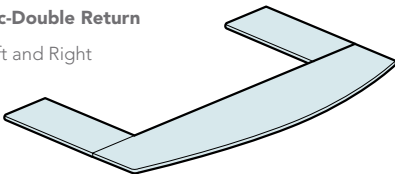
Rectangular-Double Return

Left and Right




Arc-Double Return

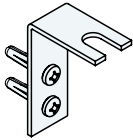
Left and Right



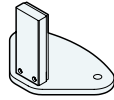
Rectangular Return



Accessories



Wall Mount



Floor Mount
(Floor fasteners not included)



Carpet Grippers
(Insert only)



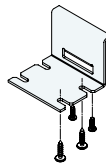
T Foot
(Required every 8 ft. run)

Mounting Accessories



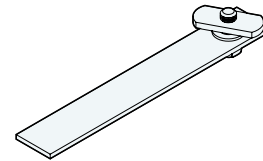
Adhesive Spacers

for use on laminated case goods or tables. Spacer fits between free end of a vertical panel rail and edge of adjacent furniture.



Clamp on Table Bracket

for use on computer tables, training tables, etc. Attaches to the underside of the table and panel at the top of the horizontal rail at 29". Do not use in supporting tops without legs; doing so will damage the panels.



Bottom Rail Mount

for use on laminated case goods. Attaches to the underside of the bottom rail of of in-line panels and secures the panel to the bottom of adjacent modular furniture.

Construction

Snap Panels are constructed from 1 1/8" particle board (for non-tackable fabric, markerboard and laminate specifications). Tackable fabric panels are constructed from softboard with a moisture resistant backer.

- **Laminate:** High-pressure laminate to be specified from izzy+ Flavors collection.
- **Markerboard:** High-pressure laminate in gloss finish.
- **Fabric:** Vertical surface fabric to be specified from izzy+ Flavors collections.
- **Acrylic:** Acrylic is available as both clear and frosted.

Snap Frames are constructed from extruded aluminum.

How to order example:

1. MODEL NUMBER	2. PAINT FINISH	TOP INFILL 3. MATERIAL	BOTTOM 4. INFILL MATERIAL	5. LAMINATE	6. FABRIC	7. ACRYLIC
SNAP4212 C	P06	TF	L	LRC	Flint	NA

1. Model Number

2. Paint Finish

- P06 Silver
- P10 Black

3. Top Infill Material

- TF Tackable Fabric
- L Laminate
- A Acrylic

4. Bottom Infill Material

- NT Non-Tackable Fabric
- L Laminate
- A Acrylic
- O Open Pass-Through

5. Laminate (if laminate is specified)

core group

- LAS black
- LBT dover white
- LDM pearl
- LB4 folkstone
- LDQ platinum
- LCB earth
- LDA citadel
- LDC graphite

classic wood grain

- LTS fusion maple
- LSV monticello maple
- LS2 huntington maple
- LXW wild cherry
- LS4 versailles anigre
- LTW empire mahogany
- LVK montana walnut
- LT6 hemlock

classic pattern

- LRC pewter mesh
- LRP grey mesh
- LPD platinum drops
- LWH white drops
- LNT neutral twill
- LSR sarum twill

evolving wood grain

- LCH cherry riftwood
- LCC smoky brown pear
- LZ7 white ash
- LZ8 weathered ash
- LZ9 natural ash

markerboard

- LDW markerboard

non-standard laminate

Call customer service for a quote. Specify mfg. name and code number, upcharge and extended lead times may apply.

6. Fabric (if fabric is specified)

grade 1
COM/CSM

grade 2

- Momentum Script Feldspar
- Momentum Script Flint
- Momentum Script Nectar
- Momentum Script Sand
- Momentum Script Shadow
- Momentum Script Slate
- Momentum Script Sterling
- Momentum Script Taupe
- Momentum Pact Azure
- Momentum Pact Calla
- Momentum Pact Dragon
- Momentum Pact Eureka
- Momentum Pact Harbour
- Momentum Pact Lime
- Momentum Pact Patina
- Momentum Pact Tanzanite

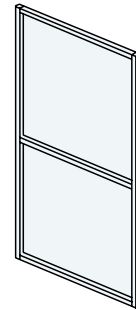
grade 3

- Camira Blazer Lite Angel
- Camira Blazer Lite Aspire
- Camira Blazer Lite Balance
- Camira Blazer Lite Bliss
- Camira Blazer Lite Cuddle
- Camira Blazer Lite Dainty
- Camira Blazer Lite Daydream
- Camira Blazer Lite Graceful
- Camira Blazer Lite Harmony
- Camira Blazer Lite Hope
- Camira Blazer Lite Pastel
- Camira Blazer Lite Pillow
- Camira Blazer Lite Retreat
- Camira Blazer Lite Solace
- Camira Blazer Lite Wish

7. Acrylic (if acrylic is specified)

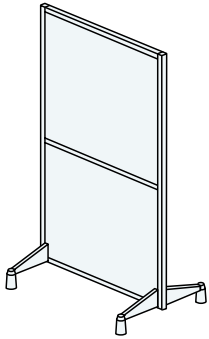
- AF Frosted
- AC Clear

Connecting Panel



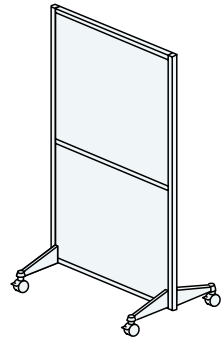
MODEL #	WIDTH	HEIGHT	LIST PRICE	NON-TACKABLE FABRIC LOWER ONLY		TACKABLE FABRIC UPPER ONLY		LAMINATE		MARKERBOARD		ACRYLIC		OPEN PASS-THROUGH
				GRADE 2	GRADE 3	GRADE 2	GRADE 3	LOWER	UPPER	LOWER	UPPER	LOWER	UPPER	LOWER ONLY
SNAP4212 C	12"	42"	\$255	+\$34	+\$35	+\$31	+\$33	+\$15	+\$34	+\$43	+\$41	+\$138	+\$54	+\$0
SNAP4224 C	24"		\$273	+\$78	+\$99	+\$40	+\$52	+\$28	+\$62	+\$96	+\$43	+\$190	+\$79	+\$0
SNAP4230 C	30"		\$284	+\$83	+\$105	+\$43	+\$54	+\$35	+\$77	+\$120	+\$53	+\$252	+\$98	+\$0
SNAP4236 C	36"		\$296	+\$89	+\$112	+\$46	+\$57	+\$40	+\$91	+\$145	+\$64	+\$338	+\$153	+\$0
SNAP4242 C	42"		\$307	+\$135	+\$168	+\$79	+\$101	+\$47	+\$107	+\$173	+\$75	+\$386	+\$163	+\$0
SNAP4248 C	48"		\$316	+\$141	+\$176	+\$81	+\$103	+\$54	+\$123	+\$197	+\$85	+\$455	+\$177	+\$0
SNAP4260 C	60"		\$339	+\$155	+\$194	+\$87	+\$110	+\$66	+\$157	+\$252	+\$106	+\$504	+\$190	+\$0
SNAP6012 C	12"	60"	\$267	+\$34	+\$35	+\$35	+\$36	+\$34	+\$34	+\$99	+\$99	+\$138	+\$138	+\$0
SNAP6024 C	24"		\$307	+\$78	+\$99	+\$85	+\$106	+\$65	+\$62	+\$103	+\$103	+\$190	+\$190	+\$0
SNAP6030 C	30"		\$316	+\$83	+\$105	+\$90	+\$113	+\$81	+\$77	+\$131	+\$131	+\$252	+\$253	+\$0
SNAP6036 C	36"		\$329	+\$89	+\$112	+\$96	+\$120	+\$100	+\$91	+\$158	+\$158	+\$338	+\$375	+\$0
SNAP6042 C	42"		\$339	+\$135	+\$168	+\$142	+\$178	+\$117	+\$107	+\$186	+\$186	+\$386	+\$420	+\$0
SNAP6048 C	48"		\$351	+\$141	+\$176	+\$147	+\$186	+\$134	+\$123	+\$216	+\$216	+\$455	+\$464	+\$0
SNAP6060 C	60"		\$376	+\$155	+\$194	+\$166	+\$210	+\$173	+\$157	+\$274	+\$274	+\$504	+\$507	+\$0
SNAP6712 C	12"	67"	\$284	+\$34	+\$35	+\$43	+\$44	+\$45	+\$34	+\$121	+\$121	+\$138	+\$201	+\$0
SNAP6724 C	24"		\$311	+\$78	+\$99	+\$108	+\$135	+\$79	+\$62	+\$127	+\$127	+\$190	+\$374	+\$0
SNAP6730 C	30"		\$325	+\$83	+\$105	+\$116	+\$144	+\$102	+\$77	+\$161	+\$161	+\$252	+\$407	+\$0
SNAP6736 C	36"		\$337	+\$89	+\$112	+\$123	+\$155	+\$123	+\$91	+\$196	+\$196	+\$338	+\$514	+\$0
SNAP6742 C	42"		\$350	+\$135	+\$168	+\$168	+\$212	+\$144	+\$107	+\$231	+\$231	+\$386	+\$590	+\$0
SNAP6748 C	48"		\$362	+\$141	+\$176	+\$179	+\$223	+\$171	+\$123	+\$270	+\$270	+\$455	+\$659	+\$0
SNAP6760 C	60"		\$384	+\$155	+\$194	+\$195	+\$265	+\$212	+\$157	+\$337	+\$337	+\$504	+\$752	+\$0

Freestanding Panel



MODEL #	WIDTH	HEIGHT	LIST PRICE	NON-TACKABLE FABRIC LOWER ONLY		TACKABLE FABRIC UPPER ONLY		LAMINATE		MARKERBOARD		ACRYLIC		OPEN PASS-THROUGH
				GRADE 2	GRADE 3	GRADE 2	GRADE 3	LOWER	UPPER	LOWER	UPPER	LOWER	UPPER	LOWER ONLY
SNAP4224 F	24"	42"	\$364	+\$78	+\$99	+\$40	+\$52	+\$28	+\$62	+\$96	+\$43	+\$190	+\$79	+\$0
SNAP4230 F	30"		\$376	+\$83	+\$105	+\$43	+\$54	+\$35	+\$77	+\$120	+\$53	+\$252	+\$98	+\$0
SNAP4236 F	36"		\$387	+\$89	+\$112	+\$46	+\$57	+\$40	+\$91	+\$145	+\$64	+\$338	+\$153	+\$0
SNAP4242 F	42"		\$397	+\$135	+\$168	+\$79	+\$101	+\$47	+\$107	+\$173	+\$75	+\$386	+\$163	+\$0
SNAP4248 F	48"		\$407	+\$141	+\$176	+\$81	+\$103	+\$54	+\$123	+\$197	+\$85	+\$455	+\$177	+\$0
SNAP4260 F	60"		\$428	+\$155	+\$194	+\$87	+\$110	+\$66	+\$157	+\$252	+\$106	+\$504	+\$190	+\$0
SNAP6024 F	24"	60"	\$387	+\$78	+\$99	+\$85	+\$106	+\$65	+\$62	+\$103	+\$103	+\$190	+\$190	+\$0
SNAP6030 F	30"		\$398	+\$83	+\$105	+\$90	+\$113	+\$81	+\$77	+\$131	+\$131	+\$252	+\$253	+\$0
SNAP6036 F	36"		\$410	+\$89	+\$112	+\$96	+\$120	+\$100	+\$91	+\$158	+\$158	+\$338	+\$375	+\$0
SNAP6042 F	42"		\$419	+\$135	+\$168	+\$142	+\$178	+\$117	+\$107	+\$186	+\$186	+\$386	+\$420	+\$0
SNAP6048 F	48"		\$431	+\$141	+\$176	+\$147	+\$186	+\$134	+\$123	+\$216	+\$216	+\$455	+\$464	+\$0
SNAP6060 F	60"		\$453	+\$155	+\$194	+\$166	+\$210	+\$173	+\$157	+\$274	+\$274	+\$504	+\$507	+\$0
SNAP6724 F	24"	67"	\$395	+\$78	+\$99	+\$108	+\$135	+\$79	+\$62	+\$127	+\$127	+\$190	+\$374	+\$0
SNAP6730 F	30"		\$407	+\$83	+\$105	+\$116	+\$144	+\$102	+\$77	+\$161	+\$161	+\$252	+\$407	+\$0
SNAP6736 F	36"		\$417	+\$89	+\$112	+\$123	+\$155	+\$123	+\$91	+\$196	+\$196	+\$338	+\$514	+\$0
SNAP6742 F	42"		\$428	+\$135	+\$168	+\$168	+\$212	+\$144	+\$107	+\$231	+\$231	+\$386	+\$590	+\$0
SNAP6748 F	48"		\$440	+\$141	+\$176	+\$179	+\$223	+\$171	+\$123	+\$270	+\$270	+\$455	+\$659	+\$0
SNAP6760 F	60"		\$462	+\$155	+\$194	+\$195	+\$265	+\$212	+\$157	+\$337	+\$337	+\$504	+\$752	+\$0

Mobile Panel



MODEL #	WIDTH	HEIGHT	LIST PRICE	NON-TACKABLE FABRIC LOWER ONLY		TACKABLE FABRIC UPPER ONLY		LAMINATE		MARKERBOARD		ACRYLIC		OPEN PASS- THROUGH
				GRADE 2	GRADE 3	GRADE 2	GRADE 3	LOWER	UPPER	LOWER	UPPER	LOWER	UPPER	LOWER ONLY
SNAP4224 M	24"	42"	\$364	+\$78	+\$99	+\$40	+\$52	+\$28	+\$62	+\$96	+\$43	+\$190	+\$79	+\$0
SNAP4230 M	30"		\$376	+\$83	+\$105	+\$43	+\$54	+\$35	+\$77	+\$120	+\$53	+\$252	+\$98	+\$0
SNAP4236 M	36"		\$387	+\$89	+\$112	+\$46	+\$57	+\$40	+\$91	+\$145	+\$64	+\$338	+\$153	+\$0
SNAP4242 M	42"		\$397	+\$135	+\$168	+\$79	+\$101	+\$47	+\$107	+\$173	+\$75	+\$386	+\$163	+\$0
SNAP4248 M	48"		\$407	+\$141	+\$176	+\$81	+\$103	+\$54	+\$123	+\$197	+\$85	+\$455	+\$177	+\$0
SNAP4260 M	60"		\$428	+\$155	+\$194	+\$87	+\$110	+\$66	+\$157	+\$252	+\$106	+\$504	+\$190	+\$0
SNAP6024 M	24"	60"	\$387	+\$78	+\$99	+\$85	+\$106	+\$65	+\$62	+\$103	+\$103	+\$190	+\$190	+\$0
SNAP6030 M	30"		\$398	+\$83	+\$105	+\$90	+\$113	+\$81	+\$77	+\$131	+\$131	+\$252	+\$253	+\$0
SNAP6036 M	36"		\$410	+\$89	+\$112	+\$96	+\$120	+\$100	+\$91	+\$158	+\$158	+\$338	+\$375	+\$0
SNAP6042 M	42"		\$419	+\$135	+\$168	+\$142	+\$178	+\$117	+\$107	+\$186	+\$186	+\$386	+\$420	+\$0
SNAP6048 M	48"		\$431	+\$141	+\$176	+\$147	+\$186	+\$134	+\$123	+\$216	+\$216	+\$455	+\$464	+\$0
SNAP6060 M	60"		\$453	+\$155	+\$194	+\$166	+\$210	+\$173	+\$157	+\$274	+\$274	+\$504	+\$507	+\$0
SNAP6724 M	24"	67"	\$395	+\$78	+\$99	+\$108	+\$135	+\$79	+\$62	+\$127	+\$127	+\$190	+\$374	+\$0
SNAP6730 M	30"		\$407	+\$83	+\$105	+\$116	+\$144	+\$102	+\$77	+\$161	+\$161	+\$252	+\$407	+\$0
SNAP6736 M	36"		\$417	+\$89	+\$112	+\$123	+\$155	+\$123	+\$91	+\$196	+\$196	+\$338	+\$514	+\$0
SNAP6742 M	42"		\$428	+\$135	+\$168	+\$168	+\$212	+\$144	+\$107	+\$231	+\$231	+\$386	+\$590	+\$0
SNAP6748 M	48"		\$440	+\$141	+\$176	+\$179	+\$223	+\$171	+\$123	+\$270	+\$270	+\$455	+\$659	+\$0
SNAP6760 M	60"		\$462	+\$155	+\$194	+\$195	+\$265	+\$212	+\$157	+\$337	+\$337	+\$504	+\$752	+\$0

How to order example:

1. CONNECTORS

1. PAINT FINISH

SNC 2

P06

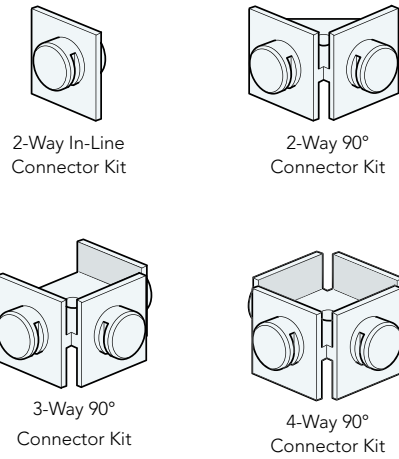
1. Model Number

2. Paint Finish

P06 Silver

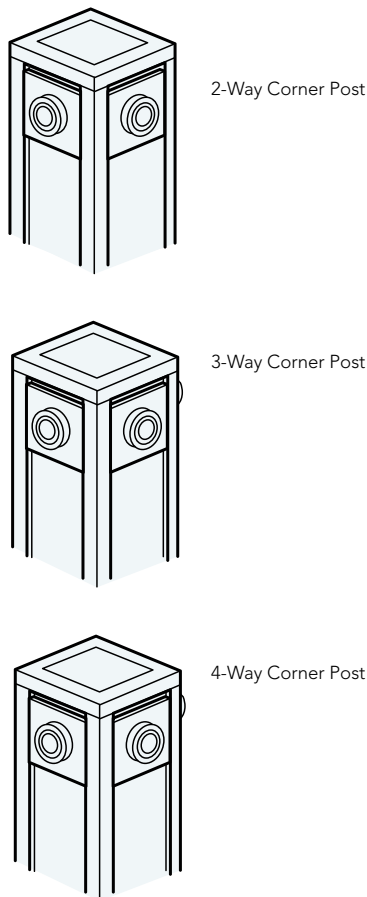
P10 Black

Connectors



MODEL	DESCRIPTION	LIST PRICE
SNC 2	2-Way In-Line Connector Kit	\$7
SNC 290	2-Way 90° Connector Kit	\$9
SNC 390	3-Way 90° Connector Kit	\$14
SNC 490	4-Way 90° Connector Kit	\$18

Corner Posts with Connectors



MODEL	DESCRIPTION	LIST PRICE
SNPOST 2W42	42" H 2-Way Corner Post	\$100
SNPOST 2W60	60" H 2-Way Corner Post	\$113
SNPOST 2W67	67" H 2-Way Corner Post	\$119
SNPOST 3W42	42" H 3-Way Corner Post	\$119
SNPOST 3W60	60" H 3-Way Corner Post	\$134
SNPOST 3W67	67" H 3-Way Corner Post	\$144
SNPOST 4W42	42" H 4-Way Corner Post	\$131
SNPOST 4W60	60" H 4-Way Corner Post	\$151
SNPOST 4W67	67" H 4-Way Corner Post	\$158

How to order example:

1. MODEL NUMBER	2. LAMINATE	3. EDGE COLOR
<input type="text" value="SNTC 72"/>	<input type="text" value="LRC"/>	<input type="text" value="E30"/>

1. Model Number

2. Laminate

3. Edge Color

core group

LAS black
 LBT dover white
 LDM pearl
 LB4 folkstone
 LDQ platinum
 LCB earth
 LDA citadel
 LDC graphite

classic wood grain

LTS fusion maple
 LSV monticello maple
 LS2 huntington maple
 LXW wild cherry
 LS4 versailles anigre
 LTW empire mahogany
 LVK montana walnut
 LT6 hemlock

classic pattern

LRC pewter mesh
 LRP grey mesh
 LPD platinum drops
 LWH white drops
 LNT neutral twill
 LSR sarum twill

evolving wood grain

LCH cherry riftwood
 LCC smoky brown pear
 LZ7 white ash
 LZ8 weathered ash
 LZ9 natural ash

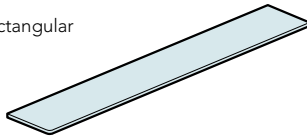
non-standard laminate

Call customer service for a quote.
 Specify mfg. name and code
 number, upcharge and
 extended lead times may apply.

E30 White
 E31 Neutral White
 E33 Folkstone
 E32 Platinum
 E39 Earth
 E38 Brown
 E36 Citadel
 E35 Graphite
 E37 Black
 E34 Satin Silver
 E41 Fusion Maple
 E41 Monticello Maple
 E43 Huntington Maple
 E44 Wild Cherry
 E45 Versailles Anigre
 E40 Empire Mahogany
 E47 Montana Walnut
 E46 Hemlock

Rectangular - No Returns

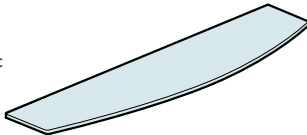
Rectangular



MODEL	DEPTH	WIDTH	HEIGHT	STANDARD WEIGHT	LIST PRICE
SNTC 24	11.5"	24"	1 1/4"	13 lb	\$166
SNTC 30	11.5"	30"	1 1/4"	16 lb	\$177
SNTC 36	11.5"	36"	1 1/4"	18 lb	\$189
SNTC 42	11.5"	42"	1 1/4"	21 lb	\$199
SNTC 48	11.5"	48"	1 1/4"	24 lb	\$211
SNTC 60	11.5"	60"	1 1/4"	29 lb	\$233
SNTC 72	11.5"	72"	1 1/4"	36 lb	\$298

Arc - No Returns

Arc

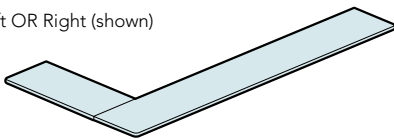


MODEL	DEPTH	WIDTH	HEIGHT	STANDARD WEIGHT	LIST PRICE
SNTC 24	15.75"	24"	1 1/4"	13 lb	\$166
SNTC 30	15.75"	30"	1 1/4"	16 lb	\$177

Rectangular - Singular Return

Rectangular-Single Return

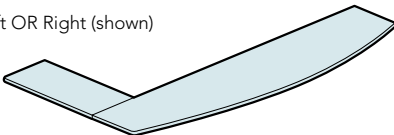
Left OR Right (shown)



MODEL	DEPTH	DEPTH WITH RETURN	WIDTH	HEIGHT	STANDARD WEIGHT	LIST PRICE
SNTCRSR (R/L) 30	11.5"	41.5"	24"	1 1/4"	13 lb	\$166
SNTCRSR (R/L) 36	11.5"	47.5"	30"	1 1/4"	16 lb	\$177
SNTCRSR (R/L) 42	11.5"	53.5"	36"	1 1/4"	18 lb	\$189
SNTCRSR (R/L) 48	11.5"	59.5"	42"	1 1/4"	21 lb	\$199
SNTCRSR (R/L) 60	11.5"	71.5"	48"	1 1/4"	24 lb	\$211
SNTCRSR (R/L) 72	11.5"	83.5"	60"	1 1/4"	29 lb	\$233

Arc-Single Return

Left OR Right (shown)

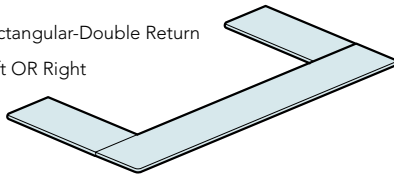


Arc - Singular Return

MODEL	DEPTH	DEPTH WITH RETURN	WIDTH	HEIGHT	STANDARD WEIGHT	LIST PRICE
SNTCRSR (R/L) 60	15.75"	75.75"	66"	1 1/4"	40 lb	\$287
SNTCRSR (R/L) 72	15.75"	87.75"	78"	1 1/4"	49 lb	\$303

Rectangular-Double Return

Left OR Right

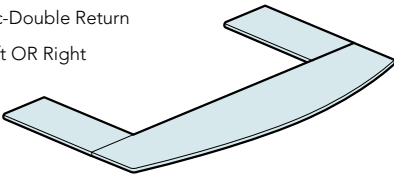


Rectangular - Double Return

MODEL	DEPTH	DEPTH	WIDTH	HEIGHT	STANDARD WEIGHT	LIST PRICE
SNTCRDR 60	11.5"	71.5"	78"	1 1/4"	39 lb	\$301
SNTCRDR 72	11.5"	83.5"	85"	1 1/4"	41 lb	\$285

Arc-Double Return

Left OR Right

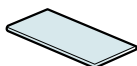


Arc - Double Return

MODEL	DEPTH	DEPTH	WIDTH	HEIGHT	STANDARD WEIGHT	LIST PRICE
SNTCADR 60	15.75"	75.75"	73"	1 1/4"	44 lb	\$299
SNTCADR 72	15.75"	87.75"	85"	1 1/4"	52 lb	\$311

Rectangular Return

Rectangular Return



MODEL	DEPTH	WIDTH	HEIGHT	STANDARD WEIGHT	LIST PRICE
SNTCRET 24	11 1/2"	19"	1 1/4"	11 lb	\$128
SNTCRET 30	11 1/2"	25"	1 1/4"	14 lb	\$139
SNTCRET 36	11 1/2"	31"	1 1/4"	16 lb	\$149
SNTCRET 42	11 1/2"	37"	1 1/4"	19 lb	\$161
SNTCRET 48	11 1/2"	43"	1 1/4"	22 lb	\$172
SNTCRET 60	11 1/2"	55"	1 1/4"	27 lb	\$195

How to order example:

1. ACCESSORY

1. PAINT FINISH

SNC WM

P06

1. Accessories & Mounting Accessories

Wall Mount
SNC WM

Floor Mount
SNC FM
(Floor fasteners not included)

Carpet Grippers
SNC CGLIDE (Insert only)
Pack of 12

T-Foot
SNC TFOOT
(required every 8 ft. run)

Clamp-on Table Bracket
SNC BRACKET

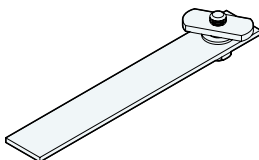
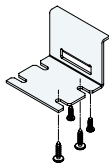
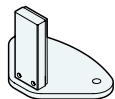
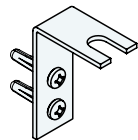
Bottom Rail Mount
SNC STRAP

Adhesive Spacers
SNC BLOCK

2. Paint Finish

P06 Silver
P10 Black

Specify for the Wall Mount, Floor Mount, and T Foot only



PRODUCT DESCRIPTION	WEIGHT	MODEL #	LIST PRICE
wall mount	4 lbs	SNC WM	\$24
floor mount	7 lbs	SNC FM	\$102
carpet grippers	1 lbs	SNC CGLIDE	\$17
T foot	NA	SNC TFOOT	\$52
clamp-on table bracket	NA	SNC BRACKET	\$37
bottom rail mount	NA	SNC STRAP	\$36
adhesive spacers	NA	SNC BLOCK	\$25



HEALTHY SITTING


Seating: Wabi, frame Falcon, base Polished, seat Maharam Medium Clover

SEATING

The epitome of izzy's cool-and-affordable mantra, our seating collection offers everything you'd hope for from a chair. Human-centered comfort is a given; fun colors and great textiles make it even more about you.



Andy



Bailey



Chase



Dotti




Grant




Hannah



Hollie



Neill




Nikko



Tess



Sylvi



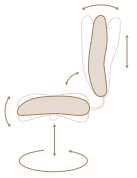
Wabi



ANDY

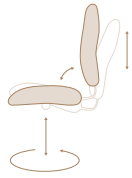
Andy brings out the best of all hardworking task chairs. Friendly and tough, Andy's style makes everyone feel comfortable.

FUNCTIONALITY



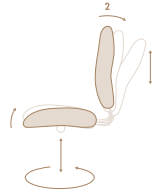
Multi-Function (MU)

- Pneumatic seat height
- Seat and back angle adjustment
- Seat and back tilt as a unit
- Forward seat tilt with lockout
- Tilt tension adjustment
- Touchlift® back height adjustment



Swivel-Tilt (ST)

- Pneumatic seat height
- Seat and back tilt as a unit
- Tilt tension adjustment
- Upright tilt lock
- Touchlift® back height adjustment
- When ordered as a stool, the tilt back function is locked out allowing for height adjustment only



Synchro-Tilt (SY)

- Pneumatic seat height
- Seat and back tilt in a 2:1 synchronous movement
- Multiple position variable tilt lock
- Tilt tension adjustment
- Touchlift back height adjustment

FEATURES & BENEFITS

- Mid back, full back, or high back task or stool, also available in 16" small seat
- Synchro-Tilt, Swivel-Tilt, or Multi-Function control
- Upholstery selection from izzy+ flavors Textile Collection of environmentally-friendly fabrics, polyurethanes, and leathers.
- Customize with a COM or choose from graded-in selections from Momentum Textiles, Maharam, KnollTextiles, Camira and others
- Touchlift® internal back height adjustment
- Upgrades/options
 - black aluminum or polished aluminum base
 - hard surface casters, braking casters or glides
 - upholstered outerback
 - seat slider option for 2" of additional leg support
- 24 hour extended use warranty

STANDARDS

- Meets or exceeds ANSI/BIFMA standards
- SCS Indoor Advantage™ Gold and BIFMA level® 1 certified
- Can meet Cal TB133

How to Order Andy

1. MODEL/SIZE

Standard product includes height/width adjustable arms, non-upholstered outerback, and black nylon base. See product page for model number.

Functionality

- MU** Multi-Function
ST Swivel-Tilt
SY Synchro-Tilt

2. UPHOLSTERY

Grades 1 – 6
 izzy+ flavors Textile Collection

- COM** Grade 1
COL Grade 1

3. OUTERBACK

- XL** Plastic outerback Std
LU Upholstered outerback
 Grade 1 – 2 +\$71
 Grade 3 – 4 +\$164
 Grade 5 – 6 +\$256

4. FIRE BARRIER

- CAL** CAL 133 +\$134
NAL No Fire Barrier —

5. ARMS

- WP01** Height/Width Adjustable Arm Std
XARM Armless -\$123
1964 Fixed T Arm -\$72
LARM Large Loop Arm -\$12

6. CASTER/GLIDE

- GLD** Glides +\$5
DCB Hard Rubber Caster Std
 for use on "soft floors" (carpet)
DHB Soft Rubber Caster —
 for use on "hard floors" (tile)
BKC Hard Rubber Braking Caster +\$15
 for use on soft floors
BKH Soft Rubber Braking Caster +\$15
 for use on hard floors

7. BASE

- NB** Black Nylon (not available with extended use warranty) Std
AB Black Aluminum +\$56
AP Polished Aluminum +\$78

8. SEAT HEIGHT

- (for use with multi-function tilt, swivel tilt and synchro tilt)
ST Standard Height —
 (for use with swivel tilt)
CH Counter Height with Footring +\$85
 (7" travel)
1947 Extended Height with Footring +\$109
 (10" travel)

9. SEAT-DEPTH ADJUSTMENT

- XS** Seat Slider (not available with stool height or swivel tilt chairs) +\$56
NS No Seat Slider —

10. LUMBAR

- LM** Depth-Adjustment Lumbar +\$40
XX No Depth-Adjustment Lumbar —

11. WARRANTY

- 24H** Extended Use Warranty +\$139
 (for use with multi-function tilt only)
STD Standard Warranty —

12. PACKAGING

- KD** Knocked-Down —
SB Set-Up Boxed +\$67

Example:

1. MODEL/SIZE	2. UPHOLSTERY	3. OUTERBACK	4. FIRE BARRIER	5. ARMS	6. CASTER/GLIDE	7. BASE	8. SEAT HEIGHT
AND101MU	MOMENTUM/ORIGIN POPPY	XL	CAL	WP01	DCB	AB	ST
9. SEAT-DEPTH ADJUSTMENT	10. LUMBAR	11. WARRANTY	12. PACKAGING				
XS	LM	STD	KD				

ANDY

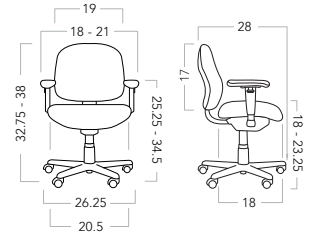
Mid Back



Model Number	Textile Grade 1/COM/COL	2	3	4	5	6
AND101MU Multi-Function	\$568	\$630	\$692	\$753	\$815	\$877
AND101ST Swivel-Tilt	\$529	\$591	\$653	\$714	\$776	\$838
AND101SY Synchro-Tilt	\$591	\$653	\$715	\$776	\$838	\$900

Com Requirements
1 chair / 1.75 yds.
1 chair / 2.25 yds. LU

Shipping Information
KD / 1 per carton
11.33 cu. ft.
48 lbs.
UPS



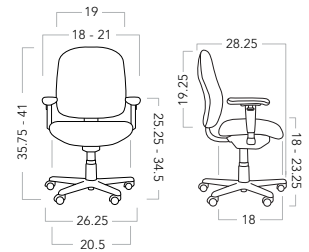
Full Back



Model Number	Textile Grade 1/COM/COL	2	3	4	5	6
AND102MU Multi-Function	\$638	\$700	\$762	\$823	\$885	\$947
AND102ST Swivel-Tilt	\$612	\$674	\$736	\$797	\$859	\$921
AND102SY Synchro-Tilt	\$665	\$727	\$789	\$850	\$912	\$974

Com Requirements
1 chair / 2 yds.
1 chair / 2.5 yds. LU

Shipping Information
KD / 1 per carton
11.33 cu. ft.
50.5 lbs.
UPS



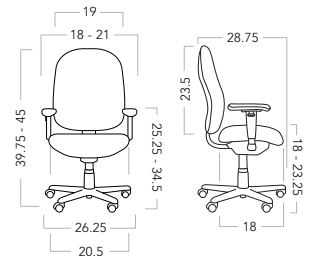
High Back



Model Number	Textile Grade 1/COM/COL	2	3	4	5	6
AND103MU Multi-Function	\$643	\$705	\$767	\$828	\$890	\$952
AND103ST Swivel-Tilt	\$616	\$678	\$740	\$801	\$863	\$925
AND103SY Synchro-Tilt	\$668	\$730	\$792	\$853	\$915	\$977

Com Requirements
1 chair / 2 yds.
1 chair / 2.5 yds. LU

Shipping Information
KD / 1 per carton
11.33 cu. ft.
52.5 lbs.
UPS



ANDY

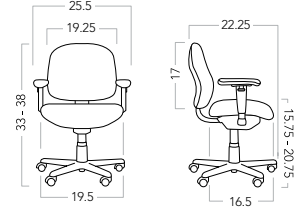
Mid Back 16" Small Seat



Model Number	Textile Grade 1/COM/COL	2	3	4	5	6
AND111MU Multi-Function	\$568	\$630	\$692	\$753	\$815	\$877
AND111ST Swivel-Tilt	\$529	\$591	\$653	\$714	\$776	\$838
AND111SY Synchro-Tilt	\$591	\$653	\$715	\$776	\$838	\$900

Com Requirements
1 chair / 1.75 yds.
1 chair / 2.25 yds. LU

Shipping Information
KD / 1 per carton
11.33 cu. ft.
48 lbs.
UPS



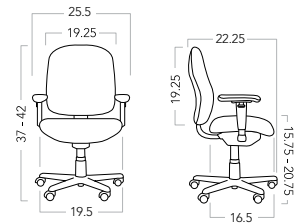
Full Back 16" Small Seat



Model Number	Textile Grade 1/COM/COL	2	3	4	5	6
AND112MU Multi-Function	\$638	\$700	\$762	\$823	\$885	\$947
AND112ST Swivel-Tilt	\$612	\$674	\$736	\$797	\$859	\$921
AND112SY Synchro-Tilt	\$665	\$727	\$789	\$850	\$912	\$974

Com Requirements
1 chair / 2 yds.
1 chair / 2.5 yds. LU

Shipping Information
KD / 1 per carton
11.33 cu. ft.
50.5 lbs.
UPS



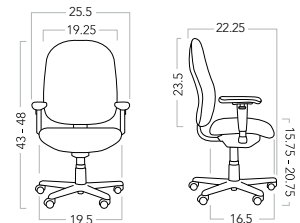
High Back 16" Small Seat



Model Number	Textile Grade 1/COM/COL	2	3	4	5	6
AND113MU Multi-Function	\$643	\$705	\$767	\$828	\$890	\$952
AND113ST Swivel-Tilt	\$616	\$678	\$740	\$801	\$863	\$925
AND113SY Synchro-Tilt	\$668	\$730	\$792	\$853	\$915	\$977

Com Requirements
1 chair / 2 yds.
1 chair / 2.5 yds. LU

Shipping Information
KD / 1 per carton
11.33 cu. ft.
52.5 lbs.
UPS



ANDY HEAVY DUTY

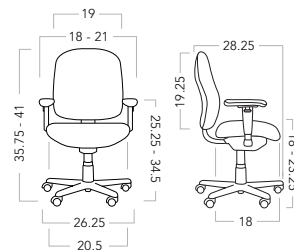
Full Back



Model Number	Textile Grade 1/COM/COL	2	3	4	5	6
AND302MU Multi-Function	\$908	\$970	\$1032	\$1093	\$1155	\$1217

Com Requirements
1 chair / 2 yds.
1 chair / 2.5 yds. LU

Shipping Information
KD / 1 per carton
11.33 cu. ft.
50.5 lbs.
UPS



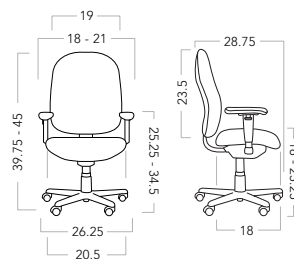
High Back



Model Number	Textile Grade 1/COM/COL	2	3	4	5	6
AND303MU Multi-Function	\$936	\$998	\$1060	\$1121	\$1183	\$1245

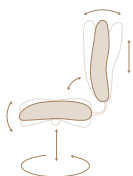
Com Requirements
1 chair / 2 yds.
1 chair / 2.5 yds. LU

Shipping Information
KD / 1 per carton
11.33 cu. ft.
52.5 lbs.
UPS



As a college football lineman, Andy was never afraid of the big boys.

FUNCTIONALITY



- Multi-Function (MU)**
- Pneumatic seat height
 - Seat and back angle adjustment
 - Seat and back tilt as a unit
 - Forward seat tilt with lockout
 - Tilt tension adjustment
 - Touchlift® back height adjustment

FEATURES & BENEFITS

- Full back or high back task
- Multi-Function control
- Upholstery selection from izzy+ flavors Textile Collection of environmentally-friendly fabrics, polyurethanes, and leathers.
- Customize with a COM or choose from graded-in selections from Momentum Textiles, Maharam, KnollTextiles, Camira and others
- Upgrades/options
 - black aluminum or polished aluminum base
 - upholstered outerback
- Warranted up to 350 lbs.

STANDARDS

- Meets or exceeds ANSI/BIFMA standards
- SCS Indoor Advantage™ Gold and BIFMA level® 1 certified
- Can meet Cal TB133

How to Order Andy Heavy Duty

1. MODEL/SIZE Standard product includes height/width adjustable arms and non-upholstered outerback. See product page for model number. Functionality MU Multi-Function	3. OUTERBACK XL Plastic outerback Std LU Upholstered outerback Grade 1 – 2 +\$71 Grade 3 – 4 +\$164 Grade 5 – 6 +\$256	6. CASTER/GLIDE DCB Hard Rubber Caster Std for use on "soft floors" (carpet)
2. UPHOLSTERY Grades 1 – 6 izzy+ flavors Textile Collection COM Grade 1 COL Grade 1	4. FIRE BARRIER CAL CAL 133 +\$134 NAL No Fire Barrier —	7. BASE AB Black Aluminum Std AP Polished Aluminum +\$23
	5. ARMS WP01 Height/Width Adjustable Arm Std 19HD XL Arm Fixed Height +\$342	8. SEAT HEIGHT ST Standard Height (5.5" Travel) HD cylinder
		9. PACKAGING KD Knocked-Down — SB Set-Up Boxed +\$67

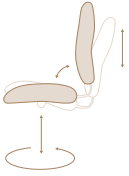
Example:

1. MODEL/SIZE	2. UPHOLSTERY	3. OUTERBACK	4. FIRE BARRIER	5. ARMS	6. CASTER/GLIDE	7. BASE	8. SEAT HEIGHT	9. PACKAGING
AND302MU	MOMENTUM/ORIGIN POPPY	XL	CAL	WP01	DCB	AB	ST	KD

ANDY JURY BASE

Staying at home. One of Andy's favorite things to do.

FUNCTIONALITY



Swivel-Tilt (ST)

- Pneumatic seat height
- Seat and back tilt as a unit
- Tilt tension adjustment
- Upright tilt lock
- Touchlift® back height adjustment

FEATURES & BENEFITS

- Mid back, full back or high back
- Fixed and adjustable base
- Swivel-Tilt control
- Three arm choices
- Upholstery selection from izzy+ flavors Textile Collection of environmentally-friendly fabrics, polyurethanes, and leathers.
- Customize with a COM or choose from graded-in selections from Momentum Textiles, Maharam, KnollTextiles, Camira and others
- Touchlift® internal back height adjustment
- Upgrades/option
 - upholstered outerback

STANDARDS

- Meets or exceeds ANSI/BIFMA standards
- SCS Indoor Advantage™ Gold and BIFMA level® 1 certified
- Can meet Cal TB133

Seating

How to Order Andy Jury Base

1. MODEL/SIZE

Standard product includes height/width adjustable arms and non-upholstered outerback. See product page for model number.

Functionality

ST Swivel-Tilt

2. UPHOLSTERY

Grades 1 – 6
izzy+ flavors Textile Collection

COM Grade 1

COL Grade 1

3. OUTERBACK

XL Plastic outerback Std

LU Upholstered outerback

Grade 1 – 2 +\$71

Grade 3 – 4 +\$164

Grade 5 – 6 +\$256

4. FIRE BARRIER

CAL CAL 133 +\$134

NAL No Fire Barrier —

5. ARMS

WP01 Height/Width Adjustable Arm Std

XARM Armless -\$123

1964 Fixed T Arm -\$72

LARM Large Loop Arm -\$12

6. BASE

4A Jury Base, 45° Limited Rotation with 16.5" Fixed Seat Height +\$363

4B Jury Base, 45° Limited Rotation with 17" Fixed Seat Height +\$363

4C Jury Base, 45° Limited Rotation with 17.5" Fixed Seat Height +\$363

4D Jury Base, 45° Limited Rotation with 18" Fixed Seat Height +\$363

4E Jury Base, 45° Limited Rotation with 18.5" Fixed Seat Height +\$363

9A Jury Base, 90° Limited Rotation with 16.5" Fixed Seat Height +\$363

9B Jury Base, 90° Limited Rotation with 17" Fixed Seat Height +\$363

9C Jury Base, 90° Limited Rotation with 17.5" Fixed Seat Height +\$363

9D Jury Base, 90° Limited Rotation with 18" Fixed Seat Height +\$363

9E Jury Base, 90° Limited Rotation with 18.5" Fixed Seat Height +\$363

J3 Jury Base, 360° Memory Return with Adjustable Seat Height +\$363

7. LUMBAR

LM Depth-Adjustment Lumbar +\$40

XX No Depth-Adjustment Lumbar —

8. PACKAGING

KD Knocked-Down —

SB Set-Up Boxed +\$67

Example:

1. MODEL/SIZE	2. UPHOLSTERY	3. OUTERBACK	4. FIRE BARRIER	5. ARMS	6. BASE	7. LUMBAR	8. PACKAGING
AND201ST	MOMENTUM/ORIGIN POPPY	XL	CAL	WP01	4B	LM	KD

ANDY JURY BASE

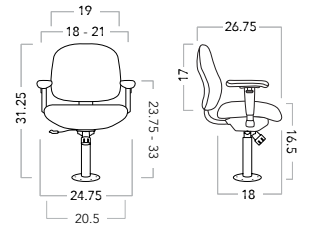
Mid Back



Model Number	Textile Grade 1/COM/COL	2	3	4	5	6
AND201ST Swivel-Tilt	\$588	\$650	\$712	\$773	\$835	\$897

Com Requirements
 1 chair / 1.75 yds.
 1 chair / 2.25 yds. LU

Shipping Information
 KD / 1 per carton
 11.33 cu. ft.
 48 lbs.
 UPS



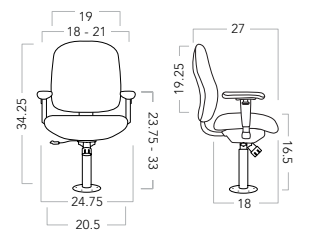
Full Back



Model Number	Textile Grade 1/COM/COL	2	3	4	5	6
AND202ST Swivel-Tilt	\$680	\$742	\$804	\$865	\$927	\$989

Com Requirements
 1 chair / 2 yds.
 1 chair / 2.5 yds. LU

Shipping Information
 KD / 1 per carton
 11.33 cu. ft.
 50.5 lbs.
 UPS



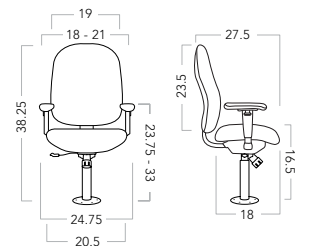
High Back



Model Number	Textile Grade 1/COM/COL	2	3	4	5	6
AND203ST Swivel-Tilt	\$685	\$747	\$809	\$870	\$932	\$994

Com Requirements
 1 chair / 2 yds.
 1 chair / 2.5 yds. LU

Shipping Information
 KD / 1 per carton
 11.33 cu. ft.
 52.5 lbs.
 UPS



Illustrations show dimensions for base option 4A – 16.5" fixed seat height

ANDY GUEST

Lemonade, cookies and a nice place to sit.
Andy knows how to entertain!

FEATURES & BENEFITS

- Sled base
- Upholstery selection from izzy+ flavors Textile Collection of environmentally-friendly fabrics, polyurethanes, and leathers.
- Customize with a COM or choose from graded-in selections from Momentum Textiles, Maharam, KnollTextiles, Camira and others
- Upgrades/options
 - upholstered outerback
 - five frame finishes

STANDARDS

- Meets or exceeds ANSI/BIFMA standards
- SCS Indoor Advantage™ Gold and BIFMA level® 1 certified
- Can meet Cal TB133

How to Order Andy Guest

1. MODEL/SIZE

Standard product includes sled base with arms and non-upholstered outerback. See product page for model number.

2. UPHOLSTERY

Grades 1 – 6
izzy+ flavors Textile Collection
COM Grade 1
COL Grade 1

3. OUTERBACK

XL	Plastic outerback	Std
LU	Upholstered outerback	
	Grade 1 – 2	+\$71
	Grade 3 – 4	+\$164
	Grade 5 – 6	+\$256

4. FIRE BARRIER

CAL	CAL 133	+\$134
NAL	No Fire Barrier	—

5. ARM REST

UC	UPH Armrest CAL 133	—
NA	Non-UPH Armrest	—
UA	UPH Armrest	—

6. BASE/FRAME

P06	Silver
P07	White
P09	Charcoal
P10	Black
P11	Alloy

Example:

1. MODEL/SIZE	2. UPHOLSTERY	3. OUTERBACK	4. FIRE BARRIER	5. ARM REST	6. BASE/FRAME
AND502	MOMENTUM/ORIGIN POPPY	XL	CAL	UA	P06

ANDY GUEST

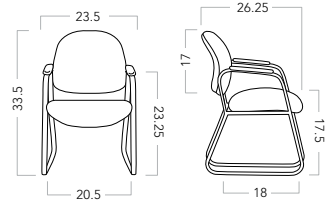
Mid Back
Sled Base



Model Number	Textile Grade	2	3	4	5	6
AND502	1/COM/COL	\$401	\$463	\$525	\$586	\$648

Com Requirements
 1 chair / 1.5 yds.
 1 chair / 2 yds. LU

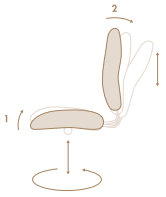
Shipping Information
 KD / 1 per carton
 13.8 cu. ft.
 32 lbs.
 UPS



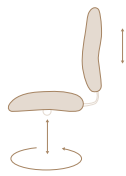
BAILEY

A generous dose of comfort and support at a price you can smile about. Four control options allow you to customize, while an internal back height adjustment is standard.

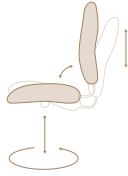
FUNCTIONALITY



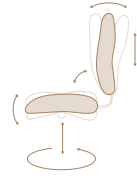
- Synchro-Tilt (SY)**
- Pneumatic seat height
 - Seat and back tilt in a 2:1 synchronous movement
 - Multiple position variable tilt lock
 - Tilt tension adjustment
 - Touchlift back height adjustment



- Simple Task (SP)**
- Pneumatic seat height
 - Touchlift® back height adjustment



- Swivel-Tilt (ST)**
- Pneumatic seat height
 - Seat and back tilt as a unit
 - Tilt tension adjustment
 - Upright tilt lock
 - Touchlift® back height adjustment



- Multi-Function (MU)**
- Pneumatic seat height
 - Seat and back angle adjustment
 - Seat and back tilt as a unit
 - Forward seat tilt with lockout
 - Tilt tension adjustment
 - Touchlift® back height adjustment

FEATURES & BENEFITS

- Full back task or stool
- Synchro-Tilt, Swivel-Tilt, Multi-Function or Simple-Task control
- Upholstery selection from izzy+ flavors Textile Collection of environmentally-friendly fabrics, polyurethanes, and leathers.
- Customize with a COM or choose from graded-in selections from Momentum Textiles, Maharam, KnollTextiles, Camira and others
- Touchlift® internal back height adjustment
- Upgrades/options
 - black aluminum or polished aluminum base
 - hard surface casters, braking casters or glides
 - upholstered outerback
 - seat slider option for 2" of additional leg support
- Limited lifetime warranty
- Named after an extraordinarily cute little girl

STANDARDS

- Meets or exceeds ANSI/BIFMA standards
- SCS Indoor Advantage™ Gold and BIFMA level® 1 certified
- Can meet Cal TB133

The following upholstery options are not approved for use:

- Momentum Silica
- Momentum Silica Leather

Seating

How to Order Bailey

1. MODEL/SIZE

Standard product includes arms, non-upholstered outerback, black nylon base and carpet casters. See product page for model number.

Functionality

- SY** Synchro-Tilt
ST Swivel-Tilt
SP Simple-Task
MU Multi-Function

2. UPHOLSTERY

Grades 1 – 6
 izzy+ flavors Textile Collection
COM Grade 1
COL Grade 1

3. ARMS

- WP01** Height/Width Adj – Std
 Pivoting Soft Pad
HW02 Height/Width Adj – +\$68
 Comfort Pad
 Applies to Above
Width Seat Width + 0 – 4
Height Seat Height + 8 – 11
CARM C Loop –\$61
XARM Armless –\$123

4. BASE TYPE

- NZ** Black Nylon Std
AZ Black Aluminum +\$56
PZ Polished Aluminum +\$78

5. CASTER/GLIDE

- DCB** Black Carpet Caster Std
DHB Black Hard Surface Caster —
BKC Black Braking Carpet Caster +\$15
BKH Black Braking Hard Surface +\$15
GLD Black Glide +\$5

6. AVAILABLE OPTIONS

- LU** Upholstered outerback
 Grade 1 – 2 +\$67
 Grade 3 – 4 +\$155
 Grade 5 – 6 +\$241
CAL Cal TB133 +\$134
XS Seat Slider (not available with stool height chairs) +\$56
 (available only on SY and MU)
CH Counter Height Stool +\$85
 Seat Height +19" – 27.5"
1947 Extended Height Stool +\$109
 Seat Height +23" – 33"
SB Set-Up Boxed +\$67

Example:

1. MODEL/SIZE	2. UPHOLSTERY	3. ARMS	4. BASE TYPE	5. CASTER/GLIDE	6. AVAILABLE OPTIONS
BAI001SY	MOMENTUM/ORIGIN POPPY	WP01	NZ	DCB	XS

BAILEY

Full Back



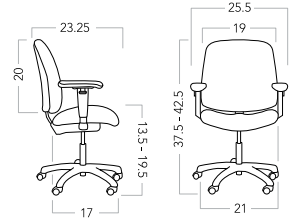
Model Number	Textile Grade 1/COM/COL	2	3	4	5	6
BAI001SY Synchro-Tilt	\$650	\$712	\$774	\$835	\$897	\$959
BAI001ST Swivel-Tilt	\$528	\$590	\$652	\$713	\$775	\$837
BAI001SP Simple-Task	\$472	\$534	\$596	\$657	\$719	\$781
BAI001MU Multi-Function	\$621	\$683	\$745	\$806	\$868	\$930

Com Requirements

1 chair / 1.75 yds.
1 chair / 2.25 yds. LU

Shipping Information

KD / 1 per carton
11.33 cu. ft.
49.5 lbs.
UPS



Full Back Plush Seat



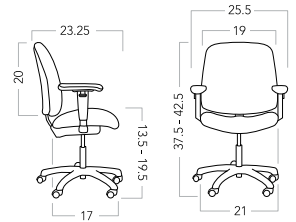
Model Number	Textile Grade 1/COM/COL	2	3	4	5	6
BAI002SY Synchro-Tilt	\$668	\$730	\$792	\$853	\$915	\$977
BAI002ST Swivel-Tilt	\$545	\$607	\$669	\$730	\$792	\$854
BAI002SP Simple-Task	\$491	\$553	\$615	\$676	\$738	\$800
BAI002MU Multi-Function	\$639	\$701	\$763	\$824	\$886	\$948

Com Requirements

1 chair / 1.75 yds.
1 chair / 2.25 yds. LU

Shipping Information

KD / 1 per carton
11.33 cu. ft.
49.5 lbs.
UPS

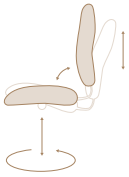


Bailey Full Back, 1947 stool option,
upholstery in Momentum Vox Snap

CHASE

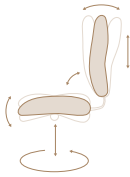
Chase is a modern composition of fluid lines and streamlined performance. Its ergonomic controls and articulating arms let users fine-tune their comfort. Chase is at home in any first or second space application.

FUNCTIONALITY



Swivel-Tilt

- Pneumatic seat height
- Seat and back tilt as a unit
- Tilt tension adjustment
- Upright tilt lock
- Touchlift back height adjustment



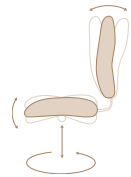
Multi-Function

- Pneumatic seat height
- Seat and back angle adjustment
- Seat and back tilt as a unit
- Forward seat tilt with lockout
- Tilt tension adjustment
- Touchlift back height adjustment



Knee-Tilt

- Pneumatic seat height
- Seat and back tilt as a unit
- Tilt tension adjustment
- Upright tilt lock
- Forward pivot point for less front rise when reclining



Independent Seat/Back

- Pneumatic seat height
- Seat and back adjust independently
- Touchlift back height adjustment
- Available on Chase stool only

FEATURES & BENEFITS

- Full back task and stool models
- Choose mesh back (black or silver), exposed black thermoplastic back, lumbar pad upholstered back or full upholstered back
- Select Swivel-tilt, Multi-function or Knee-tilt functionality on full back task models
- Task stool with Independent Seat/Back angle adjustment in intermediate- or counter-heights
- High-arc black nylon, polished aluminum and jury base options
- Armless, fixed T-arm, height-adjustable T-arm, height/width adjustable T-arm, height/articulating T-arm, height/width articulating T-arm, or conference arm
- Touchlift internal back height adjustment
- Upholstery selection from izzy+ flavors Textile Collection of environmentally-friendly fabrics, polyurethanes, and leathers
- Customize with a COM or choose from graded-in selections from Momentum Textiles, Maharam, KnollTextiles, Camira and others
- Upgrades/options:
 - Memory foam seat
 - Seat slider for 2" of additional leg support

STANDARDS

- Meets or exceeds ANSI/BIFMA standards
- SCS Indoor Advantage™ Gold certified
- Can meet Cal TB133

The following upholstery option is not approved for use:

- Momentum Millennium

How to Order Chase

1. MODEL/SIZE

Standard product includes arms, black nylon base and carpet casters. See product page for model number.

Functionality

Swivel-Tilt
Multi-Function
Knee-Tilt
Independent Seat/Back

2. UPHOLSTERY

Grades 1 – 6
izzy+ flavors Textile Collection

COM Grade 1

COL Grade 1

3. ARMS

WTAM	Height Adjustable Arm	Std
XARM	Armless	-\$156
FTAM	Fixed T Arm	-\$53
WWAM	Height/Width Adjustable Arm	+\$104
YWAM	Height/Articulating Arm	+\$7
YWPM	Height/Width/Articulating Arm	+\$110
CONF	Conference Arm	-\$14

4. BASE TYPE

(for use with Swivel-Tilt, Multi-Function and Knee-Tilt only)

BF	High Arc Nylon Base, Black	Std
AP	Aluminum Base – Polished (not available on Stool models)	+\$108
JB	Jury Base (available on Swivel-Tilt models only)	+\$341

(for use with Independent Seat/Back only)

CH	Counter-Height Stool	\$29
MH	Intermediate-Height Stool	—

5. CASTER/GLIDE

DCB	Black Carpet Caster	Std
DHB	Black Hard Surface Caster	+\$12
NAB	No Caster (Jury base only)	—

6. AVAILABLE OPTIONS

(Task Chairs)

MF	Memory Foam Layer in Seat	+\$28
SS	Seat Slider (available on Multi-Function models only)	+\$98
CA	Cal TB133 (not available with memory foam option)	+\$60
SB	Set-Up Boxed	+\$67

Example:

1. MODEL/SIZE	2. UPHOLSTERY	3. ARMS	4. BASE TYPE	5. CASTER/GLIDE	6. AVAILABLE OPTIONS
CHA1911	MOMENTUM/ORIGIN POPPY	XARM	BF	DCB	MF

CHASE

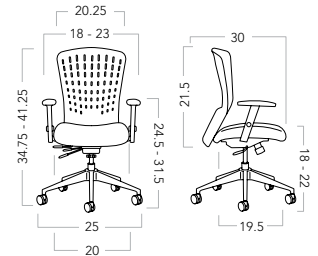
Black Mesh Back



Model Number	Textile Grade 1/COM/COL	2	3	4	5	6
CHA1911 Swivel-Tilt Task	\$741	\$787	\$834	\$880	\$926	\$973
CHA1912 Multi-Function Task	\$897	\$943	\$990	\$1036	\$1082	\$1129
CHA1916 Knee-Tilt Task	\$868	\$914	\$961	\$1007	\$1053	\$1100
CHA1915 Independent Seat/Back Stool	\$928	\$974	\$1021	\$1067	\$1113	\$1160

Com Requirements
1 chair / 1 yds.
1 chair / 1.5 yds. LU

Shipping Information
KD / 1 per carton
11.33 cu. ft.
60 lbs.
UPS



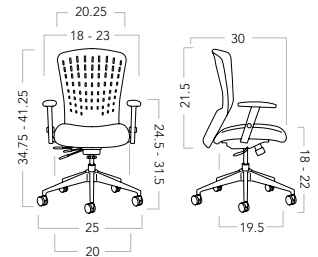
Silver Mesh Back



Model Number	Textile Grade 1/COM/COL	2	3	4	5	6
CHA2111 Swivel-Tilt Task	\$741	\$787	\$834	\$880	\$926	\$973
CHA2112 Multi-Function Task	\$897	\$943	\$990	\$1036	\$1082	\$1129
CHA2116 Knee-Tilt Task	\$868	\$914	\$961	\$1007	\$1053	\$1100
CHA2115 Independent Seat/Back Stool	\$928	\$974	\$1021	\$1067	\$1113	\$1160

Com Requirements
1 chair / 1 yds.
1 chair / 1.5 yds. LU

Shipping Information
KD / 1 per carton
11.33 cu. ft.
60 lbs.
UPS



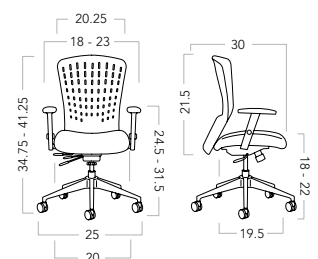
Exposed Back



Model Number	Textile Grade 1/COM/COL	2	3	4	5	6
CHA2211 Swivel-Tilt Task	\$572	\$618	\$665	\$711	\$757	\$804
CHA2212 Multi-Function Task	\$729	\$775	\$822	\$868	\$914	\$961
CHA2216 Knee-Tilt Task	\$702	\$748	\$795	\$841	\$887	\$934
CHA2215 Independent Seat/Back Stool	\$760	\$806	\$853	\$899	\$945	\$992

Com Requirements
1 chair / 1 yds.
1 chair / 1.5 yds. LU

Shipping Information
KD / 1 per carton
11.33 cu. ft.
60 lbs.
UPS



CHASE

Lumbar Pad



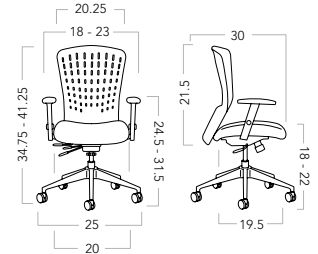
Model Number	Textile Grade 1/COM/COL	2	3	4	5	6
CHA2311 Swivel-Tilt Task	\$629	\$675	\$722	\$768	\$814	\$861
CHA2312 Multi-Function Task	\$785	\$831	\$878	\$924	\$970	\$1017
CHA2316 Knee-Tilt Task	\$759	\$805	\$852	\$898	\$944	\$991
CHA2315 Independent Seat/Back Stool	\$818	\$864	\$911	\$957	\$1003	\$1050

Com Requirements

1 chair / 1 yds.
1 chair / 1.5 yds. LU

Shipping Information

KD / 1 per carton
11.33 cu. ft.
60 lbs.
UPS



Fully Upholstered



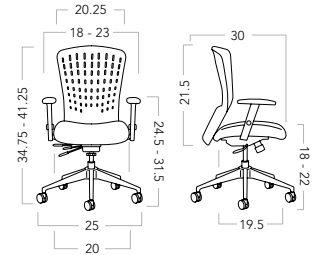
Model Number	Textile Grade 1/COM/COL	2	3	4	5	6
CHA2411 Swivel-Tilt Task	\$686	\$732	\$779	\$825	\$871	\$918
CHA2412 Multi-Function Task	\$841	\$887	\$934	\$980	\$1026	\$1073
CHA2416 Knee-Tilt Task	\$813	\$859	\$906	\$952	\$998	\$1045
CHA2415 Independent Seat/Back Stool	\$873	\$919	\$966	\$1012	\$1058	\$1105

Com Requirements

1 chair / 1 yds.
1 chair / 1.5 yds. LU

Shipping Information

KD / 1 per carton
11.33 cu. ft.
60 lbs.
UPS



CHASE SIDE

With its simple lines and contoured seat, Chase Side pleasantly surprises with the comfort and support traditionally seen in larger, adjustable chairs. Chase's signature exposed thermoplastic back provides back support just where you need it and looks great too!

FEATURES & BENEFITS

- 4-Leg side/stacker or sled side
- Armless or cantilever style arm with black cap
- 1" tubular steel frame in six finishes
- Black thermoplastic back
- Stacking capability – 4 high on 4-Leg version
- Upholstery selection from izzy+ flavors Textile Collection of environmentally-friendly fabrics, polyurethanes, and leathers
- Customize with a COM or choose from graded-in selections from Momentum Textiles, Maharam, KnollTextiles, Camira and others
- Upgrades/Options:
 - Mirror finish
 - Side-to-side ganging
 - Glides
- Limited lifetime warranty

STANDARDS

- Meets or exceeds ANSI/BIFMA standards
- SCS Indoor Advantage™ Gold certified

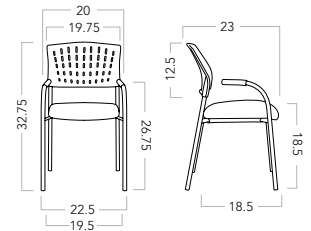
4-Leg Side/Stacker



Model Number	Textile Grade 1/COM/COL	2	3	4	5	6
CHA2234	\$352	\$398	\$445	\$491	\$537	\$584

Com Requirements
1 chair / .78 yds.

Shipping Information
KD / 1 per carton
11.33 cu. ft.
16 lbs.
UPS



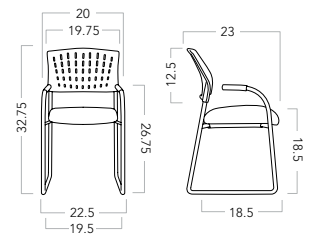
Sled Base



Model Number	Textile Grade 1/COM/COL	2	3	4	5	6
CHA2231	\$370	\$416	\$463	\$509	\$555	\$602

Com Requirements
1 chair / .78 yds.

Shipping Information
KD / 1 per carton
11.33 cu. ft.
20 lbs.
UPS



How to Order Chase Side

1. MODEL/SIZE

Standard product includes no arms and black thermoplastic back. See product page for model number.

2. UPHOLSTERY

Grades 1 – 6
izzy+ flavors Textile Collection.

COM Grade 1

COL Grade 1

3. ARMS

XARM Armless Std
CHRM With Arms +\$36

4. FRAME FINISH

P06 Silver —
P07 White —
P09 Charcoal —
P10 Black —
P11 Alloy —
P54 Mirror +\$50

5. AVAILABLE OPTIONS

(Side Chairs only)

GA 4" Ganger +\$33
G2 6¼" Ganger +\$43
GL Glides (for Sled Base model) +\$26

Example:

1. MODEL/SIZE	2. UPHOLSTERY	3. ARMS	4. FRAME FINISH	5. AVAILABLE OPTIONS
CHA2234	MOMENTUM/ORIGIN POPPY	XARM	P10	GL

DOTTI

Dotti is perfect for flexible, busy settings. Whether a K-12 classroom or a collaborative office, the simple lightweight design and five available heights make Dotti a perfect fit. With a contoured rubber base, Dotti is designed to encourage movement that engages your core (and your focus!) all day long.

FUNCTIONALITY



FEATURES & BENEFITS

- Contoured rubber base provides intuitive rocking "mechanism"
- Embedded grab handles allow Dotti to move with you wherever you go
- At less than 8 lbs, it's easy to carry
- Small footprint maximizes head count
- Five heights to fit K-12 environments, colleges, and workplaces
- Two bleach-cleanable fabric patterns in a multitude of colors; Momentum Beeline and Cover Cloth

STANDARDS

- SCS Indoor Advantage™ Gold certified
- BIFMA level 1™ certified
- Can meet CAL TB133
- Product is CAL TB117 certified
- Tested and warranted for use by persons 300 lbs and under

How to Order Dotti

1. MODEL

Standard product includes 13" high stool
Model number. **DOTTI**

2. STOOL HEIGHT

13 Stool 13"
15 Stool 15"
17 Stool 17"
19 Stool 19"
21 Stool 21"

3. UPHOLSTERY

Grade 2: **Momentum Beeline**

pattern/color

Dune
Forge
Geyser
Parade
Sprout
Sundance
Tidal

Grade 3: **Momentum Cover Cloth**

Bouquet
Cyan
Delft
Flame
Fuchsia
Hickory
Indigo
Jet
Platinum
Sorrel
Taupe
Vesper
Zest

Example:

1. MODEL	2. STOOL HEIGHT	3. UPHOLSTERY	4. CAL TB133
DOTTI	15	Momentum Cover Cloth/Cyan	CA

DOTTI

Stool



Model Number	Height	Textile Grade 2/COM Beeline	3 Cover Cloth
DOTTI	13"	\$290	\$330
	15"	+ \$10	+ \$10
	17"	+ \$20	+ \$20
	19"	+ \$30	+ \$30
	21"	+ \$40	+ \$40

COM Requirements
1-3 stool / .5 yds.

13" Stool



Shipping Information

1 per carton
1.30 cu. ft.
9.00 lbs.
UPS

15" Stool



Shipping Information

1 per carton
1.47 cu. ft.
9.10 lbs.
UPS

17" Stool



Shipping Information

1 per carton
1.65 cu. ft.
9.20 lbs.
UPS

19" Stool



Shipping Information

1 per carton
1.82 cu. ft.
9.30 lbs.
UPS

21" Stool



Shipping Information


1 per carton
2.00 cu. ft.
9.40 lbs.
UPS

GRANT

Grant is an affordable all-purpose task chair, perfect for first or second spaces. The weight-activated synchro-tilt mechanism automatically matches the chair's ride to your body, while three simple levers allow for user customization. With Grant, your everyday routine is about to feel less ordinary.


COLORS

Mesh Back



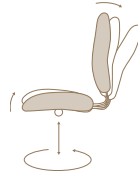
Black (only)

Partially Upholstered Back



Momentum Canter Onyx

FUNCTIONALITY



Weight-Activated Synchro-Tilt

- Pneumatic seat height
- Seat and back tilt in a 4:1 synchronous movement
- Back tilt lock

FEATURES & BENEFITS

- Mid back task chair with mesh or partially upholstered back
- Weight-activated synchro-tilt mechanism allows the chair's tension to adjust with the user
- Three operational levers include pneumatic height adjustment, an integrated seat slider, and back tilt lock
- Adjustable lumbar support
- Back options include black mesh or partially upholstered Grade 2 Momentum Canter Onyx polyurethane
- Black nylon or polished aluminum 5-star base
- Armless, fixed nylon, and 2D height adjustable arm (with a pad that slides forward)
- Upholstery selection from izzy+ flavors Textile Collection of environmentally-friendly fabrics, polyurethanes, and leathers
- Optional headrest creates an executive look

STANDARDS

- Meets or exceeds ANSI/BIFMA standards
- SCS Indoor Advantage™ Gold certified
- BIFMA level 1™ certified
- Can meet CAL TB133
- Product is CAL TB117 certified
- Tested and warranted for single shift use by persons 300 lbs and under

How to Grant

1. MODEL/SIZE

Standard product includes armless, black nylon base and carpet casters. See product page for model number.

Functionality

Weight-Activated Synchro-Tilt

2. SEAT UPHOLSTERY

izzy+flavors Textile Collection Grades 1–6
COM Grade 1
COL Grade 1

3. CAL TB133 (mesh back only)

CX No CAL TB133 —
CA Cal TB133 \$100

4. ARMS

XA Armless —
FA Fixed Nylon Arm \$90
2D 2D Height Adjustable Arm \$150

5. BASE

NB Nylon Base, Black —
AB Aluminum Base, Polished \$60

6. CASTER

HR Caster for soft surfaces (black only) —
SR Caster for hard surfaces (black only) —

7. AVAILABLE OPTIONS

(Mesh Back)
HM Headrest - Mesh (same as back) +\$100
 (Partially Upholstered Back)
HU Headrest - Momentum Canter Onyx +\$150

8. PACKAGING

KD Knocked-Down Boxed —
SB Set-Up Boxed \$120

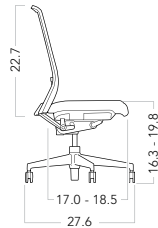
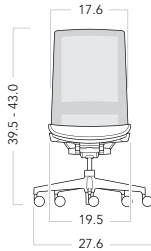
Example:

1. MODEL/SIZE 2. SEAT UPHOLSTERY 3. CAL TB133 4. ARMS 5. BASE 6. CASTER 7. OPTIONS 8. PACKAGING
 GRANT001 MOMENTUM/ORIGIN POPPY CA 2D AB HR HM KD

GRANT

Mid Back Task, Mesh, Armless

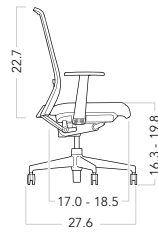
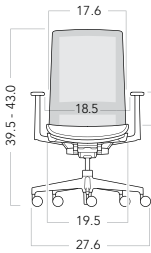
Model Number	Textile Grade 1/COM/COL	2	3	4	5	6
GRANT001	\$660	\$700	\$740	\$780	\$820	\$860



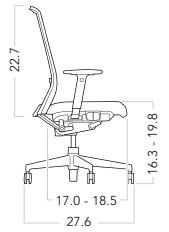
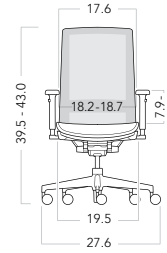
COM Requirements
1 chair / .75 yds.

Shipping Information
KD / 1 per carton
7.00 cu. ft.
35 lbs.
UPS

Mid Back Task, Mesh, Fixed Arms

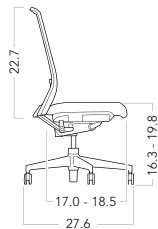
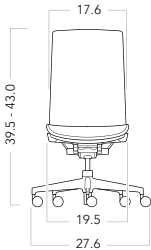


Mid Back Task, Mesh, 2D Height Adjustable Arms



Mid Back Task, Partially Upholstered, Armless

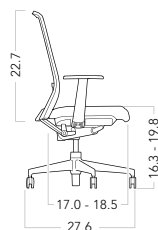
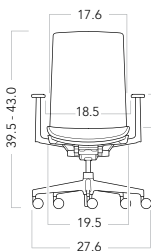
Model Number	Textile Grade 1/COM/COL	2	3	4	5	6
GRANT002	\$710	\$750	\$790	\$830	\$870	\$910



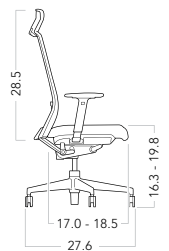
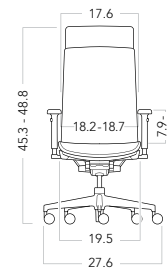
COM Requirements
1 chair / .75 yds.

Shipping Information
KD / 1 per carton
7.00 cu. ft.
35 lbs.
UPS

Mid Back Task, Partially Upholstered, Fixed Arms



Mid Back Task, Partially Upholstered, 2D Height Adjustable Arms

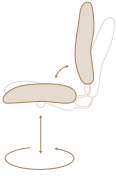


HANNAH

The durable, practical, stackable, comfortable everything chair. Design that centers on how people sit and work sets Hannah apart, as does its fun spirit and 15 delicious colors. Specify the chair with casters, and you're really ready to roll.

Designers: Dennis Foley,
Jeffrey Gershune, and Chuck Saylor

FUNCTIONALITY



Swivel-Tilt (ST)

- Pneumatic seat height
- Seat and back tilt as a unit
- Tilt tension adjustment
- Upright tilt lock

FEATURES & BENEFITS

- Stacker, chair on casters, counter height stool and bar height stool, swivel-tilt task
- Sit sideways, and the rolled waterfall design allows back to serve double-duty as an armrest
- Thermoplastic seat and back in 7 Classic and 8 Evolving colors
- Six great frame finishes
- Stacks 16 on cart, 10 on floor
- Limited lifetime warranty
- Named after an extraordinarily cute little girl

STANDARDS

- Meets or exceeds ANSI/BIFMA standards
- SCS Indoor Advantage™ Gold and BIFMA level® 1 certified

The following upholstery options are not approved for stacking applications

- Ultrafabrics Promessa
- Momentum Canter
- Momentum Silica
- Momentum Velocity
- Momentum Oath
- Mayer Silverweave
- Ultrafabrics Helix
- Ultrafabrics Brisa
- Momentum Silica Leather



How to Order Hannah

<p>1. MODEL/SIZE See product page for model number.</p> <p>2. UPHOLSTERY Grades 1 – 6 izzy+ flavors Textile Collection</p> <p>COM Grade 1 COL Grade 1</p>	<p>3. THERMOPLASTIC COLORS</p> <p>Classic</p> <p>T11 Swan T12 Raven T13 Blue Heron T14 Jay T15 Falcon T16 Dove T17 Woodpecker Red</p> <p>Evolving</p> <p>T18 Purple Martin T19 Peacock T20 Macaw Blue T21 Goldfinch T22 Parakeet T23 Oriole T24 Cardinal T25 Flamingo</p>	<p>4. BASE COLOR (TASK ONLY)</p> <p>NZ Black Nylon Std AZ Black Aluminum +\$56 SA Silver Aluminum +\$56</p> <p>FRAME FINISH</p> <p>P06 Silver P07 White P09 Charcoal P10 Black P11 Alloy</p> <p>5. CASTER (TASK ONLY)</p> <p>DCB Black Carpet Caster Std DHB Black Hard Surface Caster — GLD Glide* +\$25</p> <p>6. AVAILABLE OPTIONS</p> <p>SB Set-Up Boxed (TASK ONLY) +\$67 1947 Extended Height Stool +\$109 Seat Height +23" – 33"</p>
---	--	--

*Black glides standard on black frame.
Gray glides standard on other frame colors

Stacker Example:

1. MODEL/SIZE	2. UPHOLSTERY	3. THERMOPLASTIC COLOR	4. BASE COLOR	5. CASTER/GLIDE	6. AVAILABLE OPTIONS
HAN001U	MOMENTUM/ORIGIN POPPY	T13	P06	—	—

Task Example:

1. MODEL/SIZE	1. MODEL/SIZE	2. THERMOPLASTIC COLOR	3. BASE COLOR	4. CASTER/GLIDE	5. AVAILABLE OPTIONS
HAN107U	MOMENTUM/ORIGIN POPPY	T13	SA	DCB	SB

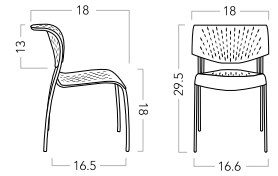
HANNAH

Stacker, Armless



Model Number	Thermoplastic
HAN001	\$230
Armless	

Shipping Information
 Set up
 9.23 cu. ft. (up to 2/ctn)
 12.4 cu. ft. (3-4/ctn)
 18 lbs. each
 78.5 lbs. packed with 4
 UPS (up to 2/ctn only)



Stacker, Armless, Upholstered Seat*

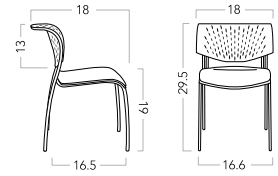


Model Number	Textile Grade	2	3	4	5	6	
HAN001U	1/COM/COL	\$303	\$349	\$396	\$442	\$488	\$535

* See page 144 for stackability exceptions

Com Requirements
 1 chair / 1 yd.

Shipping Information
 Set up
 9.23 cu. ft. (up to 2/ctn)
 12.4 cu. ft. (3-4/ctn)
 20 lbs. each
 86 lbs. packed with 4
 UPS (up to 2/ctn only)

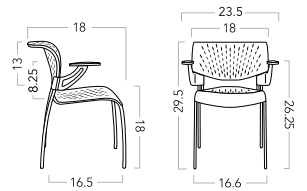


4 Leg, Arms



Model Number	Thermoplastic
HAN101	\$322
Arms	

Shipping Information
 Set up / 1 per carton
 13.8 cu.ft.
 23.5 lbs.



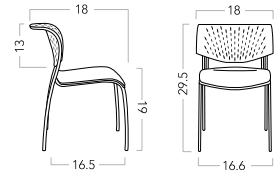
4 Leg, Arms, Upholstered Seat



Model Number	Textile Grade	2	3	4	5	6	
HAN101U	1/COM/COL	\$396	\$442	\$489	\$535	\$581	\$628

Com Requirements
 1 chair / 1 yd.

Shipping Information
 Set up
 13.8 cu.ft.
 25.5 lbs.



HANNAH

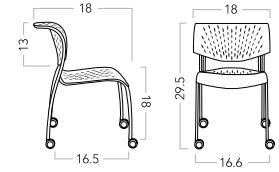
4 Leg, Casters & Armless



Model Number
HAN005
Armless

Thermoplastic
\$280

Shipping Information
Set up
9.23 cu. ft. (up to 2/ctn)
12.4 cu. ft. (3-4/ctn)
18 lbs. each
78.5 lbs. packed with 4
UPS (up to 2/ctn only)



4 Leg, Casters, Armless, Upholstered Seat*



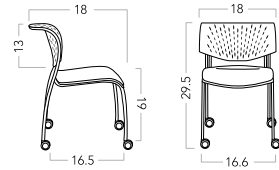
Model Number
HAN005U

Textile Grade 1/COM/COL	2	3	4	5	6
	\$400	\$447	\$493	\$539	\$586

* See page 144 for stackability exceptions

Com Requirements
1 chair / 1 yd.

Shipping Information
Set up
9.23 cu. ft. (up to 2/ctn)
12.4 cu. ft. (3-4/ctn)
20 lbs. each
86 lbs. packed with 4
UPS (up to 2/ctn only)



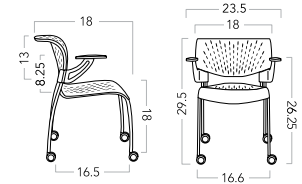
4 Leg, Casters, Arms



Model Number
HAN105
Arms

Thermoplastic
\$373

Shipping Information
Set up / 1 per carton
13.8 cu.ft.
23.5 lbs.



4 Leg, Casters, Arms, Upholstered Seat

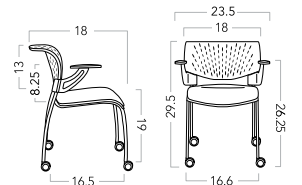


Model Number
HAN105U

Textile Grade 1/COM/COL	2	3	4	5	6
	\$446	\$492	\$539	\$585	\$678

Com Requirements
1 chair / 1 yd.

Shipping Information
Set up / 1 per carton
13.8 cu.ft.
25.5 lbs.



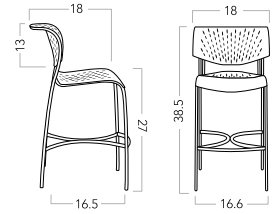
HANNAH

Counter Height Stool, Armless



Model Number	Thermoplastic
HAN002	\$422
Armless	

Shipping Information
 Set up / 1 per carton
 14.6 cu. ft.
 27 lbs.



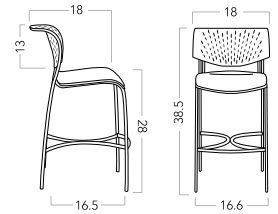
Counter Height Stool, Armless, Upholstered Seat



Model Number	Textile Grade	2	3	4	5	6
HAN002U	1/COM/COL	\$496	\$542	\$589	\$635	\$728

Com Requirements
 1 chair / 1 yd.

Shipping Information
 Set up / 1 per carton
 14.6 cu. ft.
 29 lbs.

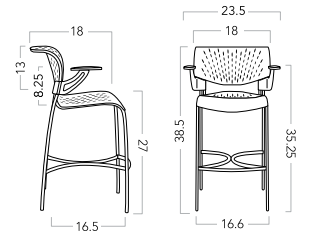


Counter Height Stool, Arms



Model Number	Thermoplastic
HAN102	\$513
Arms	

Shipping Information
 Set up / 1 per carton
 11.3 cu. ft.
 30 lbs.



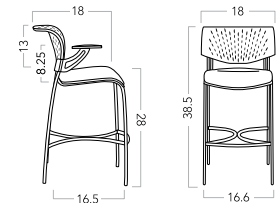
Counter Height Stool, Arms, Upholstered Seat



Model Number	Textile Grade	2	3	4	5	6
HAN102U	1/COM/COL	\$587	\$633	\$680	\$726	\$819

Com Requirements
 1 chair / 1 yd.

Shipping Information
 Set up / 1 per carton
 11.3 cu. ft.
 32 lbs.



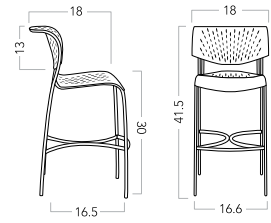
HANNAH

Bar Height Stool, Armless



Model Number	Thermoplastic
HAN006	\$439
Armless	

Shipping Information
 Set up / 1 per carton
 15.4 cu. ft.
 32 lbs.



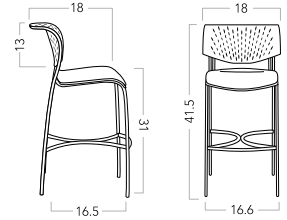
Bar Height Stool, Armless, Upholstered Seat



Model Number	Textile Grade	2	3	4	5	6	
HAN006U	1/COM/COL	\$512	\$558	\$605	\$651	\$697	\$744

Com Requirements
 1 chair / 1 yd.

Shipping Information
 Set up / 1 per carton
 15.4 cu. ft.
 34 lbs.

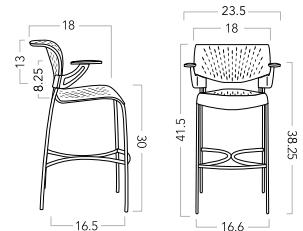


Bar Height Stool, Arms



Model Number	Thermoplastic
HAN106	\$531
Arms	

Shipping Information
 Set up / 1 per carton
 21 cu. ft.
 34 lbs.



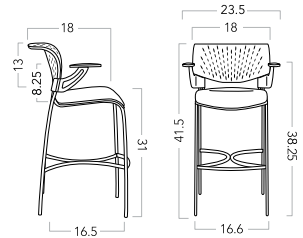
Bar Height Stool, Arms, Upholstered Seat



Model Number	Textile Grade	2	3	4	5	6	
HAN106U	1/COM/COL	\$605	\$651	\$698	\$744	\$790	\$837

Com Requirements
 1 chair / 1 yd.

Shipping Information
 Set up / 1 per carton
 21 cu. ft.
 36 lbs.



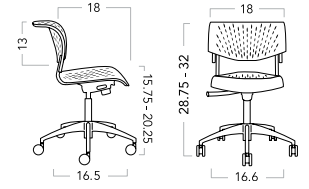
HANNAH

Swivel-tilt Task, Armless



Model Number	Thermoplastic
HAN007	\$466
Armless	

Shipping Information
 KD / 1 per carton
 11.33 cu ft
 38 lbs.
 UPS



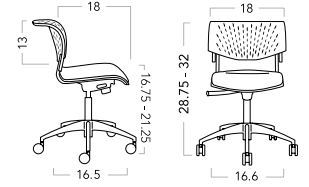
Swivel-tilt Task, Armless, Upholstered Seat



Model Number	Textile Grade	2	3	4	5	6	
HAN007U	1/COM/COL	\$540	\$586	\$633	\$679	\$725	\$772

Com Requirements
 1 chair / 1 yd.

Shipping Information
 KD / 1 per carton
 11.33 cu ft
 40 lbs.
 UPS

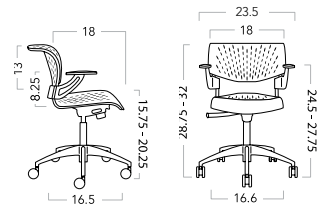


Swivel-tilt Task, Arms



Model Number	Thermoplastic
HAN107	\$561
Arms	

Shipping Information
 KD / 1 per carton
 11.33 cu ft
 42 lbs.
 UPS



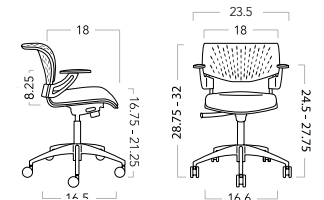
Swivel-tilt Task, Arms, Upholstered Seat



Model Number	Textile Grade	2	3	4	5	6	
HAN107U	1/COM/COL	\$634	\$680	\$727	\$773	\$819	\$866

Com Requirements
 1 chair / 1 yd.

Shipping Information
 KD / 1 per carton
 11.33 cu ft
 44 lbs.
 UPS



HANNAH

Upholstered Seat Only*



Model Number	Textile Grade 1/COM/COL	2	3	4	5	6
HAN600	\$74	\$120	\$167	\$213	\$259	\$306

* Soften your sit on existing Hannah installations with an upholstered seat pad.

Com Requirements
1 chair / 1 yd.

Shipping Information
.63 cu. ft.
2 lbs.

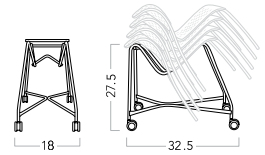


Accessories

Model Number	Product	List Price
HAN003	Cart	\$390
HAN004	Ganging Clips	\$210/box

- Stacks 16 on cart
- Box includes 25 ganging clips
- Ganging clips for armless version only

Shipping Information for Cart
Set up / 1 per carton
17.07 cu. ft. (1/ctn)
21.5 lbs.



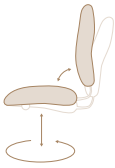


HOLLIE

Comfortable and cool from the beginning of the meeting to the end. Meetings become a more appealing pastime when collaborators are sitting comfortably in this conference chair. Our executive high back models bring together good design and a great sit. The ballistic nylon outerback shell and belt paired with a fabric seat and back create a cool looking two-tone design. Hollie models are standard with ballistic nylon. Also available in a belt/fabric and all fabric version.

Designer: Chuck Saylor

FUNCTIONALITY



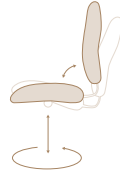
Knee-Tilt (KN)

- Pneumatic seat height
- Seat and back tilt as a unit
- Tilt tension adjustment
- Upright tilt lock
- Forward pivot point for less front rise when reclining



Conference-Swivel (CS)

- Pneumatic seat height
- 360° swivel



Swivel-Tilt (ST)

- Pneumatic seat height
- Seat and back tilt as a unit
- Tilt tension adjustment
- Upright tilt lock

FEATURES & BENEFITS

- Full back and high back
- Three upholstery styles:
 - Outerback and belt in black ballistic nylon
 - Outerback in black ballistic nylon
 - Outerback and belt in upholstery of choice
- Knee-Tilt, Swivel-Tilt or Conference-Swivel control options
- Upholstery selection from izzy+ flavors Textile Collection of environmentally-friendly fabrics, polyurethanes, and leathers
- Customize with a COM or choose from graded-in selections from Momentum Textiles, Maharam, KnollTextiles, Camira and others
- Upgrades/options
 - black aluminum or polished aluminum high profile base
 - oversized hard surface casters
- Limited lifetime warranty
- Named after an extraordinarily cute little girl

STANDARDS

- Meets or exceeds ANSI/BIFMA standards
- SCS Indoor Advantage™ Gold and BIFMA level® 1 certified

How to Order Hollie

1. MODEL/SIZE

Standard product includes C loop arms, high profile black nylon base and oversized carpet casters. See product pages for model number.

Functionality

KN Knee-Tilt
ST Swivel-Tilt
CS Conference-Swivel

2. UPHOLSTERY

Grades 1 – 6
 izzy+ flavors Textile Collection
COM Grade 1
COL Grade 1

3. ARM

CARM C Loop Arm Std
XARM Armless -\$61

4. BASE TYPE

HN High Profile Black Nylon Std
HA High Profile Black Aluminum +\$68
HP High Profile Polished Aluminum +\$124

5. CASTER/GLIDE

OBC Black Oversized Carpet Caster Std
OBH Black Oversized Hard Surface Caster —

6. AVAILABLE OPTIONS

CAL Cal TB133 +\$67
SB Set-Up Boxed +\$67

Example:

1. MODEL/SIZE	2. UPHOLSTERY	3. ARMS	4. BASE TYPE	5. CASTER/GLIDE	6. AVAILABLE OPTIONS
HOL003KN	MOMENTUM/ORIGIN POPPY	CARM	HP	OBH	SB

HOLLIE

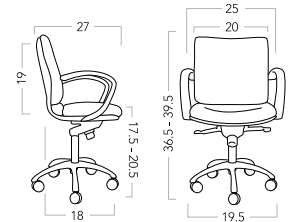
Full Back



Model Number	Textile Grade 1/COM/COL	2	3	4	5	6
HOL001KN Knee-Tilt	\$792	\$838	\$885	\$931	\$977	\$1024
HOL001ST Swivel-Tilt	\$709	\$755	\$802	\$848	\$894	\$941
HOL001CS Conference-Swivel	\$649	\$695	\$742	\$788	\$834	\$881

Black ballistic nylon outerback and belt
Back and seat upholstery choice

Com Requirements
1 chair / 1.5 yds.
Shipping Information
KD / 1 per carton
11.33 cu. ft.
45 lbs.
UPS



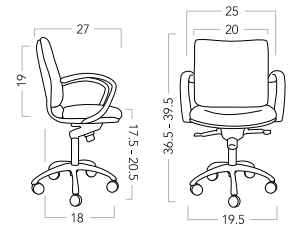
Full Back



Model Number	Textile Grade 1/COM/COL	2	3	4	5	6
HOL002KN Knee-Tilt	\$770	\$816	\$863	\$909	\$955	\$1002
HOL002ST Swivel-Tilt	\$688	\$734	\$781	\$827	\$873	\$920
HOL002CS Conference-Swivel	\$632	\$678	\$725	\$771	\$817	\$864

Black ballistic nylon outerback
Belt, seat and back upholstery choice

Com Requirements
1 chair / 1.5 yds.
Shipping Information
KD / 1 per carton
11.33 cu. ft.
45 lbs.
UPS



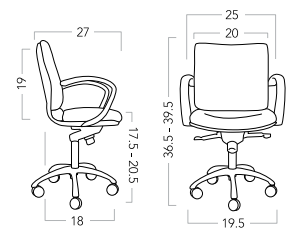
Full Back



Model Number	Textile Grade 1/COM/COL	2	3	4	5	6
HOL003KN Knee-Tilt	\$894	\$971	\$1049	\$1126	\$1203	\$1280
HOL003ST Swivel-Tilt	\$790	\$867	\$945	\$1022	\$1099	\$1176
HOL003CS Conference-Swivel	\$719	\$796	\$874	\$951	\$1028	\$1105

Outerback, belt, seat and back upholstery choice

Com Requirements
1 chair / 2.25 yds.
Shipping Information
KD / 1 per carton
11.33 cu. ft.
45 lbs.
UPS



HOLLIE

High Back

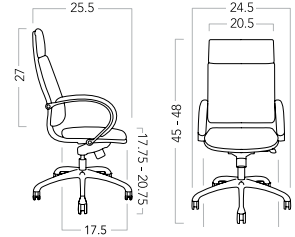


Model Number	Textile Grade 1/COM/COL	2	3	4	5	6
HOL004KN Knee-Tilt	\$916	\$978	\$1040	\$1101	\$1163	\$1225
HOL004ST Swivel-Tilt	\$835	\$897	\$959	\$1020	\$1082	\$1144
HOL004CS Conference-Swivel	\$778	\$840	\$902	\$963	\$1025	\$1087

Black ballistic nylon outerback and belt
Back and seat upholstery choice

Com Requirements
1 chair / 2 yds.

Shipping Information
Set up / 1 per carton
21 cu. ft.
49 lbs.
UPS



Seating

High Back

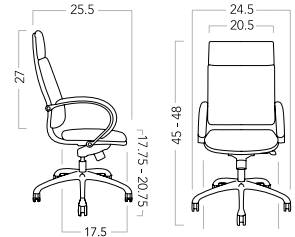


Model Number	Textile Grade 1/COM/COL	2	3	4	5	6
HOL005KN Knee-Tilt	\$916	\$978	\$1040	\$1101	\$1163	\$1225
HOL005ST Swivel-Tilt	\$835	\$897	\$959	\$1020	\$1082	\$1144
HOL005CS Conference-Swivel	\$778	\$840	\$902	\$963	\$1025	\$1087

Black ballistic nylon outerback
Belt, seat and back upholstery choice

Com Requirements
1 chair / 2 yds.

Shipping Information
Set up / 1 per carton
21 cu. ft.
49 lbs.
UPS



High Back

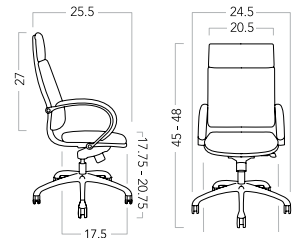


Model Number	Textile Grade 1/COM/COL	2	3	4	5	6
HOL006KN Knee-Tilt	\$1012	\$1105	\$1197	\$1290	\$1383	\$1476
HOL006ST Swivel-Tilt	\$916	\$1009	\$1101	\$1194	\$1287	\$1380
HOL006CS Conference-Swivel	\$849	\$942	\$1034	\$1127	\$1220	\$1313

Outerback, belt, seat and back upholstery choice

Com Requirements
1 chair / 3 yds.

Shipping Information
Set up / 1 per carton
21 cu. ft.
49 lbs.
UPS

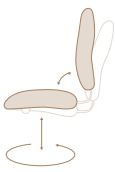




Takes the pressure off. A rocking motion and low-rise front ease the pressure off your legs. Choose the tailored version for a clean look or the cozy option for a softer feel.

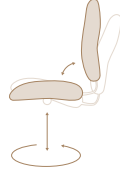
Designers: Zoey Chu and Ron Watson

FUNCTIONALITY



Knee-Tilt (KN)

- Pneumatic seat height
- Seat and back tilt as a unit
- Tilt tension adjustment
- Upright tilt lock
- Forward pivot point for less front rise when reclining



Swivel-Tilt (ST)

- Pneumatic seat height
- Seat and back tilt as a unit
- Tilt tension adjustment
- Upright tilt lock



Conference-Swivel (CS)

- Pneumatic seat height
- 360° swivel

FEATURES & BENEFITS

- Full back or high back
- Knee-Tilt, Swivel-Tilt or Conference-Swivel control
- Upholstery selection from izzy+ flavors Textile Collection of environmentally-friendly fabrics, polyurethanes, and leathers
- Customize with a COM or choose from graded-in selections from Momentum Textiles, Maharam, KnollTextiles, Camira and others
- Upgrades/options
 - black aluminum or polished aluminum base
 - hard surface casters, braking casters or glides
 - upholstered outerback
- Limited lifetime warranty
- Named after an extraordinarily cute little boy

STANDARDS

- Meets or exceeds ANSI/BIFMA standards
- SCS Indoor Advantage™ Gold and BIFMA level® 1 certified

The following upholstery options are not approved for use:

- Momentum Silica
- Momentum Silica Leather

How to Order Neill

1. MODEL/SIZE

Standard product includes loop arms, non-upholstered outerback, black nylon base and carpet casters. See product page for model number.

Functionality

- KN** Knee-Tilt
- ST** Swivel-Tilt
- CS** Conference-Swivel

2. UPHOLSTERY

Grades 1 – 6
 izzy+ flavors Textile Collection
COM Grade 1
COL Grade 1

3. ARMS

- NL03** Loop Std
- HW02** Height/Width Adj – Comfort Pad \$147

Applies to Above

- Width** Seat Width + 0 – 4
- Height** Seat Height + 8 – 11

- XARM** Armless –\$41

4. BASE TYPE

- NZ** Black Nylon Std
- AZ** Black Aluminum +\$56
- PZ** Polished Aluminum +\$78

5. CASTER/GLIDE

- DCB** Black Carpet Caster Std
- DHB** Black Hard Surface Caster —
- BKC** Black Braking Carpet Caster +\$15
- BKH** Black Braking Hard Surface +\$15
- GLD** Black Glide +\$5

6. AVAILABLE OPTIONS

- LU** Upholstered Outerback
- Grade 1 – 2 +\$67
- Grade 3 – 4 +\$155
- Grade 5 – 6 +\$241
- SB** Set-Up Boxed +\$67

Example:

1. MODEL/SIZE	2. UPHOLSTERY	3. ARM	4. BASE TYPE	5. CASTER/GLIDE	6. AVAILABLE OPTIONS
NEI 002KN	MOMENTUM/ORIGIN POPPY	NL03	NZ	DCB	SB

NEILL

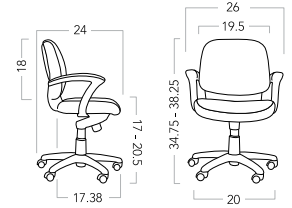
Full Back



Model Number	Textile Grade 1/COM/COL	2	3	4	5	6
NEI001 KN Knee-Tilt	\$784	\$830	\$877	\$923	\$969	\$1016
NEI001 ST Swivel-Tilt	\$700	\$746	\$793	\$839	\$885	\$932
NEI001 CS Conference-Swivel	\$643	\$689	\$736	\$782	\$828	\$875

Com Requirements
1 chair / 1.25 yds.
1 chair / 1.75 yds. LU

Shipping Information
KD / 1 per carton
11.33 cu. ft.
39 lbs.
UPS



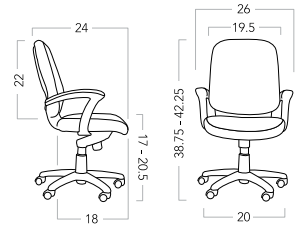
High Back



Model Number	Textile Grade 1/COM/COL	2	3	4	5	6
NEI002 KN Knee-Tilt	\$846	\$892	\$939	\$985	\$1031	\$1078
NEI002 ST Swivel-Tilt	\$764	\$810	\$857	\$903	\$949	\$996
NEI002 CS Conference-Swivel	\$707	\$753	\$800	\$846	\$892	\$939

Com Requirements
1 chair / 1.25 yds.
1 chair / 1.75 yds. LU

Shipping Information
KD / 1 per carton
11.33 cu. ft.
39 lbs.
UPS



NIKKO

Nikko was created specifically for second and third spaces, where flexibility, inspiration, and collaboration rule. The optional stool-height version allows for even more applications, such as pairing with the Nemo Bar or other café-height tables by izzy. Nikko is designed with purpose and simplicity, offering only the adjustments and features needed in these dynamic learning and working spaces.

FEATURES & BENEFITS

- Mid back height with mesh
- Optional stool version
- Mesh color coordinates with each of 3 back colors, Falcon, Raven, or Sandpiper
- Intuitive swivel control provides height adjustment, and just enough flex to keep you moving
- Nylon base is available in three colors to match or coordinate with Nikko's back frame
- Optional polished aluminum base adds an element of sophistication and timeless durability
- Armless, fixed nylon T-arm, fixed aluminum T-arm, and height-adjustable nylon/aluminum T-arms are available
- Nikko's height-adjustable arms are a combination of nylon and aluminum, which provides quiet and smooth operation.
- An easy to find seat-height adjustment lever provides quick changes in altitude
- Seat upholstery is available through the izzy+ Flavors Textile Collection, a carefully curated selection of environmentally-friendly fabrics, polyurethanes, and leathers
- The optional 3D Teknit seat material offers an even more comfortable sit, with virtually no waste generated during the manufacturing process
- Customize with your very own COM

STANDARDS

- Meets or exceeds ANSI/BIFMA standards
- SCS Indoor Advantage Certified
- BIFMA Level 2 certified
- Can meet CAL TB133
- Warranted for use by persons 300 lbs and under



Nikko chair, Raven frame, Polished Aluminum base, Mahram Medium Pool seat pad, Height Adjustable Arms

How to Order Nikko

1. MODEL/SIZE

Standard product includes armless, black nylon base and carpet casters. See product page for model number.

Functionality
V-Fork Swivel

2. UPHOLSTERY

Grades 1 – 6
izzy+ flavors Textile Collection

COM	Grade 1
COL	Grade 1
Teknit Ivory	Grade 2
Teknit Grey	Grade 2
Teknit Black	Grade 2
Teknit Grey/Yellow	Grade 2
Teknit Black/Green	Grade 2
Teknit Grey/Teal	Grade 2

3. CAL TB133

CX	No CAL TB133	—
CA	CAL TB133	\$75

4. BACK FRAME/MESH COLOR

T12	Raven Frame/Black Mesh GM4151	—
T15	Falcon Frame/Grey Mesh GM4151	—
T26	Sandpiper Frame/Tan Mesh GM4151	—

5. ARMS

PK	Height Adjustable, Nylon (color matches back color)	\$199
PM	Fixed, Nylon (color matches back color)	\$88
PD	Fixed, Polished Aluminum (featuring Wabi armcap)	\$158
PX	No Arms	—

6. CASTER

HR	Hard Rubber caster (carpet)	—
SR	Soft Rubber caster (hardsurface)	—

7. Base Type

NB	Raven Nylon Base	—
NS	Sandpiper Nylon Base	—
NF	Falcon Nylon Base	—
P55	Polished Aluminum Base	\$60

8. Seat Height

ST	Standard Height	—
CH	Stool Height	\$125

9. Packaging

KD	Knocked-Down Boxed	—
SB	Set-Up Boxed	\$67

Example:

1. MODEL/SIZE	2. UPHOLSTERY	3. CAL TB133	4. FRAME/MESH	5. ARMS	6. CASTER	7. BASE	8. SEAT HEIGHT	9. PACKAGING
NIK2717	TEKNIT GREY	Cal TB133	T12	PK	HR	P55	ST	SB

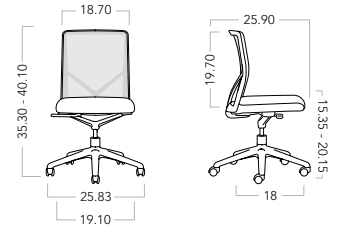
Mesh Mid Back

Model Number	Textile Grade 1/COM/COL	2	3	4	5	6
NIK2717 V-Fork Swivel	\$693	\$739	\$786	\$832	\$878	\$925



COM Requirements
1 chair / 1 yds.

Shipping Information
KD / 1 per carton
11.33 cu. ft.
60 lbs.
UPS



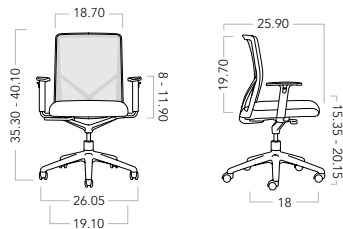
FUNCTIONALITY



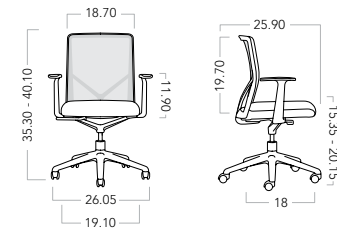
V-Fork Swivel

- Pneumatic seat height
- Back features passive tilt

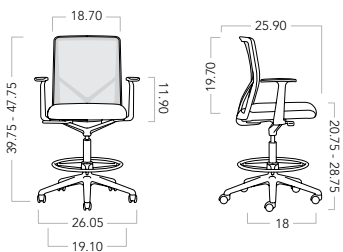
Nikko Mesh Mid Back with Height Adjustable Arms



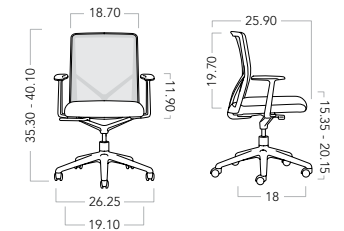
Nikko Mesh Mid Back with Fixed Nylon Arms



Nikko Mesh Mid Back Stool



Nikko Mesh Mid Back with Fixed Aluminum Arms



TESS

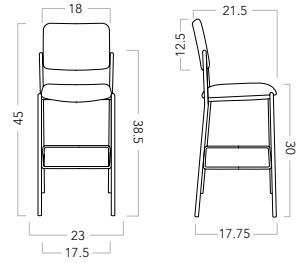
Stool, Armless



Model Number	Textile Grade 1/COM/COL	2	3	4	5	6
TES1133	\$465	\$511	\$558	\$604	\$650	\$697

Com Requirements
1 chair / 1.25 yds.

Shipping Information
Set up / 1 per carton
Armless: 19.4 cu. ft. / 29 lbs.
Arms: 20.3 cu. ft. / 32 lbs.
UPS



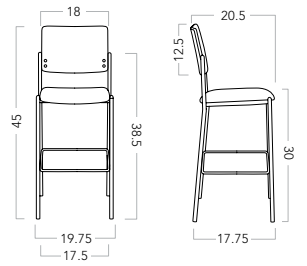
Stool, Armless Wood Back



Model Number	Textile Grade 1/COM/COL	2	3	4	5	6
TES1233	\$510	\$556	\$603	\$649	\$695	\$742

Com Requirements
1 chair / .75 yds.

Shipping Information
Set up / 1 per carton
Armless: 19.4 cu. ft. / 29 lbs.
Arms: 20.3 cu. ft. / 32 lbs.
UPS



SYLVI LOUNGE

With clean lines and a modern design aesthetic, Sylvi's modular style is perfect for a wide range of open plan environments.

From the quiet corner of a library to a bustling cafe, the ability to scale Sylvi up or down, wrap it in privacy, or add and subtract tables, power, and accessories makes it the ideal solution for a variety of applications. Breathe new life into underutilized corridors, create unique opportunities for employee collisions, or reconceptualize the classroom of the future. With Sylvi, the flexibility and planning options are endless.

Collection pieces include:

Freestanding Lounge: Choose from a wide range of rectilinear and angular shapes and sizes for ultimate scalability. Simple form language allows bold patterns to take center stage, and fabric yield is maximized by removing upholstery seams and allowing fabric to waterfall seamlessly over lounge edges.

Tables: Freestanding or ganged for ultimate flexibility, Sylvi table shapes like the Kite, Rock, Oval, and Booth give specifiers creative planning options.

Back Panels: Optional laminated back panels attach to the lounge frame to create a space within a space. At 48" high with a slight inward tilt, they offer durable, functional privacy features within open plan environments.

Accessories: Channels under the lounge create space to attach optional accessories like the Lolli-Top, Magazine Rack, and Coat Rack.

Power: Individually corded power or USB charging modules are available as an accessory. For ganged lounge applications, the consecutively-connected power option routes power through an entire Sylvi vignette.



STATEMENT OF LINE	162
-------------------------	-----

SPECIFICATION GUIDE

Product Details

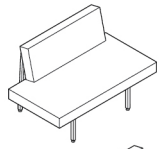
Tables (ganged & freestanding)	172
Back Panels	176
Frame Mounted Accessories.....	179
Accessories	180
Power Components	181
Power Planning	182

Thought Starters	186
------------------------	-----

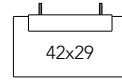
PRICE LIST

Lounge	188
Lounge Accessories	192
Ganged Tables	194
Freestanding Tables	196
Table Accessories	198
Back Panels	200
Power.....	204
Power Accessories.....	208

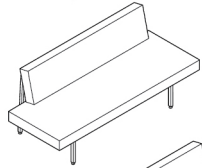
Rectangular Lounge



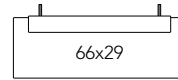
Rectangular 42



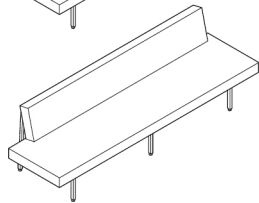
1 user



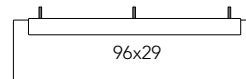
Rectangular 66



2 users



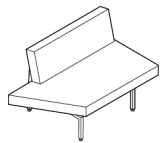
Rectangular 96



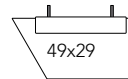
3 users

All 31"H

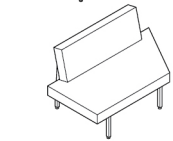
Wedge Lounge



Wedge Right 49



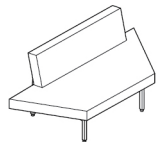
2 users



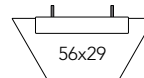
Wedge Left 49



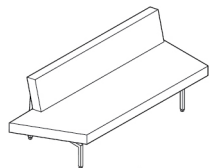
2 users



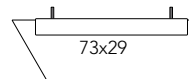
Wedge Double 56



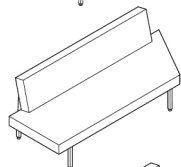
1 user



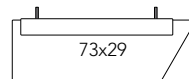
Wedge Right 73



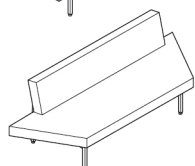
3 users



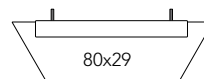
Wedge Left 73



3 users

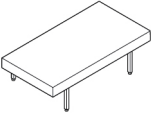
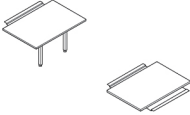
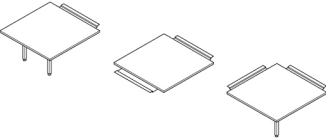

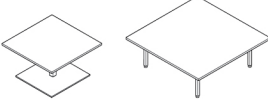
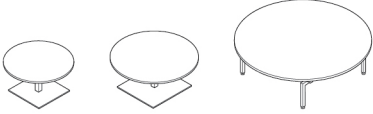
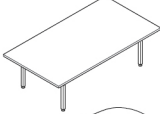

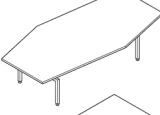
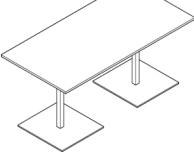


Wedge Double 80

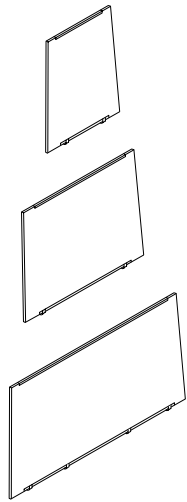


2 users

All 31"H

<p>1 user</p> <div style="border: 1px solid black; width: 60px; height: 20px; margin: 0 auto; text-align: center;">42x24</div> <p style="text-align: center;">16"H</p>	<p style="text-align: right;">Bench</p>  <p style="text-align: right;">Bench</p>
<div style="display: flex; justify-content: space-around; align-items: flex-start;"> <div style="text-align: center;"> <div style="border: 1px solid black; width: 40px; height: 20px; margin: 0 auto;">16x24</div> <p>end of run 1 ganging bracket 2 legs</p> </div> <div style="text-align: center;"> <div style="border: 1px solid black; width: 40px; height: 20px; margin: 0 auto;">16x24</div> <p>in-line 2 ganging brackets no legs</p> </div> </div> <div style="display: flex; justify-content: space-around; align-items: flex-start; margin-top: 20px;"> <div style="text-align: center;"> <div style="border: 1px solid black; width: 40px; height: 20px; margin: 0 auto;">24x24</div> <p>end of run 1 ganging bracket 2 legs</p> </div> <div style="text-align: center;"> <div style="border: 1px solid black; width: 40px; height: 20px; margin: 0 auto;">24x24</div> <p>in-line 2 ganging brackets no legs</p> </div> <div style="text-align: center;"> <div style="border: 1px solid black; width: 40px; height: 20px; margin: 0 auto;">24x24</div> <p>corner 2 ganging brackets 1 leg</p> </div> </div> <div style="text-align: center; margin-top: 20px;"> <div style="border: 1px solid black; width: 40px; height: 20px; margin: 0 auto; transform: rotate(120deg);">25x28</div> <p>in-line 120°, 2 ganging brackets, no legs</p> </div> <p style="text-align: center; margin-top: 20px;">All 12"H</p>	<p style="text-align: right;">Ganged Tables</p> <div style="display: flex; justify-content: space-between; align-items: flex-start; margin-top: 20px;"> <div style="text-align: right;"> <p>Rectangular 16 end of run in-line</p> </div>  </div> <div style="display: flex; justify-content: space-between; align-items: flex-start; margin-top: 20px;"> <div style="text-align: right;"> <p>Square 24 end of run in-line corner</p> </div>  </div> <div style="display: flex; justify-content: space-between; align-items: flex-start; margin-top: 20px;"> <div style="text-align: right;"> <p>Kite 25 in-line</p> </div>  </div>
<div style="display: flex; justify-content: space-around; align-items: flex-start; margin-top: 20px;"> <div style="text-align: center;"> <div style="border: 1px solid black; width: 40px; height: 20px; margin: 0 auto;">24</div> </div> <div style="text-align: center;"> <div style="border: 1px solid black; width: 60px; height: 20px; margin: 0 auto;">36</div> </div> </div> <div style="display: flex; justify-content: space-around; align-items: flex-start; margin-top: 20px;"> <div style="text-align: center;"> <div style="border: 1px solid black; width: 40px; height: 20px; border-radius: 50%; margin: 0 auto;">24</div> </div> <div style="text-align: center;"> <div style="border: 1px solid black; width: 50px; height: 20px; border-radius: 50%; margin: 0 auto;">30</div> </div> <div style="text-align: center;"> <div style="border: 1px solid black; width: 70px; height: 20px; border-radius: 50%; margin: 0 auto;">42</div> </div> </div> <div style="display: flex; justify-content: space-around; align-items: flex-start; margin-top: 20px;"> <div style="text-align: center;"> <div style="border: 1px solid black; width: 60px; height: 20px; margin: 0 auto;">24X42</div> </div> <div style="text-align: center;"> <div style="border: 1px solid black; width: 80px; height: 20px; border-radius: 15px; margin: 0 auto;">24X54</div> </div> <div style="text-align: center;"> <div style="border: 1px solid black; width: 90px; height: 20px; margin: 0 auto;">28X54</div> </div> </div> <div style="text-align: center; margin-top: 20px;"> <div style="border: 1px solid black; width: 100px; height: 20px; margin: 0 auto;">30X60</div> </div> <p style="text-align: center; margin-top: 20px;">All 13"H except for Booth, 28"H</p>	<p style="text-align: right;">Freestanding Tables</p> <div style="display: flex; justify-content: space-between; align-items: flex-start; margin-top: 20px;"> <div style="text-align: right;"> <p>Square 24 & 36</p> </div>  </div> <div style="display: flex; justify-content: space-between; align-items: flex-start; margin-top: 20px;"> <div style="text-align: right;"> <p>Round 24, 30 & 42</p> </div>  </div> <div style="display: flex; justify-content: space-between; align-items: flex-start; margin-top: 20px;"> <div style="text-align: right;"> <p>Rectangular</p> </div>  </div> <div style="display: flex; justify-content: space-between; align-items: flex-start; margin-top: 20px;"> <div style="text-align: right;"> <p>Oval</p> </div>  </div> <div style="display: flex; justify-content: space-between; align-items: flex-start; margin-top: 20px;"> <div style="text-align: right;"> <p>Rock</p> </div>  </div> <div style="display: flex; justify-content: space-between; align-items: flex-start; margin-top: 20px;"> <div style="text-align: right;"> <p>Booth</p> </div>  </div>

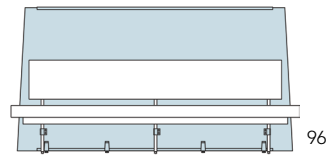
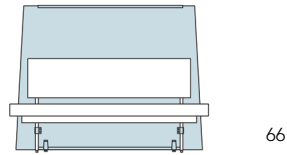
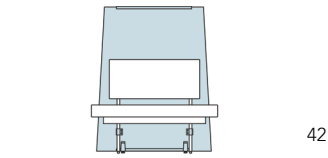
Back Panel
for Rectangular Lounge



Back Panel 42
use with rectangular lounge 42

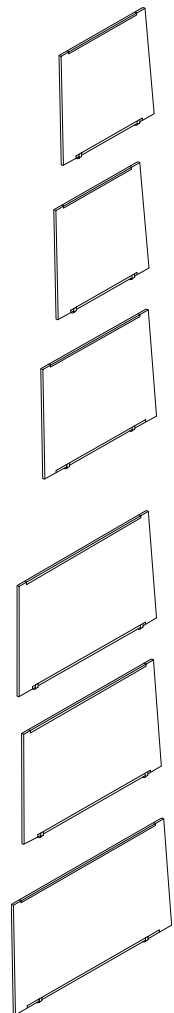
Back Panel 66
use with rectangular lounge 66

Back Panel 96
use with rectangular lounge 96



All 48"H

Back Panel
for Wedge Lounge



Back Panel 49R
use with wedge lounge right 49

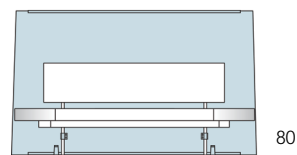
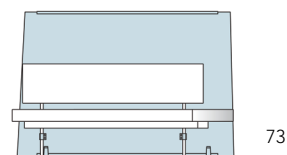
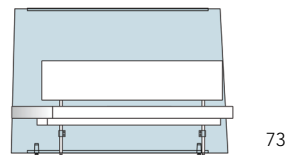
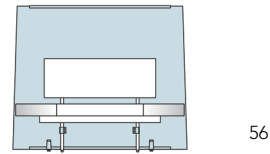
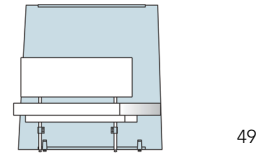
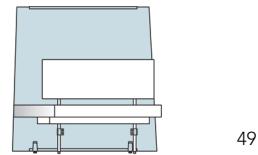
Back Panel 49L
use with wedge lounge left 49

Back Panel 56D
use with wedge lounge double 56

Back Panel 73R
use with wedge lounge right 73

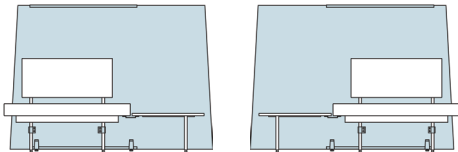
Back Panel 73L
use with wedge lounge left 73

Back Panel 80D
use with wedge lounge double 80



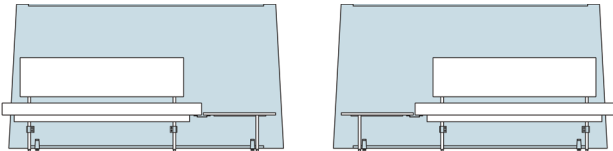
All 48"H

Back Panel
for Ganged Applications



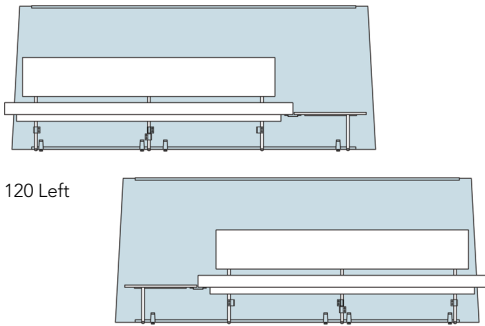
66 Left

66 Right



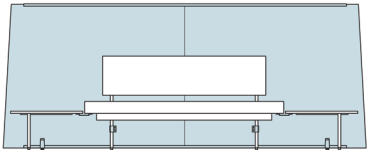
90 Left

90 Right

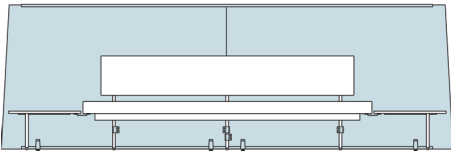


120 Left

120 Right

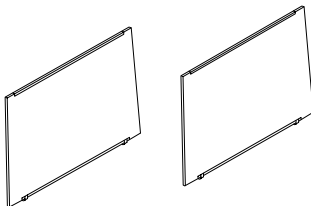


114 Right & Left

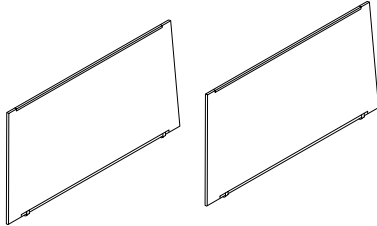


144 Right & Left

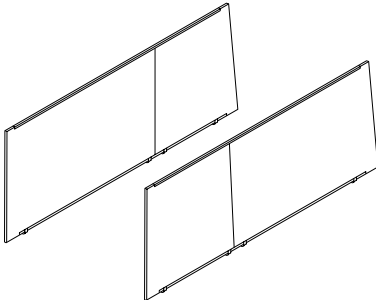
All 48"H



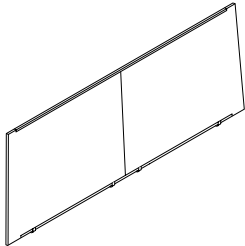
Back Panel 66L or 66R
use with
rectangular lounge 42
& ganged table 24



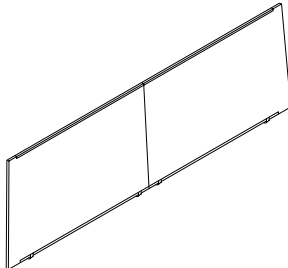
Back Panel 90L or 90R
use with
rectangular lounge 66
& ganged table 24



Back Panel 120L or 120R
use with
rectangular lounge 96
& ganged table 24

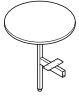


Back Panel 114R&L
use with
rectangular lounge 66
& two ganged tables 24



Back Panel 144R&L
use with
rectangular lounge 96
& two ganged tables 24

Frame Mounted Accessories



Lolli-Top
20" Diameter
24" Height

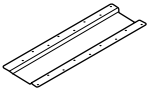


Coat Rack
1" Length
1" Width
73" Height



Magazine Rack
11" Length
3" Width
9" Height

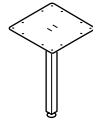
Other Accessories



Ganging Kit



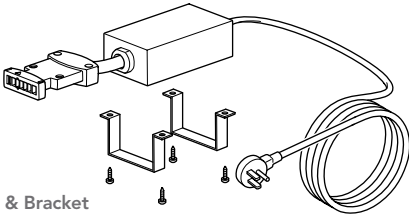
Floor Mounting Kit



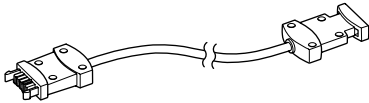
Leg Kit

Consecutively-Connected Power

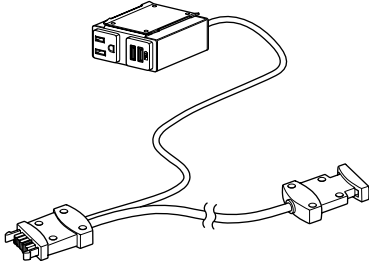
Electrical - Starter Box, Connector Kit, and Power Module Kits



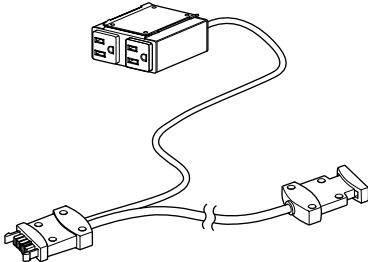
Starter Box & Bracket
72" and 120" cord length



Pass-Through Connector Kit*
24"



Power Module Kits*
i60a



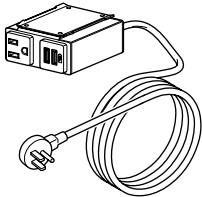
Power Module Kits*
i60b

* **Wire Management Clip**
(package of 5 included with each Power Module Kit)

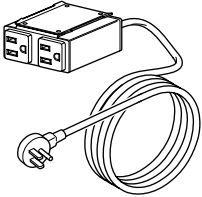


Individually Corded Power

Electrical - Individual Power Module Kits



Power Module Kit*
i60a



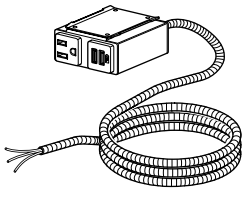
Power Module Kit*
i60b

* **Wire Management Clip**
(package of 5 included with each Power Module Kit)

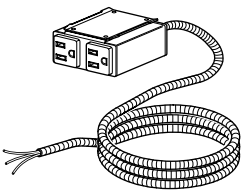


Hardwired Power, Chicago and NYC applications

Electrical - Power Module Kits (hardwired)



Power Module Kits* i60a



i60b

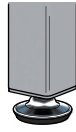
* **Wire Management Clip**
(package of 5 included with each Power Module Kit)



Standards

Meets or exceeds applicable ANSI/BIFMA durability and safety standards. SCS Indoor Advantage Gold certified. BIFMA level 1 certification is pending.

Lounge Frame & Glides



Lounge and table frames are constructed from 1"x1" square tubular steel, welded connections, and steel support channels.

Zinc plated adjustable glides allow 3/4" adjustment.

Lounge Upholstery Details



Stitching: Double welt stitching highlights the corner profile and provides additional seam strength on seat and back cushions.

Cushion Profile: Waterfall edge provides additional comfort and maximizes fabric yield by removing additional seams along front edge.

Bezel: Black plastic cover provides a clean connection between back cushion and lounge frame.

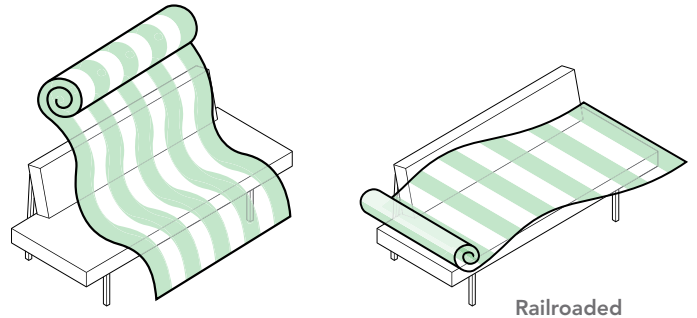
4" thick foam with commercial grade textile upholstery.

Upholstery selection applies the same textile to lounge seat and back. For different seat and back upholstery selections, call for quote. Upcharges apply.

CAL133 options available. Upcharges apply.

Unless pattern matching is specified, fabric will be utilized to maximize yield. If specific placement of a pattern on Sylvi is required, contact customer service for upcharges and additional yardage requirements.

Lounge Upholstery Details



Railroaded means the bolt of fabric is turned sideways and runs length-wise across the product. A fabric memo sample will display a "regular" upholstery application, so turn the memo sideways to view how it will look when applied to Sylvi lounge pieces.

Call for quote.

See chart at right for yardage required of solids or non-matching patterns.

Unless pattern matching is specified, fabric will be utilized to maximize yield. If specific placement of a pattern on Sylvi is required, contact customer service for upcharges and additional yardage requirements.

Lounge Upholstery COM/CSM/COL

Yardage required for COM solid or non-matching patterned upholstery

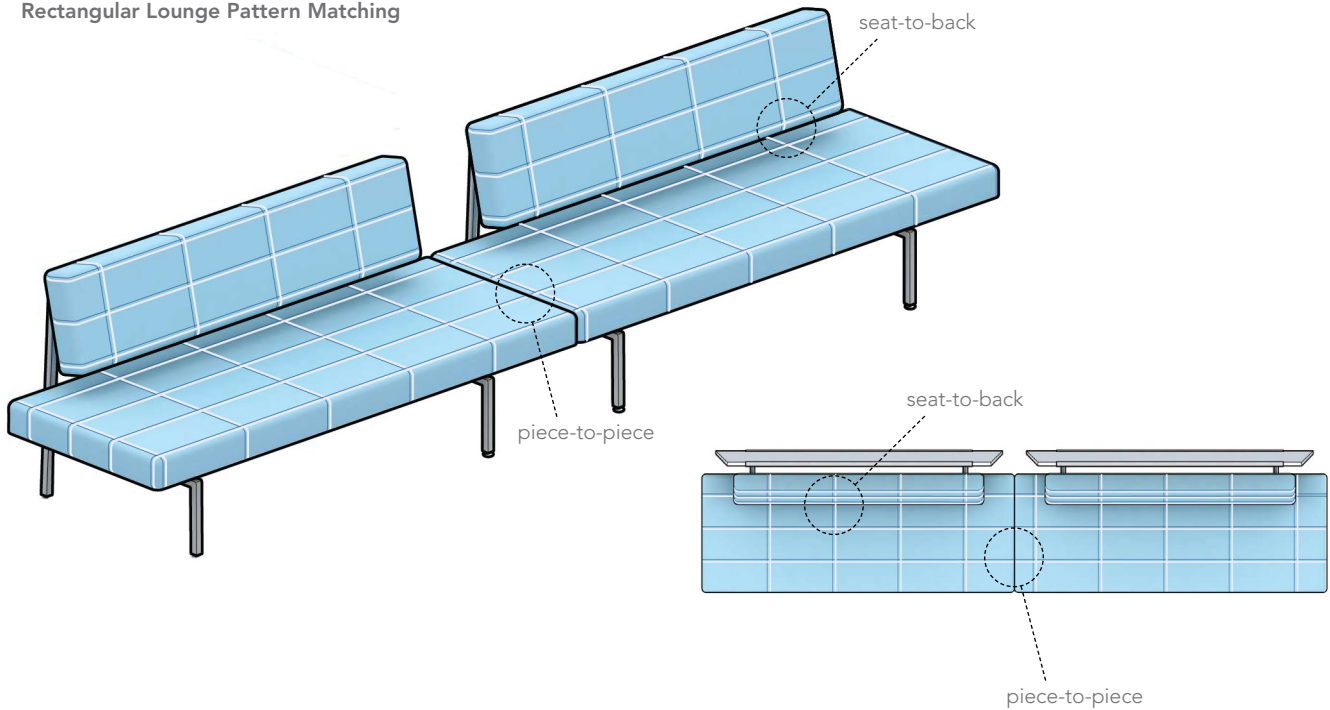
lounge type/size	yardage*
rectangular 42	3 yds
rectangular 66	4.25 yds
rectangular 96	6 yds
wedge 49 left	2.1 yds
wedge 49 right	2.1 yds
wedge 56 double	2.25 yds
wedge 73 left	3.6 yds
wedge 73 right	3.6 yds
wedge 80 double	3.75 yds
bench	1.5 yds

Lounge Upholstery
Pattern Repeat or Matching

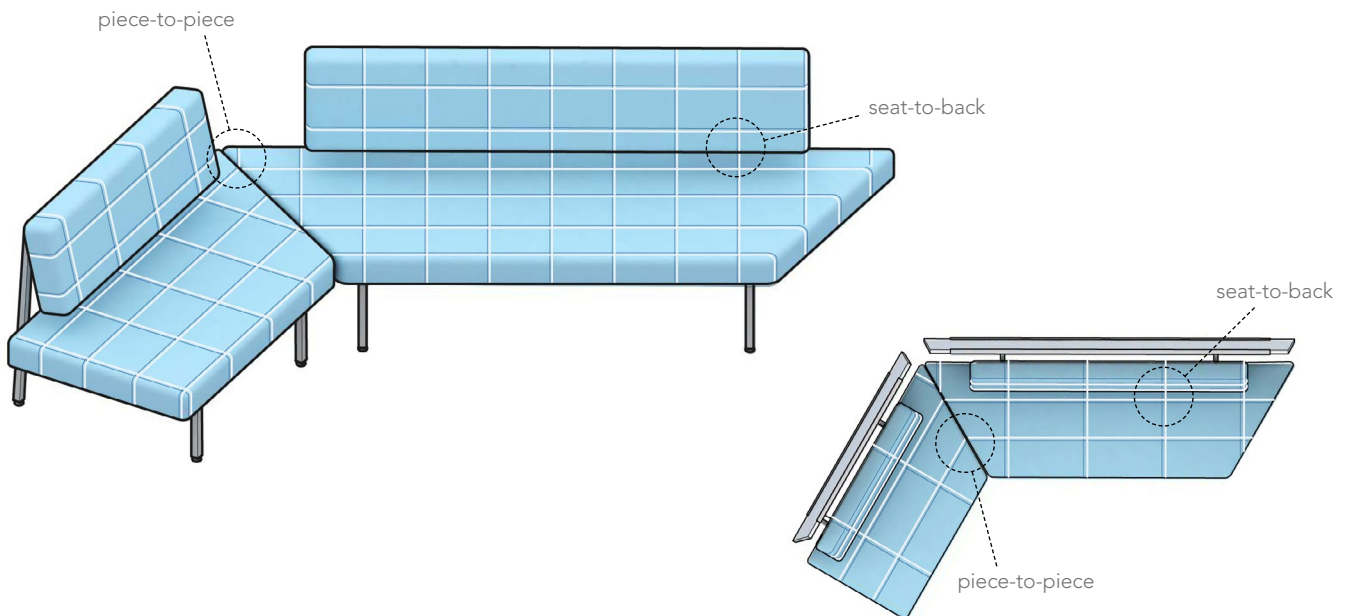
Pattern Repeat or Matching: Call for quote.

When specifying upholstery with a pattern repeat, pattern matching (seat-to-back or piece-to-piece) or both, additional yardage and upcharges apply.

Rectangular Lounge Pattern Matching



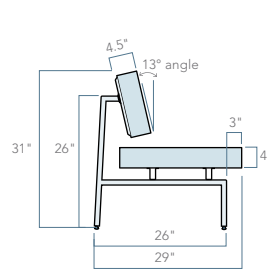
Wedge Lounge Pattern Matching



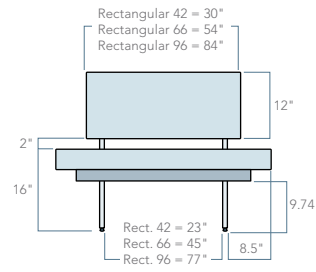
Rectangular Lounge

Usable seat depth is 17"

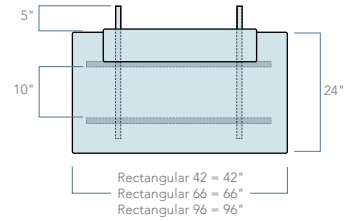
Dimensions & Clearances
Rectangular & Wedge Lounge & Bench



Side View
Rectangular Lounge



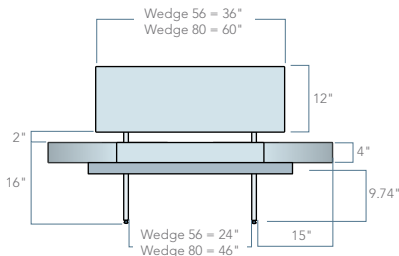
Front View
Rectangular Lounge



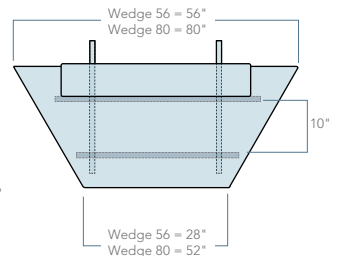
Plan View
Rectangular Lounge

Wedge Lounge

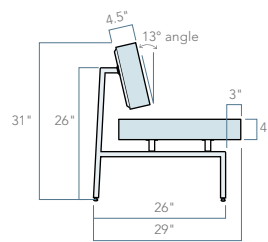
Usable seat depth is 17"



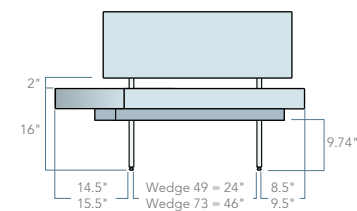
Front View
Wedge Lounge Double



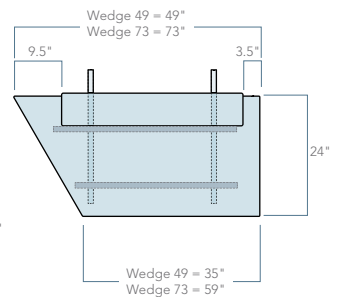
Plan View
Wedge Lounge Double



Side View
Wedge Lounge Double,
Right or Left

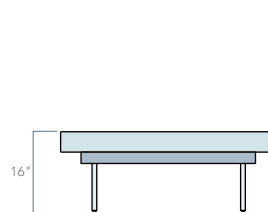


Front View
Wedge Lounge
Right (shown) or Left

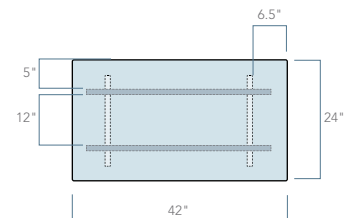


Plan View
Wedge Lounge
Right (shown) or Left

Bench



Front View
Bench



Plan View
Bench

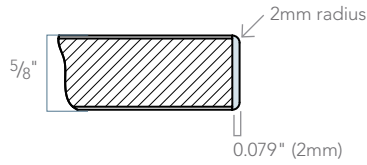
Table Tops

5/8" thick MDF core, high-pressure laminate, edged and backed with moisture-resistant coverings to form a completely sealed outside surface. Grain direction runs the length of table top.

Table Edge



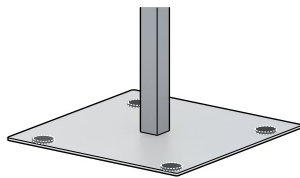
2mm Edge Plan View



2mm Edge Profile

Table Edge: 2mm ABS edgeband.

Table Square Disc Base



Square Disc Base: Constructed from 2"x2" square tubular steel, welded connections. Four acrylic non-adjustable glides (included) can be added to protect flooring surfaces.

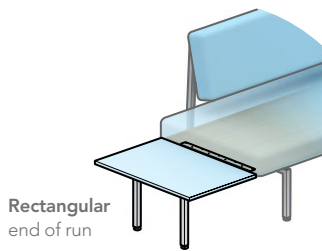
Table 4-Leg Base & Glides



4-Leg Base: Constructed from 1"x1" square tubular steel, welded connections and steel support channels.

Zinc plated adjustable glides allow 3/4" adjustment.

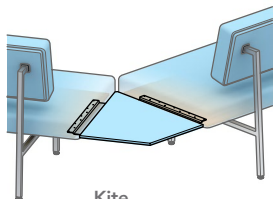
Ganged Tables



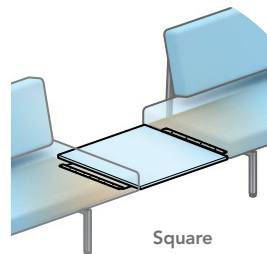
Rectangular end of run

End of Run: For use with Rectangular or Square tables that are positioned at the end of a lounge piece. When used with Back Panel configurations, Back Panel does not extend behind the End of Run table.

One ganging bracket and two legs required and included.



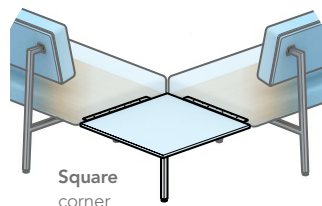
Kite in-line



Square in-line

In-Line: For use with Rectangular, Square, or Kite tables that are positioned between two lounge pieces. When the Kite table is used with Back Panel configurations, Back Panel does not extend behind the table.

Two ganging brackets required and included.



Square corner

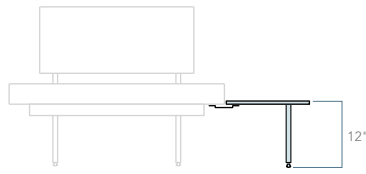
Corner: For use with Square table that is positioned in a 90 degree corner application (L-shaped) between two lounge pieces.

Two ganging brackets and one leg required and included.

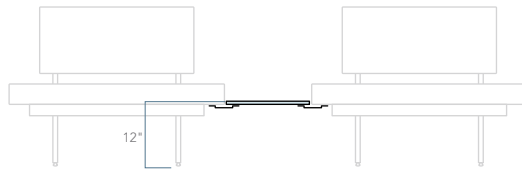
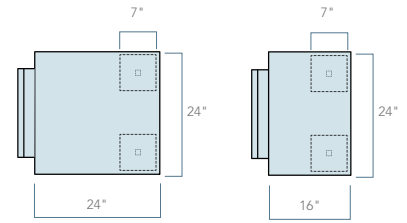
Ganged Tables

For use on Rectangular Lounge or Bench and straight edge of Wedge Lounge.

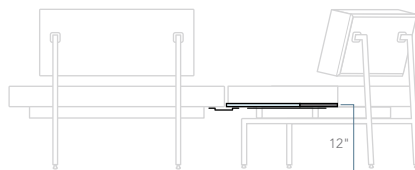
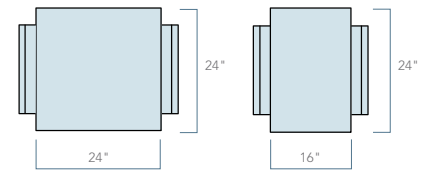
Dimensions & Clearances
Ganged Tables



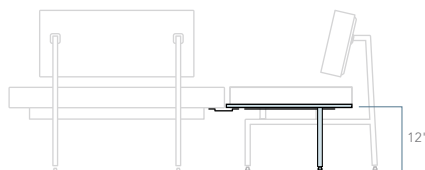
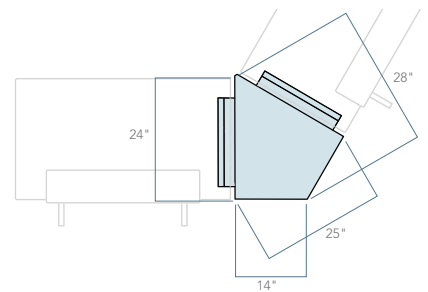
Square 24 & Rectangular 16 (shown)
End of Run



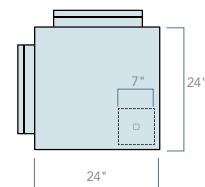
Square 24 & Rectangular 16 (shown)
In-Line



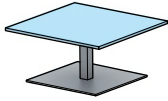
Kite 25
In-Line



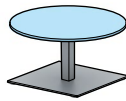
Square 24
Corner



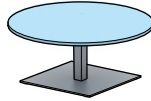
Freestanding Tables



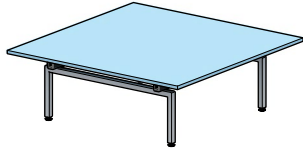
Square 24
square disc base



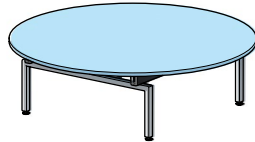
Round 24
square disc base



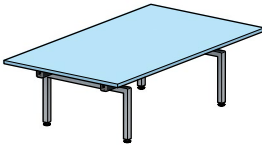
Round 30
square disc base



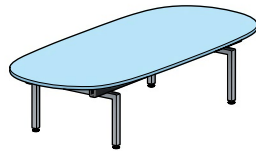
Square 36
4-Leg



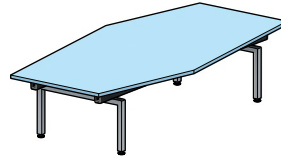
Round 42
4-Leg




Rectangular 42
4-Leg



Oval 54
4-Leg



Rock 54
4-Leg

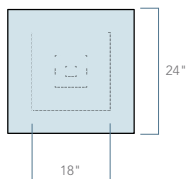


Booth 30X60
square disc base

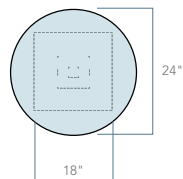
Square Disc Base: For use with 24" Square, 24" & 30" Round, and 30"x 60" Booth tables.

4-Leg: For use with 36" Square, 42" Round, Rectangular, Oval, and Rock tables.

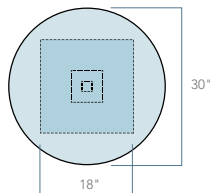
Dimensions & Clearances
Freestanding Tables



Square 24



Round 24

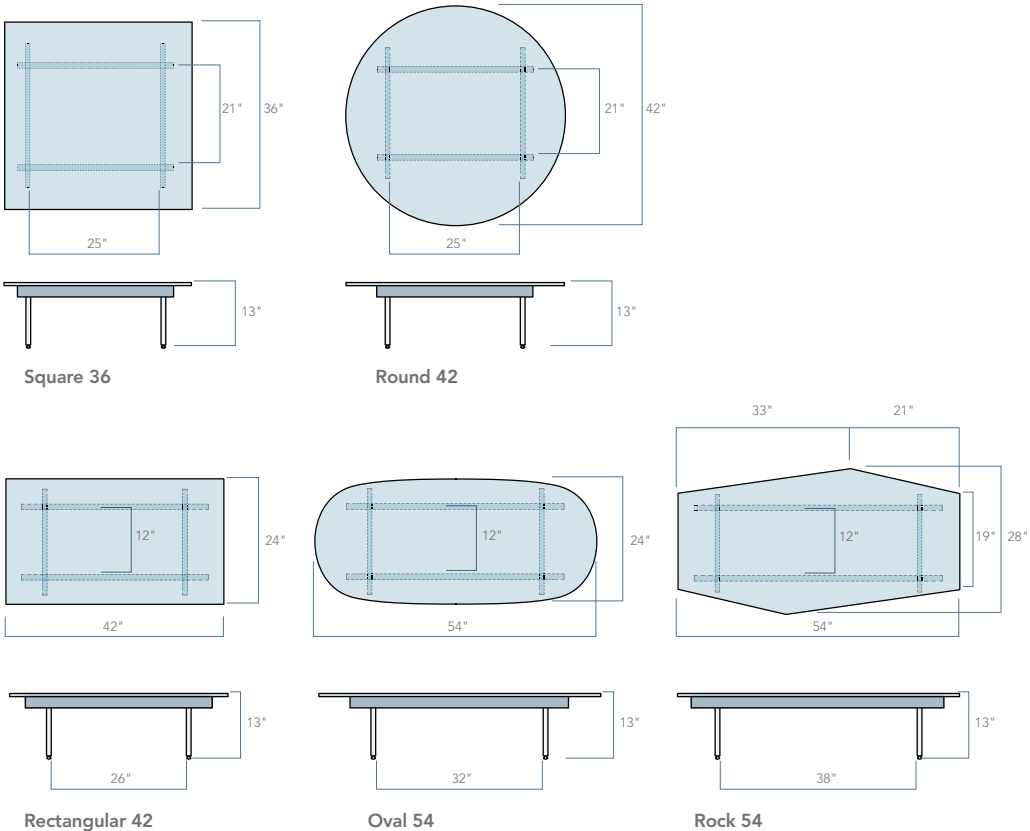


Round 30

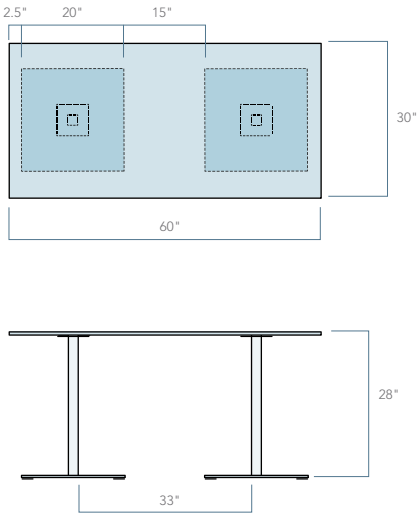
Freestanding Tables
Square Disc Base

Freestanding Tables
4-Leg

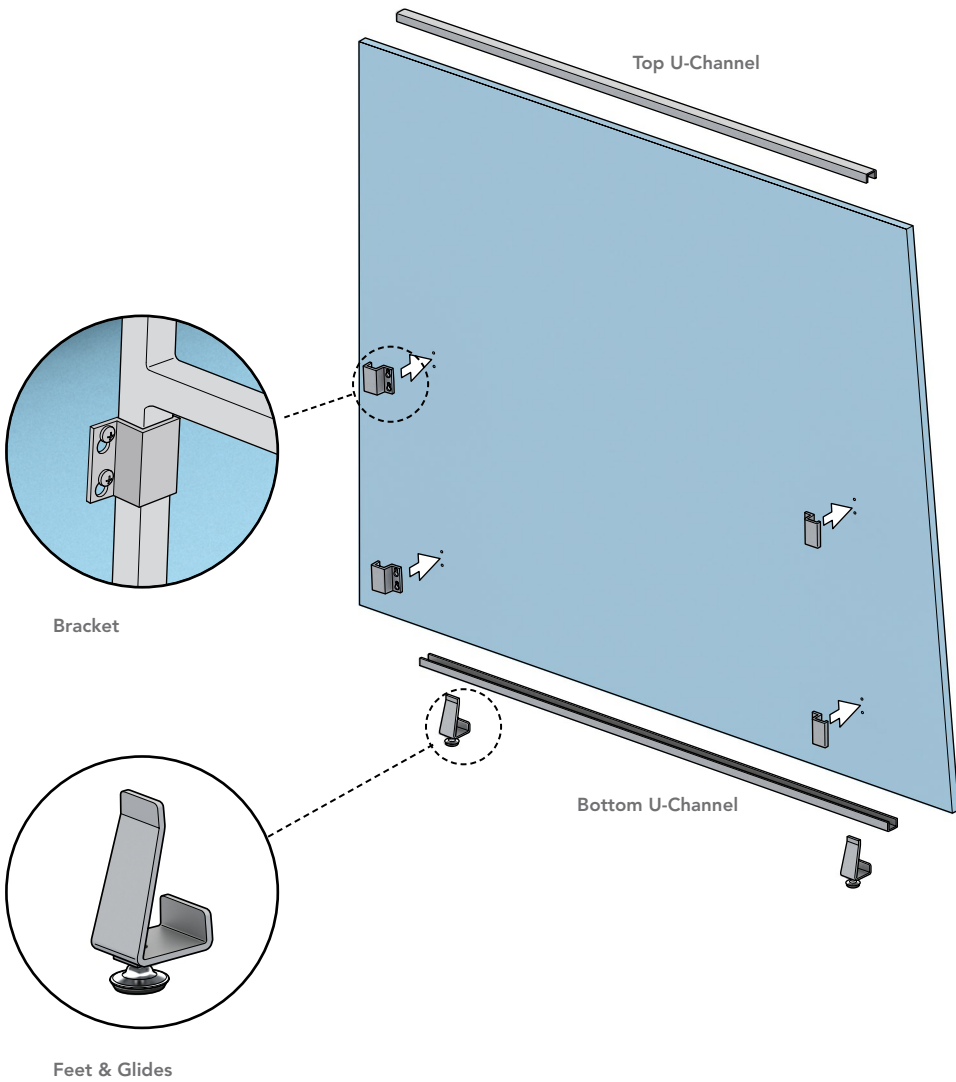
Dimensions & Clearances
Freestanding Tables



Freestanding Table
Square Disc Base



Back Panel



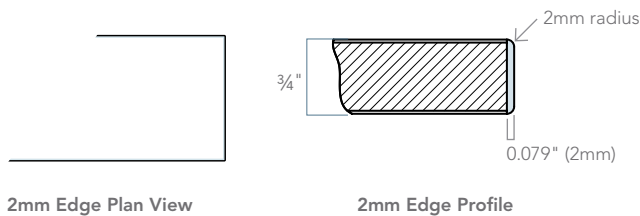
All Back Panels are 48"H, 3/4" thick particle board core, high-pressure laminate, with 2mm ABS edgeband to form a completely sealed outside surface. Horizontal grain direction.

U-Channel Hardware: Upper and lower powder-coated steel channels provide additional stability and support. U-Channel length is 4" from the left and right edge of the Back Panel.

Brackets: Powder-coated steel brackets attach lounge frame to Back Panel.

Feet & Glides: Powder-coated steel feet with zinc plated glides allows 3/4" adjustment for uneven floors.

Back Panel Edge

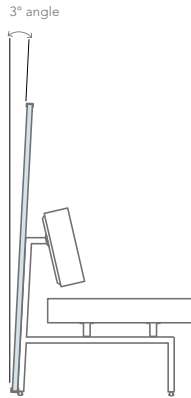


Back Panel Edge: 2mm ABS edgeband.

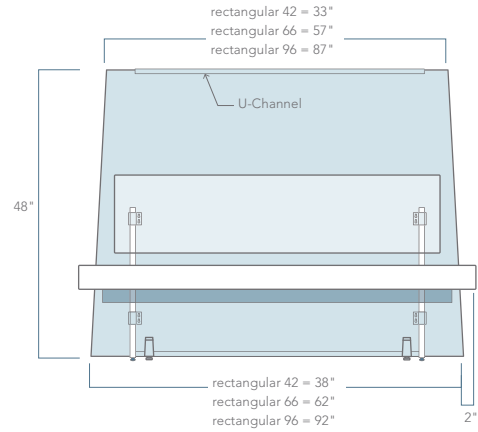
Back Panel

Two-piece construction on Back Panels 120R, 120L, 114R&L & 144R&L.

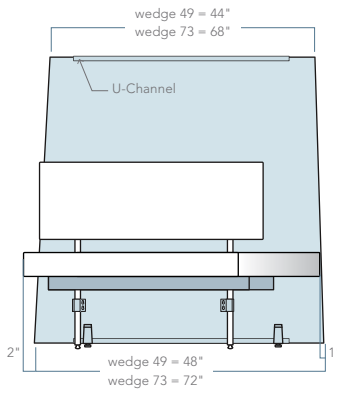
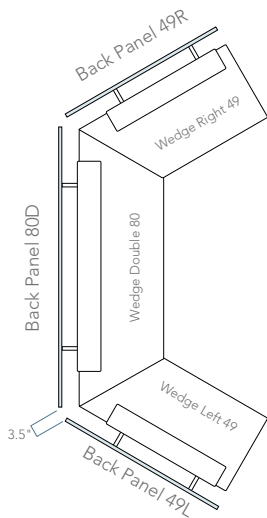
Dimensions & Clearances
Back Panel



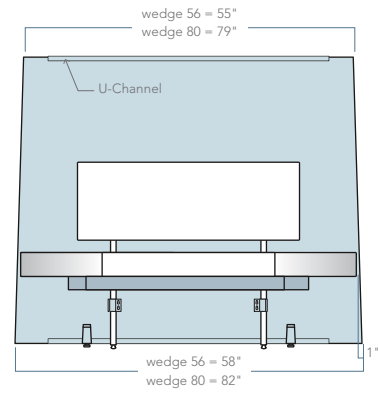
Back Panel
side view



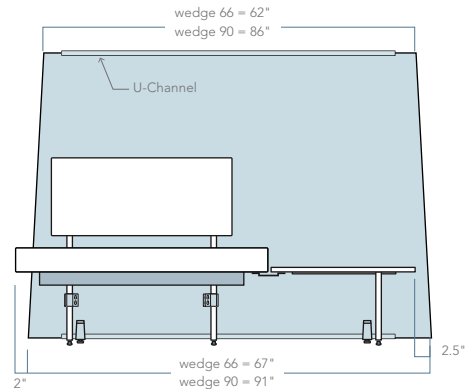
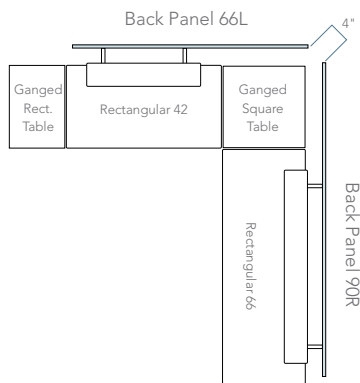
Back Panel, 42, 66 (shown), 96
(use with Rectangular Lounge 42, 66 (shown), & 96)



Back Panel 49L (shown) 49R, 73L, & 73R
(use with Wedge Right 49 & 73 or Wedge Left 49 (shown) & 73)

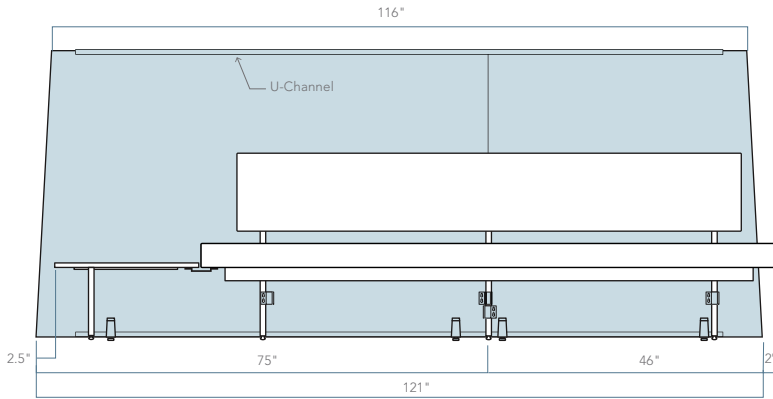


Back Panel 56D (shown) & 80D
(use with Wedge Double 56 (shown) & 80)

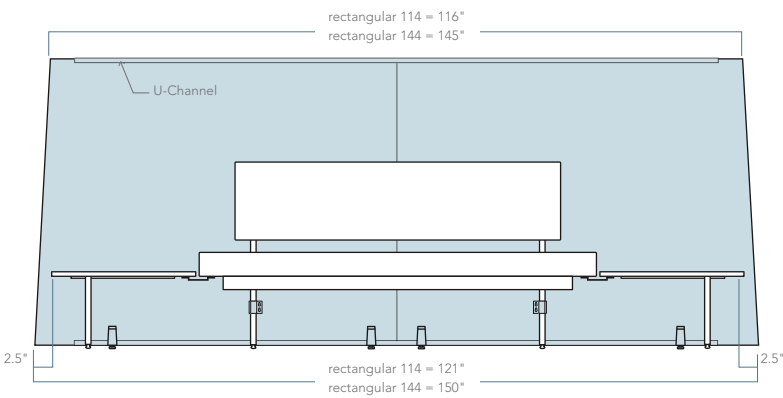


Back Panel 66L (shown) 66R, 90L, & 90R
(use with Rectangular Lounge 42 (shown) & 66 that is ganged with Table 24 on right or left)

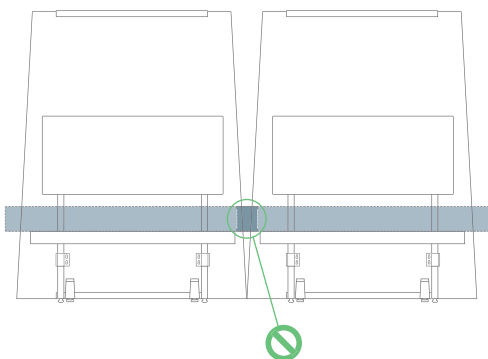
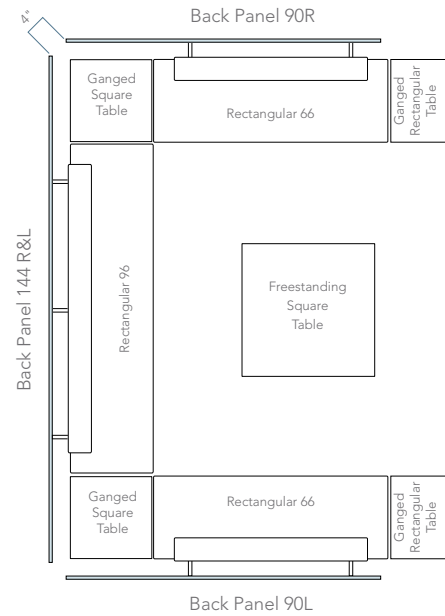
Dimensions & Clearances
Back Panel



Back Panel 120R (shown) & 120L
(use with Rectangular Lounge 96 that is ganged with Square Table 24 on right or left)



Back Panel 114L&R (shown) & 144L&R
(use with Rectangular Lounge 66 (shown) & 96 that is ganged with Square Table 24 on **both** sides right or left)



Back Panels are not available for straight, in-line installations due to lounge cushion interference.

Frame Mounted Accessories
Dimensions & Clearances

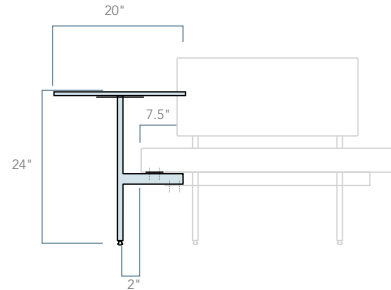
Lolli-Top

Small round table accessory, positioned at worksurface height and perfect for using a mobile device or holding a cup of coffee.

Use hardware kit (included) to attach table to the underside front channel of a Rectangular Lounge or straight end of Wedge Lounge. Must be attached to front channel of lounge to eliminate table interference with back cushion. Tools required. Dimensions: 20" diameter x 24"H. Holds up to 50 lbs. Not available on Bench.



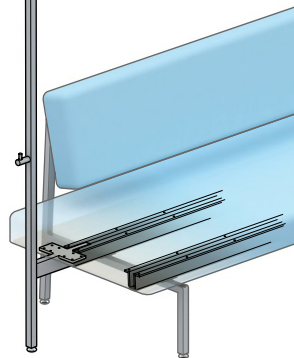
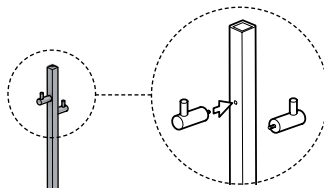
Lolli-Top



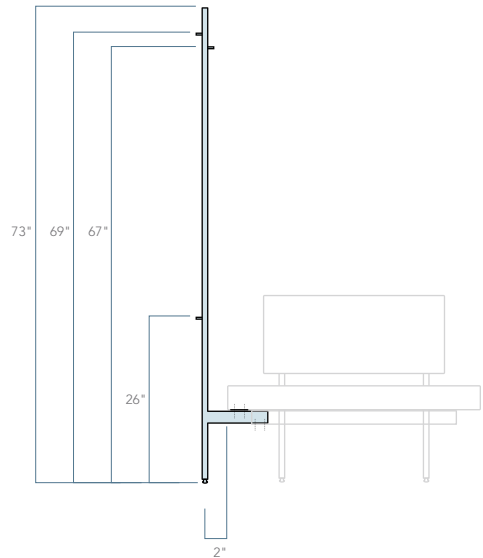
Coat Rack

1"x1" square tubular powder-coated steel with 3 integrated hooks. Convenient storage for coats and bags during meetings or study breaks.

Use hardware kit (included) to attach coat rack to the underside front or back channel of a Rectangular Lounge or straight end of Wedge Lounge. Tools required. Dimensions: 1"L x 1"W x 73"H. Holds up to 20 lbs. Not available on Bench.



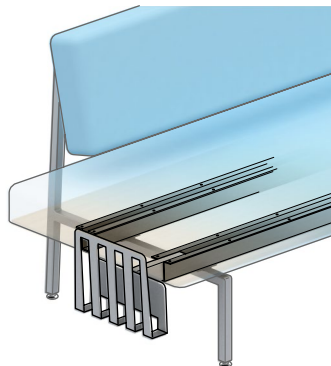
Coat Rack



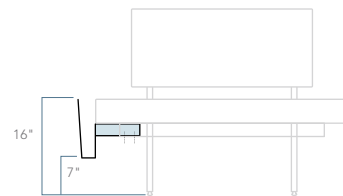
Magazine Rack

Store books and magazines in a durable, easy to clean rack, made of powder-coated steel.

Use hardware kit (included) to attach magazine rack to the underside front or back channel of a Rectangular Lounge or straight end of Wedge Lounge. Tools required. Dimensions: 11"L x 3"W x 9"H. Holds up to 20 lbs. Not available on Bench.

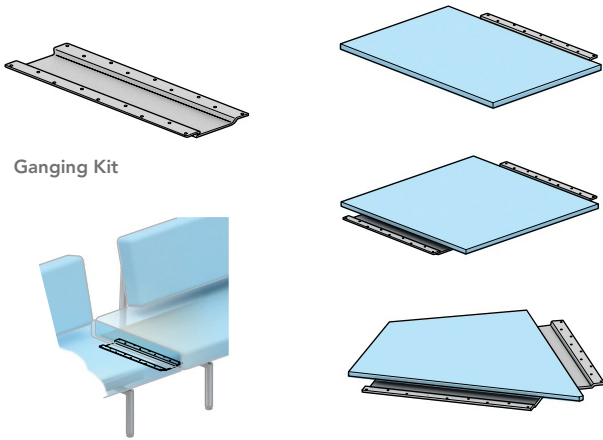


Magazine Rack



Note: Only one Frame Mounted Accessory can be mounted on each side of lounge.

Accessories



Ganging Kit

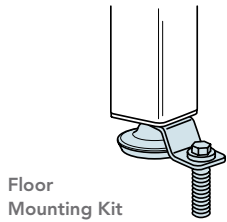
Ganging Kit

Flat ganging bracket kit is required (and included) for all ganged table applications.

Flat ganging bracket kit is required (and sold separately) when consecutively-connected power is installed. Order 1 bracket per lounge-to-lounge connection.

Optional accessory for configurations where limiting mobility or aligning pieces together to create a fixed grouping is required.

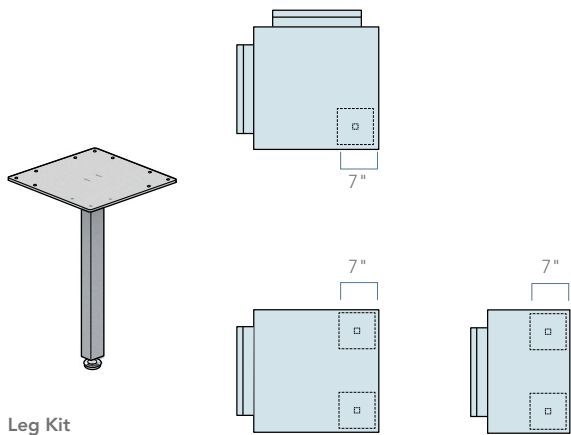
Tools required to detach. Dimensions: 16" L x 6" W, 1 bracket and hardware pack per kit.



Floor Mounting Kit

Floor Mounting Kit

For use on any lounge or 4-Leg table frame that has glides; allows permanent floor mounting without damage to keep furniture stationary. Includes 4 brackets and hardware to mount to concrete using 1/4" drill bit. Dimensions: 3/4" L x 7" W x 1/2" H, 4 per kit.



Leg Kit

Leg Kit

Convert existing ganged tables to alternate ganged applications. Dimensions: 7" L x 7" W x 11 3/4" H, 1 leg and mounting plate per kit.

Order 1 Leg Kit to convert:

- In-Line tables to Corner tables
- Corner tables to End of Run tables

Order 2 Leg Kits to convert:

- In-Line tables to End of Run tables

Note: Kite Tables can only be used in In-Line applications. No conversion available.

Shipping & Assembly

Lounge ships fully assembled. Tables, Back Panels, and Accessories ship knocked down. Back Panels are pre-drilled for easy assembly to Lounge frames.

Power Components

Three different types of power solutions are available: Consecutively-Connected, Individually Corded, and Hardwired for Chicago/NYC.

Power Modules

Corded power modules are available as an accessory on lounge products.

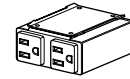
- i60a – 1 receptacle, 1 dual USB-charging (2amp)
- i60b – 2 receptacles

Available in white or black finish.

Power Module
i60a



Power Module
i60b



Wire Management Clip: Included with Power Module and Pass-Through Connector Kit (5 per package). Order separately as an accessory.

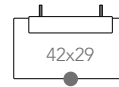


Wire Management Clip

Power Module Kit Specification Guidelines:

Use with Consecutively-Connected Power

Order 1 kit per Lounge. Kit includes Power Module(s) and Wire Management Clips. Starter Box and Pass-Through Connector Kit sold separately.



● = i60a or i60b Power Module placement under Lounge.

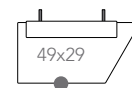
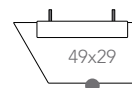
1 Kit = 1 Power Module/1 connection



1 Kit = 2 Power Modules/2 connections



1 Kit = 3 Power Modules/3 connections



1 Kit = 1 Power Module/1 connection



1 Kit = 2 Power Modules/2 connections

Pass-Through Connector Kit per Ganged In-Line or Corner Table:

Use with Consecutively-Connected Power

Order 1 kit per Table. Kit includes 1, 24" Pass-Through Connector and Wire Management Clips. Pass-Through Connector Kit not for use on End of Run Tables.

16x24



24x24



24x24



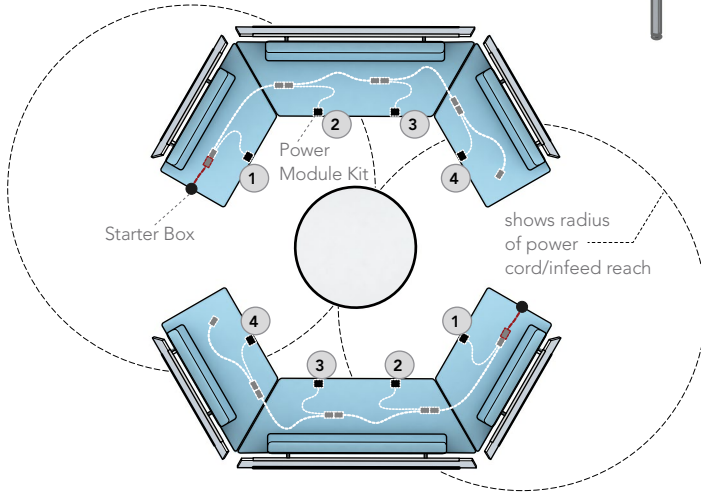
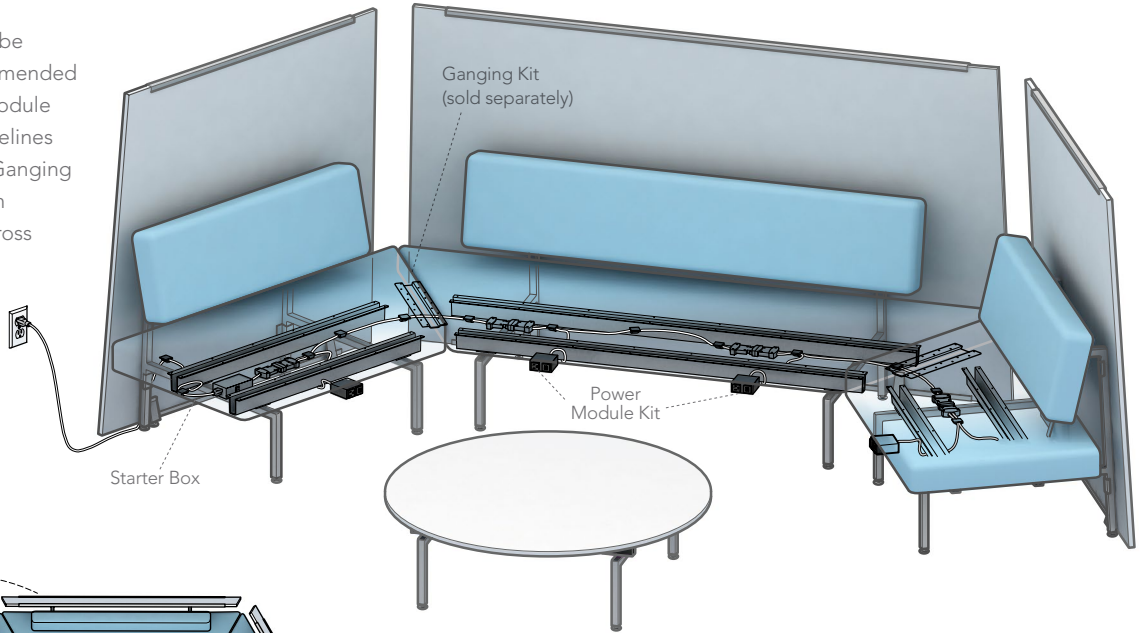
25X28



1 Kit = 1 Pass-Through Connector/1 connection

Power Planning
Consecutively-Connected Power

Power Modules must be installed in the recommended location per Power Module Kit Specification Guidelines (see previous page). Ganging Kits are required when distributing power across multiple pieces. UL recognized.

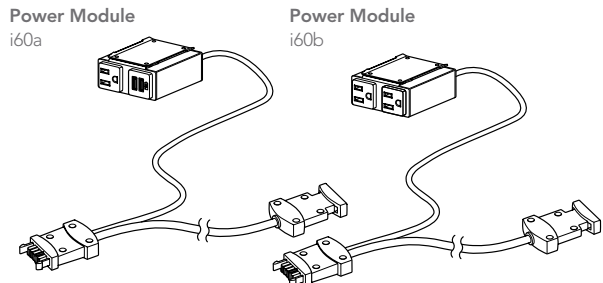


Power Module Kit:

Connects to Starter Box and consecutive Power Module Kits. Wire Management Clips included (5 per package).

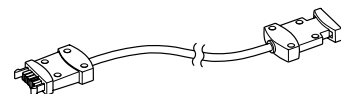
i60a – 1 receptacle, 1 dual USB-charging (2amp)
i60b – 2 receptacles

Available in white or black finish.

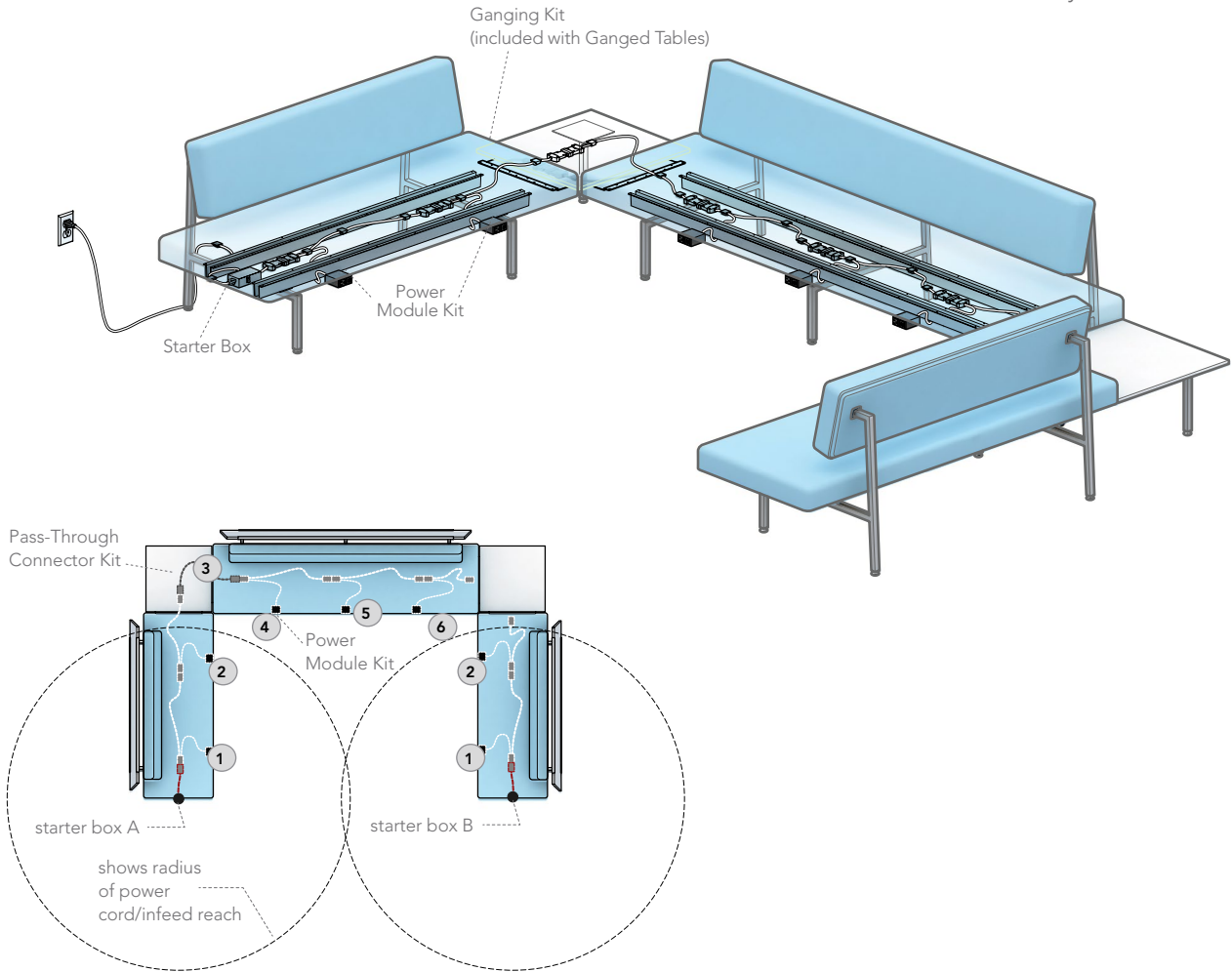


Pass-Through Connector Kit: Use to pass power through a table that is positioned between two powered lounges. Available for ganged In-Line and Corner tables; Rectangular, Square, or Kite. 24" length. Wire Management Clips included (5 per package).

Pass-Through Connector Kit



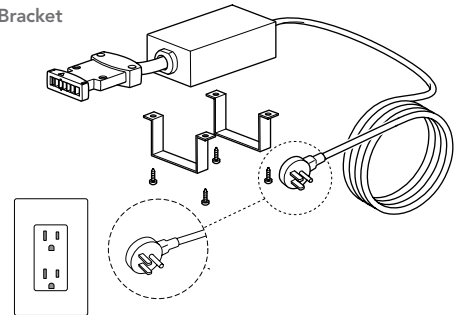
Power Planning
Consecutively-Connected Power



Starter Box and Bracket: Bring power to lounge groupings with no electrician required. Connect up to 8 Power Modules and/or Pass-Through Connectors on one Starter Box*. Replaces a traditional infeed with no electrician required. The standard 15amp plug is available in 72" and 120" cord lengths. UL recognized.

NOTE: The Starter Box monitors for the correct number of units. Once connected to power, the indicator light will be green. If more than 8 Power Modules or Pass-Through Connectors are plugged into the Starter Box, power will shut down and the indicator light will be red. To reset, disconnect the extra unit(s) and unplug the Starter Box from power for 15 seconds. If the Starter Box is overloaded, the circuit breaker will trip and will have to be reset.

Starter Box and Bracket



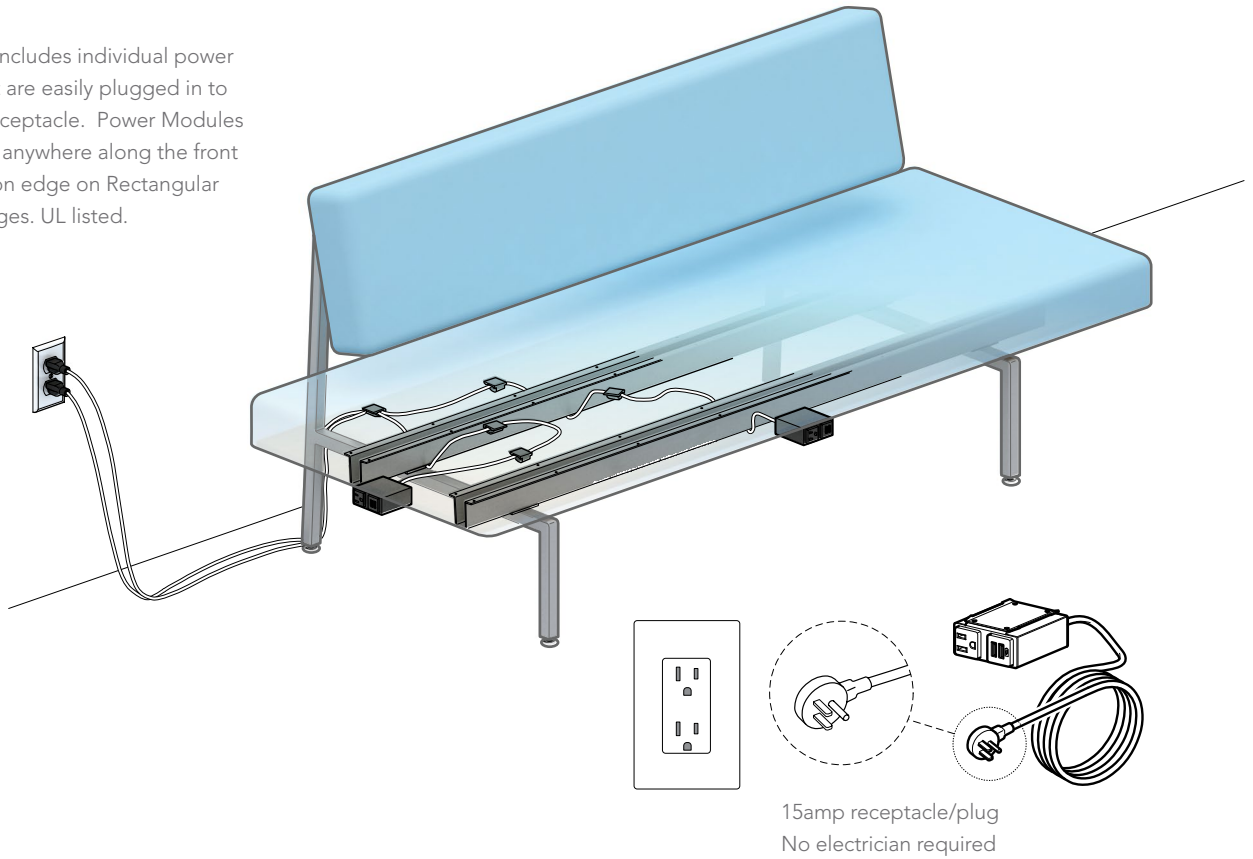
Wire Management Clip: Included with Power Module and Pass-Through Connector Kit. Order separately as an accessory. 5 per package.

Wire Management Clip



Power Planning
Individually Corded Power Module Kits

Power solution includes individual power module kits that are easily plugged in to a floor or wall receptacle. Power Modules can be installed anywhere along the front or side of cushion edge on Rectangular or Wedge Lounges. UL listed.



How to Order Individually Corded Power

product	qty.	product	qty.
rectangular lounge 66	1	power module kit i60a6F	2

Power Modules

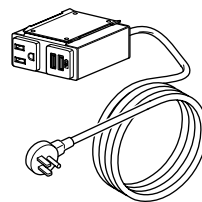
Corded power modules are available as an accessory on lounge products.

i60a – 1 receptacle, 1 dual USB-charging (2amp)

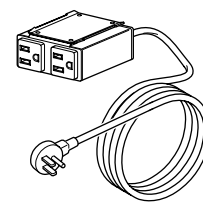
i60b – 2 receptacles

Available in white or black finish.

Power Module
i60a



Power Module
i60b



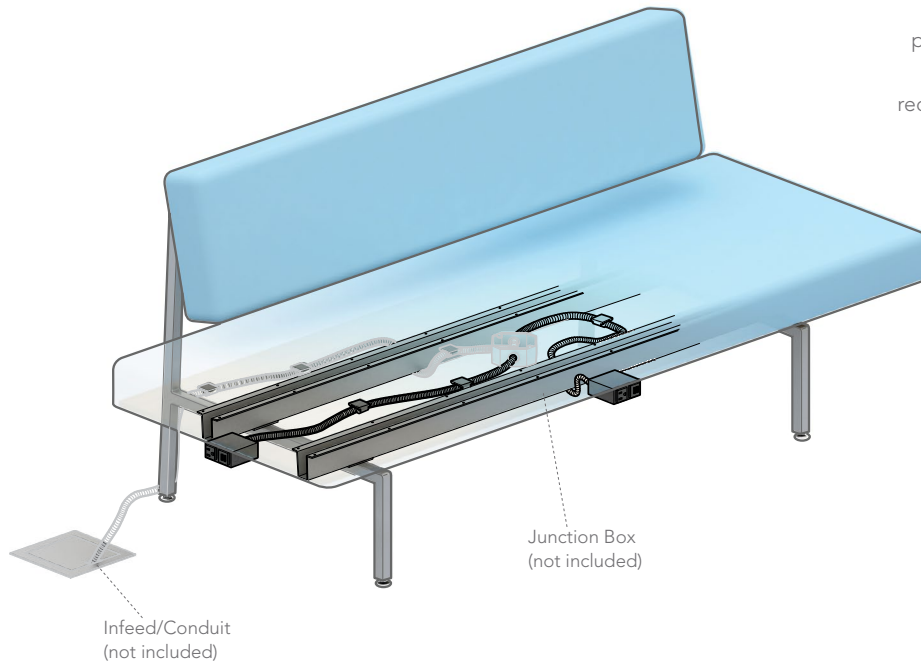
Wire Management Clip: Included with Power Module Kit.
Order separately as an accessory. 5 per package.

Wire Management Clip



Power Planning
Hardwired Power, Chicago and NYC applications

Power solution includes hardwired Power Module. Electrician must provide any additional components (junction box, infeed, conduit) required to meet Chicago/NYC code requirements and is required to perform the installation. UL listed.



How to Order Hardwired Power

product	qty.	product	qty.
rectangular lounge 66	1	power module kit i60aHW	2

Power Module Kits

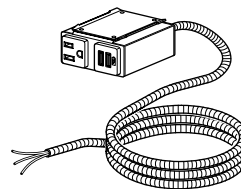
Hardwired power modules are available as an accessory on lounge products.

i60a – 1 receptacle, 1 dual USB-charging (2amp)

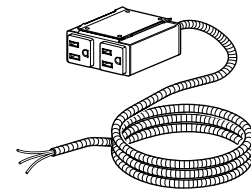
i60b – 2 receptacles

Available in white or black finish.

Power Module
i60a



Power Module
i60b



Wire Management Clip: Included with Power Module Kit.

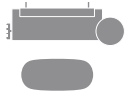
Order separately as an accessory. 5 per package.

Wire Management Clip




Sweet and simple.

Capacity 2



product	qty.	product	qty.
rectangular lounge 66	1	freestanding oval table	1
lolly-top	1	magazine rack	1




L is for laid-back.

Capacity 3-4

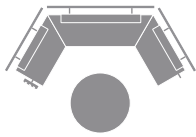


product	qty.	product	qty.
rectangular lounge 96	1	freestanding rock table	1
ganged rectangular table end of run	1	bench	1




Shape up.

Capacity 4

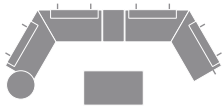


product	qty.	product	qty.
wedge lounge 49L	1	wedge lounge 80D	1
wedge lounge 49R	1	freestanding round table 42	1
back panel 49R	1	magazine rack	1
back panel 49L	1	coat rack	1
back panel 80D	1	ganging kit	2

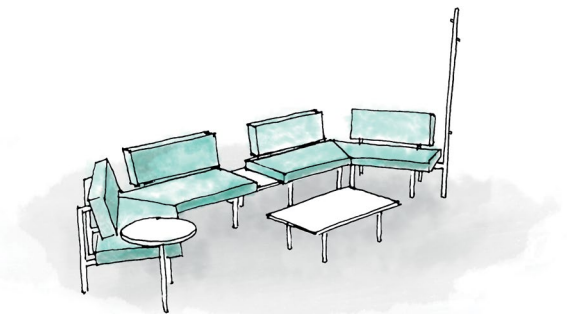


People-perfect.

Capacity 4

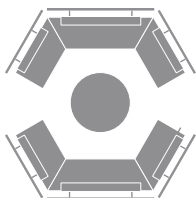


product	qty.	product	qty.
wedge lounge 49L	2	ganged rectangular table in-line	1
wedge lounge 49R	2	freestanding rectangular table	1
lolly-top	1	coat rack	1
ganging kit	2		




The firepit.


Capacity 8



product	qty.	product	qty.
wedge lounge 49L	2	wedge lounge 80D	2
wedge lounge 49R	2	freestanding round table 42	1
back panel 49R	2	back panel 80D	2
back panel 49L	2	coat rack	1
ganging kit	4		

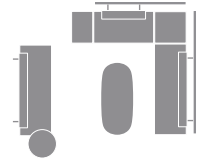


Partial privacy.

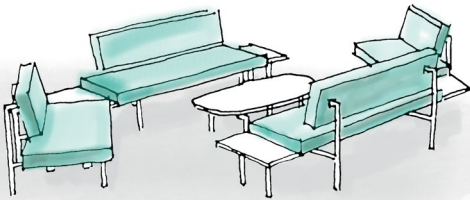


Capacity 5

product	qty.	product	qty.
rectangular lounge 42	1	freestanding oval table	1
rectangular lounge 66	2	ganged rectangular table end of run	1
lollo-top	1	ganged square table corner	1
back panel 66L	1	back panel 90R	1

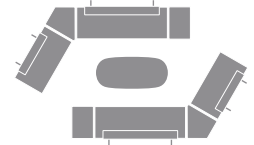


Go casual.




Capacity 6

product	qty.	product	qty.
rectangular lounge 42	2	freestanding oval table	1
rectangular lounge 66	2	ganged rectangular table end of run	2
	1	ganged kite table in-line	2



Café central.




Capacity 4

product	qty.	product	qty.
rectangular lounge 66	2	freestanding booth table	1
back panel 66	2		



One for all.




Capacity 4

product	qty.	product	qty.
rectangular lounge 42	2	ganged kite table in-line	2
rectangular lounge 66	1	freestanding oval table	1

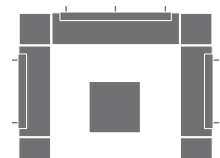


Great groupings.



Capacity 7

product	qty.	product	qty.
rectangular lounge 66	2	ganged square table corner	2
rectangular lounge 96	1	freestanding square table 36	1
ganged rectangular table end of run	2		



How to order example:

1. MODEL NUMBER	2. UPHOLSTERY	3. PATTERN MATCHING	4. FRAME FINISH
SYLLOUNGE66	Momentum/Origin Poppy	SB	P06

1. Model Number

list prices are shown

2. Upholstery

Manufacturer/Pattern/Color

Grades 1 – 6

izzy+ flavors Textile Collection*

COM/Grade 1

Upholstery selection applies the same textile to lounge seat and back. For contrasting seat and back, call for quote.

* The following izzy+flavors textiles are not approved for use:

- Momentum: Icon
- Knoll: Soliloquy, Sonnet, Zipline
- Camira: Denim

Greenhides: Call for quote.

Leather requires additional seaming and stitch detail.

CAL133 options available.

Upcharges apply.

COM/CSM/COL: Call for quote.

Pattern matching requires additional yardage. Leather requires additional seaming and stitch detail. Upcharges apply.

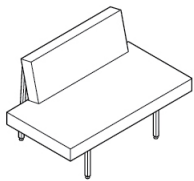
3. Optional Pattern Matching

NO	no pattern match	STD
SB	seat-to-back	+ \$200
PP	piece-to-piece	+ \$200
BP	seat-to-back & piece-to-piece	+ \$400

4. Frame Finish

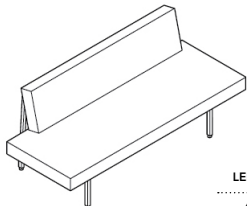
P06	silver
P07	white
P09	charcoal
P10	black
P11	alloy

Rectangular Lounge 42



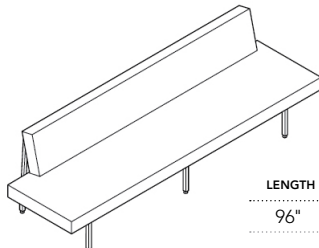
LENGTH	WIDTH	OVERALL HEIGHT	WEIGHT	MODEL #	LIST/COM/						CAL133
					GRADE 1	GRADE 2	GRADE 3	GRADE 4	GRADE 5	GRADE 6	
42"	29"	31"	51 lb	SYLLOUNGE42	\$2,100	+\$250	+\$400	+\$550	+\$700	+\$900	+\$400

Rectangular Lounge 66



LENGTH	WIDTH	OVERALL HEIGHT	WEIGHT	MODEL #	LIST/COM/						CAL133
					GRADE 1	GRADE 2	GRADE 3	GRADE 4	GRADE 5	GRADE 6	
66"	29"	31"	78 lb	SYLLOUNGE66	\$2,300	+\$300	+\$500	+\$700	+\$900	+\$1,100	+\$550

Rectangular Lounge 96

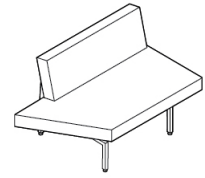


LENGTH	WIDTH	OVERALL HEIGHT	WEIGHT	MODEL #	LIST/COM/						CAL133
					GRADE 1	GRADE 2	GRADE 3	GRADE 4	GRADE 5	GRADE 6	
96"	29"	31"	117 lb	SYLLOUNGE96	\$3,600	+\$400	+\$700	+\$1,000	+\$1,300	+\$1,600	+\$700



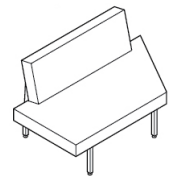
Wedge Right 49

LENGTH	WIDTH	OVERALL HEIGHT	WEIGHT	MODEL #	LIST/COM/ GRADE 1	GRADE 2	GRADE 3	GRADE 4	GRADE 5	GRADE 6	CAL133
49"	29"	31"	54 lb	SYLWED49R	\$2,400	+\$250	+\$400	+\$550	+\$700	+\$900	+\$400



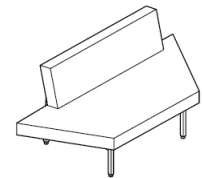
Wedge Left 49

LENGTH	WIDTH	OVERALL HEIGHT	WEIGHT	MODEL #	LIST/COM/ GRADE 1	GRADE 2	GRADE 3	GRADE 4	GRADE 5	GRADE 6	CAL133
49"	29"	31"	54 lb	SYLWED49L	\$2,400	+\$250	+\$400	+\$550	+\$700	+\$900	+\$400

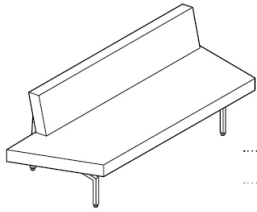


Wedge Double 56

LENGTH	WIDTH	OVERALL HEIGHT	WEIGHT	MODEL #	LIST/COM/ GRADE 1	GRADE 2	GRADE 3	GRADE 4	GRADE 5	GRADE 6	CAL133
56"	29"	31"	54 lb	SYLWED56D	\$2,500	+\$250	+\$400	+\$550	+\$700	+\$900	+\$400

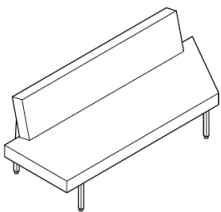


Wedge Right 73



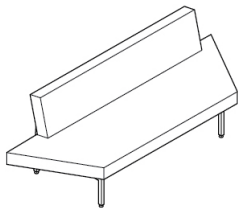
LENGTH	WIDTH	OVERALL HEIGHT	WEIGHT	MODEL #	LIST/COM/ GRADE 1	GRADE 2	GRADE 3	GRADE 4	GRADE 5	GRADE 6	CAL133
73"	29"	31"	81 lb	SYLWED73R	\$3,000	+\$350	+\$600	+\$850	+\$1,100	+\$1,350	+\$550

Wedge Left 73



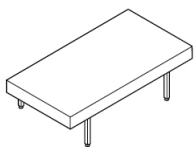
LENGTH	WIDTH	OVERALL HEIGHT	WEIGHT	MODEL #	LIST/COM/ GRADE 1	GRADE 2	GRADE 3	GRADE 4	GRADE 5	GRADE 6	CAL133
73"	29"	31"	81 lb	SYLWED73L	\$3,000	+\$350	+\$600	+\$850	+\$1,100	+\$1,350	+\$550

Wedge Double 80



LENGTH	WIDTH	OVERALL HEIGHT	WEIGHT	MODEL #	LIST/COM/ GRADE 1	GRADE 2	GRADE 3	GRADE 4	GRADE 5	GRADE 6	CAL133
80"	29"	31"	81 lb	SYLWED80D	\$3,100	+\$375	+\$625	+\$875	+\$1,125	+\$1,375	+\$575

Bench



LENGTH	WIDTH	OVERALL HEIGHT	WEIGHT	MODEL #	LIST/COM/ GRADE 1	GRADE 2	GRADE 3	GRADE 4	GRADE 5	GRADE 6	CAL133
42"	24"	16"	41 lb	SYLBENCH42	\$1,600	+\$150	+\$250	+\$350	+\$450	+\$550	+\$300

How to order example:

- | | | | |
|--|-------------|----------------|-----------------|
| 1. FRAME MOUNTED ACCESSORIES - MODEL # | 2. LAMINATE | 3. EDGE FINISH | 4. FRAME FINISH |
| SYLLOLLI | LZ7 | P07 | P07 |

1. Lolli-Top
Model Number
list prices are shown

2. Laminate

core group

- LAS black
- LBT dover white
- LDM pearl
- LB4 folkstone
- LDQ platinum
- LCB earth
- LDA citadel
- LDC graphite

classic wood grain

- LTS fusion maple
- LSV monticello maple
- LS2 huntington maple
- LXW wild cherry
- LS4 versailles anigre
- LTW empire mahogany
- LVK montana walnut
- LT6 hemlock

classic patterns

- LRC pewter mesh
- LRP grey mesh
- LPD platinum drops
- LWH white drops
- LNT neutral drops
- LSR sarum twill

evolving wood grain

- LCC smokey brown pear
- LZ7 white ash
- LZ8 weathered ash
- LZ9 natural ash
- LCH cherry riftwood

non-standard laminate

Call customer service for a quote. Specify mfg. name and code number, refer to finishes appendix for details; upcharge and extended lead times may apply.

3. Edge Finish

2mm edgeband

- E37 black
- E30 white
- E31 neutral white
- E33 folkstone
- E32 platinum
- E39 earth
- E36 citadel
- E35 graphite
- E38 brown
- E34 satin silver
- E41 fusion maple
- E42 monticello maple
- E43 huntington maple
- E44 wild cherry
- E45 versailles anigre
- E40 empire mahogany
- E47 montana walnut
- E46 hemlock

- | | |
|--|-----------------|
| 1. FRAME MOUNTED ACCESSORIES - MODEL # | 2. PAINT FINISH |
| SYLCOATRACK | P06 |

1. Coat Rack
Model Number
list prices are shown

2. Paint Finish

- P06 silver
- P07 white
- P09 charcoal
- P10 black
- P11 alloy

- | | |
|--|-----------------|
| 1. FRAME MOUNTED ACCESSORIES - MODEL # | 2. PAINT FINISH |
| SYLMAGRACK | P06 |

1. Magazine Rack
Model Number
list prices are shown

2. Paint Finish

- P06 silver
- P07 white
- P09 charcoal
- P10 black
- P11 alloy

- | |
|----------------|
| 1. ACCESSORIES |
| RLNACCPMB |

1. Floor Mounting Kit
Model Number
list prices are shown

Black finish only.

- | |
|----------------|
| 1. ACCESSORIES |
| SYLGANGKIT |

1. Ganging Kit
list prices are shown

Black finish only.

4. Frame Finish

- P06 silver
- P07 white
- P09 black
- P10 charcoal
- P11 alloy



PRODUCT DESCRIPTION	QTY IN PACKAGE	MODEL #	LIST PRICE
loli-top	1	SYLLOLLI	\$600



PRODUCT DESCRIPTION	QTY IN PACKAGE	MODEL #	LIST PRICE
coat rack	1	SYLCOATRACK	\$800



PRODUCT DESCRIPTION	QTY IN PACKAGE	MODEL #	LIST PRICE
magazine rack	1	SYLMAGRACK	\$300



PRODUCT DESCRIPTION	QTY IN PACKAGE	MODEL #	LIST PRICE
floor mounting kit	4	RLNACCPMB	\$33



PRODUCT DESCRIPTION	QTY IN PACKAGE	MODEL #	LIST PRICE
ganging kit	1	SYLGANGKIT	\$125

How to order example:

1. MODEL NUMBER	3. LAMINATE	3. EDGE FINISH	4. FRAME FINISH
SYLRECT16EGANG	LZ7	E31	P06

1. Model Number

list prices are shown

2. Laminate

core group

- LAS black
- LBT dover white
- LDM pearl
- LB4 folkstone
- LDQ platinum
- LCB earth
- LDA citadel
- LDC graphite

classic wood grain

- LTS fusion maple
- LSV monticello maple
- LS2 huntington maple
- LXW wild cherry
- LS4 versailles anigre
- LTW empire mahogany
- LVK montana walnut
- LT6 hemlock

classic patterns

- LRC pewter mesh
- LRP grey mesh
- LPD platinum drops
- LWH white drops
- LNT neutral drops
- LSR sarum twill

evolving wood grain

- LCC smokey brown pear
- LZ7 white ash
- LZ8 weathered ash
- LZ9 natural ash
- LCH cherry riftwood

non-standard laminate

Call customer service for a quote. Specify mfg. name and code number, refer to finishes appendix for details; upcharge and extended lead times may apply.

3. Edge Finish

2mm edgeband

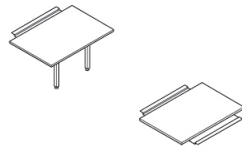
- E37 black
- E30 white
- E31 neutral white
- E33 folkstone
- E32 platinum
- E39 earth
- E36 citadel
- E35 graphite
- E38 brown
- E34 satin silver
- E41 fusion maple
- E42 monticello maple
- E43 huntington maple
- E44 wild cherry
- E45 versailles anigre
- E40 empire mahogany
- E47 montana walnut
- E46 hemlock

4. Frame Finish

- P06 silver
- P07 white
- P09 charcoal
- P10 black
- P11 alloy

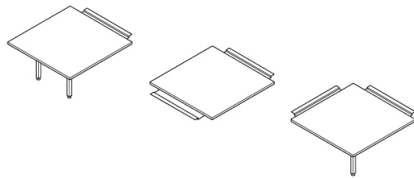
NOTE: Ganging Bracket(s) included.

Rectangular Table 16



LENGTH	WIDTH	OVERALL HEIGHT	WEIGHT	MODEL #	LIST PRICE
END OF RUN - two legs with one ganging bracket					
16"	24"	12"	15 lb	SYLRECT16EGANG	\$800
IN-LINE - no leg with two ganging brackets					
16"	24"	12"	13 lb	SYLRECT16IGANG	\$600

Square Table 24



LENGTH	WIDTH	OVERALL HEIGHT	WEIGHT	MODEL #	LIST PRICE
END OF RUN - two legs with one ganging bracket					
24"	24"	12"	19 lb	SYLSQ24EGANG	\$850
IN-LINE - no leg with two ganging brackets					
24"	24"	12"	17 lb	SYLSQ24IGANG	\$650
CORNER - one leg with two ganging brackets					
24"	24"	12"	19 lb	SYLSQ24CGANG	\$800

Kite Table 25



LENGTH	WIDTH	OVERALL HEIGHT	WEIGHT	MODEL #	LIST PRICE
IN-LINE - no leg with two ganging brackets					
25"	28"	12"	12 lb	SYLKITE25IGANG	\$600

How to order example:

1. MODEL NUMBER	3. LAMINATE	3. EDGE FINISH	4. FRAME FINISH
SYLSQ24DISC	LZ7	E31	P06

1. Model Number

list prices are shown

2. Laminate

core group

LAS	black
LBT	dover white
LDM	pearl
LB4	folkstone
LDQ	platinum
LCB	earth
LDA	citadel
LDC	graphite

classic wood grain

LTS	fusion maple
LSV	monticello maple
LS2	huntington maple
LXW	wild cherry
LS4	versailles anigre
LTW	empire mahogany
LVK	montana walnut
LT6	hemlock

classic patterns

LRC	pewter mesh
LRP	grey mesh
LPD	platinum drops
LWH	white drops
LNT	neutral drops
LSR	sarum twill

evolving wood grain

LCC	smokey brown pear
LZ7	white ash
LZ8	weathered ash
LZ9	natural ash
LCH	cherry riftwood

non-standard laminate

Call customer service for a quote. Specify mfg. name and code number, refer to finishes appendix for details; upcharge and extended lead times may apply.

3. Edge Finish

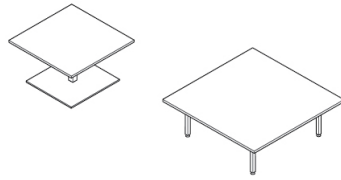
2mm edgeband

E37	black
E30	white
E31	neutral white
E33	folkstone
E32	platinum
E39	earth
E36	citadel
E35	graphite
E38	brown
E34	satin silver
E41	fusion maple
E42	monticello maple
E43	huntington maple
E44	wild cherry
E45	versailles anigre
E40	empire mahogany
E47	montana walnut
E46	hemlock

4. Frame Finish

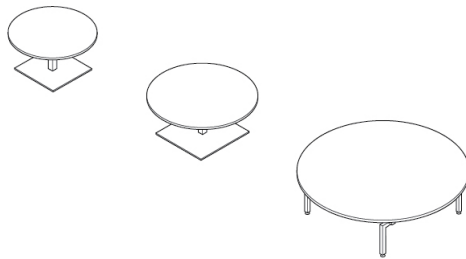
P06	silver
P07	white
P09	charcoal
P10	black
P11	alloy

Square Table



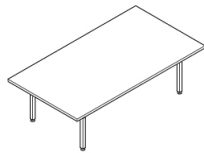
LENGTH	WIDTH	OVERALL HEIGHT	WEIGHT	MODEL #	LIST PRICE
SQUARE DISC BASE					
24"	24"	13"	37 lb	SYLSQ24DISC	\$1,000
4-LEG					
36"	36"	13"	42 lb	SYLSQ364LEG	\$1,100

Round Table



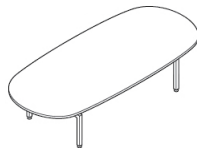
LENGTH	WIDTH	OVERALL HEIGHT	WEIGHT	MODEL #	LIST PRICE
SQUARE DISC BASE					
24"	24"	13"	35 lb	SYLRD24DISC	\$900
SQUARE DISC BASE					
30"	30"	13"	39 lb	SYLRD30DISC	\$1,000
4-LEG					
42"	42"	13"	44 lb	SYLRD424LEG	\$1,200

Rectangular Table



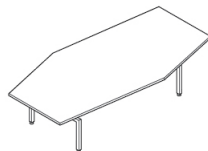
LENGTH	WIDTH	OVERALL HEIGHT	WEIGHT	MODEL #	LIST PRICE
4-LEG					
42"	24"	13"	34 lb	SYLRECT424LEG	\$1,200

Oval Table



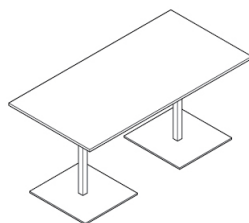
LENGTH	WIDTH	OVERALL HEIGHT	WEIGHT	MODEL #	LIST PRICE
4-LEG					
54"	24"	13"	38 lb	SYLOVAL544LEG	\$1,200

Rock Table



LENGTH	WIDTH	OVERALL HEIGHT	WEIGHT	MODEL #	LIST PRICE
4-LEG					
54"	28"	13"	42 lb	SYLROCK544LEG	\$1,300

Booth Table



LENGTH	WIDTH	OVERALL HEIGHT	WEIGHT	MODEL #	LIST PRICE
SQUARE DISC BASE					
60"	30"	28"	125 lb	SYLBOOTH3060DISC	\$1,800

How to order example:

- 1. ACCESSORY

SYLGANGKIT

- 1. Ganging Kit
Model Number
list prices are shown

Black finish only.

How to order example:

- 1. ACCESSORY PAINT FINISH

SYLLEGGIT

P06

- 1. Leg Kit
Model Number
list prices are shown

2. Paint Finish

- P06 silver
- P07 white
- P09 charcoal
- P10 black
- P11 alloy

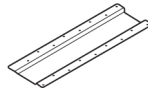
How to order example:

- 1. ACCESSORY

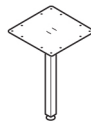
RLNACCPMB

- 1. Floor Mounting Kit
Model Number
list prices are shown

Black finish only.



PRODUCT DESCRIPTION	QTY IN PACKAGE	MODEL #	LIST PRICE
ganging kit	1	SYLGANGKIT	\$125



PRODUCT DESCRIPTION	QTY IN PACKAGE	MODEL #	LIST PRICE
leg kit	1	SYLLEGKIT	\$200



PRODUCT DESCRIPTION	QTY IN PACKAGE	MODEL #	LIST PRICE
floor mounting kit	4	RLNACCPMB	\$33

How to order example:

1. MODEL NUMBER	3. LAMINATE	3. EDGE FINISH	4. PAINT FINISH
SYLBACK42	LZ7	E31	P06

1. Model Number

list prices are shown

2. Laminate

core group

LAS	black
LBT	dover white
LDM	pearl
LB4	folkstone
LDQ	platinum
LCB	earth
LDA	citadel
LDC	graphite

classic wood grain

LTS	fusion maple
LSV	monticello maple
LS2	huntington maple
LXW	wild cherry
LS4	versailles anigre
LTW	empire mahogany
LVK	montana walnut
LT6	hemlock

classic patterns

LRC	pewter mesh
LRP	grey mesh
LPD	platinum drops
LWH	white drops
LNT	neutral drops
LSR	sarum twill

evolving wood grain

LCC	smokey brown pear
LZ7	white ash
LZ8	weathered ash
LZ9	natural ash
LCH	cherry riftwood

non-standard laminate

Call customer service for a quote. Specify mfg. name and code number, refer to finishes appendix for details; upcharge and extended lead times may apply.

3. Edge Finish


2mm edgeband

E37	black
E30	white
E31	neutral white
E33	folkstone
E32	platinum
E39	earth
E36	citadel
E35	graphite
E38	brown
E34	satin silver
E41	fusion maple
E42	monticello maple
E43	huntington maple
E44	wild cherry
E45	versailles anigre
E40	empire mahogany
E47	montana walnut
E46	hemlock

4. Paint Finish


P06	silver
P07	white
P09	charcoal
P10	black
P11	alloy

Back Panel 42, 66, 96
for Rectangular Lounge




LENGTH	WIDTH	OVERALL HEIGHT	WEIGHT	MODEL #	LIST PRICE
USE WITH LOUNGE 42					
38"	3/4"	48"	42 lb	SYLBACK42	\$1,100
USE WITH LOUNGE 66					
62"	3/4"	48"	69 lb	SYLBACK66	\$1,300
USE WITH LOUNGE 96					
92"	3/4"	48"	105 lb	SYLBACK96	\$1,500

Back Panel 49 & 56
for Wedge Lounge



LENGTH	WIDTH	OVERALL HEIGHT	WEIGHT	MODEL #	LIST PRICE
USE WITH WEDGE LOUNGE RIGHT 49					
48"	3/4"	48"	54 lb	SYLBACK49R	\$1,200
USE WITH WEDGE LOUNGE LEFT 49					
48"	3/4"	48"	54 lb	SYLBACK49L	\$1,200
USE WITH WEDGE LOUNGE DOUBLE 56					
58"	3/4"	48"	66 lb	SYLBACK56D	\$1,250

Back Panel 73 & 80
for Wedge Lounge

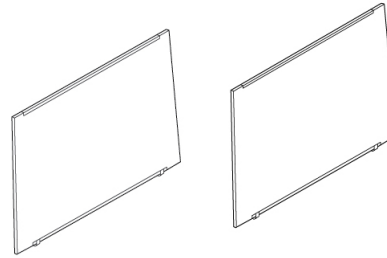


LENGTH	WIDTH	OVERALL HEIGHT	WEIGHT	MODEL #	LIST PRICE
USE WITH WEDGE LOUNGE RIGHT 73					
72"	3/4"	48"	81 lb	SYLBACK73R	\$1,400
USE WITH WEDGE LOUNGE LEFT 73					
72"	3/4"	48"	81 lb	SYLBACK73L	\$1,400
USE WITH WEDGE LOUNGE DOUBLE 80					
82"	3/4"	48"	94 lb	SYLBACK80D	\$1,500

Back Panel 66

for Rectangular Lounge 42 & Ganged Square Table 24

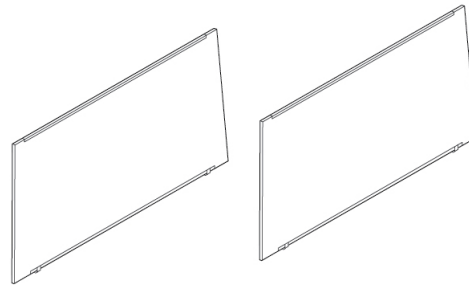
LENGTH	WIDTH	OVERALL HEIGHT	WEIGHT	MODEL #	LIST PRICE
USE WITH RECTANGULAR LOUNGE 42 & GANGED SQUARE TABLE 24 RIGHT					
67"	3/4"	48"	75 lb	SYLBACK66R	\$1,300
USE WITH RECTANGULAR LOUNGE 42 & GANGED SQUARE TABLE 24 LEFT					
67"	3/4"	48"	75 lb	SYLBACK66L	\$1,300



Back Panel 90

for Rectangular Lounge 66 & Ganged Square Table 24

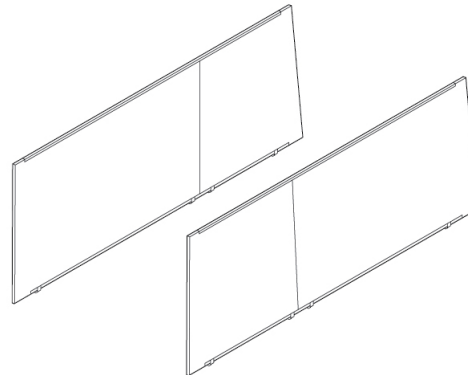
LENGTH	WIDTH	OVERALL HEIGHT	WEIGHT	MODEL #	LIST PRICE
USE WITH RECTANGULAR LOUNGE 66 & GANGED SQUARE TABLE 24 RIGHT					
91"	3/4"	48"	103 lb	SYLBACK90R	\$1,600
USE WITH RECTANGULAR LOUNGE 66 & GANGED SQUARE TABLE 24 LEFT					
91"	3/4"	48"	103 lb	SYLBACK90L	\$1,600

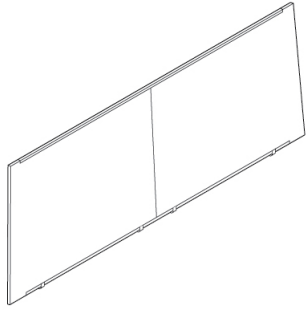


Back Panel 120

for Rectangular Lounge 96 & Ganged Square Table 24

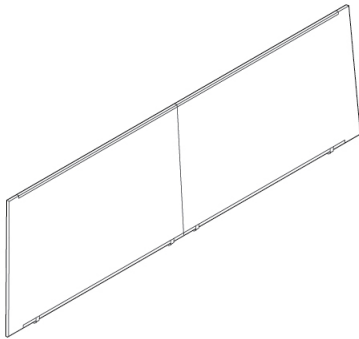
LENGTH	WIDTH	OVERALL HEIGHT	WEIGHT	MODEL #	LIST PRICE
USE WITH RECTANGULAR LOUNGE 96 & GANGED SQUARE TABLE 24 RIGHT					
121"	3/4"	48"	139 lb	SYLBACK120R	\$2,100
USE WITH RECTANGULAR LOUNGE 96 & GANGED SQUARE TABLE 24 LEFT					
121"	3/4"	48"	139 lb	SYLBACK120L	\$2,100





Back Panel 114L&R
for Rectangular Lounge 66 & Two Ganged Square Tables 24

LENGTH	WIDTH	OVERALL HEIGHT	WEIGHT	MODEL #	LIST PRICE
USE WITH RECTANGULAR LOUNGE 66 & TWO GANGED SQUARE TABLES 24, LEFT & RIGHT					
121"	3/4"	48"	142 lb	SYLBACK114RL	\$2,300



Back Panel 144L&R
for Rectangular Lounge 96 & Two Ganged Square Tables 24

LENGTH	WIDTH	OVERALL HEIGHT	WEIGHT	MODEL #	LIST PRICE
USE WITH RECTANGULAR LOUNGE 96 & TWO GANGED SQUARE TABLES 24, LEFT & RIGHT					
150"	3/4"	48"	172 lb	SYLBACK144RL	\$2,300

Consecutively-Connected Power

Electrical - Starter Box, Connector Kit, and Power Module Kits

How to order example:

- | | |
|---------------------|------------------------------|
| 1. POWER MODULE KIT | 2. POWER MODULE COLOR/FINISH |
| PWRi60a42 | AV |

1. Power Module Kit

list prices are shown

Available as an accessory on consecutively-connected lounge products.

NOTE: Wire Management Clips (5 per package) are included with Power Module Kit.

2. Power Module Color/Finish

i60a power module

- AV white
- C black

i60b power module

- AV white
- C black

How to order example:

- | |
|--------------------------|
| 1. STARTER BOX & BRACKET |
| PWRSTART72 |

1. Starter Box & Bracket

cord length

- | | |
|-------------|------|
| PWRSTART72 | 72" |
| PWRSTART120 | 120" |

NOTE: Connect up to 8 Power Modules and/or Pass-Through Connectors on one Starter Box. Order one Starter Box for every 8 connections.

How to order example:

- | |
|-------------------------------|
| 1. PASS-THROUGH CONNECTOR KIT |
| PWRPASS24 |

1. Pass-Through Connector Kit

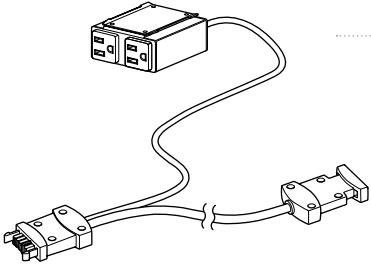
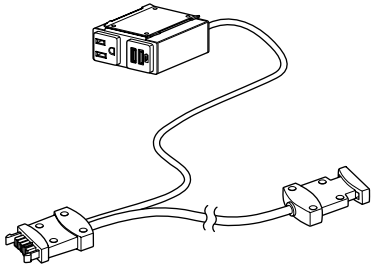
cord length

- | | |
|-----------|-----|
| PWRPASS24 | 24" |
|-----------|-----|

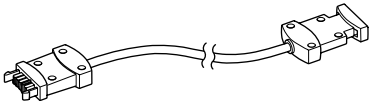
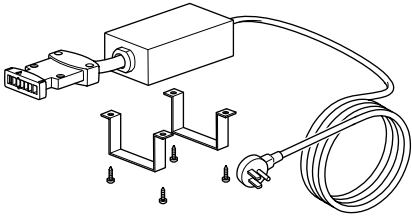
NOTE: Use to pass power through a ganged Rectangular, Square, or Kite table that is positioned between two powered Lounges. Includes Wire Management Clips (5 per package).

Consecutively-Connected Power

Electrical - Starter Box, Connector Kit, and Power Module Kits



PRODUCT DESCRIPTION	LOUNGE LENGTH	QUANTITY OF POWER MODULES IN KIT	MODEL #	LIST PRICE
i60a 1 power, 1 dual USB	42"-56"	1	PWRi60a42	\$300
	66"-80"	2	PWRi60a66	\$600
	80"-96"	3	PWRi60a96	\$900
i60b 2 power	42"-56"	1	PWRi60b42	\$200
	66"-80"	2	PWRi60b66	\$400
	80"-96"	3	PWRi60b96	\$600



PRODUCT DESCRIPTION	CORD LENGTH	MODEL #	LIST PRICE
starter box & bracket	72	PWRSTART72	\$500
	120	PWRSTART120	\$525
pass-through connector kit	24	PWRPASS24	\$125

Individually Corded Power

Electrical - Individual Power Module Kits

How to order example:

1. POWER MODULE

PWRi60a6F

AV

1. Power Module

list prices are shown

Available as an accessory on lounge products.

NOTE: Wire Management Clips (5 per package) are included with Power Module Kits.

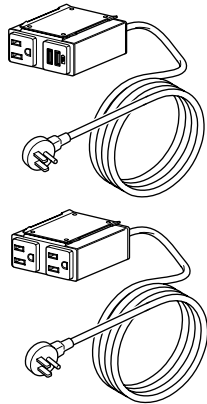
2. Power Module Color/Finish

i60a power module

AV white
C black

i60b power module

AV white
C black



PRODUCT DESCRIPTION	CORD LENGTH	MODEL #	LIST PRICE
i60a 1 power, 1 dual USB	72"	PWRi60a6F	\$275
	120"	PWRi60a10F	\$300
i60b 2 power	72"	PWRi60b6F	\$175
	120"	PWRi60b10F	\$200

Hardwired Power, Chicago and NYC applications
Electrical - Power Module Kits (hardwired)

How to order example:

1. POWER MODULE

PWRi60aHW

AV

1. Power Module

list prices are shown

Available as an accessory on lounge products.

NOTE: Wire Management Clips (5 per package) are included with Power Module Kits.

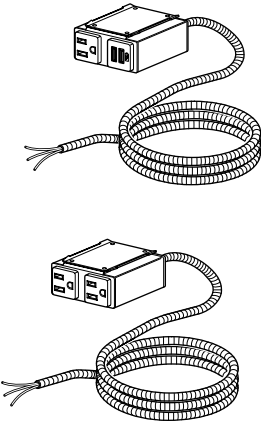
2. Power Module Color/Finish

i60a power module

- AV white
- C black

i60b power module

- AV white
- C black



PRODUCT DESCRIPTION	CORD LENGTH	MODEL #	LIST PRICE
i60a	72"	PWRi60aHW	\$250
i60b	72"	PWRi60bHW	\$250

Power - Consecutively Connected

Electrical - Starter Box, Connector Kits, and Power Module Kits

How to order example:

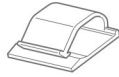
- 1. ACCESSORY

PWRWMCLIP

1. Wire Management Clip

list prices are shown

Black finish only.



PRODUCT DESCRIPTION	QTY IN PACKAGE	MODEL #	LIST PRICE
wire management clip	5	PWRWMCLIP	\$6

How to order example:

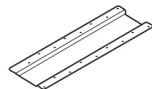
- 1. ACCESSORY

SYLGANGKIT

1. Ganging Kit
Model Number

list prices are shown

Black finish only.



PRODUCT DESCRIPTION	QTY IN PACKAGE	MODEL #	LIST PRICE
ganging kit	1	SYLGANGKIT	\$125



Sylvie Lounge with Back Panels and Freestanding table

The Tess seating line stacks up nicely. More than just attractive, Tess is exceptionally versatile, comfortable and well made, providing quality at an economic price.

FEATURES & BENEFITS

- Side chair or stool
- 4-leg or sled base
- COM welcome
- Upgrades/options
 - Hard surface casters, soft surface casters, glides
 - Ganging
 - Bookrack
- Limited lifetime warranty

STANDARDS

- Meets or exceeds ANSI/BIFMA standards
- Can meet Cal TB133

How to Order Tess

1. MODEL/SIZE

Standard product includes no arms, upholstered back, black frame with glides. See product page for model number.

2. ARMS

PX	Armless	Std
PF	Arms	+\$41
TR	Tablet Arm, Right Hand (4-Leg Side Chair with glides only)	+\$237
TL	Tablet Arm, Left Hand (4-Leg Side Chair with glides only)	+\$237

3. BACK FINISH (Wood Back models only)

NB	Natural Beech
DC	Dark Cherry

4. SEAT/BACK UPHOLSTERY

Grades 1 – 6 izzy+ flavors Textile Collection		
SS	Same fabric/same grade price at specified grade	+\$0
SD	Same grade/different fabric price at specified grade	+\$50
DD	Different grade/different fabric	+\$50*
*price at grade 6, regardless of grades specified		

5. FRAME FINISH

P06	Silver
P07	White
P09	Charcoal
P10	Black
P11	Alloy

6. CASTER/GLIDE (4-leg chairs only)

GL	Glides	Std
HR	Hard Rubber Caster	+\$35
for use on "soft floors" (carpets) (4-Leg Side Chairs only)		
SR	Soft Rubber Caster	+\$48
for use on "hard floors" (tile) (4-Leg Side Chairs only)		

GLIDES For Sled Base and Stools chairs only

GL	Glides	Std
-----------	--------	-----

7. TABLET FINISH (tablet arm only)

LAS	Black
LBT	Dover White
LDM	Pearl
LB4	Folkstone
LDQ	Platinum
LCB	Earth
LDA	Citadel
LCD	Graphite

8. TABLET EDGE (tablet arm only)

V37	Black
V35	Graphite
V36	Citadel
V39	Earth

9. AVAILABLE OPTIONS

CA	Cal TB133	+\$103
GA	Ganging Arm to Arm or Arm to Side	+\$12
BR	Bookrack, Black (4-Leg Side Chair only)	+\$98
BN	Ballistic Nylon Back Panel (not available on wood back models)	—

Example:

1. MODEL/SIZE	2. ARMS	3. BACK FINISH	4. SEAT/BACK UPHOLSTERY	4a. SEAT UPHOLSTERY	4b. BACK UPHOLSTERY
TES1134	PF	—	SS	MOMENTUM/ORIGIN POPPY	MOMENTUM/ORIGIN POPPY
5. FRAME FINISH	6. CASTER/GLIDE	7. TABLET FINISH	8. TABLET EDGE	9. OPTIONS	
P10	GL	LBT	V37	CA	

TESS

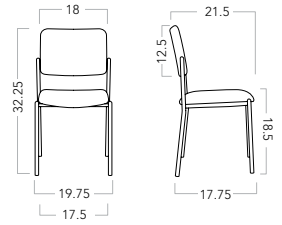
4-Leg Side, Armless



Model Number	Textile Grade 1/COM/COL	2	3	4	5	6
TES1134	\$298	\$344	\$391	\$437	\$483	\$530

Com Requirements
1 chair / 1.25 yds.

Shipping Information
Set up
Single 11.2 cu. ft. / 15 lbs.
Double 19.4 cu. ft. / 30 lbs.
Triple 20.3 cu. ft. / 45 lbs.
UPS



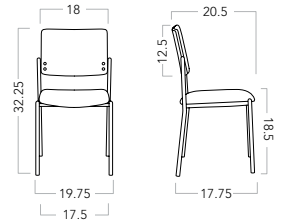
4-Leg Side, Armless Wood Back



Model Number	Textile Grade 1/COM/COL	2	3	4	5	6
TES1234	\$343	\$389	\$436	\$482	\$528	\$575

Com Requirements
1 chair / .75 yds.

Shipping Information
Set up / 1 per carton
Single 11.2 cu. ft. / 15 lbs.
Double 19.4 cu. ft. / 30 lbs.
Triple 20.3 cu. ft. / 45 lbs.
UPS



Sled Base, Armless



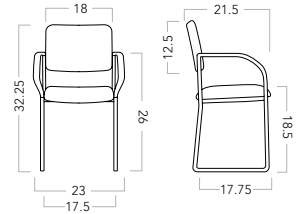
(shown with arm option)

Model Number	Textile Grade 1/COM/COL	2	3	4	5	6
TES1131	\$340	\$386	\$433	\$479	\$525	\$572

Sled Base does not stack

Com Requirements
1 chair / 1.25 yds.

Shipping Information
Set up / 1 per carton
11.2 cu. ft. / 17 lbs.
UPS



Sled Base, Armless Wood Back



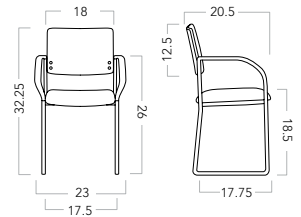
(shown with arm option)

Model Number	Textile Grade 1/COM/COL	2	3	4	5	6
TES1231	\$387	\$433	\$480	\$526	\$572	\$619

Sled Base does not stack

Com Requirements
1 chair / .75 yds.

Shipping Information
Set up / 1 per carton
11.2 cu. ft. / 17 lbs.
UPS



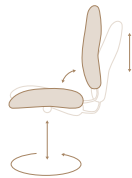
Double Dolly

Model Number	List Price
TES2535	\$804

Shipping Information
Set up / 1 per carton
38 lbs.
UPS

Wabi was designed to support longer-term sits in first spaces, where your focused work and email-brilliance often takes place. The pelvic rotator pad gently nudges your pelvis in the right position while the science-based seat pan cradles your pelvis. These parts, paired with a highly adjustable Active Movement Mechanism encourage balanced and healthy movement while sitting.

FUNCTIONALITY



Active Movement Mechanism

- Pneumatic seat height
- Seat and back tilt as a unit
- 4 position tilt tension selection
- Micro back-tension adjusters
- Back lock

FEATURES & BENEFITS

- Task back with performance mesh
- Performance mesh coordinates with each of three back colors, Falcon, Raven, and Sandpiper
- Active Movement Mechanism includes a 4-position personal tension selector, back recline lock, micro back tension adjusters for fine-tuned adjustments, as well as a seat height adjustment lever
- 4 painted aluminum base colors, 3 nylon base colors, plus the polished aluminum option
- The all-aluminum height adjustable and pivoting arms are engineered with automotive-like quality. Super smooth and solid. Arms intuitively swivel, responding to the user's movement.
- Fixed aluminum arms and armless options for price, function and aesthetic scalability
- Seat upholstery is available through the izzy+ Flavors Textile Collection, a carefully curated selection of environmentally-friendly fabrics, polyurethanes, and leathers
- The optional 3D Teknit seat material offers an even more comfortable sit, with virtually no waste generated during the manufacturing process
- Customize with your very own COM

STANDARDS

- Meets or exceeds ANSI/BIFMA standards
- SCS Indoor Advantage™ Gold certified
- Can meet Cal TB133
- BIFMA Level 2 certified
- Warranted for use by persons 300 lbs and under

How to Order Wabi

1. MODEL/SIZE

Standard product includes armless, black nylon base and carpet casters. See product page for model number.

Functionality

Active Movement Mechanism

2. UPHOLSTERY

Grades 1 – 6

izzy+ flavors Textile Collection

COM	Grade 1
COL	Grade 1
Teknit Ivory	Grade 2
Teknit Grey	Grade 2
Teknit Black	Grade 2
Teknit Grey/Yellow	Grade 2
Teknit Black/Green	Grade 2
Teknit Grey/Teal	Grade 2

3. CAL TB133

CX	No CAL 133	—
CA	CAL TB133	\$75

4. BACK FRAME/MESH COLOR

T12	Raven Frame/Black Mesh (Wabi Mesh)	—
T15	Falcon Frame/Grey Mesh (Wabi Mesh)	—
T26	Sandpiper Frame/Tan Mesh (Wabi Mesh)	—

5. ARMS

PB	Height Adj, Pivoting, Polished Aluminum	\$232
PD	Fixed, Polished Aluminum	\$158
PX	No Arms	—
NOTE: Urethane (matches back frame color)		

6. CASTER

HR	Hard Rubber caster (carpet)	—
SR	Soft Rubber caster (hard surface)	—

7. Base Type

NB	Raven Nylon Base	—
NS	Sandpiper Nylon Base	—
NF	Falcon Nylon Base	—
P55	Polished Aluminum Base	\$60
P10	Black Aluminum Base (painted)	\$60
P06	Silver Aluminum Base (painted)	\$60
P11	Alloy Aluminum Base (painted)	\$60
P09	Charcoal Aluminum Base (painted)	\$60

8. Pelvic Support

LM	Pelvic Rotator Pad	\$35
-----------	--------------------	------

9. Packaging

KD	Knocked-Down Boxed	—
SB	Set-Up Boxed	\$67

Example:

1. MODEL/SIZE	2. UPHOLSTERY	3. CAL TB133	4. FRAME/MESH	5. ARMS	6. CASTER	7. BASE	8. PELVIC SUPPORT	9. PACKAGING
WAB2621	TEKNIT GREY	Cal TB133	T12	PD	HR	P55	LM	SB

WABI

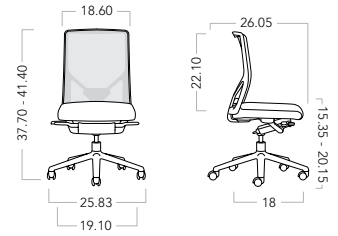
Mesh Task Back



Model Number	Textile Grade 1/COM/COL	2	3	4	5	6
WAB2621	\$861	\$907	\$954	\$1000	\$1046	\$1093
Active Movement Mechanism						

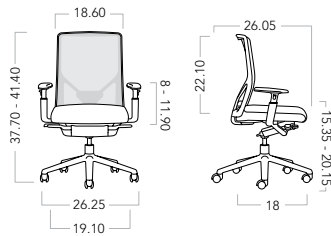
COM Requirements
1 chair / 1 yds.

Shipping Information
KD / 1 per carton
11.33 cu. ft.
60 lbs.
UPS

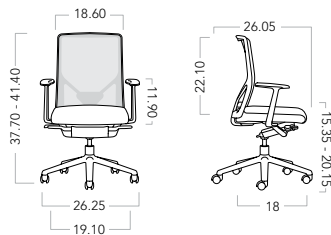


Wabi chair, Falcon frame, Polished Aluminum base, Mahram Medium Clover seat pad, Height Adjustable Arms

Wabi Mesh Task Back with Height Adjustable Arms



Wabi Mesh Task Back with Fixed Aluminum Arms



Terms and Conditions of Sale

Prices & Terms

List prices shown apply to product only. Storage, sales tax and any installation charges are additional. All orders are shipped freight prepaid within the contiguous United States and Canada. Freight charges will be the responsibility of izzy+. FOB point is izzy+'s factory. The title of goods passes to the purchaser and our responsibility ceases when the carrier accepts shipment at our manufacturing facility.

Prices in effect when the order is received will apply. If the shipping date requested exceeds six (6) months from the order receipt, izzy+ may use the published list prices effective at the shipment date. Payment is due according to our invoice terms. In the event of delinquency, the customer shall be liable for reasonable collection costs, including attorney fees. If, in the judgment of izzy+, the financial condition of the purchaser at any time during the period of the agreement does not justify the previously agreed payment terms, izzy+ may require full or partial payment in advance.

Prompt Payment Terms: 1% 10 Days, Net 30 Days.

Canadian Customers

All prices listed are in United States (U.S.) Dollars. Customs charges are prepaid; however the Purchaser is responsible for GST tax. Contact Customer Service for current exchange rate.

International Customers

All prices listed are in United States (U.S.) Dollars. All freight, taxes, and export fees are the Purchaser's responsibility.

Orders

Send purchase orders to:

Fax to 800.831.9821 or

Email to orders@izzyplus.com

Orders shall be deemed accepted by izzy+ only upon issuance of our written acknowledgment. All orders are subject to izzy+'s terms and conditions of sale. izzy+ is not required to accept changes to acknowledged orders. The customer will be charged for any expenses related to accepted changes, and the order may then be rescheduled at izzy+'s discretion. Fax orders are final as taken. The customer accepts responsibility for supplying correct information and should carefully check all acknowledgments.

Cancellations

If the customer terminates an order without izzy+'s consent, izzy+ may charge the customer for the portion of the order completed at the date of termination, plus the amount of profit lost on the remaining portion of the order. Custom items are not cancelable.

Returns

Each izzy+ product is manufactured according to the customer's exact specification; therefore, returns are not accepted. izzy+ will consider the return of parts that have been incorrectly ordered by the customer. Please note that any return of parts requires the prior approval of Customer Service and will be subject to a restocking fee.

Shipping

izzy+ reserves the right to ship by what is, in izzy+'s opinion, the best way. Merchandise may be delivered at one time or in partial shipments. Customer bears the risk of loss or damage during shipment. izzy+ is not liable for delay or failure to deliver or perform due to strikes, lockouts, or other labor difficulties, failure or delay of sources to supply, transportation difficulties, accidents, fires, acts of God, or other causes of like or unlike nature beyond izzy+'s control. We reserve the right, if the customer is unwilling or unable to accept delivery when the order is ready for shipment, to invoice the cost of the order, plus shipping, dispatching, insurance, warehouse expenses, and handling. izzy+'s responsibility ceases when the transportation company issues its receipt to us. If the shipment arrives damaged, the receiver should request that the delivering carrier inspect the shipment and note the details of all damage on the freight bill. If damage is discovered while unpacking, the transportation company should be contacted immediately for an inspection of the shipment, and request a written concealed damage report. The receiver must enter a claim with izzy+ within five (5) days of shipment receipt. Crating material or cartons should be saved until the inspection. Receiver is responsible for filing freight claims.

Small Order Fee

A small order fee of \$40 Net will apply on orders less than \$800 List.

Warranty

izzy+ stands behind our products.

izzy+ warrants that its standard contract furniture and seating products are free from defects in material and workmanship during normal use.

Normal use is defined as a maximum of eight (8) hours per day, six (6) days per week (single shift) for the lifetime of the product with the following exceptions:

Ten Years

Furniture: All storage and nonadjustable legs are warranted for ten (10) years.

Seating: Gas cylinders, controls & functional parts, and the Dotti stool frame are warranted for ten (10) years.

Five Years

Furniture: Gas lifts, exposed wood, screens, adjustable legs, adjustable mechanisms and glides for five (5) years.

Seating: Arm caps, casters, glides, backliners, and exposed wood parts (finished wood chairs and wood base caps) for five (5) years.

Three Years

Furniture: Panel and upholstery materials for three (3) years.

Seating: Upholstery materials (foam, mesh and textiles) for three (3) years.

One Year

Furniture: Glass, Resin and products sold by, but not manufactured by, ABCO and ABCO 2.0 for one (1) year.

Power: Electrical power components for one (1) year.

Multi-Shift Applications

In any multi-shift application, the warranty is reduced as follows: ten (10) year to six (6) year; five (5) year to three (3) year; three (3) year to one (1) year.

Service Parts

Service parts are warranted for one (1) year from defects from the date of replacement or for the remainder of the original product warranty (whichever is greater).

International Customer Warranty

One (1) year on parts. Freight will be paid to Port of Exit. Labor is excluded.

Customer's Own Material Warranty

izzy+ does not warrant the appearance, behavior or durability of customer furnished upholstery materials (COM/COL). The acceptance of the COM/COL by izzy+ only means that initial application of the COM/COL utilizing existing manufacturing processes was successful and does not imply that izzy+ warrants the COM/COL or its performance during use. izzy+ is not responsible for COM/COL appearance, condition, performance, durability, colorfastness or any other physical attribute of the COM/COL.

izzy+ Flavors

Since textiles vary in weave, thickness and memory, some creasing and/or gathering may occur during the upholstery application process. Due to natural variations over which we have no control, all furniture is sold subject to minor irregularities of color, surface, grain and texture. Textiles are sold subject to minor variations of color. Leather upholstery materials are of the finest quality. Because leather is a natural product, variations of texture are common and should be expected. Leather will contain natural markings such as neck wrinkles, scratches, backbone marks and stretch marks. These distinctions give leather its unique characteristics and are considered to be a part of the natural beauty of leather.

Markerboard tables with urethane edges:

Black Bear urethane must be specified with markerboard laminate table products due to cleanability. Claims of this nature void the urethane warranty.

The Fine Print

Excluded from warranty is product that has unauthorized modifications, or if the customer fails to perform normal maintenance service on the product. This includes, but is not limited to, lubrication and cleaning, minor assembly and adjustment and periodic operational checks. Natural variations occurring in wood are not considered defects; izzy+ does not warranty the colorfastness or matching of color, grain or texture, normal wear and tear, or damages resulting from shipping, storage, or installation.

This warranty does not include defects from normal wear and tear, accidents, negligence, abuse, shipment, handling, storage, or environmental conditions. Any modifications to izzy+'s products by the purchaser, purchaser's employees or agents, void this warranty. izzy+ reserves the right to reasonably determine whether a defect resulted from a factor excluded from this warranty. If a defect in material or workmanship is determined to have occurred in normal use during the warranty period, izzy+ will repair or replace the warranted product with a product of like or comparable quality. The expressed warranties contained herein are in lieu of all other warranties, expressed or implied, including any warranty of merchantability and fitness for a particular purpose, and all other warranties arising from the course of dealing or usage of trade. Any action to enforce this warranty must be brought within three (3) months from the time an alleged defect in material or workmanship first occurs.

Repair and Replacement:

Repair or replacement of any defective izzy+ contract seating product for the period of time provided, shall constitute complete fulfillment of all the liabilities of izzy+, whether the claims of the purchaser are based in contract, in tort (including negligence and/or strict liability) or otherwise, with respect to, or arising out of, the product furnished hereunder. izzy+ is not liable for any special or consequential damages under this warranty. The remedies provided above are the purchaser's sole remedies for any failure of izzy+ to comply with its obligations regarding the material and workmanship of its products. All incidental or consequential damages which may arise, including but not limited to, business losses, personal damage and third party liability are hereby expressly excluded.

Any labor charges for correcting a manufacturing problem for a product under warranty must be submitted in writing and approved by izzy+ Customer Service prior to corrective action. Labor charges will not be paid if the estimate was not submitted and approved prior to labor being completed.

COM – Customers Own Material

Fabric Approval

All fabric must be evaluated and approved for use on izzy+ seating products. Please contact our Customs Department to see if the COM fabric of your choice has been tested and approved on our products.

Fabric Evaluation

Fabric not already approved must be evaluated. A 12" x 12" fabric sample must be mailed to:

izzy+
Customer Service
11451 Harter Drive
Middlebury, IN 46540

For Sylvi, 1.25 yard of fabric must be mailed to:

izzy+
COM Dept/Sylvi COM Test
11451 Harter Drive
Middlebury, IN 46540

Backing of COM Fabrics

Latex or acrylic backing is required for all COM upholstery fabrics, with the exception of Sylvi. Sylvi backing will be determined after the testing & evaluation process is complete. If a fabric arrives at izzy+ and is not backed, a handling charge of \$26 net, plus \$3.00 net per yard will be applied to each COM order. If izzy+ is to back the COM, a minimum of 5 yards is required and the fabric must be exactly 54" wide.

Yardage

Price guide yardage estimates are approximate. Requirements are based on 54" usable width plain fabric for one chair. Additional yardage may be required for patterned material. Fabrics greater than or less than 54" wide, or less than 6 yards, cannot be backed by izzy+ and must be backed by the purchaser. For yardage requirements on 30 chairs or more or on patterned repeats, call customer service. Leather requirements based on 55 sq. ft. usable hide.

Shipping COM Fabric

All shipments must note:

- Dealer/Customer Name, Order Number,
- Yardage Shipped, Fabric Application
- Direction, Exterior Fabric Face.

Ship approved fabric freight prepaid to:

izzy+
COM Department
11451 Harter Drive
Middlebury, IN 46540

Fabric sent COD or freight collect will not be accepted.

California Technical Bulletin 133 (CAL TB133)

Any COM fabric to be used in a CAL TB133 application must be shipped with written certification of fire retardant treatment. The customer is responsible for having a fire retardant treatment added to the COM prior to shipment to izzy+. Contact your Customer Service Representative for test pricing and processing time.

Manufacturing Schedule

COM/COL orders will be scheduled for manufacturing and a shipping date issued after the factory receives all COM/COL for the order. If your order requires partial or split shipment, please contact customer service.

Warranty

izzy+'s ten (10), five (5), and three (3) year warranties do not cover COM/COL. COM/COL is not covered by any izzy+ warranty.

Conditions

izzy+ will inventory COM/COL/CSM for one month. COM/COL pricing may increase if material requires extra backing or labor. Any COM fabric purchased by izzy+ on behalf of a customer will be inspected at the time of production to ensure it meets izzy+'s upholstery standards. izzy+ will notify customers if the fabric fails to meet those standards. izzy+ will assume that any COM fabric purchased by a customer and shipped to izzy+ has been inspected by that customer and has been approved for use. Customers indemnify and hold izzy+ harmless against all claims for damage or injury to property or persons by reason or failure of COM/COL to be merchantable, fit, or safe for use. izzy+ is not responsible for COM/COL wear, defects, or appropriateness. izzy+ is not responsible for COM's received with bow and skew issues. It's assumed that the fabric vendor has shipped izzy+ useable fabric. COM is not inspected for bow and skew upon arrival, it is determined at the point of manufacturing the product. If a COM has bow and skew issues (regardless of whether izzy+'s vendor backed the fabric or it was received with backing), the customer will be contacted to have the fabric vendor issue an RA for pick up of the skewed fabric and ship replacement fabric to izzy+. At that point, the order will be unscheduled. It will be rescheduled upon receipt of replacement COM.

Cal TB133/117 Fire Codes

Cal TB133

Cal 133 is a standard of furniture flammability required by the California Bureau of Home Furnishings and Thermal Insulation for furniture used in public buildings such as healthcare facilities, convalescent homes, public assembly areas of hotels and motels, hospitals, board and care homes, stadiums, licensed child care facilities, prisons and jails.

Cal 133 is a flammability test procedure for furniture manufactured for use in public occupancies. The standard does not specify how to construct furniture, but only how they should perform when tested. To meet this fire code standard, a fire blocking liner is sandwiched between the foam and the fabric of the chair. This liner actually acts as a fire extinguisher by smothering the flame. Manufacturing methods can vary by product.

Cal TB117

All izzy upholstered seating products meet California Technical Bulletin TB117-2013 (CAL TB117) which has been in effect since October of 1975. This is a standard by which upholstered furniture is tested to be approved as meeting a minimum fire standard.

