


2015 PRICE LIST **CASEGOODS** CONTEMPORARY & TRANSITIONAL



EFFECTIVE 15 OCTOBER 2015

**Effective November 1, 2016**

**5.0%**

Price Increase on JSI 2015 Price Lists:  
Casegood (V1, V2, V3), Conference, and Seating

List Prices reflect the 5% increase

# Casegoods Price List - Volume 1 | Contemporary/Transitional

## General Information

Environmental Mission . . . . .	2
Warranty . . . . .	3
Laminate and Veneer Characteristics . . . . .	3
Samples . . . . .	4
Order Procedures . . . . .	4
Quickship Program . . . . .	4
Delivery . . . . .	4
Freight Damage . . . . .	5
Repairs and Returns . . . . .	5
Care and Maintenance . . . . .	5
Textile Information . . . . .	6
COM and COL Policy . . . . .	6
Guide Order Form for COM and COL . . . . .	7

## Textile and Leather Swatch Card Programs

Maharam . . . . .	8
Momentum . . . . .	9-11
Ultraleather . . . . .	11
Wollsdorf . . . . .	11

## Fabric Grading

Arc-Com . . . . .	12
Designtex . . . . .	13
Maharam . . . . .	14
Mayer . . . . .	15
Momentum . . . . .	16
Pallas . . . . .	17
Stinson . . . . .	18
Ultrafabrics . . . . .	19

## Leather Grading

Wollsdorf . . . . .	20
---------------------	----

## Specification Tools

Wollsdorf . . . . .	21
---------------------	----

## GSA Terms and Conditions

Wollsdorf . . . . .	22
---------------------	----

## Contemporary/Transitional Casegoods - Volume 1

Apogee . . . . .	25
Desks . . . . .	62
Consoles . . . . .	69
Meeting Tables . . . . .	70
Bridges and Returns . . . . .	70
Credenzas . . . . .	74
Lateral Files . . . . .	75
Modular Credenzas . . . . .	80
Overhead Cabinets . . . . .	100
Wall Mount Storage . . . . .	114
Wall Panels . . . . .	128
Wall Mount Tackboards . . . . .	130
Vertical Storage Units . . . . .	133
Workwalls . . . . .	152
Accessories . . . . .	168

<b>Broadway</b> . . . . .	169
Desks . . . . .	188
Modesty Panels . . . . .	189
Returns and Bridges . . . . .	198
Credenzas . . . . .	202
Overhead Cabinets . . . . .	206
Back Panels and Tackboards . . . . .	210
Tool Rail Accessories . . . . .	216
TV Storage . . . . .	219
Wall Mount Storage . . . . .	220
Storage Towers . . . . .	227
Overhead Bridge Storage . . . . .	230
Transaction Applications . . . . .	233
Bookcases . . . . .	234
Lateral Files . . . . .	235
Vertical Storage . . . . .	236
Cabinet Tops . . . . .	237
Freestanding Tables . . . . .	242

## Collective Office

Desks . . . . .	245
Modesty Panels . . . . .	280
Bridges . . . . .	293
Credenzas . . . . .	297
Modular Pedestals . . . . .	300
Kneespace and Support Panels . . . . .	304
Run-Off Storage Credenzas . . . . .	305
Storage Towers . . . . .	307
Back Panels . . . . .	309
Cubby Units . . . . .	312
Overhead Cabinets . . . . .	326
Worksurface Storage Towers . . . . .	335
Vertical Storage Units . . . . .	335
Bookcases . . . . .	348
Lateral Files . . . . .	350
Work Tool Accessories . . . . .	357
Work Tool Accessories . . . . .	360
Work Tool Accessories . . . . .	362

## Finale

Desks . . . . .	365
Modesty Panels . . . . .	384
Returns and Bridges . . . . .	384
Credenzas . . . . .	392
Overhead Cabinets . . . . .	396
Back Panels and Tackboards . . . . .	398
Tool Rail Accessories . . . . .	402
Wall Mount Storage . . . . .	408
Storage Towers . . . . .	410
Overhead Bridge Storage . . . . .	418
Cabinet Tops . . . . .	422
Transaction Applications . . . . .	425
Bookcases . . . . .	426
Lateral Files . . . . .	427
Vertical Storage Units . . . . .	428
Freestanding Tables . . . . .	429
Freestanding Tables . . . . .	432

<b>iXY</b> . . . . .	437
Table Desks . . . . .	470
Secondary Height Casegoods . . . . .	478
Secondary Height Modular Casegoods . . . . .	493
Primary Height Casegoods . . . . .	496
Primary Height Modular Casegoods . . . . .	500
Wall Panel Applications . . . . .	506
Work Surface Storage . . . . .	532
Overhead Cabinets with Post Support . . . . .	526
Overhead Cabinets Wall Mount . . . . .	550
Tackboards and Markerboards . . . . .	554
Storage Cabinets . . . . .	561
Privacy Screens . . . . .	570

## Shuffle

Desks . . . . .	573
Modesty Panels . . . . .	592
Returns and Bridges . . . . .	593
Credenzas . . . . .	600
Pedestals . . . . .	606
Modesty Panel Applications . . . . .	610
Modular Tops . . . . .	614
Overhead Cabinets . . . . .	620
Tackboards . . . . .	622
Tool Rail Accessories . . . . .	622
Wall Mount Storage . . . . .	626
Storage Towers . . . . .	628
Transaction Counter . . . . .	630
Bookcases . . . . .	630
Lateral Files . . . . .	632
Vertical Storage Units . . . . .	633
Freestanding Tables . . . . .	634

## Accessories

Casegoods Power and Data . . . . .	637
Casegoods Task Lights . . . . .	639
Casegoods Keyboard Accessories . . . . .	642
Casegoods Keyboard Accessories . . . . .	644

## Index

Index . . . . .	646
-----------------	-----

JSI Casegoods pricing is divided into three Price List Volumes:  
Volume 1 - Contemporary/Transitional  
Volume 2 - Vision Series  
Volume 3 - Traditional

## Vision Casegoods - Volume 2

Vision Laminate  
Vision Veneer

## Traditional Casegoods - Volume 3

Brogan  
Walden  
Wellington

## Environmental Mission

Our vision and goal is a sustaining supplier, manufacturer and customer for the long term protection and preservation of our environment for future generations.

### MISSION

To achieve this vision, we are dedicated to ensuring the health and wellbeing of all of our partners, reducing negative impact on the environment, and maintaining price structure by increasing efficiencies and reducing consumption.

The Jasper Group family of brands, including JSI, is an international manufacturer that has been an environmentally conscious organization for more than 80 years.

We are proud to use wood as our primary sustainable material resource and all corporate policies and procedures support the efforts to “recover, recycle, reuse, repurpose, reduce, refuse, and re-engineer”. In doing this, we are committed to the conservation of the environment and its natural resources as well as encouraging our suppliers and customers to do the same. A goal of a “Sustainable Partnership”, supplier, manufacturer and customer, is essential for the long term protection preservation and sustainability of our environment for future generations.

### LOCATION

Our manufacturing facilities are located in Southern Indiana. With our diverse product offering and manufacturing capabilities, we provide a single source for all of your project needs allowing you to conserve our fossil fuels and reduce greenhouse gases.

### PACKAGING

We place emphasis on the minimal use of disposable packaging while still providing adequate protection to the finished product. Our corrugated packaging is recyclable, reusable, and up to 100% recycled content. We reuse or recycle more than 125 tons of corrugated material annually.

### REGULATORY

All of our manufacturing facilities are in compliance with applicable OSHA regulations and meet or exceed all applicable DEM and EPA regulations for air emissions, storm water and hazardous waste disposal.

### MANUFACTURING FACILITIES

Our manufacturing facilities are geared toward eco-efficiency and are encouraged to continually improve and conserve. Solid wood not used in the direct manufacturing process is recovered for the operation of our dry kilns, thus reducing greenhouse gases, the use of fossil fuels, and the burden of waste placed on landfills. Composite panels not used in the direct manufacturing process are ground and sold for use as animal bedding. In addition to other energy savings techniques, our manufacturing facilities use high efficient lighting, make use of power factor capacitors, and encourage all to conserve and reduce energy consumption and water usage. Condensation pumps are used to aid in water conservation as well as extending boiler life.

### MANUFACTURING PROCESSES

Our finish processes utilize efficient spray guns and proper spray techniques to reduce wasted material. Excess finish material, solvents, and waste are recycled. Many of the assembly processes use water based glues that contain no hazardous ingredients.

### TEXTILES

Many of our fabric options utilize up to 100% recycled content. Our leather alternative program includes selections that contain no toxic materials, plasticizers, heavy metals, or formaldehyde and have a 100% biodegradable back cloth. Some of the available panel fabric used, if discarded is a biological nutrient for the soil. Most of the components (foam, batting, and polycord) used in upholstered products are recyclable and contain various percentages of recycled content. Excess fabrics and leathers not utilized in the upholstery process go to recyclers and local charities for additional use.

### WOOD

Wood is the most diverse, most process friendly, and most widely utilized natural resource in mankind’s history. No other natural resource can match the environmental advantages of wood, including being renewable, recyclable, natural, carbon negative, and biodegradable. Utilizing the sun’s energy, trees grow and remove carbon dioxide from the air while giving off oxygen to benefit the entire planet. Approximately 49% of wood’s dry weight is carbon and harvesting mature trees in a sustainable forest, which has slowed in the absorption of carbon dioxide, allows the photosynthetic cycle to continue at full optimization and allow for the carbon to remain sequestered. We are proud to use wood as our primary “sustainable” renewable resource.

### WOOD OPTIONS

Many environmentally friendly solid wood and engineered wood options are available for quote, including: Lyptus®, Plyboo®, reclaimed woods, agricultural and post-consumer waste fiber products, soy-based resin bio-composites, etc.

### INDOOR AIR QUALITY

Our goal is to reduce the impact our products will have on the indoor air quality. We practice the latest technologies and utilize a third party to assure we meet this goal. GreenGuard, one of the leaders in IAQ certification, continues to certify our product offering, awarding us the UL2818 - GreenGuard Indoor Air Quality standard.

### PARTNERSHIPS

BIFMA  
*Business and Institutional Furniture Manufacturer Association*  
 USGBC  
*United States Green Building Council*  
 IIDA  
*International Interior Design Association*  
 FSC  
*Forest Stewardship Council*  
 GreenGuard

### Warranty (Casegoods)

JSI warrants, to the original purchaser that each piece of furniture will be free from defects in workmanship, given normal use for a period of fifteen (15) years of single shift service. Drawer suspensions carry a life time warranty. Fabric manufacturer's warranty will apply. Ergo mechanism and controls along with electrical items not manufactured by JSI are covered for a period of one (1) year. JSI will, at its option, repair or replace any defective merchandise with the terms of this warranty. ▲

JSI makes no expressed or implied warranties to any product and, in particular, makes no warranty of merchantability of fitness for any particular purpose.

This warranty does not cover:

- + Natural variations in color, texture of wood, and covering materials over which JSI has no control.
- + Damage created by bottom loading file drawers. File drawers are manufactured for hanging folders only.
- + Normal wear, color fastness, shrinkage, wrinkling, stretching of leather, and textiles.
- + Damage caused by transportation or installation companies.
- + Damage created by any accident, user modification, misuse of product, or neglect of product care.
- + Damage resulting from extreme climate conditions.

### Unique Characteristic of Natural Woods and Veneers

JSI uses high quality wood and veneer harvested from sustainably managed forests. Every tree has unique and defining characteristics, like fingerprints. These characteristics can be defined by differences in color, grain configuration, and textures. These characteristics will be more noticeable if the product has a clear or lighter finish.

Maple and Cherry species have a higher degree of uneven distribution of grain, small color streaks, and pin knots.

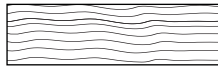
At JSI, we take care of selecting woods and veneers that are used in our products. With this in mind, we hope you appreciate the beauty of each tree's fingerprints. Products will not be replaced due to these natural characteristics.

Veneers can be sliced in a variety of ways to create unique patterns. JSI uses several different patterns, as shown below.

Flat (Plain) Cut as shown in diagram



Quarter Sliced as shown in diagram



Double Cut as shown in diagram



#### Double Cut

The Double Cut veneer is a processed product that has at least two cuttings to create the final veneers. These cuts of veneer strands are dyed and layered into a block to create variation of patterns from a very tight grain pattern to an exotic figure grain pattern.

JSI uses select beech, cherry, maple, oak and walnut cut wood products to produce the desired look of our furniture products.

Please reference the featured highlights of each product line to identify the species and grain patterns available for that product.

### Laminates (Veneer Series)

HPL (Higher Pressure Laminate) laminates can be specified on most of our work surface tops in most of our product lines. Refer to the specification pages for each series. The specification pages will also list the available coordinating finishes. HPL is .050 thick for maximum durability.

### Laminate Series

JSI laminate series offer a full laminated product with imprinted grain to hide finger prints and provide durability. The worksurface tops can be specified in either a matching HPL or TFL (Thermal Fused Laminate). TFL is used on the product's chassis. Please reference the featured highlights of each product for additional details.

### Finish - Top Coat

To reduce hazardous formaldehyde emissions, we use our proprietary specially designed top coat, DuraTex™. It significantly reduces hazardous formaldehyde emissions and helps improve indoor air quality.

### Finish - Color/Stains

A wide range of stains are available to bring out the beautiful characteristics of each wood species. We coordinate finish color between our veneer stains and solid lumber stains; however, not all may be a perfect match. The stains are continually reviewed for accuracy of color, as well as a constant monitoring of the latest color trends in the furniture market.

### Finish - Matching

Due to the natural characteristics of wood, environmental effects, and material upgrades, JSI cannot guarantee exact finish matches on existing furniture previously ordered.

If an exact match is required to accompany existing furniture, it must be specified at the time of order placement, so specific internal procedures can be followed to ensure a proper and acceptable finish match. We reserve the right to change our finish formula at any time to improve safety, quality, and appearance. Unless a finish match for existing furniture is requested at the time of ordering, we accept no liability for finish that may not match the existing furniture from prior orders.

Solid lumber may inherently have mineral streaks, pits, and various other natural occurrences. Care is taken in selecting the solid lumber to coordinate with the requested finish on our veneer products. This internal selection process is subject to availability of solid lumber parts.

### Custom/Special Finishes

JSI, upon request, will accommodate special finishes. A written request is required to proceed with custom finish orders. A sample reference is required for first time matches and must be included with the written request.

There is a one time charge of **\$289 list per order** for any non-standard wood finish.

Orders will be entered noting the special finish. A sample match will be provided to the customer. Written approval is needed before the finish process can be started. Delays in approval may have an impact on lead times.

Every effort will be made to create the requested match; however, an acceptable match may not be possible because of natural variations of wood. These natural variations can also cause minor differences in the final finish product.

### Samples

Samples of standard wood finishes, paints colors, metal colors, and standard laminate are available upon request. The fastest way for requests to be filled is by using our website. See below for options to request samples.

Website – jsifurniture.com (click the resource tab)  
 JSI Sales representatives  
 Phone – 800.457.4511 – Customer Service  
 Fax – 812.771.4652

### Pricing

Prices found in this document or on our website are list prices in U.S. dollars for standard product delivery to one destination. Prices do not include storage, installation, or taxes. Possession of this price list does not constitute an offer to sell. Orders can only be received from approved authorized JSI dealers.

Prices and product information in this document, as well as our website, are subject to change without notice. Reference website for most up to date product offering and pricing.

### Orders

Detailed specification pages are available in the price list at the beginning of each series.

Additional information may be obtained by consulting the Customer Service Department or our website.

Indicate shipping address if different from billing address.

Send Orders To:

US Mail – JSI  
 225 Clay Street  
 Jasper, IN 47546  
 Fax – 812-482-1548  
 Email – orders@jaspergroup.us.com

JSI reserves the right to make changes in dimensions, styles, or specifications if we believe these changes will improve the safety, quality, or appearance of the product.

Acceptance of orders will be subject to credit approval, barring any acts of governments, or any other causes beyond our control (e.g. strikes, fire, embargo of materials, etc).

### Product Modifications

While we offer a wide range of products to accommodate many possible solutions, we also recognize the needs for our products to be modified from our standard offering.

In the series introduction section of each product, we address modification options for that series.

To see if the desired modification is possible, please contact our Customer Service Department for a quote. Note that order quantities and material availability can affect the quote. Additional information may be requested to fully quote modifications.

### Order Acknowledgments

All orders will be acknowledged promptly, showing how the order was entered, shipping time, and other information pertinent to the order. It is the purchaser's responsibility to verify all the information on the acknowledgment carefully and notify us immediately, in writing, of any discrepancies.

Published ship dates are contingent upon adverse conditions; however, every effort is made to ship as acknowledged.

### Order Cancellations


All cancellations must be made in writing. Administration and/or labor charges may be incurred by the purchaser depending upon the stage of the order. Orders cannot be canceled after the finish process has begun without incurring substantial re-stocking charges.

Once production has begun on product modifications or special finishes the orders cannot be canceled. Items purchased specifically from our vendors for the order, such as textiles or laminates, are subject to our vendor's cancellation terms and re-stocking fees.

### Order Changes

All changes to an order must be in writing and dated. Order changes are subject to our ability to conform. Administration and/or labor charges may be incurred by dealer depending upon the stage of the order. No change can occur once production is started.

### Quickship

Items indicated with a Quickship symbol  ship within 10 business days of receipt of a clean, credit approved purchase order. Product for up to 10 offices or 10 tables can be selected from the Brogan, Finale or Vision series. See individual product pages for those models available on quickship. Available capacity is filled by orders as they are received. If normal 10 day Quickship is not available because capacity has been filled, you will be immediately notified. Changes and cancellations to Quickship orders are not allowed under any circumstances.

### Delivery

Our freight policy consists of prepaid freight to the 48 contiguous states; all other shipments prepaid to port of exit ONLY. JSI reserves the right to select the appropriate carrier and shipment routes. Standard deliveries require docks that can accommodate 75 foot trucks. Pricing in this book is for standard delivery. Standard delivery does not include non-dock delivery, inside delivery, residential delivery, or installation of product. Special requests for delivery should be done at the time of ordering. See below for charges for special delivery.

Orders of less than \$1,000 net will be assessed a handling charge of \$75 net per order.

Any charges arising from failure to meet shipment, re-routing while in transit, or carrier storage charges are the responsibility of the customer.

Contact Customer Service to inquire about skidding of products, special crating of products, blanket wrap services, and product installation. These requests must be made at the time of order.

## Freight Damage

JSI products are packed in cartons and meet or exceed existing codes for furniture and seating products. All shipments are delivered to the carrier in good condition and our liability ceases thereafter. If delivery arrives short or damaged, contact the carrier immediately to file a claim. In the event of concealed damage, notify the carrier and request immediate inspection. Failure to file a claim within 15 days after receipt of merchandise constitutes acceptance and a waiver of any such claims. Please inspect merchandise immediately upon receipt, otherwise there is no recourse. Keep all cartons and packing material, discarding these materials may negate your claim.

Storage of product in areas of uncontrolled humidity and temperature may cause damage to the product and void the JSI warranty.

## Repairs

JSI will not issue credit allowance for any type of repairs without prior written consent.

Sales order, product model numbers, and reason for repair will be expected in order to process the repair request. A digital photo will help to expedite the request. JSI reserves the right to recommend solutions for repair.

## Returns<sup>▲</sup>

No merchandise may be returned to JSI without a signed Return Good Authorization (RGA) form issued by our Customer Service Department. Any authorized return not due to damage or defect will be accessed a 45% restocking fee and all return freight charges must be prepaid. Additional restocking fees may apply for any modification, special or custom built product.

Liability for defective merchandise shall be limited to replacement or repair.

Under no circumstance can we accept COD (Cash On Delivery) returns. Any such shipment will be refused.

## Replacement Parts

Obtain information and pricing on replacement parts by contacting Customer Service. Please have the model number available when requesting replacement parts. Additional information may be required to ensure proper replacement parts.

## Care and Maintenance

### Care of Upholstery Surfaces

Cleanability will vary based on the fabric type. For best results, a professional service is recommended. Dirt and crumbs may be gently brushed or vacuumed off. Spills should be wiped up immediately with a cloth. Vinyl textiles can be cleaned with warm soapy water and then wiped down with a warm damp cloth. For more details on any JSI carded fabric and vinyl, please visit our website at [jsifurniture.com](http://jsifurniture.com) or consult the back of the appropriate swatch card for cleaning codes and any specific instructions. For COM materials, consult with the individual textile manufacturer for cleaning codes and any specific instructions pertaining to your particular fabric.

### Maintenance of Mechanical Parts

Clean any lint or debris from the moving parts of the base mechanisms. Mechanisms have been designed and tested to not require lubrication under normal conditions; however, lubricant can be used if needed.

## Care of Wood Edges and Veneer Surfaces

Clean all surfaces frequently with water dampened soft cloth, moving the cloth with the grain direction. Immediately remove any liquids that come in contact with wood surfaces with a blotting action to absorb liquid. Buff dry. Lift objects to move them, never pull them across the finished surface. For an additional safeguard, use a protective surface pad. This will ensure a lasting finish by protecting your furniture from possible damage caused by pens, cups and sharp objects. Avoid exposure of furniture to extremes of heat and cold, or to wide humidity variances. Avoid exposure of furniture to strong sunlight. Avoid exposure of furniture to harsh solvents such as nail polish remover, acetates, etc., as it will cause finish deterioration. If using a protective glass top, place spacer pads under the glass top to allow the wood to breath.

## Care of Metal Finishes

Wipe smooth powder coat finishes and textured metals with a damp cloth. For stubborn stains and grease marks, use soap and water. Lightly brush textiles metals with a soft, dry brush to remove dirt.

## Fire Retardancy

At a minimum standard, all JSI upholstered products are manufactured to comply with Bureau of Electronics, Appliance Repair, Home Furnishings and Thermal Insulation-Technical Bulletin 117-2013 issued by State of California Department of Consumer Affairs. With a January 1, 2015 effective date, this standard was passed and requires upholstered furniture to be safer from the hazards associated with smolder ignition in all four (4) categories of materials, as applicable.

Compliance with more stringent codes may require special manufacturing considerations and upcharges.

## California Technical Bulletin 133 (CAL 133)

JSI uses a barrier material between the foam cushioning and the upholstery cover in order to comply with CAL 133. The standard upcharge on products specified to comply with CAL 133 is \$58 list per yard of textile.

JSI has performed a series of full scale fire tests on samples - representing a variety of product styles and worst case scenarios of upholstery covers - to comply with the requirements of the state of California Technical Bulletin 133 (CAL 133). Products in compliance will be labeled that they have been manufactured to meet the CAL 133 standard. Only products with internal test data can be labeled.

Some product designs and fabric cannot be combined to comply with CAL 133. Because of this, we reserve the right to reject any request for an upholstery cover, including COM, or product style that we feel may compromise the integrity or safety of a product specified to comply with CAL 133.

Contact Customer Service for a quote if you require laboratory certification that a specific product and upholstery combination WILL PASS CAL 133. The quotation will include testing, video, and transportation charges plus the list cost of the sample.

Our standard lead time will apply to products that do not require certification. Allow an additional six weeks over the standard lead time for products that need actual laboratory certification.

The end user, specifier and/or dealer have the responsibility to make sure all products specified will meet the flammability and safety codes of the jurisdiction where the products will be located and used.

### Textile Carded Programs

JSI is proud to partner with Maharam, Momentum, Ultrafabrics and Wollsdorf Leather. Please refer to the respective pages in this pricer for each of these partners. Scan the QR codes on the back of the swatch card for latest grades and other information.

### Textile Grade-In Programs

For the convenience of our specifiers, we have graded in the following suppliers:

Arc Com	Pallas Textiles
DesignTex	Stinson
Maharam	Ultrafabrics
Mayer	Wollsdorf Leather
Momentum	

Please contact Customer Service for pricing grades on textiles and leathers not listed.

Indicate on purchase order if JSI is to order the fabric.

Grades and availability of fabric are subject to change without notice. Changes could include but are not limited to price increase, discontinued patterns, discontinued colors, etc. See [jsifurniture.com](http://jsifurniture.com) for up to date information.

Many textiles have repeats and the additional yardage required has been factored in for textiles ordered through the JSI Carded and Grade-In Programs. We reserve the right not to match textiles with a horizontal or vertical repeat greater than 17". Additional charges may apply for textile being applied with special instructions.

Some fabric thickness may cause issue with proper upholstering of tackable wall panels or upholstery privacy screens. Please contact Customer Service, with concerns on the fabric thickness for these items.

### COM Policy

Refer to the COM price column for list prices.

All yardage requirements listed in the price list, are based upon 54" plain non-directional material. The textile on most products is cut "up the roll"; refer to the check list pages for each individual series for further information.

Additional yardage may be required. Contact Customer Service for any of the following conditions to assure proper yardage:

- + horizontal repeats or vertical repeats greater than 3"
- + textile less than 54" wide off the roll
- + patterned textile to be applied a special way

To assure quick turn around and accurate calculation of yardage, please supply the following information:

- + supplier's name
- + pattern name and color name
- + the JSI model numbers and the order quantity
- + any special direction and/or special instructions

We cannot assume responsibility for defective COM delivery to us or for the tailoring quality issues some textiles may create. Bulky textiles, thin weight textiles or fiber content may not tailor well on some models.

### COL Policy

Refer to the COL price column for list prices.

Customer's own leather requirements are based on an average hide of 50 square feet.

Contact Customer Service for requirements on any other sizes.

All square footage requirements are based upon usable footage. The shape of the hide and the usable footage may make it necessary for us to request additional leather.

### Placing Orders with COM or COL

COM & COL orders must include the following:

- + model number where the COM or COL will be applied
- + textile/leather supplier's name
- + sample of the textile/leather attached to order
- + special application instructions

Ship COM/COL prepaid to the following:

### JSI

**Attn: COM Dept**  
**932 Mill Street**  
**Jasper, IN 47546**

**Make sure the supplier tags the shipment with the customer purchase order number and sales order numbers if available.**

All COM/COL orders will ship at standard lead time from the delivery of the COM/COL, except for orders requiring special custom matched finishes or special application of the COM/COL.

# Guide Order Form for COM and COL

**1 Order information:**

**Acknowledgment #:** \_\_\_\_\_ **Purchase Order #:** \_\_\_\_\_

**JSI Representative:** \_\_\_\_\_

**Dealer Name/Project Name:** \_\_\_\_\_

**Contact:** \_\_\_\_\_

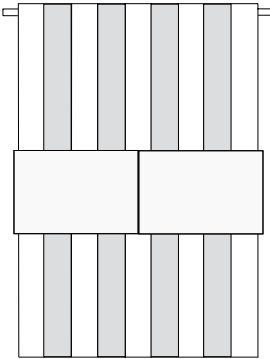
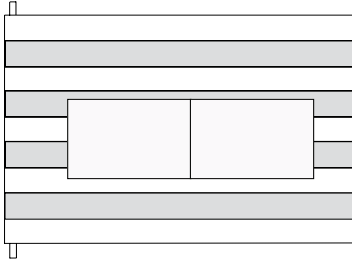
**Address:** \_\_\_\_\_

**Phone:** \_\_\_\_\_ **Email:** \_\_\_\_\_

**Model Number(s) Receiving COM/COL:** \_\_\_\_\_

**2 Select off the bolt application:** *(Check one of the boxes)*

**Up the roll (standard on most seating)**  **Railroaded**

**3 Additional information:**

\_\_\_\_\_

\_\_\_\_\_

**4**

**Attach 4" x 4" sample here.**

photo copy or scan



## Textile and Leather Swatch Card Program

### Maharam - Value Reference 5 Card

Pattern - Bar Grade - C		Pattern - Disc Grade - C		Pattern - Oblique Grade - C		Pattern - Pick Grade - C	
Colorways		Colorways		Colorways		Colorways	
003	005	001	005	001	005	001	006
004	007	002	006	002	006	002	007
		003	007	003	007	003	008
		004		004		004	009
						005	010
Pattern - Coin Grade - C		Pattern - Divide Grade - C				Pattern - Technic Grade - C	
Colorways		Colorways				Colorways	
001	005	005	009			001	004
002	006					002	005
003	007					003	
004							

*Need it.*  
*JSI Quickship*  
*patterns and colors listed above are available for quickship*

### Maharam - Manner / Medium / Messenger / Metric Card

Pattern - Manner (MN) Grade - C		Pattern - Medium (MD) Grade - C		Pattern - Messenger (MG) Grade - C		Pattern - Metric (MT) Grade - C	
Colorways		Colorways		Colorways		Colorways	
013 Ablaze	005 Hush *	003 Alloy *	008 Pecan	077 Ash *	072 Maize *	026 Admiral	002 Fog
022 Aquatic	018 Lioness	006 Bark *	029 Pistachio *	067 Aster *	025 Mao *	020 Alligator *	013 Lava *
026 Basin *	001 Magic *	052 Blackberry	040 Pool *	041 Azure *	048 Neon *	024 Anchor *	007 Mineral
016 Butterscotch	006 Nuance	051 Cascade	016 Port *	001 Balsa *	040 Nile *	009 Arabica	014 Oriole *
019 Caper	020 Parakeet	050 Cosmic	032 Prospect *	008 Bayou *	029 Onyx *	008 Bittersweet	001 Phantom
002 Carob	009 Pathway	036 Delight *	012 Pumpkin *	085 Beyond	079 Oyster	022 Bonsai	018 Pollen *
008 Cocoa *	014 Peel	007 Espresso *	001 Raven *	045 Cactus *	080 Pensive	011 Brick	028 Scuba*
010 Cola	015 Penny *	004 Flax *	045 Sculpture	061 Capri *	060 Peridot*	017 Caramel	027 Seaport*
023 Cottage	003 Porpoise *	047 Hike	002 Smoke *	066 Cassis	024 Poppy *	012 Cardinal *	004 Sourdough
024 Dahlia	027 Schooner *	014 Laser *	048 Tangle	069 Cherry *	084 Robust	015 Cedar	023 Tar
011 Ember	007 Thicket *	022 Marina *	046 Thatched	083 Chili	071 Satsuma *	010 Cerise	005 Toffee
004 Flint	025 Vivid	053 Nasturtium	044 Washed	031 Cloud *	007 Shadow *	006 Driftwood	019 Tupelo
021 Greenway	012 Wagon	039 Nautical *	054 Wooded	038 Depth *	058 Snow *	021 Envy	025 Twilight
017 Harvest		049 Pacific		088 Electric	063 Squall *	003 Fleece	
				087 Everglade	053 Tangelo *		
				059 Fennel	006 Tobacco *		
				082 Fireside	078 Tusk *		
				076 Fossil *	062 Ultramarine *		
				081 Husk	070 Vibrant *		
				050 Hydrangea *	086 Voyage		
				046 Ice *	010 Zinc *		
				054 Lumine *			

*Need it.*  
*JSI Quickship*  
*\*colors marked with an asterisk are available for quickship*

# Textile and Leather Swatch Card Program

## Momentum - Inspired Solutions

<b>Pattern - Camber</b> Grade - G Colorways CAM01 Anatto    CAM03 Zinc CAM02 Deep		<b>Pattern - Cover Cloth</b> Grade - C Colorways CVR01 Antique    CVR08 Platinum CVR02 Cyan        CVR09 Shire CVR03 Delft        CVR10 Sorrel CVR04 Graphite    CVR11 Taupe CVR05 Heirloom    CVR12 Vessel CVR07 Oat            CVR13 Zest		<b>Pattern - Drift</b> Grade - G Colorways DRI01 Beacon        DRI03 Stellar DRI02 Rime		<b>Pattern - Keynote</b> Grade - D Colorways KYN01 Granite        KYN03 Palmetto KYN02 Mesa	
<b>Pattern - Centric</b> Grade - F Colorways CEN01 Anatto        CEN02 Sediment		<b>Pattern - Dash</b> Grade - F Colorways DAS01 Batik         DAS02 Zinc		<b>Pattern - Jitney</b> Grade - E Colorways JIT01 Bay             JIT10 Pool JIT03 Dune            JIT11 Reed JIT04 Forest          JIT12 Salt JIT06 Lake             JIT13 Slate JIT07 Oar              JIT14 Teak JIT08 Pear             JIT15 Tulip		<b>Pattern - Torque</b> Grade - H Colorways TRQ01 Quarry        TRQ02 Tropicalia	
						<b>Pattern - Wander</b> Grade - F Colorways WAN01 Limelight     WAN03 Sterling WAN02 Orangery	

*Need it.*  
*JSI Quickship*  
*patterns and colors listed above are available for quickship*

## Momentum - Color Card

<b>Pattern - Infinity</b> Grade - B Colorways INF01 Aluminum    INF17 Maize INF02 Aster         INF18 Papaya INF03 Atoll         INF19 Pewter INF04 Barley        INF22 Rinse INF05 Berry         INF24 Sable INF07 Capri         INF25 Stucco INF08 Dove         INF26 Terrain INF10 Graphite     INF30 Vine INF11 Gull		<b>Pattern - Marathon</b> Grade - B Colorways MRN01 Alert         MRN16 Noir MRN03 Caravel     MRN18 Oz MRN06 Clove        MRN19 Pinot MRN07 Curry        MRN20 Pollen MRN08 Cyan         MRN21 Rain MRN09 Deep         MRN23 Sprite MRN10 Flax         MRN24 Storm MRN12 Foliage     MRN27 Toile MRN13 Herb         MRN29 Vivacious MRN15 Marigold		<b>Pattern - Odyssey</b> Grade - B Colorways ODY02 Amp          ODY17 Linen ODY03 Breeze       ODY19 Maritime ODY06 Cedar        ODY23 Primary ODY07 Craft         ODY24 Roast ODY08 Cruise        ODY25 Rue ODY10 Eggplant     ODY26 Sangria ODY11 Emerald      ODY27 Skim ODY12 Fossil        ODY28 Smith ODY13 Ink            ODY29 Tinge ODY15 Iris            ODY30 Western		<b>Pattern - Tradition</b> Grade - B Colorways TRD01 Ash            TRD14 Malbec TRD02 Branch        TRD16 Mist TRD03 Class         TRD18 Plated TRD04 Distant        TRD19 Regal TRD05 Flirt          TRD21 Soar TRD06 Frond         TRD22 Soy TRD08 Hedge         TRD24 Sprout TRD09 Hidden        TRD26 Sun TRD12 Kelly          TRD27 Tango TRD13 Latte          TRD29 Wash	
		<b>Pattern - Millennium</b> Grade - B Colorways MLL02 Amber        MLL20 Plateau MLL04 Cascade     MLL21 Pool MLL06 Cerise        MLL22 Pyrite MLL07 Clean         MLL23 Safari MLL08 Coastal      MLL24 Sapphire MLL10 Crisp         MLL25 Spark MLL11 Electric      MLL26 Steel MLL17 Onyx         MLL27 Tanzanite MLL18 Orchid        MLL28 Thrill MLL19 Peridot      MLL30 Zinc					

*Need it.*  
*JSI Quickship*  
*patterns and colors listed above are available for quickship*

## Textile and Leather Swatch Card Program

### Momentum - Everyday Card

<b>Pattern - Amuse</b> Grade - D		<b>Pattern - Fuse</b> Grade - A		<b>Pattern - Knack</b> Grade - C		<b>Pattern - Syntax</b> Grade - C	
Colorways		Colorways		Colorways		Colorways	
AMU01 Admiral	AMU03 Mocha	FUS11 Azurean	FUS06 Morel	KNA05 Brisk	KNA01 Reed	SNY01 Mahogany	SNY05 Turquoise
AMU02 Alloy	AMU04 Quartz	FUS01 Carmine	FUS07 Pepper	KNA06 Carbon	KNA03 Zest	SNY02 Nectar	SNY06 Violet
<b>Pattern - Bangle</b> Grade - A`		FUS02 Cress	FUS08 Pimento	KNA08 Filament	KNA13 Zing	SNY03 Plant	SNY07 Pewter
Colorways		FUS03 Ginger	FUS13 Pristine	KNA09 Fresco		SNY04 Shale	
BAN01 Baltic	BAN05 Sable	FUS12 Iris	FUS09 Saffron	<b>Pattern - Lineup</b> Grade - C		<b>Pattern - Vox</b> Grade - B	
BAN02 Cork	BAN06 Suede	FUS04 Lunar	FUS10 Walnut	Colorways		Colorways	
BAN03 Granite	BAN07 Teak	FUS05 Malted		LUP01 Baltic	LUP05 Shadow	VOX13 Bark	VOX15 Morel
BAN04 Orchid		<b>Pattern - Habit</b> Grade - C		LUP02 Fern	LUP06 Spice	VOX01 Black	VOX09 Mystic
<b>Pattern - Decode</b> Grade - C		Colorways		LUP03 Pewter	LUP07 Tranquil	VOX02 Cocoa	VOX10 Navy
Colorways		HAB01 Aspen	HAB03 Kindle	LUP04 Sandstone		VOX03 Downpour	VOX16 Oat
DEC01 Alloy	DEC03 Elm	HAB02 Dune	HAB04 Pier	<b>Pattern - Origin</b> Grade - A		VOX05 Forthe	VOX17 Snap
DEC02 Blaze	DEC04 Grove	<b>Pattern - Insight</b> Grade - A		Colorways		VOX08 Hot	VOX18 Turquoise
<b>Pattern - Free</b> Grade - C		Colorways		ORG01 Amethyst	ORG08 Jet	VOX14 Limelight	
Colorways		INS11 Bark	INS10 Real Red	ORG17 Basalt	ORG23 Malt		
FRE01 Cocoa	FRE06 Pearl	INS07 Ebony	INS03 Summit	ORG18 Caraway	ORG24 Manta		
FRE02 Evening	FRE07 Platinum	INS08 Fossil	INS12 Wasabi	ORG19 Eureka	ORG25 Mikan		
		INS09 Periwinkle		ORG20 Euro	ORG26 Poppy		
				ORG22 Gaia	ORG10 Sapphire		
				ORG07 Iron			

**NOW!**  
Need it.  
JSI Quickship

*patterns and colors listed above are available for quickship*

### Momentum - Composite Solutions Card

<b>Pattern - Beeline</b> Grade - C		<b>Pattern - Canter</b> Grade - C		<b>Pattern - Cashmere II</b> Grade - C		<b>Pattern - Kindred</b> Grade - F	
Colorways		Colorways		Colorways		Colorways	
BEL01 Canvas	BEL12 Sisal	CNR01 Alfalfa	CNR24 Pyrite	CA132 Acorn	CA139 Olive	KND01 Chai	KND05 Mist
BEL06 Fossil	BEL13 Sprout	CNR15 Baltic	CNR09 Sable	CA128 Bone	CA136 Seashore	KND02 Flint	KND06 Orangery
BEL07 Geyser	BEL16 Walnut	CNR04 Chestnut	CNR10 Saddle	CA134 Chestnut	CA131 Smoke	KND03 Grain	KND07 Union
BEL11 Portobello		CNR06 Mica	CNR11 Safari	CA127 Ebony	CA130 Taupe	KND04 Macaw	
<b>Pattern - Bravo II</b> Grade - D		CNR07 Night	CNR12 Sand	CA143 Fennel	CA135 Wine	<b>Pattern - Silica</b> Grade - F	
Colorways		CNR23 Nimbus	CNR13 Willow	CA138 Nile	CA120 Yacht	Colorways	
BRV21 Bark	BRV15 Night	CNR08 Onyx		CA122 Ocean		SIL01 Alloy	SIL20 Haze
BRV19 Black	BRV04 Ranch	<b>Pattern - EON</b> Grade - C		<b>Pattern - EON</b> Grade - C		SIL02 Appletini	SIL37 Jewel
BRV20 Cinder	BRV07 Saddle	Colorways		Colorways		SIL04 Bistro	SIL23 Manor
BRV23 Clay	BRV16 Sunset	EON01 Freshwater	EON05 Nocturnal	EON01 Freshwater	EON05 Nocturnal	SIL07 Brownstone	SIL24 Marigold
BRV12 Dusk	BRV01 Tumbleweed	EON02 Goldmine	EON06 Omega	EON02 Goldmine	EON06 Omega	SIL08 Burnished	SIL38 Nero
BRV02 Hematite	BRV09 Twilight	EON03 Humid	EON07 Path	EON03 Humid	EON07 Path	SIL11 Coppercrest	SIL39 Petunia
BRV17 Iron		EON04 Mystery		EON04 Mystery		SIL12 Cumulus	SIL40 Quartz
						SIL15 Gallant	SIL41 Sands
						SIL17 Ginger	SIL33 Skyward

*composition solutions card patterns continued on the next page*

## Textile and Leather Swatch Card Program

### Momentum - Composite Solutions Card *(Continued)*

Pattern - Silica Leather Grade - F		Pattern - Silica Tech Grade - F		Pattern - Sublime II Grade - C		Pattern - Velocity Grade - D	
Colorways		Colorways		Colorways		Colorways	
SLL01 Almond	SLL09 Hyacinth	SLT01 Calm	SLT15 Tangelo	SUB05 Agate	SUB06 Oxide	VEL01 Aloe	VEL05 Sandstone
SLL02 Aloe	SLL10 Ink	SLT02 Fog	SLT16 Tanzanite	SUB09 Beryl	SUB15 Patina	VEL02 Azure	VEL06 Snow
SLL03 Barley	SLL11 Juniper	SLT05 Macadamia	SLT10 Urbanite	SUB03 Bronze	SUB07 Peridot	VEL03 Charcoal	VEL07 Sycamore
SLL04 Chambray	SLL12 Lichen	SLT06 Mineralize	SLT11 Verdigris	SUB14 Gold		VEL04 Pond	
SLL05 Driftwood	SLL13 Madder	SLT14 Nightfall	SLT12 Vintage				
SLL06 Dune	SLL14 Pewter	SLT07 Paloma	SLT13 Willow				
SLL07 Earthen	SLL15 Raisin	SLT08 Sablewood					
SLL08 Eclipse	SLL16 Saddle	SLT09 Sandstone					

*Need it.*
  
*JSI Quickship*

*composite solution patterns and colors listed are available for quickship*

### Ultrafabrics

Pattern - Brisa Grade - E		Pattern - Pony Grade - E		Pattern - Ultraleather Grade - E		Pattern - Viva Grade - E	
Colorways		Colorways		Colorways		Colorways	
BRI36 Apple Green	BRI12 Night Navy *	PNY01 Bay	PNY05 Galacian	ULL16 Adobe	ULL20 Raven Wing	VIV01 Aluminum	VIV08 Lantern
BRI34 Ash	BRI38 Pomp. Red	PNY02 Black Forest	PNY06 Marengo	ULL10 Arctic	ULL46 Stone *	VIV02 Baha	VIV09 Lava
BRI14 Aztec	BRI19 Salsa	PNY03 Danube	PNY07 Mustang	ULL48 Baltic	ULL49 Toro	VIV03 Balsa	VIV10 Maize
BRI37 Bark	BRI39 Shiitake	PNY04 Dapple	PNY08 Shire	ULL07 Buff	ULL09 Walnut *	VIV04 Cinder	VIV11 Nublan
BRI31 Birch	BRI32 Sterling Blue			ULL47 Charcoal	ULL50 Whiskey	VIV05 Driftwood	VIV12 Poinsettia
BRI21 Black Onyx *	BRI17 Truffle	<b>Pattern - Uccello</b>		ULL42 Fudge	ULL45 White	VIV06 Elm	VIV13 Sugar
BRI20 Cabernet	BRI24 White *	Grade - E		ULL11 Papyrus*		VIV07 Imperial	
BRI10 Desert Clay		Colorways					
		UCC01 Beech	UCC06 Oyster				
		UCC02 Beeswax	UCC07 Possum				
		UCC03 Fox	UCC08 Seal				
		UCC04 Husk	UCC09 Sequoia				
		UCC05 Mink	UCC10 Thicket				

*Need it.*
  
*JSI Quickship*

*\*colors marked with an asterisk are available for quickship*

### Wollsdorf Leather Card

Pattern - FOC Earth Grade - L2				Pattern - Euroglazed Grade - L2	
Colorways				Colorways	
FOC105 Antra	FOC032 Chocolate	FOC046 Lagoon	FOC049 Spirit	EUR003 Antique Blue	EUR010 Forest
FOC026 Avocado	FOC025 Clover	FOC034 Magnolia	FOC007 Tobacco	EUR100 Black	EUR011 Mahogany
FOC001 Black	FOC035 Fawn	FOC125 Olive	FOC048 Teak	EUR009 Blackberry	EUR007 Patina Red
FOC030 Bone	FOC121 Garnet	FOC044 Orange	FOC102 Weiss	EUR008 Chestnut	EUR002 Snuff
FOC028 Camel	FOC104 Grey	FOC029 Parchment	FOC101 White		
FOC120 Campari	FOC103 Haze	FOC041 Persimmon	FOC126 Zeder		
FOC039 Caramel	FOC042 Honeydew	FOC047 Russet			
FOC146 Caribbean	FOC038 Indigo	FOC043 Saddle			
FOC037 Chateau	FOC012 Ivory	FOC031 Safari			

## Arc Com Fabric Grading

For memo samples call Arc-Com at 800-223-5466

Grades and availability of fabric are subject to change without notice. Changes could include but are not limited to price increases, discontinued patterns, discontinued colors, etc. See [jsifurniture.com](http://jsifurniture.com) for updated information.

Pattern	Grade	Pattern	Grade	Pattern	Grade	Pattern	Grade
Allegra	E	Fiore	G	Metro	I	Spectrum	D
Alpha	E	Fireflies	E	Mirror, Mirror	E	Spin	G
Analog	H	Forsythia	G	Monte Carlo	F	Spirit	D
Antigua	E	Francesca Wool	F	Moon Beam	E	Spot-On	F
Apex	G	Francesca Wool II	H	Moon Beam 2	E	Spotlight	G
Arashi	F	Frontier	C	Morocco	F	Spring	G
Astral	F	Galaxy	E	Murano	G	Spyro	F
Atomic	H	Gamma	E	Mystique	E	Stonehenge	G
Aurora	F	Gardenia	F	Navigator	F	Strand-It	G
Axis	F	Gatsby	D	Network	G	Strata	D
Bauble	F	Gem	D	Niagara	F	Streamline	D
Beat Box	G	Geostitch	F	Nova	G	Symphony	G
Block Party	G	Glimmer	E	Oasis	F	Tally	E
Bloom	G	Grand Central	E	Odyssey	E	Tango	F
Blossom	G	Grid	F	Ombre Petal	F	Tectonic	F
Boardwalk	E	Harlequin	G	Omega	E	Tempo	F
Bounce	G	Highlands	F	Orion	D	Terrain	D
Bourbon Street	F	Hopscotch	G	Pala	F	The Plaid	I
Brayer Flower	F	Hush	E	Palatine	E	Theory	C
Bronco	E	Iguana	E	Palatine 2	E	Trio	F
Bubbly	G	Illusion	C	Panache	E	Tritik	F
Campus Stripe	F	Illusion 2	C	Pebble Beach	D	Uptown	H
Candy Land	G	Intaglio	E	Pinball	E	Urban	G
Carnival	E	Intaglio 2	E	Pinpoint	E	Velocity	F
Casablanca	G	Intersect	E	Plateau	D	Vineyard	F
Cascade	F	Isabella	D	Polo	F	Vista	D
Cassio	E	Itajime	F	Posh	F	Volley	F
Channel	E	Jardin	H	Prism	C	Volt	J
Chit-Chat	E	Jing	E	Quad	F	Wonderland	G
Chroma	E	Jive	F	Radiant	G	Yoyo	H
Cirque	G	Juliet	I	Radius	G	Zipline	F
Clarion	F	Katano	E	Ravenna	F		
Coastline	E	Key	F	Rhythm	F		
Column	E	Kinetic	F	Ringling	F		
Compass	I	Kirigami	F	Riviera	G		
Constantine	H	Kumo	F	Robotic	F		
Contour	D	Laurel	G	Rodeo	D		
Crossroads	E	Leaflet	F	Roundabout	E		
Dakota	D	Legacy	E	Royal Garden	H		
Dakota 2	D	Leonardo	G	Sagrada	J		
Dazzle	G	Loara	F	Sahara	E		
Delphi	D	Lotus	F	Samba	F		
Delta	D	Luxe	E	Santa Fe	E		
Durango	C	Lyre	E	Savannah	F		
Dynasty	E	Lyric	G	Saxon	G		
Echo	G	Marathon	E	Sequoia	E		
Eclipse	F	Mason	F	Sherlock	D		
Empress	D	Masquerade	G	Shibori	G		
Etc.	F	Meadow	G	Shimmer	D		
Etch	E	Meridian	C	Shimmer 2	D		
Facet	J	Mesa	D	Silverado	D		

## Designtex Fabric Grading

For memo samples call Designtex at 800-221-1540

Grades and availability of fabric are subject to change without notice. Changes could include but are not limited to price increases, discontinued patterns, discontinued colors, etc. See [jsifurniture.com](http://jsifurniture.com) for updated information.

Pattern	Grade	Pattern	Grade	Pattern	Grade	Pattern	Grade	Pattern	Grade	Pattern	Grade
Acacia	G	Circolo	F	Henrik Small W/Knit	J	Metamorphosis	H	Rotary	I	Tweed Multi	D
Adler	E	Circumference	I	Backing	J	Metta	D	Rothsay	G	Urban Grid	G
Aggregate	F	Claire	I	Hexstripe	F	Microgrid	E	Rothsay with	H	Valanka	I
Ainsley	I	Closed Loop	F	Holmes	G	Migration	H	Backing	H	Valet	E
Aksel	F	Cobble	J	Honor Plus	I	Mingle	F	Rough & Ready II	F	Variant	I
Alcazar	E	Colorblock	G	Horizon	H	Mod	H	Round Leaves	I	Versed	D
Alchemy	E	Colorful Plaid	E	Hyphen	F	Modern Tweed	I	Rove	H	Vivid	D
Aleman	H	Concept	H	Inertia	H	Moderne	H	Rumeli	E	Volley	H
Alistair	G	Converge	G	Inga Small	I	Mohair Plus	J	Samba	H	Vox	F
Alpine	D	Cross Court	H	Inga Small W/Knit	J	Motif	F	Samba Otra Vez	H	W	F
Amaranth	H	Crosshatch	G	Backing	J	New Selkrik	H	Saugatuck	F	Westside	I
Amuse	I	Crossweave	D	Inkling	F	Nexus	H	See Saw	H	Whim	F
Annex	F	Crosswind	F	Inlet	F	Noble	D	Seed	G	Windowpane	E
Appleseed	F	Culebra	I	Inside Edge	F	Nonchalant	E	Sett	I	Winsome	E
Argiano	E	Current	F	Interlock	G	Notion	G	Shibori Stripe	G	Wire	J
Array	I	Cusco	I	Introvert	E	Omar	E	Shimmering Tide	H	Woodcut	F
Arthur	I	Cut & Paste	I	Irregular Grid	E	Ophidian	F	Signal	I	Wren	D
Aster	I	Dahlia	H	Isometry	H	Opulent	D	Singing In The Rain	D	Yoruba	G
Astrid	E	Dart	G	Isotope	F	Oscillate	G	Skye	H	Yucca	F
Banda	G	Dashing	D	Jaunt	I	Oxford Stripe	H	Sorano	D	Zhuba	F
Baratto	G	Delaine	F	Journey	I	Palomino	E	Spandau	E	Zocalo	H
Barque	J	Dharma Stripe	E	Kabuki	F	Parga	E	Spiro	G		
Battista	I	Dichotomy	H	Kalahari	E	Pennington	I	Splendor	D		
Bee	D	Dot To Dot	G	Klange	F	Phase	F	Stacks	H		
Beetled Linen	H	Draft	F	Komposition	F	Pigment	G	Starburst	G		
Beguiled By The Wild	G	Eastside	I	Lambert	G	Piiki	H	Steppe	E		
		Ellipsis	C	Lattice	H	Pika	E	Striae	E		
Big Dot	F	Eon	F	Leaf Dot	F	Pinball	I	Sugar Shoots	H		
Billiard Cloth	F	Epiphany	F	Leafette	E	Pivot	E	Swayed	J		
Billiard Panel	E	Essence	C	Leap	F	Pleat	F	Swing	J		
Birch Bark Plaid	H	Faux Sure	F	Leaves	G	Pop Art	H	Swing Set	G		
Bit	E	Florin	F	Leland	F	Porte	F	Synthesis	I		
Block Print	H	Flux	G	Linari	D	Posey	H	Tack Cloth	F		
Bolt	F	Fortuna	H	Lindos	F	Prairie	E	Tarascon	D		
Bordo	H	Friendly Faux	F	Lioret	F	Precision	F	Terrain	G		
Botanique	E	Fuse	G	Little Dot	F	Prime	D	Tesellate	I		
Boucle	F	Gale	E	Little Plaid	E	Quintessence	G	Tetris	J		
Boucle Two-Tone	E	Gallone	F	Lofty	D	Radar	F	The Last Aphid	I		
Bounce	H	Gamut	C	Lolland	I	Rail	H	Tinos	G		
Breena	E	Glaze	F	Loop To Loop	H	Razor Stripe	H	Tiny Herringbone	F		
Bunta	F	Gleam	F	Lorien	G	Refine	D	Titanium	H		
Caiman	E	Gradate	G	Ludington	C	Restore	F	To The Point	E		
Cascadia	E	Gramercy	J	Luster	F	Reuse	G	Tombolo	E		
Catalyst	F	Grandeur	D	Lydia	I	Rice	F	Top Spin	I		
Cestino	G	Griglia	F	Maglia	H	Rio Grande	F	Trace	J		
Chapiteau	E	Hashtag	E	Mandala	F	Rivergrass	F	Tramway	G		
Checker Stripe	I	Heather	G	Margin	I	Rivet	E	Transport	H		
Chevron	J	Hem Stitch	E	Match Point	I	Rivet Pearl	E	Travertine	E		
Chromatic	E	Henrietta	I	Melange	E	Rocket	D	Tumble Stones	H		
Circa	F	Henrik Small	I	Melrose	I	Rosairo	I	Tumbleweed	F		

# Maharam Fabric Grading

For memo samples call Maharam at 800-645-3943

Grades and availability of fabric are subject to change without notice. Changes could include but are not limited to price increases, discontinued patterns, discontinued colors, etc. See [jsifurniture.com](http://jsifurniture.com) for updated information.

Pattern	Grade	Pattern	Grade	Pattern	Grade	Pattern	Grade	Pattern	Grade
Abacus	J	Coincide High	G	Hero by Kvadrat	F	Pick	C	Strum	F
Abacus Standard	G	Performance	G	Houndstooth	I	Pick Crypton	F	Sudden	F
Acre	F	Colline by Kvadrat	F	Hum	E	Pitch	E	Surge	F
Across*	G	Colorwheel	I	Inlay 466353	I	Plait	F	Tailor	F
Akimbo	F	Column	H	by Hella Jongerius	I	Plait High Performance	G	Tally	G
Align	F	Commentary	F	Insignia	H	Plural	J	Tandem	G
Alloy	E	Compound	F	Instill	E	Ply Mesh Black/Tan	J	Teatro	H
Alpaca Herringbone	J	Confetti	J	Jacobs Coat	J	Pocket	G	Technic	C
Alter	F	Cotton Velvet	J	Kindred	H	Point	J	Tend	F
Anagram	I	Couple	H	Knot	I	Quatrefoil	J	Terrace	F
Arabesque	I	Cover	F	Lariat	E	Quick	E	Ticker	G
Aria	I	Crew	H	Latch	J	Radiant	J	Tilt	G
Array	G	Crosspatch	J	Ledger	E	Recollection	F	Tokyo by Kvadrat	H
Article	D	Crush	F	Lens	G	Reel	H	Tonica by Kvadrat	F
Balustrade	I	Cursive	J	Lift	G	Regatta	J	Tonus by Kvadratt	G
Banister	H	Cycle	F	Lineage	F	Remix by Kvadrat	F	Tonus Meadow	G
Bar	C	Dapper	E	Link	G	Repeat Dot Ring	J	by Kvadrat	G
Bar Crypton	F	Dart	G	Manner	C	Ring	G	Toostripe	J
Basel by Kvadrat	F	Dash	F	Marquee	E	Rise	I	Trait	F
Before	F	Decode	G	Matrix by Kvadrat	H	Rove	F	Transport	I
Beside	F	Defer	E	Meander	G	Rubric	F	Tread	G
Bevel	E	Design 9297	J	Mechanism	H	Rule	G	Treat	G
Bitmap	J	Disc	C	Medium	C	Runner	G	Trellis	I
Blip	H	Disc Crypton	F	Melange Tweed	I	Runner Standard	E	Tremor	F
Blumen	J	Disperse	H	Meridian	F	Salon	H	Trio	J
Bound	E	Ditto	G	Messenger	C	Scape	G	Turn	H
Boundary	F	Divide	C	Metric	C	Schema	F	Twice	F
Bridge	E	Divide Crypton	F	Micro	E	Scout	F	Twine	F
Bright Angle	H	Divina by Kvadrat	G	Mikado	J	Scribe	F	Unisol	J
Bright Cube	H	Divina MD by Kvadrat	G	Milestone	C	Scuba	E	Urban	H
Bright Grid	H	Divina Melange by	G	Mimic	G	Seam	F	Vary	E
Brim	G	Kvadrat	G	Mineral	F	Semblance	C	Vases by Hella	I
Candid	E	Division	E	Minicheck	I	Sequence	F	Jongerius	I
Canvas by Kvadrat	F	Double Triangles	I	by Alexander Girad	I	Shadowbox	G	Velvet Stripe	J
Cartouche	F	Ellipsis	F	Minimal	F	Sheen	F	Venn	G
Centric	I	Emblem	G	Mister	H	Shuttle	G	Vestige	H
Certain	F	Emboss	F	Mode	D	Shuttle Standard	E	Vineyard	I
Chalet	F	Emmesh	F	Mohair Supreme	J	Signal	F	Voyage	I
Chance	G	Exchange	E	Molly by Kvadrat	F	Silk Canvas	I	Waterborn by Kvadrat	I
Checker by Alexander	I	Facets	I	Monk's Wool	J	Skein	E	Waxen	D
Girard	I	Fasten	H	Mortise	G	Slant	F	Wedge	J
Checker Split	J	Fathom	F	Oblique	C	Small Dot Pattern	J	Weimar	H
Chenille Cord	G	Feature	F	Octave	J	Snap	J	Whirl	F
Chenille Stripe	I	Fiddle	H	Offset	G	Soft Tweed	I	Wool Rib	I
Chime	E	Floret	G	Omen	F	Sort	I	Wrap	J
Chock	G	Fluent Crypton	F	Optik	J	Stack	E		
Cinch	D	Fluted Silk	I	Orakelblume	J	Star by Kvadrat	H		
Cipher	H	Focus	E	Ottoman Stripe	J	Stature	F		
Circles	J	Fraction	G	Outback by Kvadrat	G	Steady	E		
Circuit	G	Fruit by Hella Jongerius	J	Parched Silk	I	Steady Crypton	F		
Coach Cloth	I	Garden	I	Park	J	Steelcut by Kvadrat	G		
Cobblestone	J	Glint	E	Pavement	I	Steelcut Trio	G		
Coda by Kvadrat	I	Grade	H	Paver	F	by Kvadrat	G		
Coin	C	Hallingdal by Kvadrat	G	Pebble Wool	J	Strand	G		
Coin Crypton	F	Hedge	F	Pebble Wool Multi	J	Stride	G		
Coincide	E	Helix	H	Pennant	H	Stripes	J		

# Mayer Fabric Grading

For memo samples call Mayer at 800-428-4415.

Grades and availability of fabric are subject to change without notice. Changes could include but are not limited to price increases, discontinued patterns, discontinued colors, etc. See [jsifurniture.com](http://jsifurniture.com) for updated information.

Pattern	Grade	Pattern	Grade	Pattern	Grade	Pattern	Grade	Pattern	Grade
Acclaim	D	Daydream	D	Holiday	E	Obi	F	Silk Screen	C
Align	C	Dazzle	D	Hombre	E	Obsession	G	Silverweave	D
All Seasons FR	C	Debonair	G	Hoopla	D	On The Spot	G	Skate	D
All Use FR	C	Debut	F	Hopsack	E	Optic	C	Sketch	C
Amadeus	G	Destiny	D	Illusion	G	Orbit	D	Slick	D
Antique	D	Destiny plus	E	Images	D	Origami	F	Smart Suede	D
Apex	C	Durablock™	E	Impulse	D	Ottoman	F	Social Network	E
Arabesque	E	Detail	E	In The Groove	D	Outback	C	Solaris	F
Aristocrat	D	Disco	E	Infinity	G	Oxen SP Black	A	Soleil	F
Array	F	Dublin Tweed FR	D	Interlace	D	Palermo	D	Solid Ground	E
Artistry	C	Durango	C	Interlochen	D	Panache	G	Sophisticate	C
Ascension	G	Duraweave® 10	B	Intrigue	D	Paparazzi	F	Source	D
Athens FR	D	Echo	D	Jekyll & Hyde	C	Pastime	E	Source plus	E
Atomic	C	Ecosphere	F	Jenga	E	Patent	E	Durablock™	E
Aurora	G	Eleanor Rigby	F	Jitterbug	E	Patio	C	Spacer Mesh	B
Avenue	F	Element	C	Journey	E	Pavilion	F	Spirograph	D
Awakening	H	Empire	I	Jubilee	D	Peerless	C	Spotlight	F
Banner	C	Emu	C	Juncture	H	Phoenix	C	Stanza	E
Bar None	E	Encore	F	Karma	F	Pinehurst	D	Stop & Go	F
Batik	C	Enigma	G	Katagami	J	Pinnacle	D	Stratosphere	H
BeBop	F	Entourage	F	Key Largo	C	Plaza	D	Suede	D
Bella	F	Entwine	D	Kismet	F	Portal	E	Swank	F
Berkshire	D	Equation	D	Kobe	C	Positive Thoughts	G	Synapse	F
Big Top	F	Equinox	D	Komodo	D	Prado	D	Tangled Web	G
Blocks	C	Erode	G	Laredo	E	Primo	D	Theory	C
Bolero	D	Escapade	G	Linen	C	Prism	C	Time Line	E
Botanica	F	Esprit	D	Links	D	Pulse	F	Toss Up	D
Boteh	J	Essex	D	Locomotion	D	Punch	C	Tributary	D
Brio	E	Europa	E	Longhorn	D	Quark	F	Turnabout	G
Bungalow	I	Evolve	G	Lunar	E	Quattro	B	Tussah	D
Burst	E	Facets	F	Madras	E	Rain Dance	E	Twister	E
Camelot	E	Factor	D	Madrid SP Black	A	Ranchero	A	Uptown	C
Canvas	E	Fairy Tales	G	Makore	F	Rapport	C	Valet	C
Caressa FR	C	Fanfare	F	Malibu	D	Ratio	F	Variant	C
Caressa Suede	C	Fantasy	F	Mandala	H	Razzmatazz	F	Venetian	H
Cascade	D	Fathom	E	Marquise	C	Realm	F	Venue	D
Catalyst	D	Figure Eight	C	Marvel	F	Rebound	F	Verona	C
Cavalier	C	Finale	D	Matrix	G	Reiki	F	Vibrant	D
Cayman	F	Finesse	C	Maverick	C	Relic	F	Viewpoint	F
Celtic	E	Finish Line	E	Maze	F	Replay	F	Vintage Mohair	I
Chaps FR	C	Flock	G	Meander	D	Reveal	D	Vinyl Stat ESD	D
Charade	G	Florentino	C	Melody	E	Reverb	C	Vogue	E
Charette	E	Flower Power	D	Metro	D	Rhythm	G	Volante	H
Circuit	H	Focal Point	C	Microdot	C	Rift	D	Wallaby SP Black	A
Circumference	G	Forte	A	Milano	D	Rock & Roll	F	Webscape	D
Collage	G	Foundation 10	B	Monogram	D	Round 'N Round	F	Whimsy	G
Component	D	Gala	F	Moonscape	C	Sakura	G	Wildflower	G
Contempo	C	Geisha	G	Mosaic	D	Samurai	F	Willow	E
Continuum	C	Genesis	C	Mosaic plus	F	Sashiko	G	Wool Boucle	G
Cork	E	Genesis plus	D	Durablock™	F	Sequel	B	Xanadu	G
Counterpoint	D	Durablock™	D	Motif	G	Sequel plus	D		
Cross Check	B	Glee	D	Myriad	F	Durablock™	D		
Crystals	D	Glimmer	E	Mystic	C	Sequence	C		
Cuddle Up	F	Groundworks	F	New Dimensions	G	Shantung	D		
Curlicue	C	Guardian	C	Nirvana	G	Sherlock	C		
Dakota	C	Haberdash	C	Nostalgia	D	Shibori	F		
Dande	E	Habitat	E	Nuance	E	Shimmer	E		
Dapper	C	Hole In One	F	Nylon-Stat ESD	E	Sierra SP Black	A		



# Momentum Fabric Grading

For memo samples call Momentum at 800-366-6839

Grades and availability of fabric are subject to change without notice. Changes could include but are not limited to price increases, discontinued patterns, discontinued colors, etc. See [jsifurniture.com](http://jsifurniture.com) for updated information.

Pattern	Grade	Pattern	Grade	Pattern	Grade	Pattern	Grade	Pattern	Grade
Ace	C	Cycle	D	Impact	D	Ohs II	G	Silica Leather	F
Acoustic	F	Dash	F	Imperial Mohair	J	Ona	I	Silica Reach	G
Agora II	D	Dayspell	H	Index	G	Origin	A	Silica Roam	G
Aldo	G	Decode	C	Infinity	B	Ozone	H	Silica Stride	G
Align	I	Delano	G	Infusion	F	Pace Crypton	E	Silica Tech	F
Allegory	I	Delve	I	Inner Circle	H	Pace Incase	D	Silica Waltz	G
Amenity II	G	Dive	F	Insight	A	Panorama	J	Silk Struktur	H
Amuse	D	Dividend	G	Interim	I	Parable	F	Sketching Air	G
April	F	Dogwood Leaves	E	Intermezzo	I	Parkside Crypton	F	Skip	C
Ardour II	H	Domain	F	Intermix II	D	Parkside Incase	E	Small Talk	G
Arrange	H	Drift	G	Intersect	C	Parterre	E	Solace	C
Ascend	E	Duo	F	Interval	B	Passages	I	Solo 2	D
Audio	G	Ebb	F	Isla	E	Perk	B	Soma	G
Audubon	H	Edison	H	Jardin	G	Photon	H	Sort	F
Avanti	H	Effloresce	H	Jest	F	Pierre	G	Span Crypton	E
Avenue	D	Elevate	I	Jitney	E	Ping	D	Span Incase	D
Axis	C	Elle	F	Juncture	H	Pique	D	Spin	G
Bandwidth II	F	Emanate	H	Keynote	D	Plus	F	Splendeur	J
Bangle	A	Embark	F	Kindle	F	Propensity	C	Starboard	F
Banter	H	Eon	C	Kindred	F	Prospect	D	Streamers	D
Basis	B	Essay	F	Kinney	D	Proviso	G	Strut	E
Beeline	C	Estrella	H	Knack	C	Proximity	G	Sublime II	C
Beep	E	Evolve	H	Kudos	G	Quirk	D	Substance	J
Bento	F	Expo	B	Lana	I	Raffia	I	Sway II	G
Bias	G	Feliz	G	Ledge	E	Rally	H	Symbol	I
Bloc	G	Felt	G	Lella	G	Rattan	I	Synergy	D
Boom II	D	Felt Melange	G	Lina	I	Recollection II	G	Syntax	C
Boxcar	G	Flection	G	Lineage	I	Redux	D	System	G
Bravo II	D	Fleet	E	Lineup	C	Rein II	D	Tactic	G
Brisk	G	Flow	G	Linq	I	Respite	C	Tesla	G
Buoy	G	Flux	G	Livia	J	Revolve	H	Tetra	D
Cairns	H	Focal	D	Lloyd	G	Riga	G	Tone	E
Cairo II	G	Foray	D	Lore	F	Rivet	D	Torque	H
Camber	F	Free	C	Loupe	I	Row	D	Tradition	B
Canter	C	Fringe	E	Lucio	H	Sail	H	Trefoil	I
Carlo	H	Fuse	A	Ludwig	G	Scan	I	Trove	H
Cashmere II	C	Gentry	H	Malmo	G	Scape	G	Turin	G
Catalogue	H	Geo	J	Mapping Ideas	G	Scrabble	C	Twist	G
Central	E	Golden Leaf Tree	E	Marathon	B	Scribe	D	Upside	G
Centric	F	Gradient 18	H	Marcel	H	Sense	E	Vario	D
Channel	E	Gradient 36	J	Medley	F	Sidebar Crypton	F	Veer	H
Chant	F	Gradient Solid	F	Mensa	H	Sidebar Incase	F	Velocity	D
Chipper	I	H2O	J	Method	G	Sidestep	F	Venue	D
Cinch	B	Habit	C	Millennium	B	Signet	I	Via	C
Cite	G	Hearsay	H	Mix	I	Silica	F	Viva II	E
Clang	D	Helm	F	Molto	H	Silica Andy	G	Vox	B
Classique	J	Hickory Leaf	D	Nagoya	H	Silica Breeze	G	Wander	F
Context	B	Hive	E	Neon	H	Silica Deflect	G	Waver	E
Core	B	Hue	C	Nifty	D	Silica Etch	F	Waypoint	C
Course	G	Hula	H	Nile	H	Silica Fiona	G	Weaving Palettes	F
Cover Cloth	C	Icon	D	Nimble	H	Silica Fritz	G	Whim	F
Crete	H	Idyll	G	Oath	E	Silica Hiatus	G		
Current	C	Illumina	I	Odyssey	B	Silica Hoop	G		

## Pallas Fabric Grading

For memo samples call email [www.pallastextiles.com](http://www.pallastextiles.com)

Grades and availability of fabric are subject to change without notice. Changes could include but are not limited to price increases, discontinued patterns, discontinued colors, etc. See [jsifurniture.com](http://jsifurniture.com) for updated information.

Pattern	Grade	Pattern	Grade	Pattern	Grade
Abstract Chevron	F	Kwaart	G	Turtle Neck	G
Algorithm	F	Laced Up	E	Twine	D
Amari	F	Larkspur	G	Unraveled	E
Asha	F	Latifolia	G	Unspun	G
Aurora	F	Le Fleur	F	Urbanized	E
Basaltes	F	Line	F	Vespa	E
Bevel	F	Majolica	G	Whim	E
Bonnaroo	F	Marbles	F	Wonder Wheel	H
Boulevard	F	Meadowrue	F	Work Horse	F
Bounce	E	Melody Maker	F		
Busy Bee	H	Milano	G		
Carnivale	G	Modern Blaze	F		
Cell Theory	I	Mosaic	E		
Chakra	F	Off Track	E		
Chitra	E	On The Fringe	H		
Chroma	G	Painted Stripe	G		
Composition	G	Patina	E		
Criss Crossing	F	Perfect Pitch	F		
Curve	H	Petals	G		
Dapple	E	Ping Pong	E		
Deeply Rooted	H	Point	F		
Deflect	E	Polka Dotty	F		
Delphinium	G	Promenade	F		
Dot Dot Dot	G	Racy	F		
Field Play	G	Raku	F		
Flame	F	Ravenna	G		
Flexing Muscles	F	Reel To Reel	G		
Formula	G	Reverb	G		
Fortune Teller	F	Rooftops	G		
Fracture	G	Round	I		
French Crepe	F	Running Stitch	H		
Friendship Bracelet	E	Sandstone	D		
Gather	E	Seeking Truth	G		
Gene Pool	G	Sheepish	F		
Graph	D	Skip	E		
Grasmere	F	Solid Footing	E		
Grid	F	Spin Art	G		
Grill Cloth	G	Spontaneous	I		
Ground Breaking	F	Spot On	F		
H2O	F	Spun	E		
Hand-Woven	F	Stamped Out	I		
Heritage	E	Stereo Stripe	G		
Highway Patrol	E	Surface	E		
Hitch	F	Swing	F		
Holy Cow	E	Tempo	E		
Holy Cow Too	E	Terra	D		
Infinite Helix	G	The Burbs	F		
Inlay	F	Top Color	F		
Interlace	G	Transom	G		
Jacks	H	Trellis	H		
Karoke	F	Tulips	G		

## Stinson Fabric Grading

For memo samples call Stinson at 800-841-6279

Grades and availability of fabric are subject to change without notice. Changes could include but are not limited to price increases, discontinued patterns, discontinued colors, etc. See jsifurniture.com for updated information.

Pattern	Grade	Pattern	Grade	Pattern	Grade	Pattern	Grade	Pattern	Grade		
Abacus	G	Channel	D	Flex	E	Liquid	E	Respite	F	Tendrill	D
Acadia Epingle	I	Chauncey	D	Flight	G	Makeover	G	Retrograde	D	Tessellate	G
Acanthus	H	Chi w/Agion	G	Flip Flops	G	Mali	G	Revolution	G	Tessuto	C
Ace	C	Chloe	F	Florentine	G	Malta	I	Revolve	H	Thicket	D
Acrobat	G	Chroma	E	Folio	G	Manchester	E	Rialto	C	Torus	F
Adirondack	F	Cielo	H	Fractal	F	Marimba	F	Riddle	D	Tracing	E
Aero	F	Cinnamon Blossom	H	Freehand	E	Marquetry	F	Rivera	F	Tranquility	H
Affinity	F	Cirque	E	Furrows	D	Martini	F	Rogue II	B	Transcend	C
Alchemy	E	Cirro	F	Fuse	C	Matrix	E	Rolling Stones	H	Trax	D
Alfresco	G	Citadel	C	Geodesic	G	Mesa	H	Salinas	I	Tribeca	C
Algiers	G	Clean Slate	D	GeoMet	E	Metro	D	San Simeon	G	True Path w/Agion	H
Alignment	G	Coco	F	Glacier	C	Mica	D	Satellite	D	Tuscan Hills	H
All American	B	Colden	F	Glisten	H	Mingle	F	Scintillate	G	Tweed	F
Aloha	H	Colorguard All	C	Gradation	E	Moccasin	C	Scout	C	Umbrian Rain	H
Apex.Crypton Revl	E	Seasons	C	Grand Sierra	C	Modena	F	Scribe	D	Up Tempo w/Agion	H
Arc	F	Comeback	G	Gravity	E	Monhegan	G	Script	D	Urban Grid	C
Archetype	E	Concentric	G	Grille	D	Montage	E	Seagrass	G	Valise	D
Arioso	E	Connect	C	Grove	G	Montana	C	Sebago	F	Vanish	H
Ascend	F	Continuum	E	Hands On	F	Moxie	F	Second Act	G	Vapor	F
Aspen	F	Core	C	Happy Hour	E	Mumbai	G	Sedona	H	Varati	I
Atlas	C	Cottonwood	G	Happy Tappy	I	Natural World	J	Sentry - HC	C	Vegas	C
Atmosphere	C	Courtyard	H	Haven	E	Naugaleather	C	Sequence	D	Velocity	E
Auberge	H	Cozy	E	Helix	H	Naugasoft	C	Shantung	C	Verdure - Envi	F
Aura	I	Cranbrook Loop	J	Hi-Fi	D	Neochrome III	C	Shift	C	Vermont	H
Avant	C	Criss Cross	C	Highlight	C	Nest	H	Sideline	E	Vibe	F
Balance Beam	G	Cruisin	H	Hive	D	New Hempstead	C	Silverado w/Agion	F	View	H
Bali	F	Crypton Suede	D	Horizons	H	Next Scene	F	Simplicity	C	Vineyard	I
Balustrade	H	Crystalline	G	Hot Spot	F	Nimble	F	Skyline	G	Vintage	H
Bambu-Envi	F	Curves Ahead	G	Hourglass	G	Nishiki	C	Sleek	D	Vision	C
Banyan	F	Cyma	H	Hudson	G	Nova	E	Sleeping Bear Dunes	F	Voltage	H
Bari	F	Daddy-O w/Agion	G	Hush	F	Now & Zen w/Agion	I	Smile	G	Volterra-Hc	H
Bass Line	G	Dakota	D	I Spy	H	Olympus	F	Smoothie	C	Vortexia	I
Beatbox	F	Dart	C	Impression	H	On The Money	F	Snuggle	E	Walk the Line	J
Beep Beep	G	Dash	D	Inside Track	D	Orbit	D	Solitaire	D	Whirl	G
Bespoke	E	Deflection	G	Interplay	F	Oscillate	I	Spark	J	Whisper	C
Bistro	C	Delphi	F	Interval	E	Outlander	D	Sphere	E	Whitney	F
Blip	C	Detail	G	Isabella	H	Oxford	C	Spindles	H	Willow Talk	H
Block Party	F	Deza	I	Jala	I	Pacifica	G	Spirit Millennium	C	Wink w/Agion	F
Bon Voyage	J	Diffusion	I	Jam Session w/Agion	I	Panorama	J	Splash	F	Wish	I
Bongo	H	Diva	D	Jambi Stripe	G	Park Avenue	F	Sprint	C	Wyatt	D
Breton	G	Dodgeball	G	Jasmine Screen	F	Patriot Plus II	C	Squire	E	Ybor	F
Brilliant	D	Double Time w/Agion	I	Jump w/Agion	I	Peninsula Mohair	I	Stat-Con	E	Ziggy	C
Bryant Park	C	Duet	E	Juxy	F	Perimeter	D	Stellar	D	Zodiac	D
Bubblerake	G	Dynasty	C	Kambala	I	Persuasion	E	Sterling w/Agion	F	Zoom	E
Budget Black	A	E'lan-HC	H	Kennebunk	F	Petals	G	Stipple	D		
Burkshire	C	Effervescense	F	Ketana	H	Pivot	C	Stitch In Time	D		
Calibration	F	Elderberry	G	Kilkenny Tweed	C	Polka	E	Straight and Narrow	G		
Calla	G	Eli	F	Kinetic	F	Portico	F	Strand	C		
Camino	H	English Pub	C	Knock Knock	I	Posh	E	Stratford	I		
Cannon Beach	H	Entrada	G	Kusari	D	Prisma	F	Sumatran Palm	H		
Canterbury	G	Equinox	F	Labyrinth	G	Profile	E	Summit	E		
Capreni	F	Excursion	E	Laredo	C	Promenade	E	Sunburst	G		
Carlisle	D	Expressions	C	Latitude	D	Queue	F	Sundance	E		
Casablanca	I	Facet	D	Lava	H	Radiance	H	w/Stakleen			
Cassidy	C	Fast Lane	D	Leaps & Bounds	F	Raffia	E	Sunswept	I		
Catalina	F	Fenestra	H	Lift	G	Rainier	C	Supersillyness	I		
Catalyst	C	Figment	H	Lindley Park	D	Rally	B	Swivel	G		
Catwalk	F	Finite	E	Line Dance	F	Raquette	G	Symmetry	H		
Celeste	J	Firefly	G	Links	G	Realm	E	Symphony Classic	C		
Chakra	H	Fizz	E	Linus	F	Refraction	C	Tender	H		



# Ultrafabrics Fabric Grading

For memo samples at Ultrafabrics email [charlotteakirby@yahoo.com](mailto:charlotteakirby@yahoo.com)

Grades and availability of fabric are subject to change without notice. Changes could include but are not limited to price increases, discontinued patterns, discontinued colors, etc. See [jsifurniture.com](http://jsifurniture.com) for updated information.

<u>Pattern</u>	<u>Grade</u>
Brisa	E
Brisa Distressed	E
Brisa Fresco	E
Buffalina	E
Eco Tech	E
Hammered	E
Metro Tech	E
Patine	E
Raffia	E
Ultraleather	E
Ultraleather Fusion	E
Ultraleather Fusion Shimmer	E
Ultraleather Linen	E
Ultraleather Pearlized	E
Ultraleather Pony	E
Ultraleather Pro	F
Ultraleather Promessa	E
Ultraleather Uccello	E
Ultratech	E
Viva	E

Effective January 1, 2016 ▲

## Wollsdorf Leather Grading

For memo samples call Wollsdorf at 336-884-5005

Grades and availability of leather are subject to change without notice. Changes could include but are not limited to price increases, discontinued patterns, discontinued colors, etc. See [jsifurniture.com](http://jsifurniture.com) for updated information.

<u>Pattern</u>	<u>Grade</u>
Alpine	L2
Atlantic	L2
Euroglazed	L2
Finesse	L2
FOC Earth Black	L2
FOC Earth Colors	L2
Genoa	L2
Mammut	L1
Oslo	L2
Paloma	L2
Prima	L2
Pull Up	L2
Sattel	L2
Sedona	L2

## Specification Tools

JSI products are manufactured to order and provide a multitude of options to address your individual customer needs. As you process your order do not forget to include all the necessary information to allow the order entry process to be completed. Please see the order checklist at the beginning of every series.

JSI Customer Service edits every order for complete information. If details are not included with the purchase order, Customer Service will contact you to answer these questions. If information is not completed in a timely manner it will delay the entry process and could effect your product delivery date. To avoid delay in order entry and potential delay in delivery of your order, please double check the line items to ensure all selections have been completed.

To ensure completion of details on your purchase order, electronic catalogs and specification tools have been developed to aid in the process. These electronic tools include:

**20-20 GIZA Studio and 20-20 CAP Studio** software offers state-of-the-art design, specification, photo-realistic rendering and three-dimensional visualization capabilities for configurable products in the commercial interior design markets. 20-20 GIZA Studio and 20-20 CAP Studio are available for all JSI Casegood and Seating products, in 2D and 3D graphics and the Specifier Catalog. Updates are made monthly reflecting any changes that occurred. To be sure the most up to date information is provided on orders, users of this software program are responsible to update their catalogs.

**ProjectMatrix, Inc.** offers a full software solution for the contract furniture industry. Their software can help you create space plans to specifications for ease of specifying our JSI Casegood and Seating product lines. Updates are made monthly reflecting any changes that occurred. To be sure the most up to date information is provided on orders, users of this software program are responsible to update their catalogs.

**GSAdvantage** is a Federal Government electronic catalog site offered to assist GSA customers in specifying and pricing JSI product. Listed at this site are all contract items and prices under GSA Contract # GS-28F-0030U.

Our JSI website [jsifurniture.com](http://jsifurniture.com) provides many tools to assist in the design and order selection. Included in the site are downloadable images, typicals, product symbols, brochures, contact information, price lists, sales representative locations, warranty and environmental information.

# GSA Terms and Conditions



## Contract Holder

Contract # GS-28F-0030U

### Business Size

Large Business

### Point of Production

Ferdinand, Dubois County, Indiana  
 French Lick, Orange County, Indiana  
 Jasper, Dubois County, Indiana  
 Paoli, Orange County, Indiana

### Pricing

All prices shown are list prices (freight included)

### Discount

Discount 61.6%\* off list.

\*Discount for CaseWorks, Reflections, Walden and Wellington is 61.71% off list.

### Quantity Discounts

Not applicable.

### Prompt Payment Terms

1% 15 - net 30 days from date of invoice.

### Government Commercial Credit Cards

Accepted. No additional discount offered.

### Foreign Terms

Not applicable.

### Delivery Time

30-75 days after receipt of order, 90 days maximum.

### Overnight and 2-day Delivery

Not applicable.

### Urgent Requirements

Contact Customer Service if faster delivery is required.

### F.O.B. Points

F.O.B. destination, freight prepaid and allowed to 48 contiguous states and Washington D.C. excludes special delivery requirements.

### Ordering Address

JSI  
 Attn: Participating Dealer  
 225 Clay Street  
 Jasper, IN 47546  
 Fax: 812-482-1548  
 Phone: 800-457-4511  
 Email: orders@jaspergroup.us.com

### Product Modifications

We willingly accept customers' modifications to standard products. See product modifications information by series at the start of each series under the "Product Modification" sections. If there is a modification you desire that is not listed in this section, please call Customer Service for a modification quote/price.

**In addition to the standard terms and conditions, the following terms and conditions apply to GSA contract.**

### Contract Number

GS-28F-0030U

### Contract Period

September 23, 1999 - June 24, 2018

### Statement of Intended Use

The furniture covered by special item numbers 711-8, 711-9, 711-11, 711-16, 711-17, 711-18, 711-19, and 711-95 is intended for use by Government executives (or equivalent military rank) in the executive, judicial, and legislative branches or armed forces of the federal government. To help customers make a good purchasing decision based on their needs and budget, GSA has established four grades of furniture: Grade (1) includes furniture that tends to be the most expensive on this schedule, Grade (2) furniture tends to be more moderately priced and Grades (3) and (4) furniture tend to be affordable pricing when compared to grades (1) and (2). The ordering agency or service is responsible for determining furniture appropriate for use in its offices which will fit within budget and comply with applicable federal or internal agency procurement regulations.

### Description of Special Item Numbers SIN#

711-8 Executive office furniture  
 711-9 Executive conference room furniture  
 711-11 Tables, occasional and conference  
 711-16 Upholstered seating  
 711-17 Multiple seating  
 711-18 Multi purpose seating  
 711-19 Stacking chairs and dollies  
 711-95 Installation services (not to exceed 12% of net prices for projects where installation costs are \$500 or less.) Installation costs over \$500 are negotiated on a case by case basis.

### Maximum Order

711-8 \$500,000 (five hundred thousand dollars) net  
 711-9 \$500,000 (five hundred thousand dollars) net  
 711-11 \$500,000 (five hundred thousand dollars) net  
 711-16 \$300,000 (three hundred thousand dollars) net  
 711-17 \$200,000 (two hundred thousand dollars) net  
 711-18 \$200,000 (two hundred thousand dollars) net  
 711-19 \$200,000 (two hundred thousand dollars) net  
 711-95 \$150,000 (one hundred fifty thousand dollars) net

### Minimum Order

\$100 (One hundred dollars) net

### Geographic Coverage

48 contiguous states and Washington D.C.

# GSA Terms and Conditions

## Payment Address

JSI  
225 Clay Street  
Jasper, IN 47546

## Warranty Provision

JSI's commercial 15 year warranty applies. See page 3.<sup>▲</sup>

## Export Package Charges

Quoted on project-by-project basis.

## Terms of Government Commercial Credit Card Acceptance

Accepted.

## Rental, Maintenance, and Repair

Not applicable.

## Installation

Contact dealer or installation representative.

## Repair Parts

Not applicable.

## Service and Distribution Points

National distribution.

## Participating Dealers

Contact JSI customer service at 800-457-4511.

## Preventive Maintenance

Not applicable.

## Environmental Attributes

JSI is committed to protecting the environment. For JSI's complete environmental information, contact the GSA Customer Service at 800-457-4511. Go to [jsifurniture.com](http://jsifurniture.com) for additional information.

## Duns #

00-636-7767

## Notification Regarding Registration in SAMS Database

Name: Jasper Seating Company, Inc.

Cage code: 31881

## Acceptance, Modification, Assignment

By placing this order for furniture, material or other products (sometimes collectively referred to as "goods"), customer agrees to these terms and conditions which shall prevail over inconsistent provisions in any other form or document of customer. No change or modification shall be applicable unless set forth in writing and signed by company. Neither this order nor any interest therein shall be assigned by customer except with the prior written consent of company.

## Payment

Customer agrees to pay to company the amount indicated on the invoice, 1% 15 days, net 30 days from date of invoice (U.S.funds only), for goods ordered. Interest will be charged after 30 days from the date of invoice at the rate of one and a half percent (1.5%) per month. International sales will require additional payment arrangements. No goods shall be sold on consignment or conditional sales basis. Payment for the goods delivered hereunder shall constitute acceptance thereof.

## Attorneys' Fees

Customer shall be responsible for all expenses and cost in connection with the enforcement by company of these terms and conditions and the cost of collection (including the fees of any collection agencies to whom the customer's account may be referred), plus reasonable attorneys' fees (which attorneys' fees shall not be less than 25% of the amount due, unless a lower amount is specified by applicable law).

## Remedies

The remedies herein reserved shall be cumulative, and additional to any other or further remedies provided in law or equity. No waiver of a breach of any provision of these terms and conditions shall constitute waiver of any other breach or of such provision.

## Insolvency

Company may forthwith cancel this order in the event of the happening of any of the following or any other comparable event: insolvency of the customer, the filing of a voluntary petition in bankruptcy, the filing of any involuntary petition to have customer declared bankrupt provided it is not vacated within thirty (30) days from the date of filing, the appointment of a receiver or trustee for customer provided such appointment is not vacated within thirty (30) days from the date of such appointment, or the execution by customer of an assignment for the benefit of creditors.

## Limitation of Liability

The Company shall not under any circumstances be liable to the customer, owner of the goods or any third party for special, indirect, incidental, or consequential damages, including, without limitation, loss of profits or revenues, loss or damage to other property or equipment, cost of capital or of purchased or replacement goods, or expense, delay, or inconvenience cause by or arising from the purchase, sale, use, repair or inability to use the goods or by any performance or non-performance under, or breach of, these terms and conditions. The Company's sole liability for any defective goods shall be its repair or its replacement pursuant to the express warranties set forth above, or if amended, as applicable at the time of manufacture or repair of the goods. Some states do not allow the exclusion or limitation of incidental or consequential damages, so the above limitations or exclusion may not apply to all customers. Any action resulting from any breach on the part of company as to the goods or services delivered here under must be commenced within one year after the cause of action has occurred.

## Returns and Allowances

Reasonable touch-up and deluxing is the dealer's responsibility. The Company will not make allowances for trip or delivery charges, but will only make allowance for actual work performed to correct manufacturing defects. Allowances maybe authorized only by a company officer. It is the responsibility of the field sales representative to inspect any defective merchandise and make suggestions and recommendations as to the proper disposition. Field personnel cannot obligate or bind the company by definite agreement, without final authorization by a company officer. Company will not accept automatic charge backs which do not have prior authorization. All defects must be called to the company's attention upon arrival at the customer's "ship to" destination. To initiate any type of claim or request for parts, it is imperative to have the model number or fabric number, which may be located on the tag attached to the frame of the unit. Authorization for return to the company via a return goods authorization. Company will not issue credit allowances for any repairs without company's prior consent. Under no circumstances shall the company accept COD (cash on delivery) returns, and any such shipment will be refused.



## GSA Terms and Conditions

### Security Agreement

The Company may require and customer shall grant a security interest in goods sold pursuant to any credit the company may extend to the customer.

### Governing Law

All disputes between the parties, whether or not arising out of these terms and conditions, will be governed by the laws of the state of Indiana. Customer agrees to submit to the jurisdiction of and agrees all lawsuits relating to any disputes between the customer and the company will be brought only in a state court located in Dubois County, Indiana or the United States District Court for the Southern District of Indiana. The customer hereby waives the right to a trial by jury in any action, proceeding, claim, or counterclaim whether in contract or tort, at law or in equity, arising out of or relating in any way to these terms and conditions and all other disputes between the parties.

### Mitigation

If the company repossesses the goods prior to payment by the customer of all amounts due hereunder, the company may sell the goods, as is, where is, free and clear of all rights of the customer at either public or private sales, and apply the net proceeds (after deducting expenses of repossession and sale) to the obligation of customer hereunder. The customer may dispose of the goods in any commercially reasonable place and manner and the customer waives any notice of time, place and manner of sale.

### Integration

This order for goods, including these terms and conditions, along with any credit application, invoice, statement, dealer contract, acknowledgment, bill of lading (and any exhibits, addenda or amendments thereto) of which this order may be a part, constitutes the sole and complete agreement between the company and the customer with respect to the purchase of the goods.

### Dimensions/Specifications/Finishes

All dimensions are approximate and may vary due to the upholstery technique of each craftsman. If exact dimensions are required, it is necessary for the customer to state such specifications with the order. Detailed specifications sheets are available for each series of goods, and customer should consult the company's customer service department for these specification sheets. Company reserves the right to make changes in dimensions, style, or specifications if company believes these changes will improve the goods' quality or appearance. Company reserves the right to substitute hardwoods due to availability at production. Due to the natural characteristics of wood, environmental effects, and material upgrades, the company cannot guarantee exact finish matches on existing goods previously ordered from company. If an exact match to customer's existing goods is required, it must be specified so that the proper procedures can be followed to ensure an acceptable finish. Company will accept no liability for the finish if this procedure isn't followed. Company reserves the right to make changes in a finish formula if company believes the change will improve the quality or appearance of company's goods.

### Company's Performance of Its Obligation

The production and delivery of the goods to the extent delayed or hindered or prevented from the performance by reason of natural disasters, acts of god, strikes, lockouts, labor troubles, inability to procure materials, casualties, failure of power, restrictive governmental laws or regulations, riots, insurrections, acts of terrorism, war or other reason of a like nature not the fault of the company shall excuse for the period of the delay the company's performance and the period for the performance shall be extended for a period equivalent to the period of such delay.



APOGEE™

Desks . . . . .	62
Consoles . . . . .	69
Meeting Tables. . . . .	70
Bridges and Returns . . . . .	70
Credenzas . . . . .	74
Lateral Files . . . . .	75
Modular Credenzas . . . . .	80
Overhead Cabinets. . . . .	100
Wall Mount Storage . . . . .	114
Wall Panels . . . . .	128
Wall Mount Tackboards. . . . .	130
Vertical Storage Units . . . . .	133
Workwalls . . . . .	152
Accessories . . . . .	168

# Apogee™ - Overview

## Desks



Double Pedestal Desk with Full Modesty Panel  
Page 62



Veneer Table Desk with Open Frame Leg  
Page 62



Glass Table Desk with Open Frame Leg  
Page 62



Single Pedestal Desk with Full Modesty Panel  
Page 63

## Peninsula Desks



End Panel Desk  
Page 64



Access End Panel Desk  
Page 64

## Run-Off Desks



Rectangular Pedestal Run-Off  
Page 65



Table Desk with Open Frame Leg  
Page 66



Rectangular Desk with Post  
Page 66

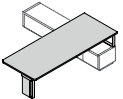


Arc Run-Off Desk  
Page 67

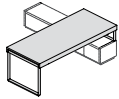


Trapezoid Run-Off Desk  
Page 67

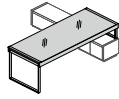
## Console Desks



Console Desk with Leg Support  
Page 68



Console Desk with Open Frame Leg  
Page 68



Console Glass Desk with Open Frame Leg  
Page 68

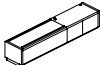
## One-High Console Return



Low Console  
Page 69

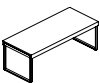


Low Console Connector with Hinge Door  
Page 69



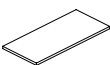
Freestanding Low Console  
Page 69

## Meeting Table

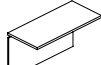


Meeting Table  
Page 70

## Bridges



Bridge Top  
Page 70



Bridge with Modesty Panel  
Page 70

# Apogee™ - Overview

## Returns



Return  
Page 71



Lateral File Return  
Page 72

## Return Shells

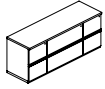


Return Shell  
Page 73

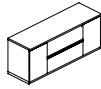


Return Shell with Wall Access Panel  
Page 73

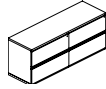
## Credenzas



Storage credenza  
Page 74



Storage credenza  
Page 74



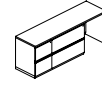
Lateral File Credenza  
Page 75



Open Corner Credenza  
Page 76



Open Corner Lateral File Credenza  
Page 77



Open Corner Credenza  
Page 78

## Freestanding Lateral Files

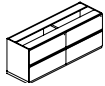


Two-High Lateral File  
Page 79



One-High Lateral File  
Page 79

## Two-High Modular Credenzas



Two-High Lateral File  
Page 80



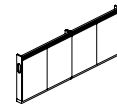
Two-High Lateral File  
Page 80



Utility/Box/File Pedestal  
Page 81



File/File Pedestal  
Page 81



Kneespace Access Panel, Full Height  
Page 82

## End Support



End Support  
Page 82



End Panel Transition to Access Panel  
Page 82

# Apogee™ - Overview

## One-High Modular Credenzas



One-High Lateral File  
Page 83

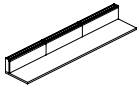


One-High Lateral File  
Page 83

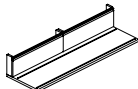


One-High Pedestal  
Page 84

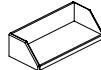
## One-High Kneespace Units



Kneespace Access Panel, Partial Height with Workwall Top  
Page 85



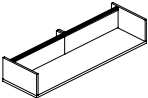
Workwall Top with Shuttle Tracks and Access Panels  
Page 86



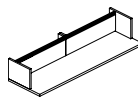
Storage Shuttle  
Page 86



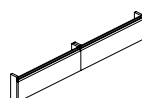
Piling Shuttle  
Page 86



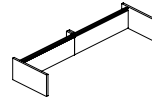
Kneespace Access Panel, with 22" d Extensions, Partial Height with Workwall Top  
Page 87



Kneespace Access Panel, with 15" d Extensions, Partial Height with Workwall Top  
Page 88

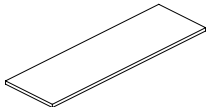


Kneespace Access Panel, Partial Height  
Page 91



Kneespace Access Panel with Extensions, Partial Height  
Page 92

## Workwall Top



Workwall Top  
Pages 89-90

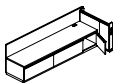
## Modular Credenzas



Two-High Run-Off Lateral File Credenza  
Page 93



Two-High Run-Off Lateral File Credenza  
Page 94



One-High Run-Off Credenza with Access Door  
Pages 95-96



One-High Run-Off Credenza  
Pages 97-98



Utility/File Mobile Pedestal  
Page 99



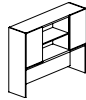
Utility/File Mobile Pedestal with Cushion Top  
Page 99

# Apogee™ - Overview

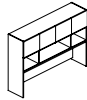
## Double Height Storage Overhead Cabinets



Double Height Storage Overhead Cabinet with Doors  
Pages 100-101

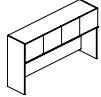


Double Height Storage Overhead Cabinet with Doors and Open Center Shelf  
Pages 102-103



Double Height Storage Overhead Cabinet with Doors and Open Storage  
Pages 104-105

## Storage Overhead Cabinets



Storage Overhead Cabinet with Doors  
Pages 106-107



Overhead Cabinet with Doors and Open Center Shelf  
Pages 108-109



Storage Overhead Cabinet with Flipper Doors  
Pages 110-113

## Double Height Wall Mount Overhead Cabinet



Double Height Wall Mount Overhead Cabinet with Open Storage  
Page 114



Double Height Wall Mount Overhead Cabinet with Doors  
Pages 115-117



Double Height Wall Mount Overhead Cabinet with Doors and Open Storage  
Pages 118-119

## Wall Mount Overhead Cabinet



Wall Mount Overhead Cabinet with Open Storage  
Page 120



Wall Mount Overhead Cabinet with Doors  
Pages 121-123



Wall Mount Overhead Cabinet with Flipper Doors  
Pages 124-125

## Open End Shelves



Open End Shelves  
Page 126



Open End Shelf  
Page 126

## Valance



Valance  
Page 127

## Overhead Support End Panel



Overhead Support Panel  
Page 127

# Apogee™ - Overview

## Wall Panels

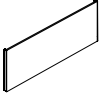


Wall Panel  
Page 128

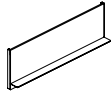


Wall Panel with Shelf  
Page 128

## Wall Mount Tackboards

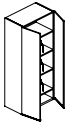


Wall Mount Tackboards  
Pages 129-130



Wall Mount Tackboards with Shelf  
Pages 131-132

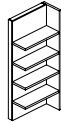
## Worksurface Storage Towers / Asymmetric Shelves



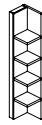
Storage Tower  
Pages 133-137



Storage Tower  
Pages 134-138

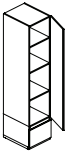


Asymmetric Shelves  
Pages 139-143

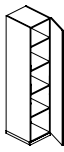


Asymmetric Shelves  
Pages 140-143

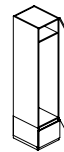
## Storage Units



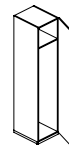
Storage Unit with Drawer  
Pages 144 and 148



Storage Unit  
Pages 146 and 148



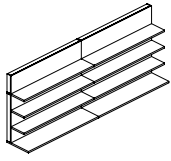
Wardrobe Unit  
Pages 145 and 148



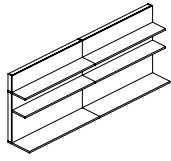
Wardrobe Unit  
Pages 146, 147, 149, 150 and 151

# Apogee™ - Overview

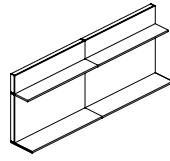
## Workwalls with Shelves



Dual Open Workwall with 3 Shelves  
Page 154

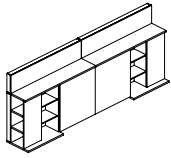


Dual Open Workwall with 2 Shelves  
Page 153

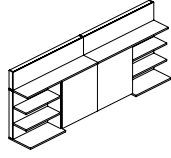


Dual Open Workwall with Shelf  
Page 152

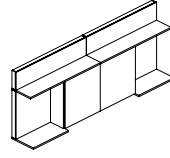
## Workwalls



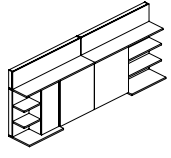
Dual Wardrobe Workwall with Sliding Doors  
Page 155



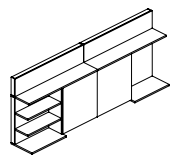
Dual Shelf Workwall with Sliding Doors  
Page 160



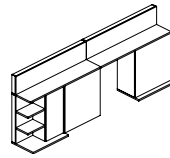
Dual Display Workwall with Sliding Doors  
Page 163



Wardrobe Workwall and Shelf Workwall with Sliding Doors  
Pages 156-157

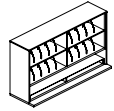


Shelf Workwall and Display Workwall with Sliding Doors  
Pages 158-159

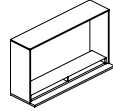


Wardrobe Workwall and Display Workwall with Sliding Doors  
Pages 161-162

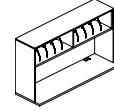
## Workcenters



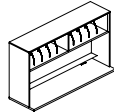
Workcenter  
Page 164



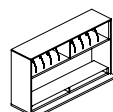
Media Workcenter  
Page 164



Workcenter  
Page 165

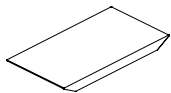


Workcenter with Mini Shelf  
Page 166

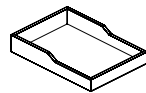


Workcenter  
Page 167

## Accessories



Leather Desk Pad  
Page 168



Paper Trays  
Page 168



Magnets  
Page 168





# Apogee™ Product Information

## Product Modification

### Special Finishes

Special finishes can be requested by following the instructions in the general introduction section, page 3. There is a one time charge of \$289 list per order.

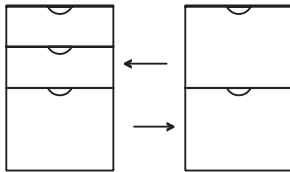
### Premium Veneer

Upon request standard veneer can be changed to a special veneer contact Customer Service for availability and pricing.

### Pedestal Configuration Change

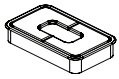
Utility/Box/File configuration is standard on all desks and File/File configuration is standard on all return units.

Apogee drawer configuration on pedestals 29 1/2" high can be reconfigured to a Utility/Box/File or File/File configuration, but must be specified at the time of order with an additional 5% cost to the list price.



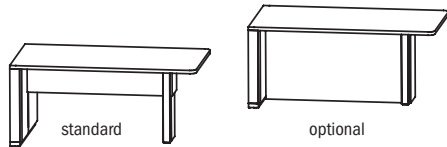
### Grommets

Please see page 44 for location and placement availability. Add \$79 list for each grommet.




### Modesty Panel

End Panel Desks are standard with a partial modesty. A full modesty is available as an option and should be ordered with the desk. See price list pages for availability and pricing.

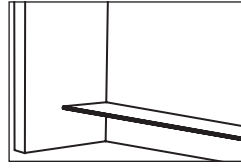


Run-Off Desks are standard without a modesty. Optional partial or full modesty may be specified on the desk. See price list pages for availability and pricing.



### Mini Shelf

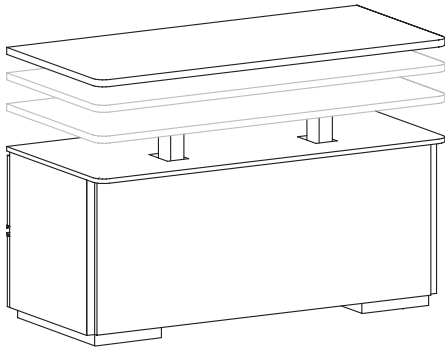
Aluminum mini shelf is optional on the insert panel overhead cabinets. This option needs to be specified with the overhead cabinet.



### Special Sizes and Construction

Apogee has various modular units to create many popular applications. Please contact Customer Service if you need help in creating a particular layout.

## Apogee™ Product Information



This mechanism requires a signed Liability Wavier prior to time of order specification.

Contact Customer Service or visit our Website at [jsifurniture.com](http://jsifurniture.com)

### Ergo Adjustable Work Height Mechanism

Our proprietary adjustable work height mechanism can be specified on many of the models in Apogee.

ERGO mechanism allows height adjustability to be added to the worksurface. Our solution uses a standardized design that minimizes the modifications required to standard desk, bridge or credenza models. The mechanism and control box are neatly concealed to maintain the appearance of the original elegance of the product. A push button control activates the electric powered lifting columns for adjustability from sitting height to a standing height. A 3/4" thick finished sub top is added to the top of the desk chassis for a clean appearance when the surface is in the raised position. In the lowered position, please note that Ergo adds 3/4" to the standard height of the desk and the installation will decrease kneespace depth by 8".

Automatic Collision Control is built in to each mechanism as a standard feature. When the system senses an obstacle obstructing the movement, the mechanism will reverse direction and retreat by 1".

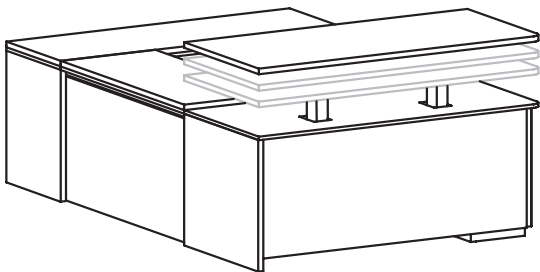
When Ergo is added to a worksurface in an "L" or "U" group, all units in the configuration need to have a sub top added. These units are considered to be ERGO ADJACENT units. ERGO ADJACENT units must have a fixed height worksurface that matches the lowest position of the Ergo mechanism and the top. This is accomplished by adding a 3/4" sub top between the chassis and the worksurface. This feature can also be specified for cabinets which may sit next to a unit with the Ergo mechanism.

Height adjustment starts at 30 1/4", to a standing height of 49 3/4", a range of 19 1/2".

To specify the unit that has the mechanism add **ERGO** to the end of the model number.

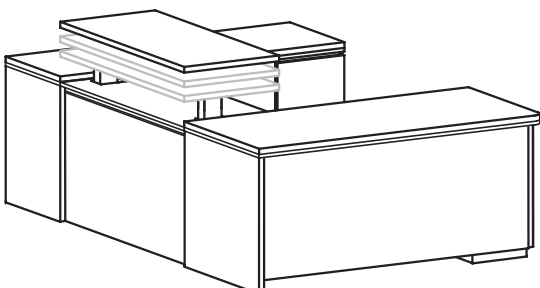
To specify the connecting or adjacent units add **ERGO ADJACENT** to the end of the model number.

The Ergo mechanism and controls are warranted for a period of (1) year. The rest of the case/good unit(s) are warranted under the normal fifteen (15) year warranty. ▲



#### Example

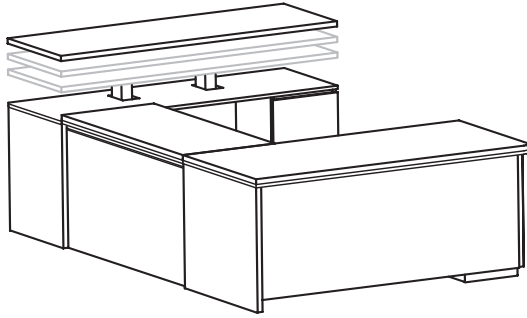
AP1-SPR-1-3066L-ERGO	add \$3,255 to list
AP3-BMR-1-2250-ERGO ADJACENT	add \$525 to list
AP2-OCP-1-2266R-ERGO ADJACENT	add \$525 to list



#### Example

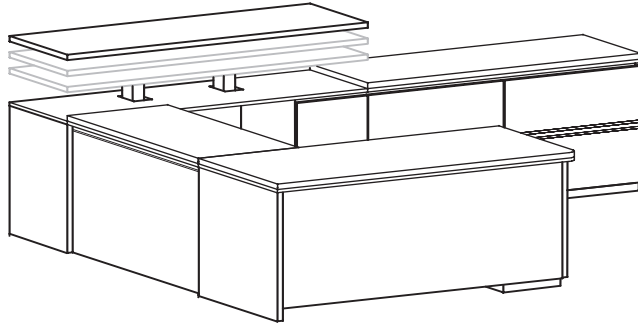
AP1-SPR-1-3066L-ERGO ADJACENT	add \$525 to list
AP3-BMR-1-2250-ERGO	add \$3,255 to list
AP2-OCP-1-2266R-ERGO ADJACENT	add \$525 to list

# Apogee™ Product Information



Example

AP1-SPR-1-3066L-ERGO ADJACENT	add \$525 to list
AP3-BMR-1-2250-ERGO ADJACENT	add \$525 to list
AP2-OCP-1-2266R-ERGO	add \$3,255 to list



Example

AP1-SPR-1-3066L-ERGO ADJACENT	add \$525 to list
AP3-BMR-1-2250-ERGO ADJACENT	add \$525 to list
AP2-OCP-1-2266R-ERGO	add \$3,255 to list
AP2-DST-1-2260-ERGO ADJACENT	add \$525 to list

### Availability of Apogee Units with the Mechanism

The following models are available with the Ergo Adjustable Work Height Mechanism. When specifying add "ERGO" to the end of the model number.

Double Pedestal Desk	Single Pedestal Desk	Bridges	Open Corner Credenzas	Returns
Add \$3,255 to the list price.	Add \$3,255 to the list price. These units require adjacent products to create "L" and "U" layouts	Add \$3,255 to the list price. These units require adjacent products to create "L" and "U" layouts	Add \$3,255 to the list price. These units require adjacent products to create "L" and "U" layouts	Add \$3,255 to the list price. These units require adjacent products to create "L" and "U" layouts
AP1-DPF-1-3066 AP1-DPF-1-3672	AP1-SPR-1-3066L AP1-SPR-1-3066R AP1-SPR-1-3666L AP1-SPR-1-3666R AP1-SPR-1-3672L AP1-SPR-1-3672R AP1-SPR-1-3678L AP1-SPR-1-3678R	AP3-BMR-1-2244 AP3-BMR-1-2250 AP3-BMR-1-2256	AP2-OCP-1-2260L AP2-OCP-1-2260R AP2-OCP-1-2266L AP2-OCP-1-2266R AP2-OCP-1-2272L AP2-OCP-1-2272R AP2-OCP-1L-2260L AP2-OCP-1L-2266L AP2-OCP-1L-2272L AP2-OCP-1R-2260R AP2-OCP-1R-2266R AP2-OCP-1R-2272R	AP3-RTP-1-2248L AP3-RTP-1-2248R AP3-RTP-1-2254L AP3-RTP-1-2254R AP3-RTP-1-2260L AP3-RTP-1-2260R AP3-RTP-1L-2248L AP3-RTP-1L-2254L AP3-RTP-1L-2260L AP3-RTP-1R-2248R AP3-RTP-1R-2254R AP3-RTP-1R-2260R

Note: On bridges modesty panel will no longer be removable.▲

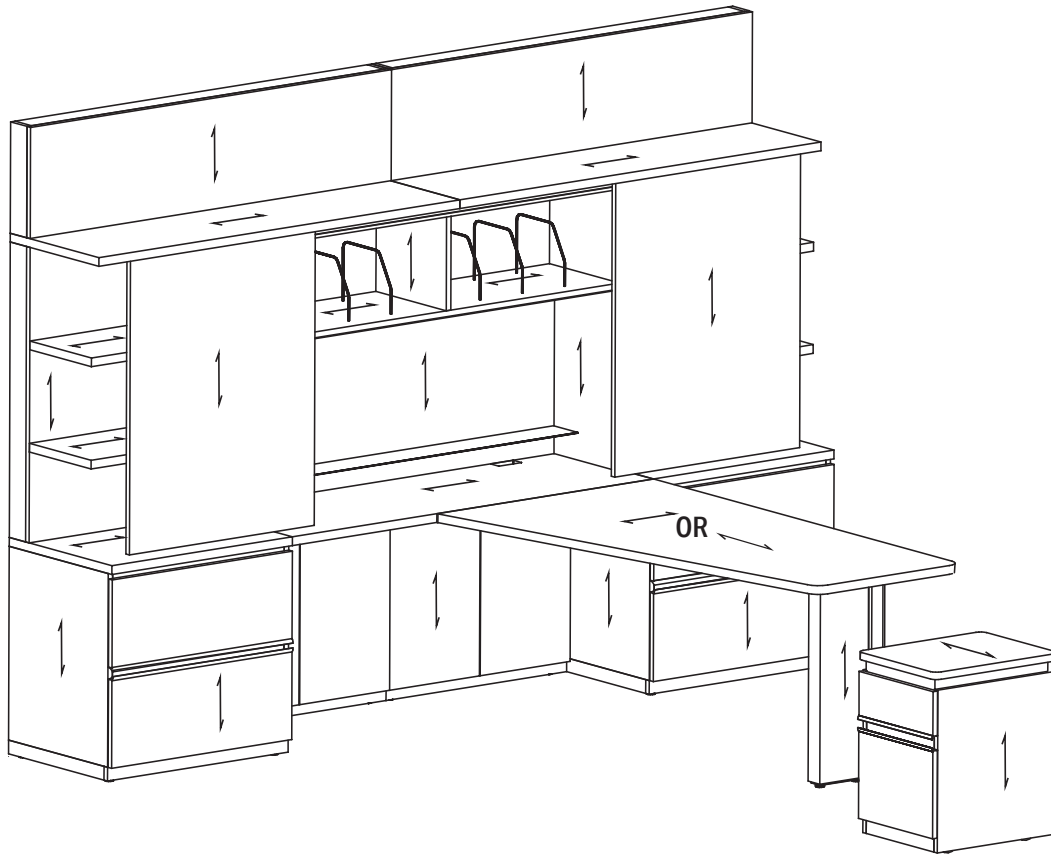
### Connecting or Adjacent Units to Match Starting Height

All the units listed above can be specified as connecting or adjacent units. Other Apogee units could also be used as connecting units, please contact Customer Service for additional items and pricing. When specifying please add "ERGO ADJACENT" to the end of the model number.


Pricing for Standard Connecting or Adjacent Units  
 Tops larger than 24" x 48" add \$525 to the list price.  
 Tops 24" x 48" or smaller add \$447 to the list price.

# Apogee™ Product Information

## Quarter Cut Veneer Grain Direction



APOGEE™



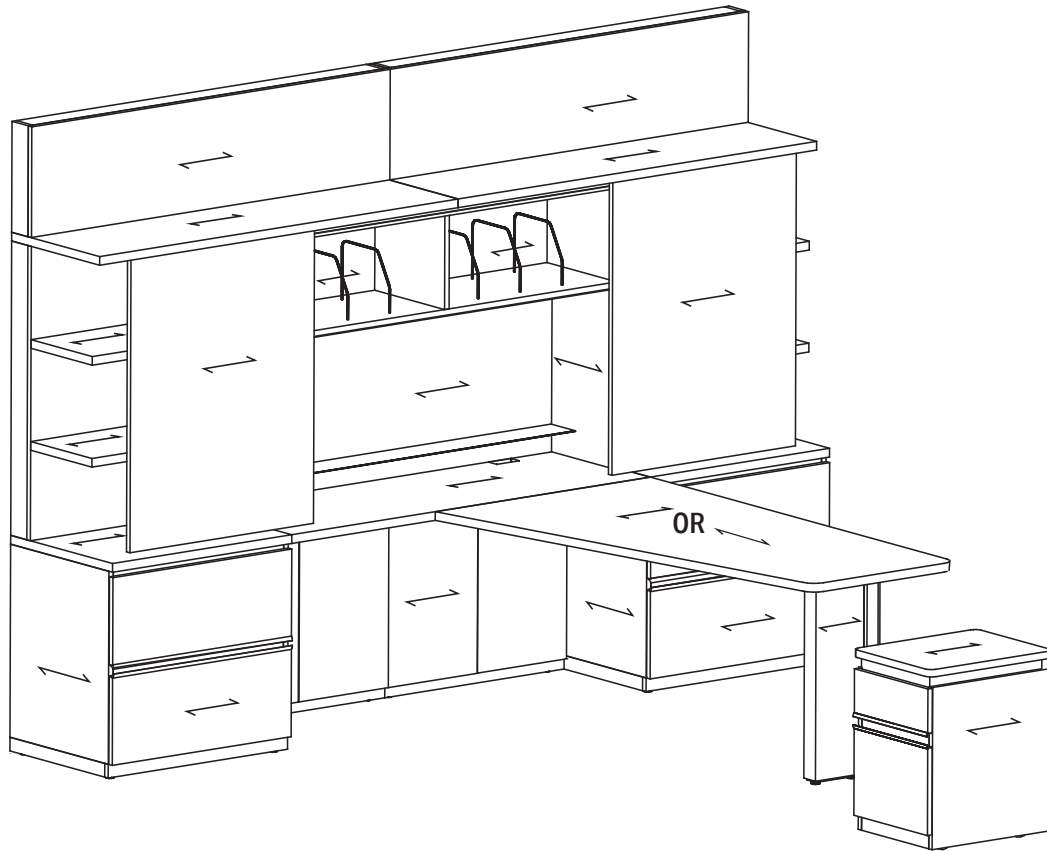
### Quarter Cut Veneer

Standard direction for quarter cut veneer on Apogee™ is vertical.

The log is cut into quarters prior to slicing. This method bisects annual growth rings and results in a straight grain or ribbon-stripped appearance.

# Apogee™ Product Information

## Double Cut Veneer Grain Direction



APOGEE™



### Double Cut Veneer

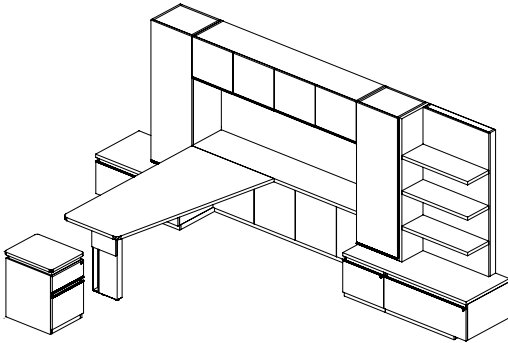
Standard direction for double cut veneer on Apogee™ is horizontal.

This veneer uses multiple layers of thin wood which is re-assembled, then re-cut in a factory, under controlled specifications. The veneer used in our program is a uniform straight grain pattern and is pre-stained for color consistency.

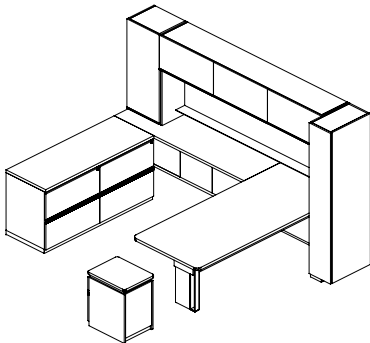
# Apogee™ Product Information

## Layouts

Two typical casegood layouts that can easily be created with Apogee™



Casegood layout made up of modular components, Trapezoid Run-Off Desk, One-High Lateral with Full Height Wall Access, Towers, Wall Mount Overhead, and Asymmetric Shelf



U-Group layout made up of built up, free standing casegood components, End Panel Desk, Full Height Access, Panel-Support Overhead, Tower, Wardrobe and Two-High Lateral

## Casegoods feature modular wall components including: storage overhead cabinets, asymmetric shelves and back panels

Two heights & two depths of wall components  
 Wall-mount or Panel-supported Overheads  
 Casegood worksurface tops specified separately

### 1 Overhead, Wall Mount

### 2 Wall Panel

Available in veneer, magnetic glass marker board, paint or tackable fabric. Thin profile anodized aluminum frame is featured on the panels with the glass option.

### 3 Wall Panel with Mini Shelf

Available in veneer, magnetic glass marker board, paint or tackable fabric. Thin profile anodized aluminum frame is featured on the panels with the glass option. 5" Mini shelf is finished in anodized aluminum.

### 4 Run-Off Desk

Has an option for partial or full modesty panels in veneer or paint.

### 5 Tops

Modular items can be attached together with common worksurface tops. Refer to the items, some tops may be included.

### 6 Low Storage: Two-High Lateral File

### 7 Low Storage: One-High Lateral File

### 8 Low Storage: Wall Access Panel (partial height)

Allow for wiring to pass through to building wall.

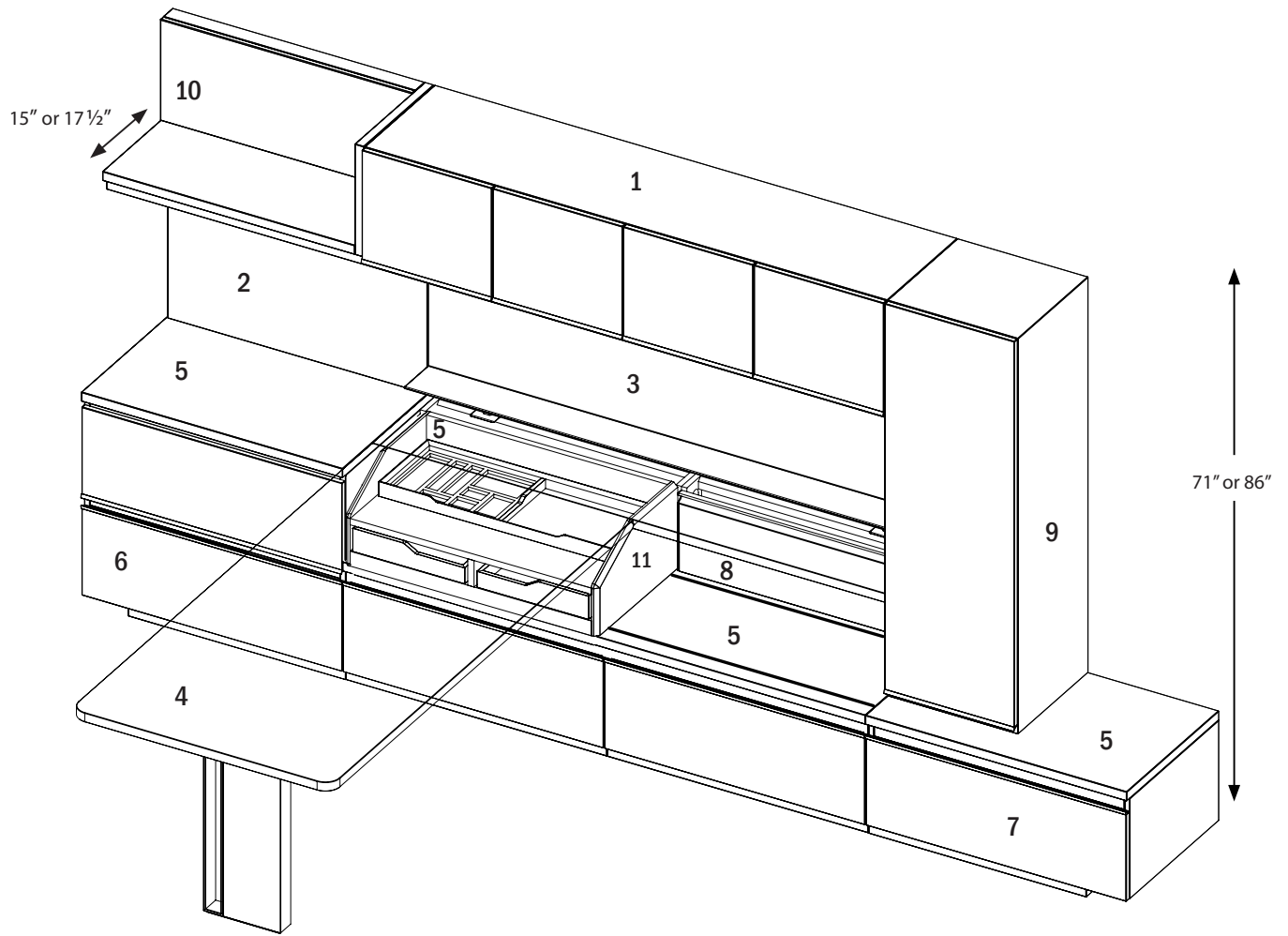
### 9 Storage Tower

### 10 Asymmetric Shelf

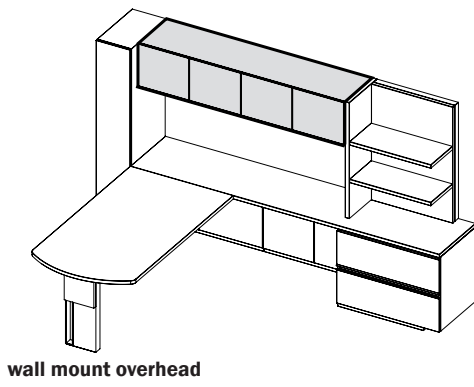
### 11 Accessories: Piling Shuttle (tops with shuttle tracks)

Shuttle slides back and forth on the track.

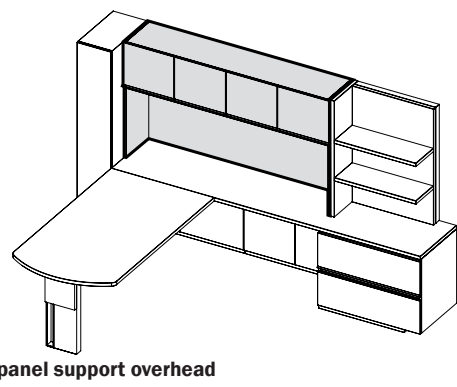
Apogee™ Product Information



APOGEE™



wall mount overhead



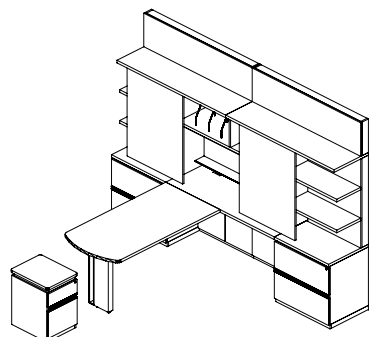
panel support overhead



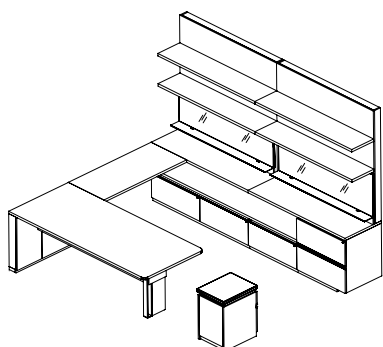
# Apogee™ Product Information

## Layouts

Two typical workwall layouts that can easily be created with Apogee™



Workwall grouping with Arc End Runoff Desk, Two-High Lateral Files, Full Height Wall Access with two piece Workwall and Workcenter



U-Group layout with End Panel Desk, Bridge Top, One-High and Two High Lateral Files, Partial Wall Access Panels, Open Workwall Shelves with Magnetic Back Painted Glass Marker Board

## Workwalls can be specified with Open Shelves or Workwall with Work Centers solutions

One height & one depth of workwall  
 Left and Right End Section specified as a set  
 Tops are included with each section of workwalls components

### 1 Sections of WorkWall

Doors available in veneer finish, paint, or back painted glass with or without magnetic feature. Wall attachment required.

### 2 Workcenter

Five different configurations: combination of shelves with wire dividers, lower cubby, glass marker boards, monitor opening, refer to pages 164-167.

### 3 Open Frame Desk with Return Console Feature

Frame available in two finishes, Bright White or Arctic Silver. Power & Data unit available as an option.

### 4 Tops (included with WorkWall components)

### 5 Partial Wall Access Panel

Tops included with some units.

### 6 Low Storage: One-High Lateral File

### 7 Low Storage: Console Connector with Hinged Door

Use in conjunction with return console, provides pass thru for wiring from the desk to the building wall.

### 8 Return Console

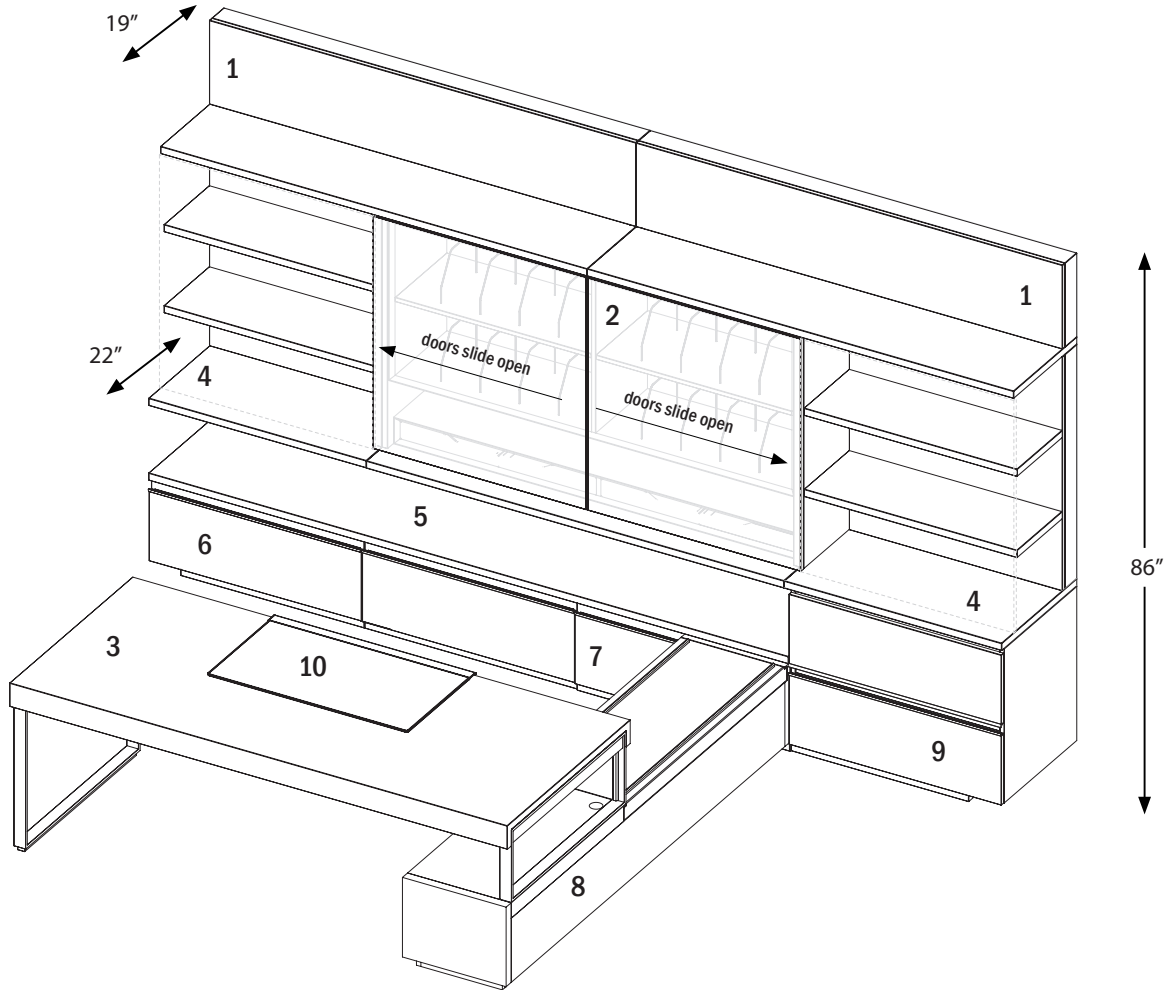
Sliding door opens up to lift out charging and organization trays lined in felt. Section under desk provides access to wire storage and includes a power strip.

### 9 Low Storage: Two-High Lateral File

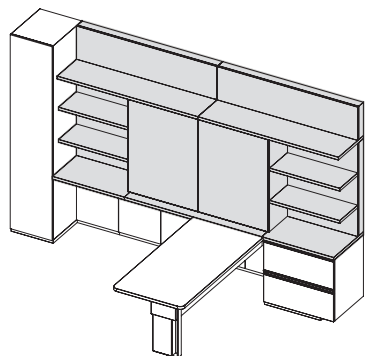
### 10 Accessories: Leather Desk Pad

# Apogee™ Product Information

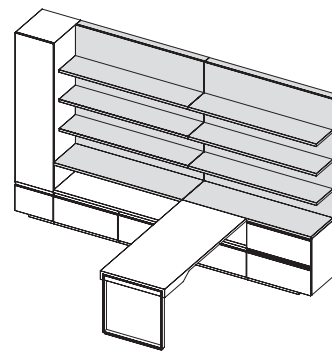
## Workwall Components



APOGEE™



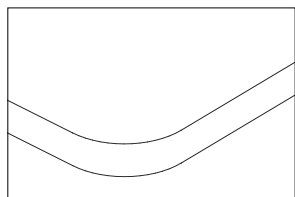
**workcenter workwall**



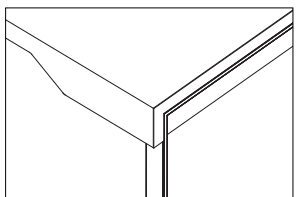
**open shelf workwall**

# Apogee™ Product Information

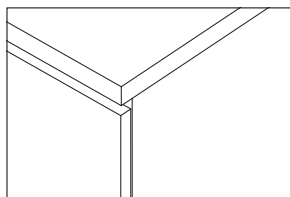
## Corner Details



approach view of a standard desk corner




corner of an open frame end desk



front corner of a credenza top

## Primary Worksurface Top Shapes


(diagrams show run-off tops)



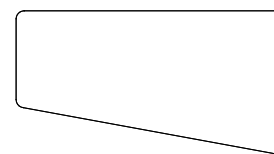
rectangle with radius corners



rectangular shape for open frame end



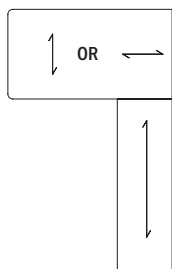
arc end



trapezoid

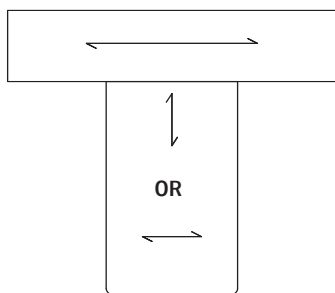
## Grain Direction on End Panel Desk

\*\*\* Grain direction choice is required at the time of ordering.

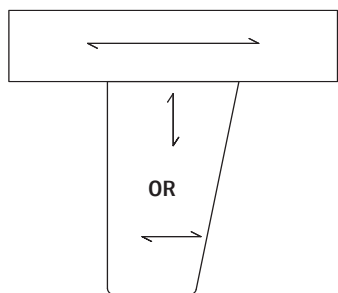


## Grain Direction on Run-Off Worksurface Top

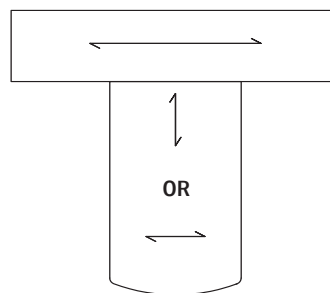
\*\*\* Grain direction choice is required at the time of ordering these three shapes.



rectangular



trapezoid



arc

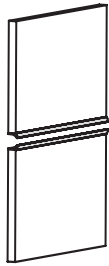
\*\*\*The veneer grain on secondary worksurfaces always runs long grain. How the grain runs on peninsula style tops and how it mates to the secondary worksurface top is a design preference, on Apogee™ the specifier must choose a grain direction.

# Apogee™ Product Information

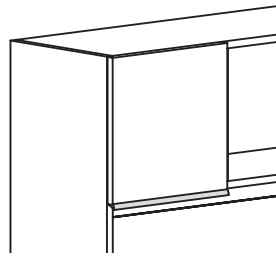
## Pull Orientation



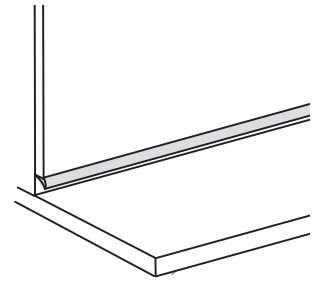
utility/box/file drawer



file/file drawer



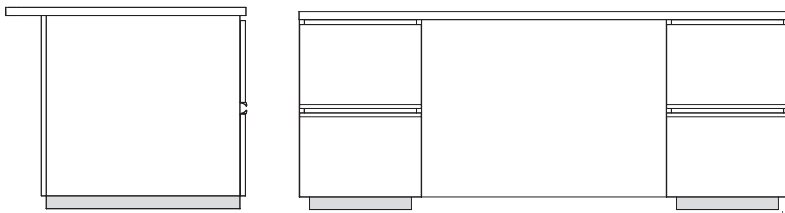
overhead



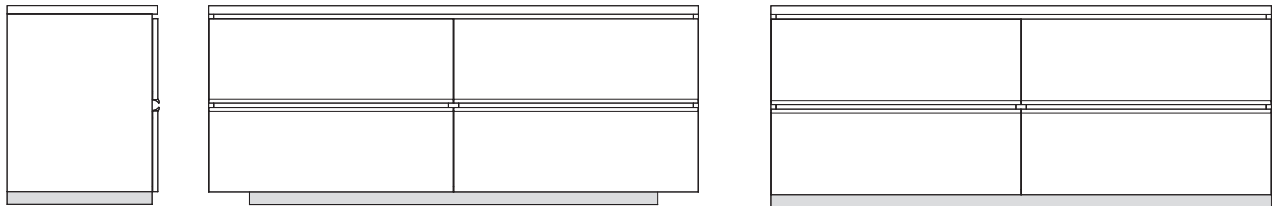
storage tower

Note: Wardrobe doors have a concealed bevel on the side to allow the door to open easily.

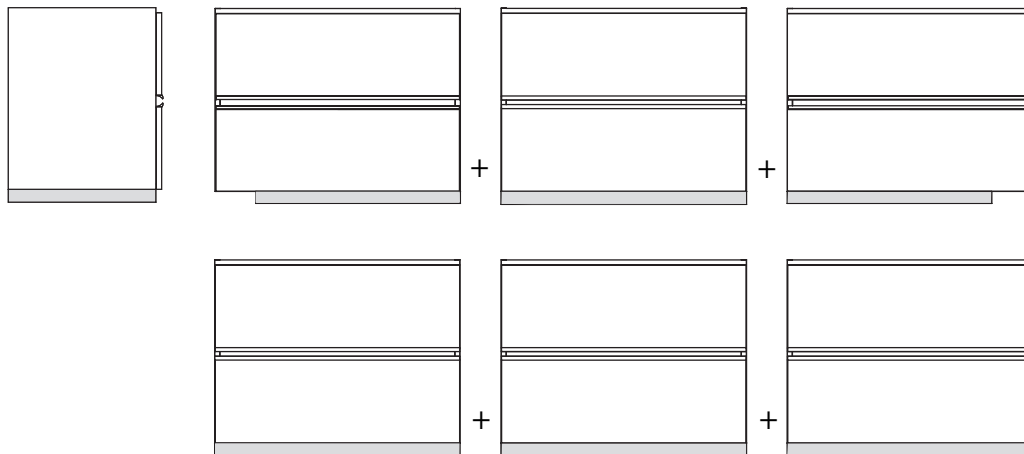
## Base Details



All bases on pedestal desks have 1 1/2" inset on both sides and 3/4" on the front and back base.



Stand alone laterals and credenzas are available with either a 6" inset base or a flush base; all have a 3/4" inset on the front base.



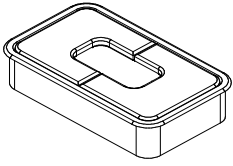
Modular units, storage cabinets, and wardrobes with bases are available with left inset, flush, or right inset.

Inset bases on the sides are 6", all have the front inset 3/4".

\*\*\* Specify the correct models to create the desired aesthetics.

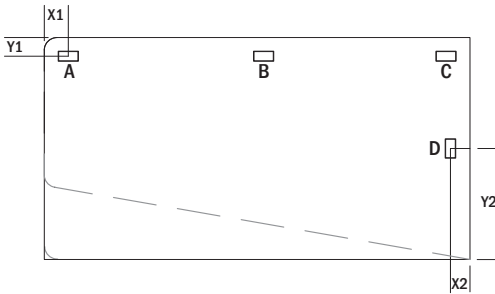
# Apogee™ Product Information

## Standard Worksurface Grommet



APOGEE™

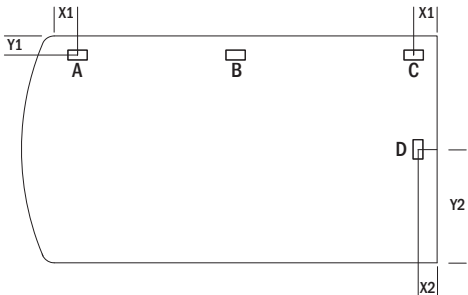
### Primary Worksurfaces - Run-Off Tops, Panel Desks & Open Frame Desk



**Diagram: G1** Applies to all rectangular, rectangle with radius corner, and trapezoid tops. (diagrams shows run-off tops)

	X1	Y1	X2	Y2
<b>A</b>	3 3/4" from end	3" from edge		
<b>B</b>	center	3" from edge		
<b>C</b>	3 3/4" from end	3" from edge		
<b>D</b>			3" from end	center

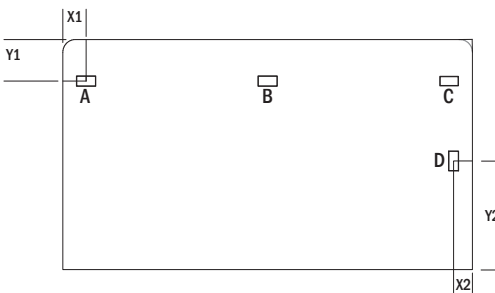
\* grommet for location D is not available on desk with open frame legs



**Diagram: G2** Applies to all arc end tops.

	X1	Y1	X2	Y2
<b>A</b>	3 3/4" start of radius	3" from edge		
<b>B</b>	center	3" from edge		
<b>C</b>	3 3/4" from end	3" from edge		
<b>D</b>			3" from end	center

### Primary Worksurfaces - Pedestal Desks & Pedestal Run-Off Desks



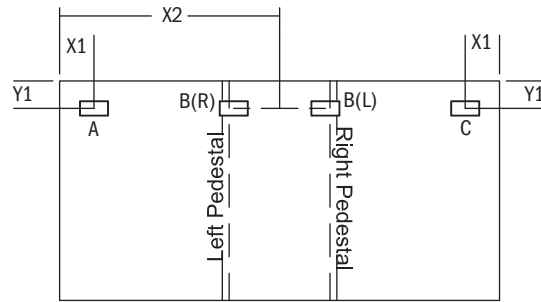
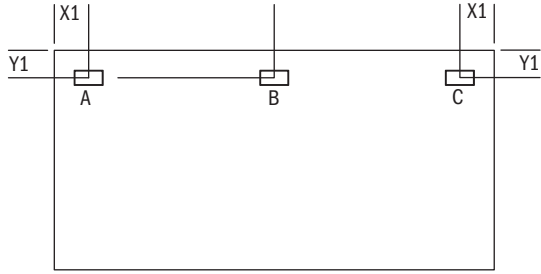
**Diagram: G3** Applies to all worksurface tops with pedestals. Grommets cannot be placed over the top of a pedestal.

	X1	Y1	X2	Y2
<b>A</b>	3 3/4" front end	6 1/2" from edge		
<b>B</b>	center	6 1/2" from edge		
<b>C</b>	3 3/4" from end	6 1/2" from edge		
<b>D*</b>			3" from end	center

\* grommet for location D applies only to Pedestal Run-Off Desks

# Apogee™ Product Information

## Bridges, Pedestal Returns and Shell Returns

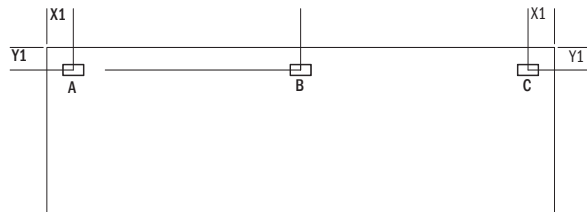


**Diagram: G4** Applies to all bridge or return tops. Grommets cannot be placed over the top of a pedestals.

	X1	Y1	X2
<b>A</b>	3 3/4" from end	3" from edge	
<b>B</b>	center	3" from edge	
<b>BL</b>		3" from edge	center plus 5"
<b>BR</b>		3" from edge	center minus 5"
<b>C</b>	3 3/4" from end	3" front edge	

APOGEE™

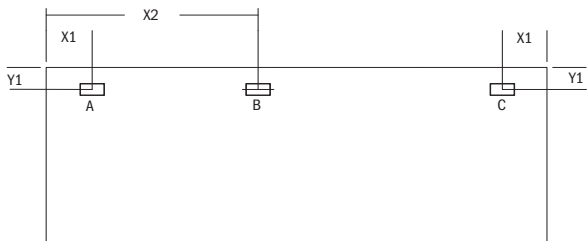
## Open Corner, Run-Off and Storage Credenza



**Diagram: G5** Applies to all credenza tops. Grommets cannot be placed over the top of a pedestals

	X1	Y1
<b>A</b>	3 3/4" from end	3" from edge
<b>B</b>	center	3" from edge
<b>C</b>	3 3/4" from end	3" front edge

## Workwall Tops with Wall Access



**Diagram: G6** Applies to all tops that span under the workwalls when using wall access panels.

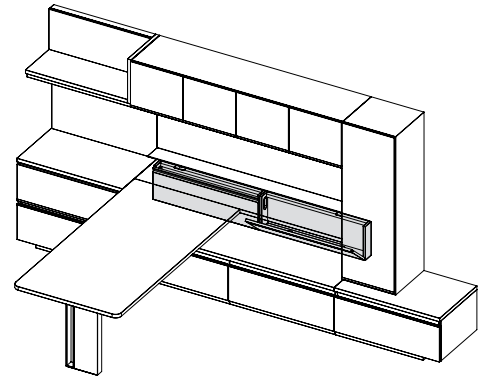
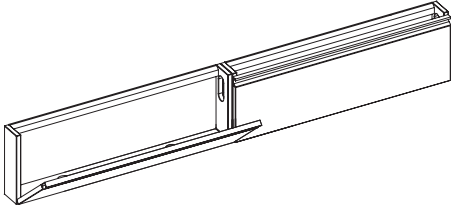
	X1	Y1	X2
<b>A</b>	8" from end	3" from edge	
<b>B</b>		3" from edge	center minus 5"
<b>C</b>	8" from end	3" from edge	

# Apogee™ Product Information

## Access to Wall & Wire Management

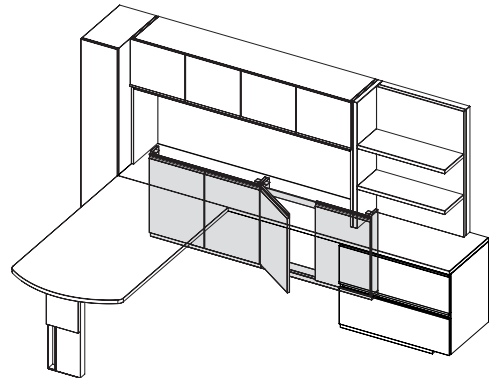
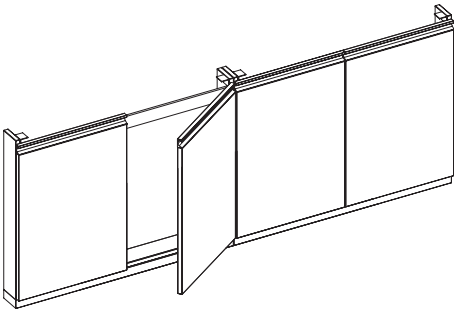
### kneespace access panel, partial height

Doors flip down for access to building power and data outlets, use above one-high lateral.

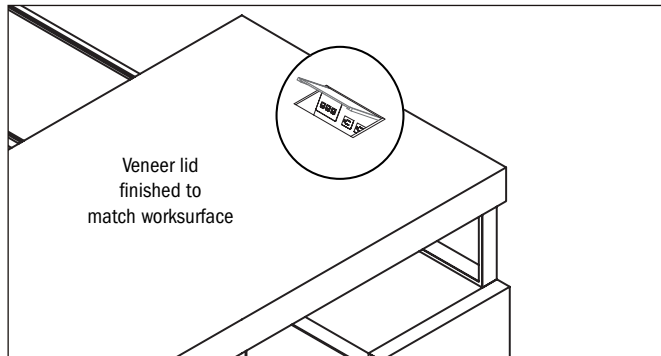


### kneespace access panel, full height

Doors swing open for access to building power and data outlets

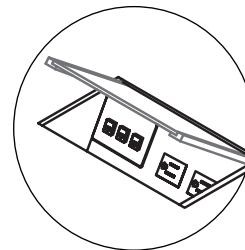
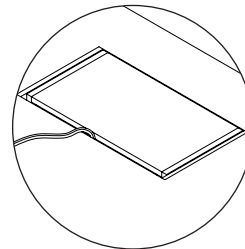


## Power Unit



### PU01 - power and data surface access

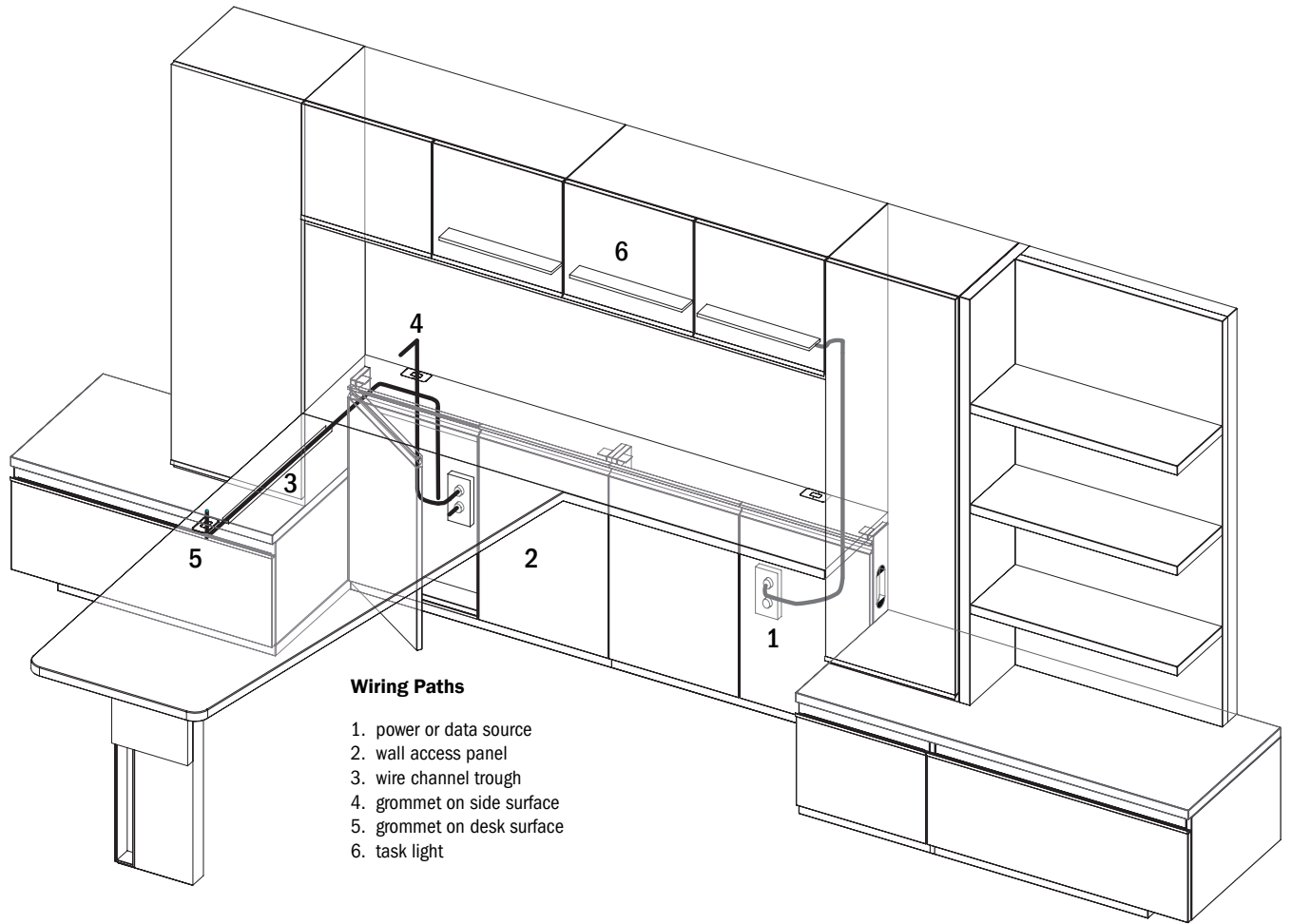
This accessory features two 110 device, one RJ12 jack and two CAT 6 jacks. This unit eliminates the need for a grommet, wires can easily pass thru to the underside of the top.



APOGEE™

# Apogee™ Product Information

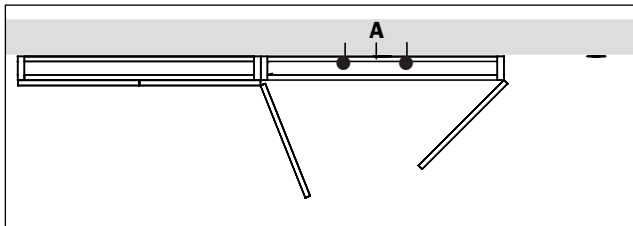
## Access to Wall & Wire Management



APOGEE™

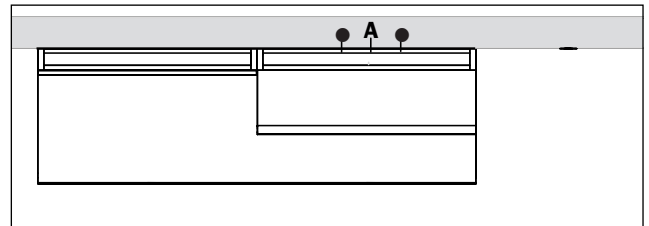
### Power or Data Source - Recommended Location

**AM7-PAP-1-0472**

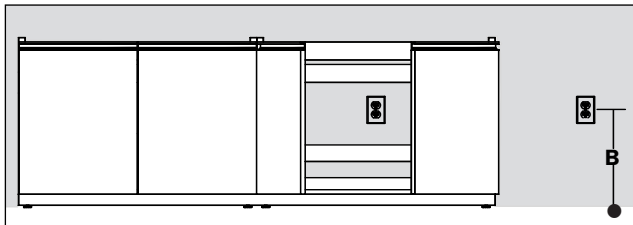


A - horizontal location + or - 5" from door center

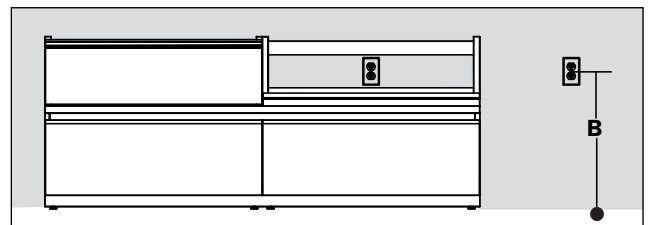
**AM7-PAS-1-0472**



A - horizontal location + or - 5" from door center



B - vertical location 15" to 24" AFF (above finish floor)

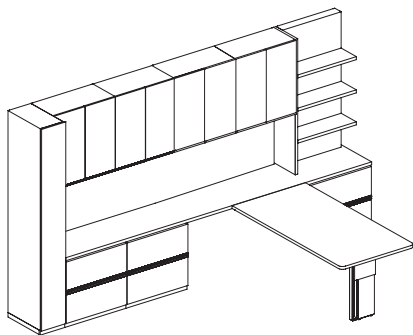


B - vertical location **REQUIRED** to be 24" AFF (above finish floor)

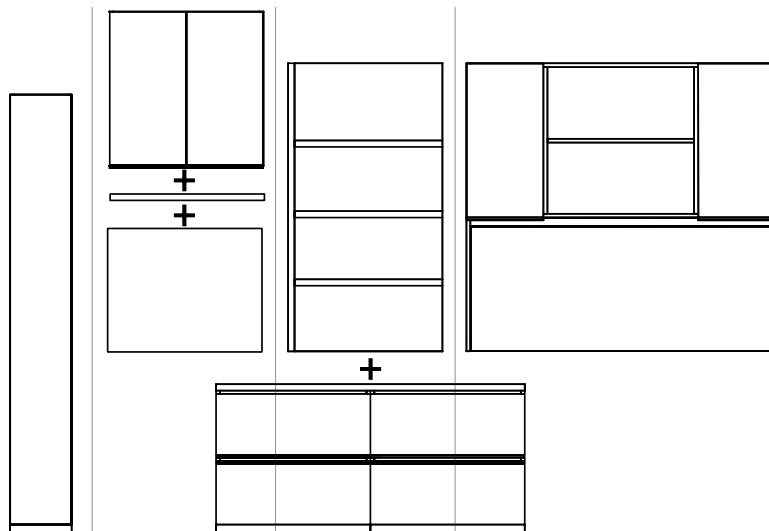


# Apogee™ Product Information

## 86" Overall Height



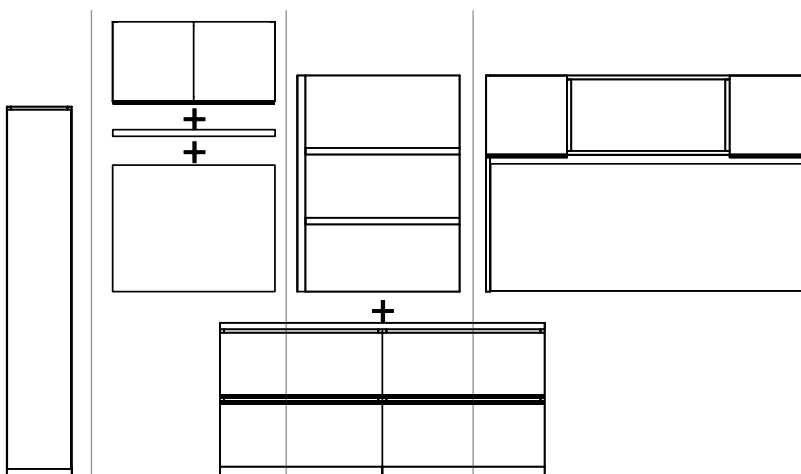
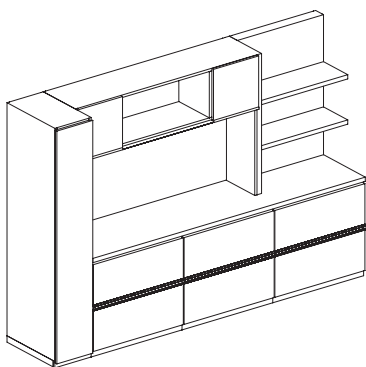
APOGEE™



wardrobe	85 7/8"	overhead	30"	tower	56"	storage cabinet	56"
		valance	1 3/4"	credenza	29 1/2"	credenza	29 1/2"
		wall panel	24"				
		spacing	1/4"				
		credenza	29 1/2"				
overall*	86"		86"		86"		86"

\*overall height is rounded up, consideration for leveling tolerance is included.

## 71" Overall Height

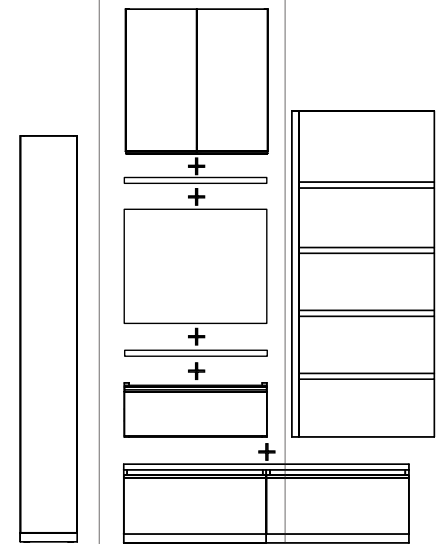
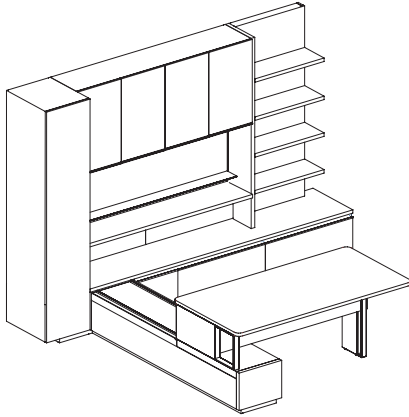


wardrobe	70 1/2"	overhead	15"	tower	41"	storage cabinet	41"
		valance	1 3/4"	credenza	29 1/2"	credenza	29 1/2"
		wall panel	24"				
		spacing	3/4"				
		credenza	29 1/2"				
overall*	71"		71"		71"		71"

\*overall height is rounded up, consideration for leveling tolerance is included.

# Apogee™ Product Information

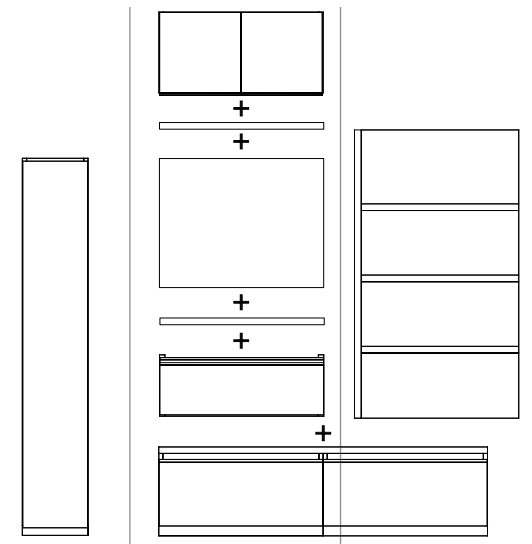
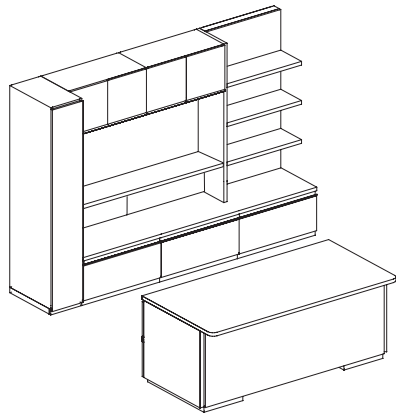
## 86" Overall Height



wardrobe	85 1/2"	overhead	30"	tower	68 1/2"
		valance	1 3/4"	credenza	16 7/8"
		wall panel	24"		
		spacing	1/4"		
		worksurface	1 1/8"		
		wall access	11 1/2"		
		credenza	16 7/8"		
overall*	86"		86"		86"

\*overall height is rounded up, consideration for leveling tolerance is included.

## 71" Overall Height



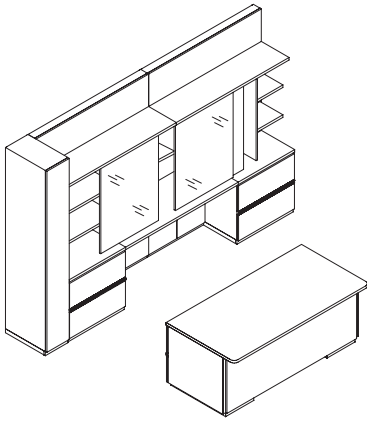
wardrobe	70 1/2"	overhead	15"	tower	53 5/8"
		valance	1 3/4"	credenza	16 7/8"
		wall panel	24"		
		spacing	3/4"		
		worksurface	1 1/8"		
		wall access	11 1/2"		
		credenza	16 7/8"		
overall*	71"		71"		71"

\*overall height is rounded up, consideration for leveling tolerance is included.

APOGEE™

# Apogee™ Product Information

## 86" Overall Height



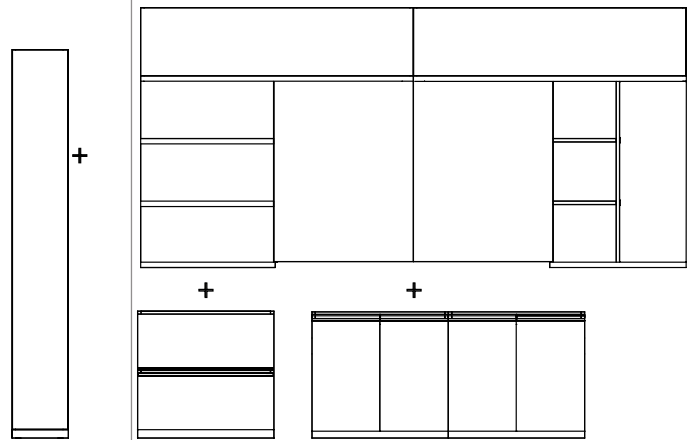
APOGEE™

**Important**

Tops are included with the work wall

Upper workwall component will not work with other overhead components

(Storage Overhead, Wall Mount Overheads, Towers and Asymmetric Shelves)

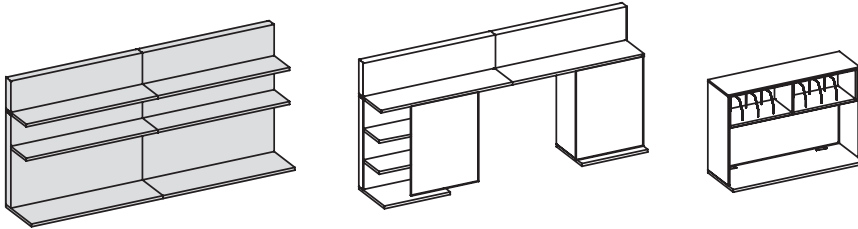


wardrobe	85½"	workwall with sliding door	57"
		lateral without top and wall access panel	28½"
overall*	86"		86"

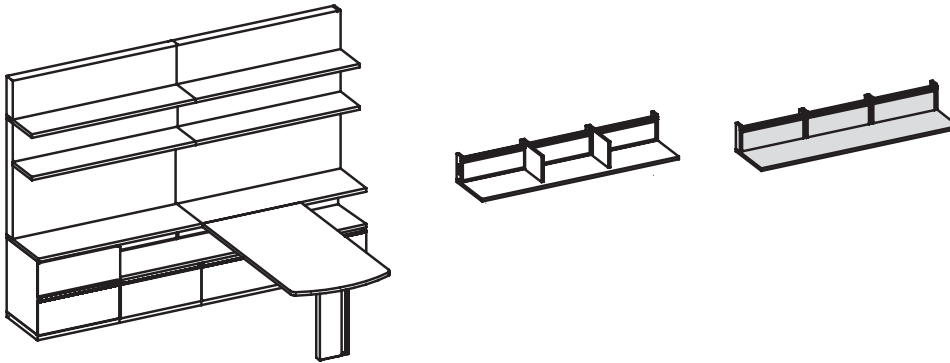
\*overall height is rounded up, consideration for leveling tolerance is included.

## Apogee™ Product Information

- 1 Select an overall layout style (primary runoff, U grouping or freestanding table desk). Consider the overall width, Workwalls are available in 144" or 120" widths. Then determine the method of support for secondary workwall top, see page 53.
- 2 Choose the workwall, either full open shelves or units with an open center section and doors. When choosing the units with doors you must also select a workcenter, this is required and is specified as a separate model.

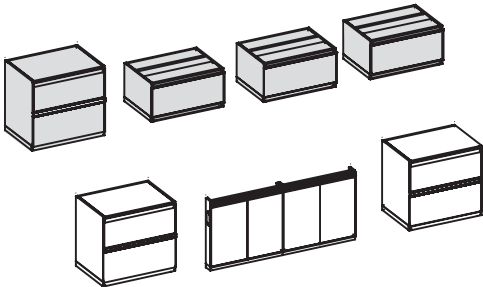


- 3 If using one-high storage/lateral, select the correct kneespace access unit. If side units such as wardrobe cabinets flank the workwall use the unit without the built in support extensions.

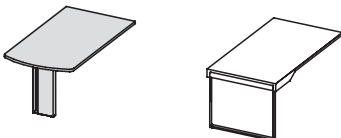


**Note:** These units are only needed when NOT using a workwall and without adjacent storage support

- 4 Choose the lower units to complete the workwall.



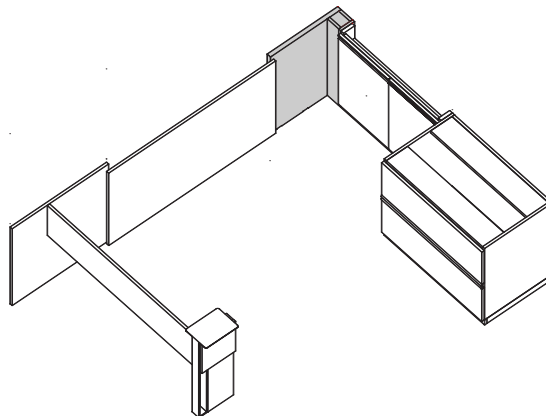
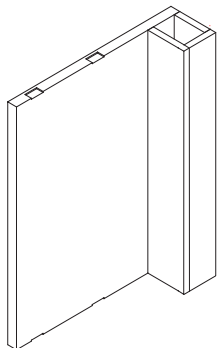
- 5 Choose run-off desk to finish the layout.



# Apogee™ Product Information

## End Panel Transition to Access Panel

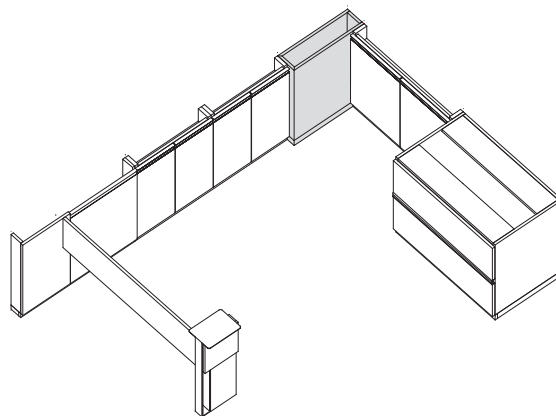
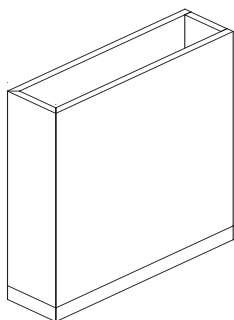
End panel transition supports and creates a transition when using a standard end panel desk and bridge; turning the corner to a kneespace access panel. (This item can be flipped for left or right).



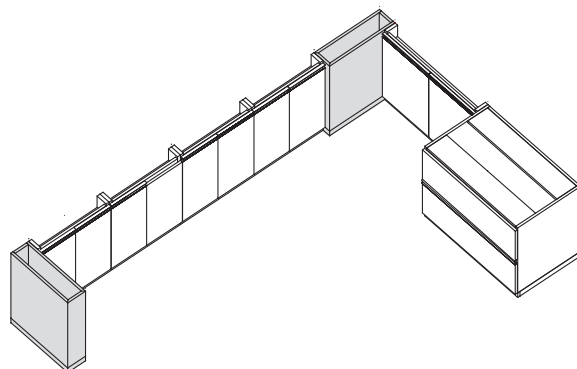
*(tops removed to show application)*

## End Support

End support can be used to end a run of modular units or to turn the corner. Front corners are mitered. (Unit can be used for left or right applications).



*(tops removed to show application)*



*(tops removed to show application)*

# Apogee™ Product Information

## Floating Top Appearance

Partial height kneespace access panels are used above one-high storage units to support floating workwall tops. Depending on adjacent storage and support, different types of wall access panels are required.

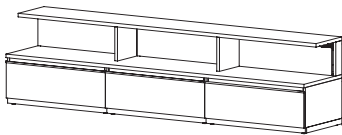
If you are using a Workwall or have top support on both sides, you can use the Wall Access Panel. If you are not using a Workwall and do not have top support on both sides, a Wall Access Panel with Support Panels is required.

### Wall Access Panel with Support Panels




Use the partial wall access units with panel support when configuring examples 1, 2 & 3 see page 92.

#### Example 1



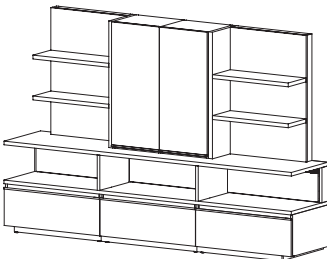
This example needs the additional support for the top, shown with a 15" deep top.

#### Example 2



The wall access panel 72" wide has the support panel on the outside which supports the 22" deep top.

#### Example 3



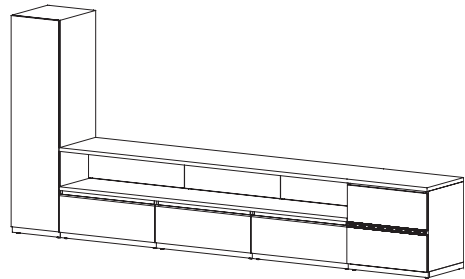
Support for this configuration is needed for the top and the asymmetric shelves and towers.

### Wall Access Panel



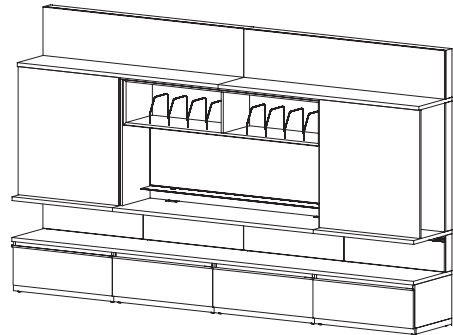
The partial wall access panels as shown above are used in configuration examples 4 & 5 see page 91.

#### Example 4



The top is supported from both sides, shown with a 22" deep top.

#### Example 5

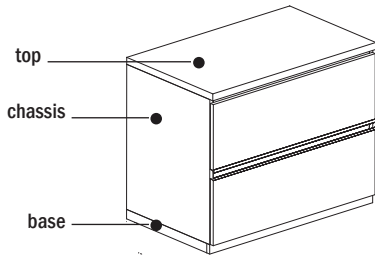


Tops are part of the wall hung workwall components. It is recommended the wall access panel be attached to the wall.

# Apogee™ Product Information

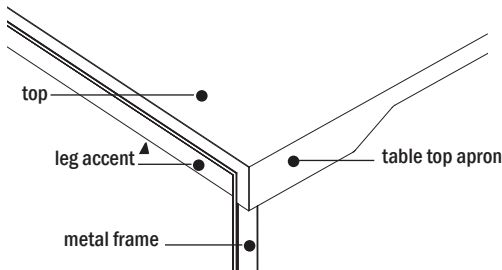
## Finish & Paint Scheme

(see page 32 for list finish options)



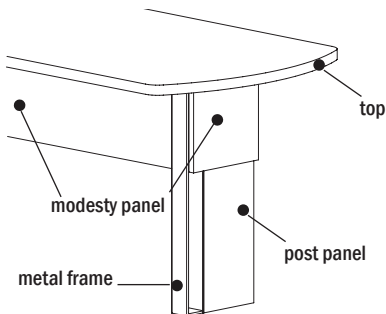
**tops** - veneer only  
**chassis/drawer fronts** - veneer or paint  
**base** - must match either top or chassis

can only choose one veneer finish and one paint per unit



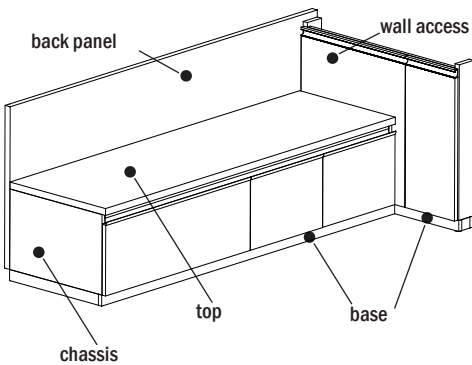
**top and table top apron** - veneer only  
**leg accent** - veneer or paint ▲  
**metal frame** - arctic silver or bright white

can only choose one veneer finish and one paint per unit



**top** - veneer only  
**modesty panel** - veneer or paint  
**post panel** - veneer or paint  
**metal frame** - arctic silver or bright white

can only choose one veneer finish and one paint per unit

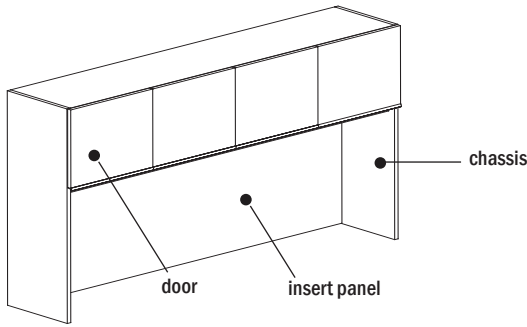


**top** - veneer only  
**wall access unit, back panel and chassis/fronts** - veneer or paint  
**base** - must match top or wall access unit, back panel and chassis/front

can only choose one veneer finish and one paint per unit

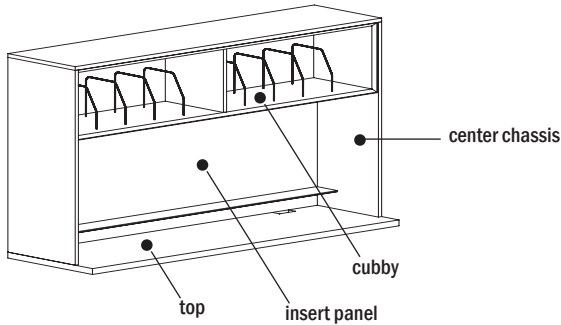
*optional cushions can be order to create a bench*

# Apogee™ Product Information



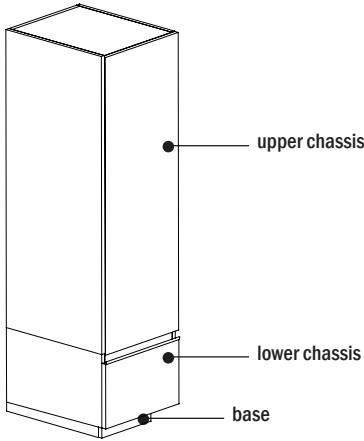
- chassis** - veneer or paint
- doors** - veneer or paint
- insert panel** - veneer, paint, magnetic back painted white glass or fabric  
*(requires a specification)*

can only choose one veneer finish and one paint per unit



- top** - veneer only
- insert panel** - veneer, paint, magnetic back painted white glass or fabric  
*(requires a specification)*
- cubby** - paint only
- center chassis** - veneer or paint
- divider** - silver

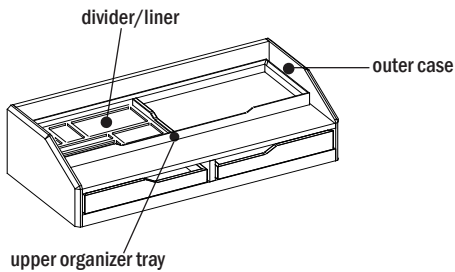
can only choose one veneer finish and one paint per unit



- upper chassis/door fronts** - veneer or paint
- lower chassis/drawer fronts** - veneer or paint
- base** - veneer or paint

can only choose one veneer finish and one paint per unit

*scheme allows one high modular components to match lower sections of wardrobe cabinets*



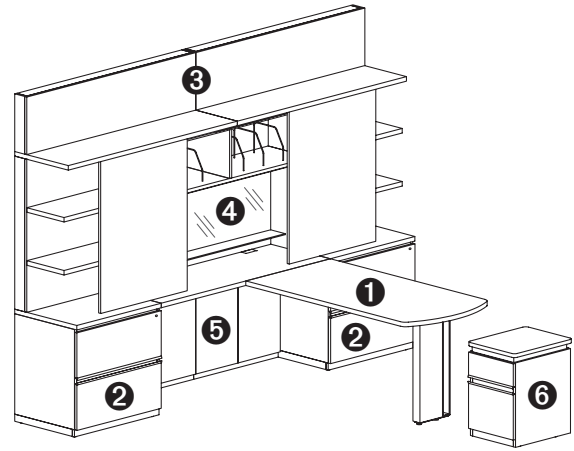
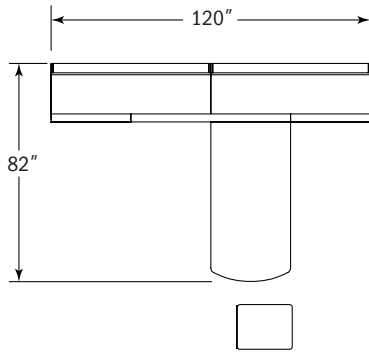
- outer case** - paint
- divider/liner** - charcoal felt
- upper organizer tray** - matches outer case
- paper tray** - paint or veneer

can only choose one veneer finish and one paint per unit



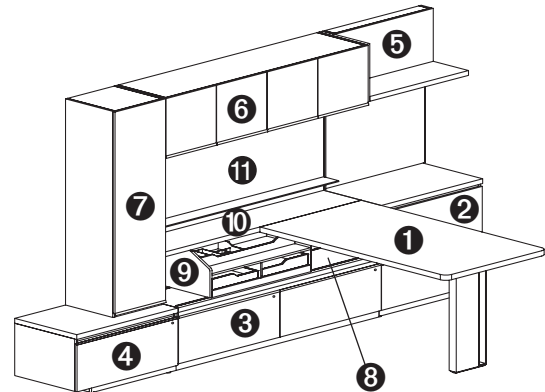
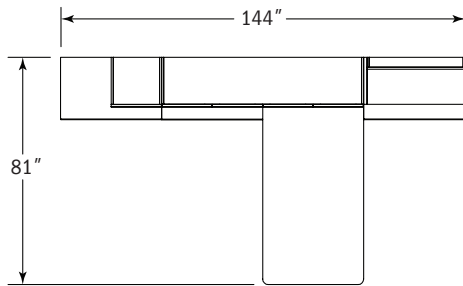
# Apogee™ - Typical

## AP001



Model	Description	Qty	Price
1 AM1-LRA-1-3060R	arc end run-off desk, right	1	\$1,864
2 AM7-FLS-1-2230	2-high lateral file with flush base, no top	2	\$3,738
3 AM4-CWS-1-22120	120" w dual shelf workwall with sliding doors	1	\$11,340
4 AM4-CZW-02-22120	60" w workcenter with magnetic back painted white glass insert with mini shelf	1	\$5,532
5 AM7-PAP-1-0460	kneespace access panel, full height	1	\$1,670
6 AP6-MBP-1-2216	utility/file mobile pedestal with optional cushion, com	1	\$1,369
<b>Typical List Price</b>			<b>\$25,513</b>

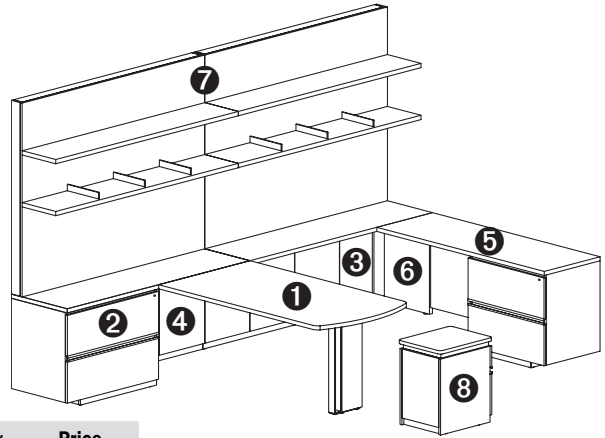
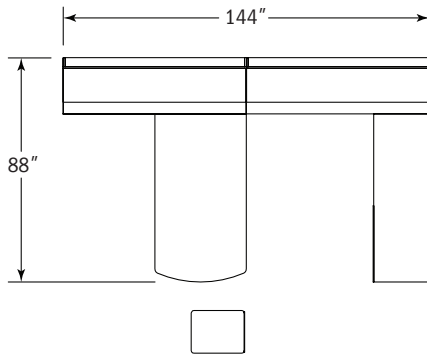
## AP004



Model	Description	Qty	Price
1 AP1-LRR-1-3666R	run-off desk with post, right	1	\$1,890
2 AP6-FLS-1R-2236R	2-high lateral file with inset base, right	1	\$2,415
3 AM7-FLA-1-2272	1-high lateral file with flush base, no top	1	\$2,678
4 AP6-FLA-1L-2236L	1-high lateral file with inset base, left	1	\$1,838
5 AM4-BOW-ED-1736R	open end shelves (legal depth), right	1	\$1,449
6 AM4-BBW-1D-1872	wall mounted overhead storage (legal depth)	1	\$2,657
7 AP5-OCT-1D-1818L	53 1/2" h storage tower (legal depth), left	1	\$2,184
8 AM7-WTP-SH-2272	22" d workwall top with shuttle tracks and access panels	1	\$2,678
9 AM9-SHU-PM-1636	piling shuttle	1	\$1,339
10 AM7-WTU-1-1572	15" d workwall top	1	\$909
11 AM9-HTB-S-2472	72" w wall mount tackboard with shelf, com	1	\$2,142
12 AM9-HVB-1-2436	36" w wall panel	1	\$735
AP9-VLB-1-16108	legal valance	1	\$494
TL31LED-S	starter tasklight	1	\$588
TL31LED-A	adder tasklight	1	\$519
<b>Typical List Price</b>			<b>\$24,515</b>

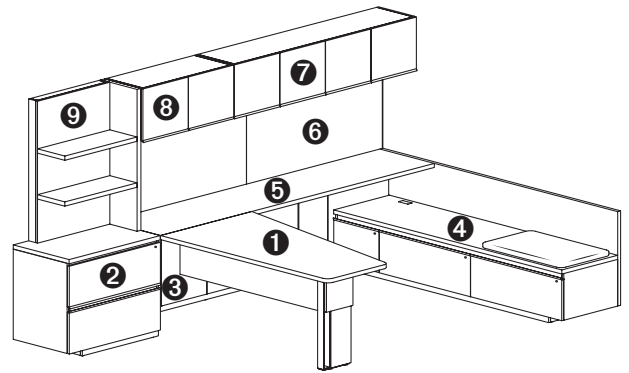
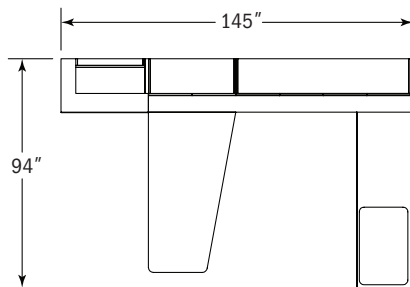
# Apogee™ - Typical

## AP005



Model	Description	Qty	Price
1	AM1-LRA-1-3666L arc end run-off desk, left	1	\$2,022
2	AM7-FLS-1L-2236L 2-high lateral file with inset base, no top	1	\$1,922
3	AM7-PAP-1-0436 36" w kneespace access panel, full height	1	\$1,250
4	AM7-PAP-1-0466 66" w kneespace access panel, full height	1	\$1,827
5	AP3-RTL-1R-2266R lateral file return with inset base, right	1	\$2,940
6	AM7-EPT-1-2206 end panel transition to access panel	1	\$1,208
7	AM4-CWO-S2-22144 144" w dual open workwall with 2 shelves and veneer insert panel and 6 legal divider fins	1	\$13,199
8	AP6-MBP-1-2216 mobile pedestal with optional cushion, com	1	\$1,369
AP9-VLB-1-1472 letter valance		2	\$768
TL31LED-S starter tasklight		2	\$1,176
TL31LED-A adder tasklight		2	\$1,038
<b>Typical List Price</b>			<b>\$28,719</b>

## AP007

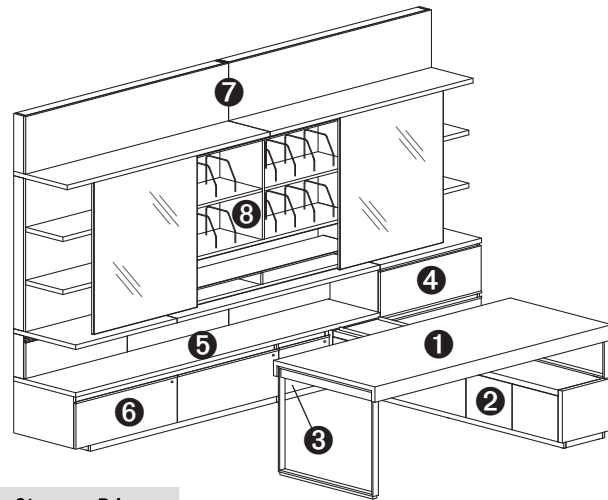
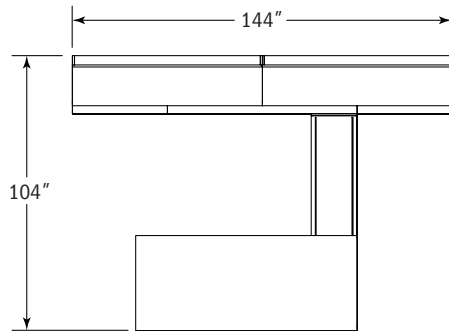


Model	Description	Qty	Price
1	AM1-LRT-1-3666L trapezoid run-off desk with optional partial modesty panel, left	1	\$2,799
2	AP6-FLS-1L-2236L 2-high lateral file with inset base, left	1	\$2,415
3	AM7-PAP-1-0472 kneespace access panel, full height	1	\$1,985
4	AM2-ROC-8R-3790R 1-high run-off credenza with access door and inset base, right with optional single seat cushion, com	1	\$5,025
5	AM7-WTU-1-22108 22" d workwall top	1	\$1,507
6	AM9-HTB-1-24108 108" w wall mount tackboard, com	1	\$1,848
7	AM4-BBW-1-1572 72" w wall mounted overhead storage (letter depth)	1	\$2,552
8	AM4-BBW-1-1536 36" w wall mounted overhead storage (letter depth)	1	\$1,659
9	AP5-OAS-1-1430L 41" h asymmetric shelves, left	1	\$1,696
AP9-VLB-1-14108 valance for letter depth		1	\$473
TL31LED-S starter tasklight		1	\$588
TL31LED-A adder tasklight		2	\$1,038
<b>Typical List Price</b>			<b>\$23,585</b>

APOGEE™

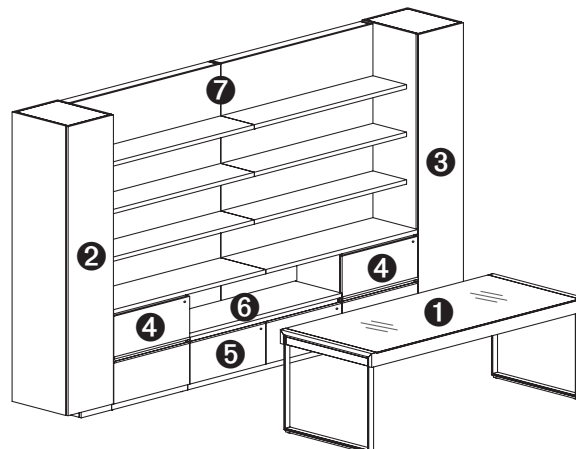
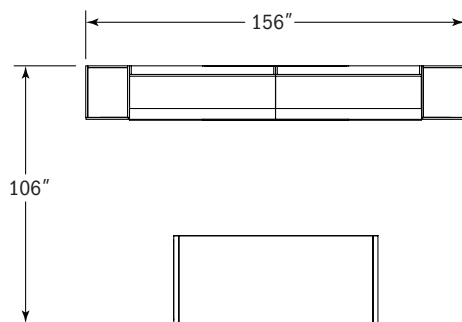
# Apogee™ - Typical

## AP010



Model	Description	Qty	Price
1 AP1-LCR-T-3684R	console desk with open frame leg, right	1	\$2,646
2 AP3-RCS-1-1883L	low console bridge, left	1	\$3,675
3 AP7-CCR-1-2236L	low console connector with hinge door, left	1	\$1,402
4 AM7-FLS-1R-2236R	2-high lateral file with inset base, right (no top)	1	\$1,922
5 AM7-WTP-1-22108	kneespace access panel, partial height with workwall top	1	\$3,350
6 AM7-FLA-1L-2272L	1-high lateral file with inset base, left	1	\$2,678
7 AM4-CWS-1-22144	144" w dual shelf workwall with sliding doors, back painted white glass	1	\$13,873
8 AM4-CZW-05-22144	72" w workcenter	1	\$4,137
<b>Typical List Price</b>			<b>\$33,683</b>

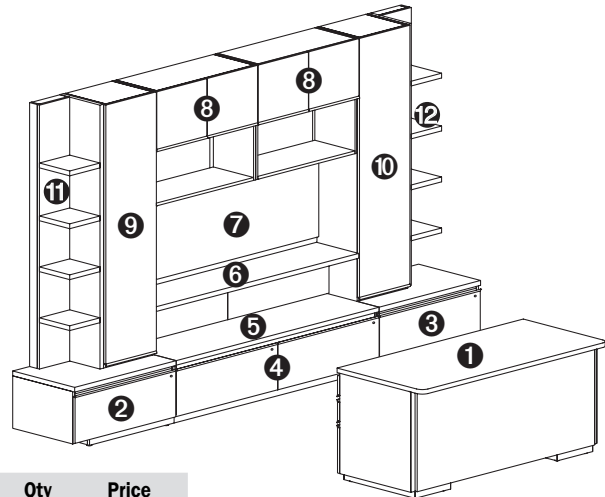
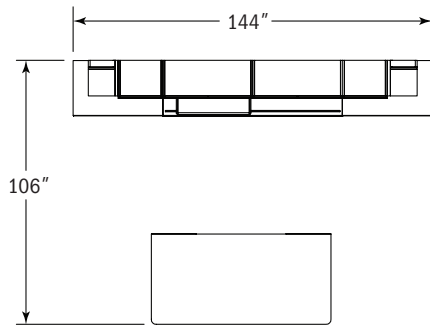
## AP013



Model	Description	Qty	Price
1 AP1-TDR-1T-3684	table desk with open frame leg, glass top	1	\$4,778
2 AP6-ADT-1L-2218L	85 1/2" h wardrobe unit with inset base, left	1	\$3,066
3 AP6-ADT-1R-2218R	85 1/2" h wardrobe unit with inset base, right	1	\$3,066
4 AM7-FLS-1-2230	2-high lateral file with flush base, no top	2	\$3,738
5 AM7-FLA-1-2260	1-high lateral file with flush base, no top	1	\$2,573
6 AM7-WTP-1-2260	kneespace access panel, partial height with workwall top	1	\$2,426
7 AM4-CWO-S3-22120	120" w dual open workwall with 3 shelves	1	\$8,820
<b>Typical List Price</b>			<b>\$28,467</b>

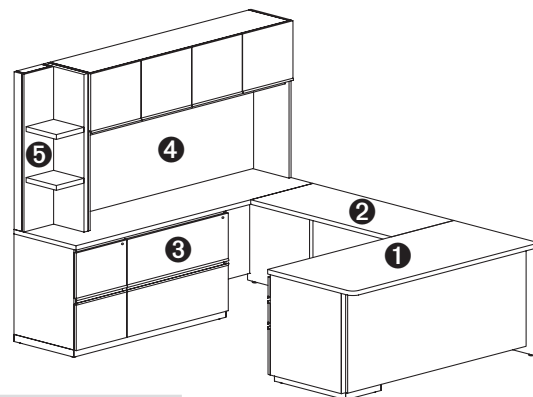
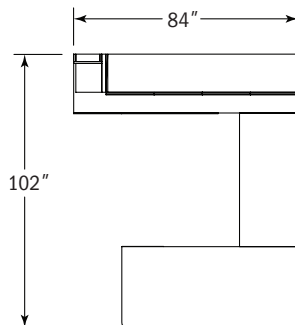
# Apogee™ - Typical

## AP015



Model	Description	Qty	Price
1	AP1-DPF-1-3672 double pedestal desk with full modesty panel	1	\$4,174
2	AP6-FLA-1L-2236L 1-high lateral file with inset base, left	1	\$1,838
3	AP6-FLA-1R-2236R 1-high lateral file with inset base, right	1	\$1,838
4	AM7-FLA-1-2272 1-high lateral file with flush base - no top	1	\$2,678
5	AM7-WTP-1-2272 kneespace access panel, partial height with workwall top	1	\$2,604
6	AM7-WTU-1-1572 15"d workwall top	1	\$909
7	AM9-HTB-1-2472 72"w tackable wall panel, com	1	\$1,281
8	AM4-BCX-1-1536 15"d double height wall mount overhead cabinet with 2 doors and open storage	2	\$4,222
9	AP5-OCT-T1-1518L 68 1/2"h storage tower, left (letter depth)	1	\$2,394
10	AP5-OCT-T1-1518R 68 1/2"h storage tower, right (letter depth)	1	\$2,394
11	AP5-OAT-T1-1412L 68 1/2"h asymmetrical shelves, left (letter depth)	1	\$1,570
12	AP5-OAT-T1-1412R 68 1/2"h asymmetrical shelves, right (letter depth)	1	\$1,570
	AP9-VLB-1-1472 letter valance	1	\$384
	TL17LED-S starter tasklight	1	\$477
	TL17LED-A adder tasklight	1	\$327
<b>Typical List Price</b>			<b>\$28,660</b>

## AP017

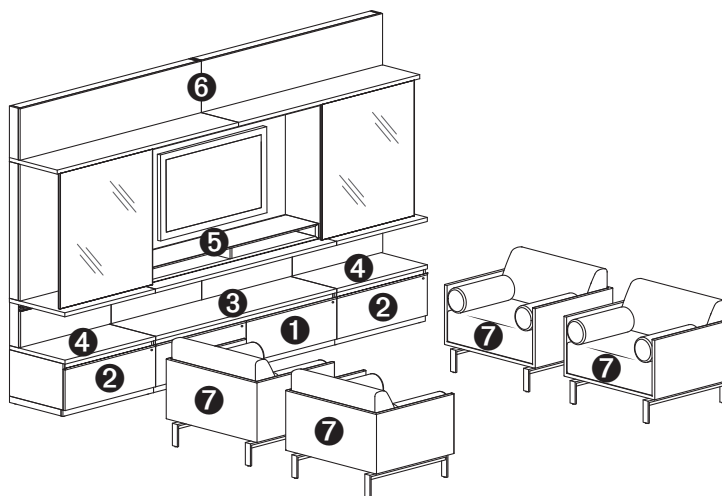
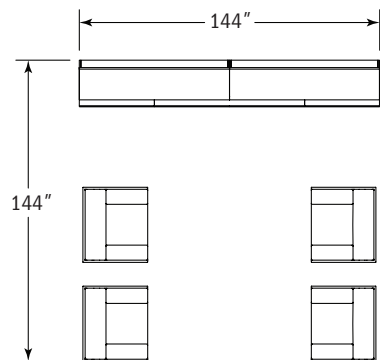


Model	Description	Qty	Price
1	AP1-SPR-1-3066R single pedestal desk, right	1	\$3,492
2	AP3-BTU-1-2250 bridge top	1	\$919
3	AP2-OBL-1-2284L open corner credenza with flush base, left	1	\$4,620
4	AP4-BOS-1-1572 72"w storage overhead cabinet with 4 doors with veneer panel insert (letter depth)	1	\$3,854
5	AP5-OAS-1-1412L 41"h asymmetric shelves, left (letter depth)	1	\$1,381
<b>Typical List Price</b>			<b>\$14,266</b>

APOGEE™

# Apogee™ - Typical

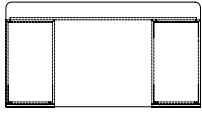
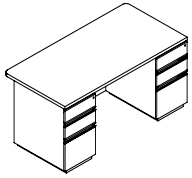
## AP018



Model	Description	QTY	Price
1	AM7-FLA-1-2272	1-high lateral file with flush base, no top	1 \$2,678
2	AM7-FLA-1-2236	1-high lateral file with flush base, no top	2 \$2,898
3	AM7-WTP-1-2272	kneespace access panel, partial height with workwall top	1 \$2,604
4	AM7-WTP-1-2236	kneespace access panel, partial height with workwall top	2 \$3,088
5	AM4-CZW-06-22144	72"w media workcenter	1 \$2,562
6	AM4-CWD-1-22144	144"w dual display workwall with back painted white glass sliding doors	1 \$13,243
7	CL4561	collective lounge chairs, com	4 \$10,668
<b>Typical List Price</b>			<b>\$37,741</b>

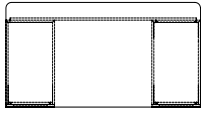
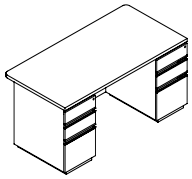


Description	D	W	H	CTN WT	CU FT	Model	List Price
<b>72" w Double Pedestal Desk with Full Modesty</b>	36	72	29½	369	53	<b>AP1-DPF-1-3672</b>	<b>\$4,174</b>



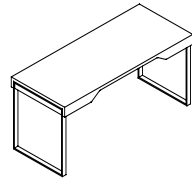
- 18" w utility/box/file pedestal left
- 18" w utility/box/file pedestal right
- utility drawer with box drawer front
- soft close utility/box/file drawers
- pedestal front locking
- top long grain veneer direction
- base on pedestals is inset
- center drawer available, see page 168
- grommet available, specify and add \$79 list each; see page 44
- adjustable levelers/glides
- kneespace width: 36"
- kneespace height: 28 ¼"
- 5 ⅜" overhang on approach side

<b>66" w Double Pedestal Desk with Full Modesty</b>	30	66	29½	308	41	<b>AP1-DPF-1-3066</b>	<b>\$4,017</b>
---	----	----	-----	-----	----	-----------------------	----------------



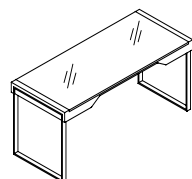
- 15 ½" w utility/box/file pedestal left
- 15 ½" w utility/box/file pedestal right
- utility drawer with box drawer front
- soft close utility/box/file drawers
- pedestal front locking
- top long grain veneer direction
- center drawer available, see page 168
- grommet available, specify and add \$79 list each; see page 44
- base on pedestals is inset
- adjustable levelers/glides
- kneespace width: 34 ⅞"
- kneespace height: 28 ¼"
- 3 ⅜" overhang on approach side

<b>Veneer Table Desk with Open Frame Leg</b>	36	84	29½	166	61	<b>AP1-TDR-1-3684</b>	<b>\$3,098</b>
	36	72	29½	148	53	<b>AP1-TDR-1-3672</b>	<b>\$2,783</b>
	30	66	29½	119	41	<b>AP1-TDR-1-3066</b>	<b>\$2,667</b>



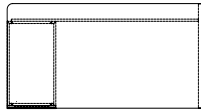
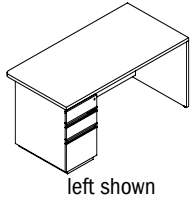
- veneer top with veneer wrapped apron
- angled apron user side
- top long grain veneer direction
- legs are tubular steel structure with powder coated finish
- recessed leveling guides
- center drawer not available
- grommet available, specify and add \$79 list each; see page 44 for diagram G1
- kneespace height: 27 ¾"
- -3684 kneespace width: 48"
- -3672 & -3066 kneespace width: 36"

<b>Glass Table Desk with Open Frame Leg</b>	36	84	29½	202	61	<b>AP1-TDR-1T-3684</b>	<b>\$4,778</b>
	36	72	29½	179	53	<b>AP1-TDR-1T-3672</b>	<b>\$4,620</b>
	30	66	29½	143	41	<b>AP1-TDR-1T-3066</b>	<b>\$4,515</b>



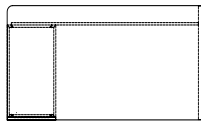
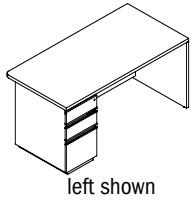
- glass top with veneer wrapped apron
- angled apron user side
- glossy low iron bright white back painted glass insert
- recessed leveling guides
- center drawer not available
- kneespace height: 27 ¾"
- -3684 kneespace width: 48"
- -3672 & -3066 kneespace width: 36"

Description	D	W	H	CTN WT	CU FT	① Model	List Price
Single Pedestal Desk with Full Modesty	36	78	29½	298	57	AP1-SPR-1-3678R	\$3,702
	36	78	29½	298	57	AP1-SPR-1-3678L	\$3,702
	36	72	29½	286	53	AP1-SPR-1-3672R	\$3,649
	36	72	29½	286	53	AP1-SPR-1-3672L	\$3,649



- 18" w utility/box/file pedestal
- utility drawer with box drawer front
- soft close utility/box/file drawers
- pedestal front locking
- top long grain veneer direction
- base on pedestal is inset
- adjustable levelers/glides
- center drawer available, see page 168
- grommet available, specify and add \$79 list each; see page 44
- kneespace height: 28 ¼"
- -3678 kneespace width: 58 ⅞"
- -3672 kneespace width: 52 ⅞"
- 5 ⅜" overhang on approach side

Single Pedestal Desk with Full Modesty	36	66	29½	266	49	AP1-SPR-1-3666R	\$3,544
	36	66	29½	266	49	AP1-SPR-1-3666L	\$3,544
	30	66	29½	237	41	AP1-SPR-1-3066R	\$3,492
	30	66	29½	237	41	AP1-SPR-1-3066L	\$3,492



- 15 ½" w utility/box/file pedestal
- utility drawer with box drawer front
- soft close utility/box/file drawers
- pedestal front locking
- top long grain veneer direction
- base on pedestal is inset
- adjustable levelers/glides
- center drawer available, see page 168
- grommet available, specify and add \$79 list each; see page 44
- kneespace height: 28 ¼"
- kneespace width: 49 ¼"
- 5 ⅜" overhang on approach side

**To Order, Specify:**

- ① Model Number
- ② Wood Species on Top/Veneer Wrapped Apron - Makore (MK2), Maple (MA2), Walnut (WA2) or Double Cut (DC1) (see page 32)
- ③ Finish Color for Top/Veneer Wrapped Apron (see page 32)
- ④ Finish Color for Chassis/Drawer Fronts or Leg Accent
  - a.) Same as Top/Veneer Wrapped Apron
  - b.) Paint Color (see page 32)
- ⑤ Finish Color for Base
  - a.) Same as Top/Veneer Wrapped Apron
  - b.) Same as Chassis/Drawer Fronts or Paint (see page 32)

- ⑥ Metal Open Frame Color (see page 32)

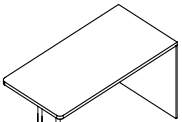
Note: Only one wood finish and one paint color can be specified per unit

**Product Modifications:**

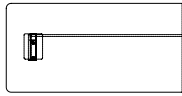
Pedestal Change - see page 33



Description	D	W	H	CTN WT	CU FT	① Model	List Price
End Panel Desk with Partial Modesty	36	84	29½	167	12	AP1-LER-1-3684R	\$2,473
	36	84	29½	167	12	AP1-LER-1-3684L	\$2,473
	36	78	29½	156	11	AP1-LER-1-3678R	\$2,310
	36	78	29½	156	11	AP1-LER-1-3678L	\$2,310
	36	72	29½	153	11	AP1-LER-1-3672R	\$2,253
	36	72	29½	153	11	AP1-LER-1-3672L	\$2,253
	36	66	29½	145	10	AP1-LER-1-3666R	\$2,216
	36	66	29½	145	10	AP1-LER-1-3666L	\$2,216
	30	66	29½	128	9	AP1-LER-1-3066R	\$2,163
	30	66	29½	128	9	AP1-LER-1-3066L	\$2,163

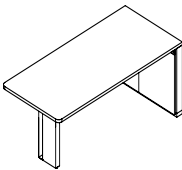


left shown

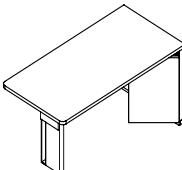


- must be used with a return or bridge
- end panel finished on back
- tubular metal post accent
- recessed leveling guides
- optional full modesty panel available, specify and add \$609 list for 84" w, \$588 list for 78" w, \$546 list for 72" w or \$525 list for 66" w
- grommet available, specify and add \$79 list each; see page 44
- kneespace height: 28¼"

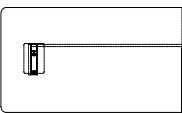
Description	D	W	H	CTN WT	CU FT	① Model	List Price
Access End Panel Desk with Partial Modesty	36	84	29½	171	12	AP1-LER-W-3684R	\$2,893
	36	84	29½	171	12	AP1-LER-W-3684L	\$2,893
	36	78	29½	163	11	AP1-LER-W-3678R	\$2,730
	36	78	29½	163	11	AP1-LER-W-3678L	\$2,730
	36	72	29½	153	11	AP1-LER-W-3672R	\$2,673
	36	72	29½	153	11	AP1-LER-W-3672L	\$2,673
	36	66	29½	148	10	AP1-LER-W-3666R	\$2,636
	36	66	29½	148	10	AP1-LER-W-3666L	\$2,636
	30	66	29½	137	9	AP1-LER-W-3066R	\$2,583
	30	66	29½	137	9	AP1-LER-W-3066L	\$2,583



left shown

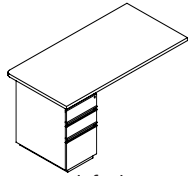


door open

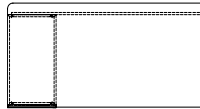


- must be used with a return shell with access panel or full height kneespace access panel
- end panel opened on back
- tubular metal post accent
- recessed leveling guides
- optional full modesty panel available, specify and add \$609 list for 84" w, \$588 list for 78" w, \$546 list for 72" w or \$525 list for 66" w
- due to back construction unit is intended to sit against wall for access
- grommet available, specify and add \$79 list each; see page 44
- kneespace height: 28¼"
- 36" d access door dimension: 21" w
- 30" d access door dimension: 18" w

Description	D	W	H	CTN WT	CU FT	① Model	List Price
Pedestal Run-Off Desk	36	72	29 ½	167	12	AM1-PRR-1-3672R	\$2,636
	36	72	29 ½	167	12	AM1-PRR-1-3672L	\$2,636



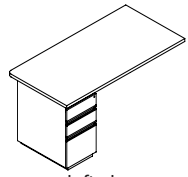
left shown



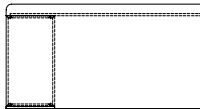
shown with optional modesty panel

- base on pedestal is inset
- 18" w utility/box/file pedestal
- utility drawer with box drawer front
- soft close utility/box/file drawers
- pedestal front locking
- adjustable levelers/glides
- optional full modesty panel available, specify and add \$735 list and indicate depth of side workwall top; 15" d or 22" d
- optional partial modesty panel available, specify and add \$552 list and indicated depth of side workwall top; 15" d or 22" d
- grommet available, specify and add \$79 list each; see page 44
- kneespace height: 28 ¼"
- kneespace width: 54"
- 5 ¼" overhang on approach side

Pedestal Run-Off Desk	36	66	29 ½	189	8	AM1-PRR-1-3666R	\$2,583
	36	66	29 ½	189	8	AM1-PRR-1-3666L	\$2,583
	30	66	29 ½	165	7	AM1-PRR-1-3066R	\$2,531
	30	66	29 ½	165	7	AM1-PRR-1-3066L	\$2,531
	30	60	29 ½	159	7	AM1-PRR-1-3060R	\$2,478
	30	60	29 ½	159	7	AM1-PRR-1-3060L	\$2,478



left shown



shown with optional modesty panel

- base on pedestal is inset
- 15 ¼" w utility/box/file pedestal
- utility drawer with box drawer front
- soft close utility/box/file drawers
- pedestal front locking
- adjustable levelers/glides
- optional full modesty panel available, specify and add \$672 list for 66" w or \$609 list for 60" w and indicate depth of side workwall top; 15" d or 22" d
- optional partial modesty panel available, specify and add \$504 list for 66" w or \$457 list for 60" w and indicate depth of side workwall top; 15" d or 22" d
- grommet available, specify and add \$79 list each; see page 44
- kneespace height: 28 ¼"
- -3666 & -3066 kneespace width: 50 ⅜"
- -3066 kneespace width: 44 ⅜"
- 3 ⅜" overhang on approach side

**To Order, Specify:**

- ① Model Number
- ② Wood Species on Top - Makore (MK2), Maple (MA2) Walnut (WA2) or Double Cut (DC1) (see page 32)
- ③ Finish Color for Top (see page 32)
- ④ Top Veneer Direction: long or short grain
- ⑤ Finish Color for Chassis/Drawer Fronts
  - a.) Same as Top
  - b.) Paint Color (see page 32)
- ⑥ Finish Color for Base
  - a.) Same as Top
  - b.) Same as Chassis/Drawer Fronts or Paint (see page 32)

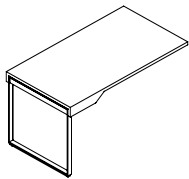
**Product Modifications:**

Pedestal Change - see page 33

- ⑦ Finish Color for Post Panel
  - a.) Same as Top
  - b.) Same as Chassis/Drawer Fronts or Paint Color (see page 32)
- ⑧ Metal Post Accent Color (see page 32)
- ⑨ Finish Color for Modesty Panel:
  - a.) Same as Top
  - b.) Same as Chassis/Drawer Fronts or Paint Color (see page 32)

Note: Only one wood finish and one paint color can be specified per unit

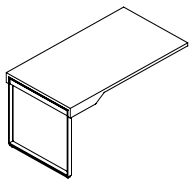
Description	D	W	H	CTN WT	CU FT	Model	List Price
36" d Run-Off Table Desk with Open Frame Leg	36	66	29½	122	49	AM1-LRR-T-3666R	\$2,205
	36	66	29½	122	49	AM1-LRR-T-3666L	\$2,205
	36	60	29½	112	44	AM1-LRR-T-3660R	\$2,153
	36	60	29½	112	44	AM1-LRR-T-3660L	\$2,153



left shown

- veneer top with veneer wrapped apron
- angled apron both sides
- top long grain veneer direction
- legs are tubular steel structure with powder coated finish
- recessed leveling guides
- grommet available, specify and add \$79 list each; see page 44 for diagram G1
- kneespace height: 28 ¼"
- -3666 kneespace width: 47"
- -3660 kneespace width: 41"

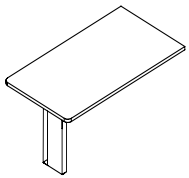
30" d Run-Off Table Desk with Open Frame Leg	30	66	29½	101	41	AM1-LRR-T-3066R	\$2,100
	30	66	29½	101	41	AM1-LRR-T-3066L	\$2,100
	30	60	29½	99	37	AM1-LRR-T-3060R	\$2,048
	30	60	29½	99	37	AM1-LRR-T-3060L	\$2,048
	30	54	29½	91	34	AM1-LRR-T-3054R	\$1,995
	30	54	29½	91	34	AM1-LRR-T-3054L	\$1,995



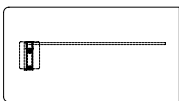
left shown

- veneer top with veneer wrapped apron
- angled apron both sides
- top long grain veneer direction
- legs are tubular steel structure with powder coated finish
- recessed leveling guides
- grommet available, specify and add \$79 list each; see page 44 for diagram G1
- kneespace height: 28 ¼"
- -3066 kneespace width: 47"
- -3060 kneespace width: 41"
- -3054 kneespace width: 35"

Run-Off Desk with Post	36	66	29½	125	10	AP1-LRR-1-3666R	\$1,890
	36	66	29½	125	10	AP1-LRR-1-3666L	\$1,890
	30	66	29½	112	9	AP1-LRR-1-3066R	\$1,838
	30	66	29½	112	9	AP1-LRR-1-3066L	\$1,838
	30	60	29½	106	9	AP1-LRR-1-3060R	\$1,785
	30	60	29½	106	9	AP1-LRR-1-3060L	\$1,785
	30	54	29½	100	8	AP1-LRR-1-3054R	\$1,733
	30	54	29½	100	8	AP1-LRR-1-3054L	\$1,733



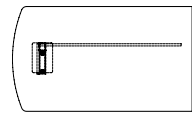
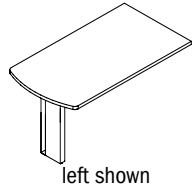
left shown



shown with optional modesty panel

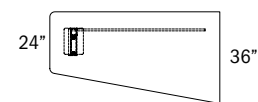
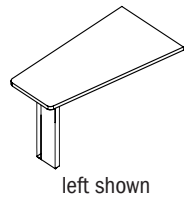
- tubular metal post accent
- recessed leveling guides
- specify top veneer direction, long or short grain
- optional full modesty panel available, specify and add \$672 list for 66" w, \$609 list for 60" w or \$552 list for 54" w and indicate depth of side workwall; 15" d or 22" d
- optional partial modesty panel available, specify and add \$504 list for 66" w, \$457 list for 60" w or \$410 list for 54" w and indicate depth of side workwall; 15" d or 22" d
- grommet available, specify and add \$79 list each; see page 44
- kneespace height: 28 ¼"

Description	D	W	H	CTN WT	CU FT	① Model	List Price
Arc End Run-Off Desk with Post	36	66	29 ½	124	8	AM1-LRA-1-3666R	\$2,022
	36	66	29 ½	124	8	AM1-LRA-1-3666L	\$2,022
	36	60	29 ½	117	8	AM1-LRA-1-3660R	\$1,969
	36	60	29 ½	117	8	AM1-LRA-1-3660L	\$1,969
	30	66	29 ½	111	7	AM1-LRA-1-3066R	\$1,917
	30	66	29 ½	111	7	AM1-LRA-1-3066L	\$1,917
	30	60	29 ½	105	7	AM1-LRA-1-3060R	\$1,864
	30	60	29 ½	105	7	AM1-LRA-1-3060L	\$1,864
	30	54	29 ½	99	6	AM1-LRA-1-3054R	\$1,812
	30	54	29 ½	99	6	AM1-LRA-1-3054L	\$1,812



- tubular metal post accent
- recessed leveling guides
- specify top veneer direction, long or short grain
- optional full modesty panel available, specify and add \$672 list for 66" w, \$609 list for 60" w or \$552 list for 54" w and indicate depth of side workwall; 15" d or 22" d
- optional partial modesty panel available, specify and add \$504 list for 66" w, \$457 list for 60" w or \$410 list for 54" w and indicate depth of side workwall; 15" d or 22" d
- grommet available, specify and add \$79 list each; see page 44
- kneespace height: 28 ¼"

Trapezoid Run-Off Desk with Post	36	66	29 ½	109	8	AM1-LRT-1-3666R	\$2,127
	36	66	29 ½	109	8	AM1-LRT-1-3666L	\$2,127
	36	60	29 ½	102	8	AM1-LRT-1-3660R	\$2,074
	36	60	29 ½	102	8	AM1-LRT-1-3660L	\$2,074
	36	54	29 ½	97	7	AM1-LRT-1-3654R	\$1,917
	36	54	29 ½	97	7	AM1-LRT-1-3654L	\$1,917



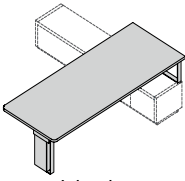
- tubular metal post accent
- recessed leveling guides
- specify top veneer direction, long or short grain
- optional full modesty panel available, specify and add \$672 list for 66" w, \$609 list for 60" w or \$552 list for 54" w and indicate depth of side workwall; 15" d or 22" d
- optional partial modesty panel available, specify and add \$504 list for 66" w, \$457 list for 60" w or \$410 list for 54" w and indicate depth of side workwall; 15" d or 22" d
- grommet available, specify and add \$79 list each; see page 44
- kneespace height: 28 ¼"

**To Order, Specify:**

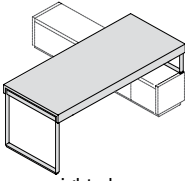
- ① Model Number
- ② Wood Species on Top/Veneer Wrapped Apron - Makore (MK2), Maple (MA2), Walnut (WA2) or Double Cut (DC1) (see page 32)
- ③ Finish Color on Top/Veneer Wrapped Apron (see page 32)
- ④ Top Veneer Grain Direction: long or short grain (for desks with a post leg)
- ⑤ Leg Accent/Post Panel Accent Color
  - a.) Same as Top
  - b.) Paint (see page 32)
- ⑥ Metal Open Frame Color or Metal Post Accent Color (see page 32)

- ⑦ Finish Color for Modesty Panel:
  - a.) Same as Top
  - b.) Same as Chassis/Drawer Fronts or Paint Color (see page 32)

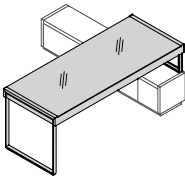
Note: Only one wood finish and one paint color can be specified per unit

Description	D	W	H	CTN WT	CU FT	Model	List Price
<b>Console Desk with Post</b>  right shown	36	90	29½	167	66	AP1-LCR-1-3690R	\$2,468
	36	90	29½	167	66	AP1-LCR-1-3690L	\$2,468
	36	84	29½	157	61	AP1-LCR-1-3684R	\$2,363
	36	84	29½	157	61	AP1-LCR-1-3684L	\$2,363
	36	72	29½	139	53	AP1-LCR-1-3672R	\$2,179
	36	72	29½	139	53	AP1-LCR-1-3672L	\$2,179
	30	66	29½	114	41	AP1-LCR-1-3066R	\$2,100
	30	66	29½	114	41	AP1-LCR-1-3066L	\$2,100

- use with low console
- top long grain veneer direction
- tubular metal post accent
- recessed leveling glides
- optional partial modesty panel available, specify and add \$683 list for 90"w, \$641 list for 84"w, \$552 list for 72"w and \$504 list for 66"w
- power access unit available, specify and add \$273 list
- grommet available, specify and add \$79 list each; ; see page 44 for diagram G1
- kneespace height: 28¼"
- -3690 & -3684 kneespace width: 48"
- -3072 & -3066 kneespace width: 36"

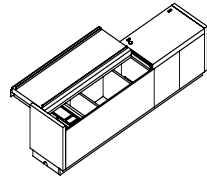
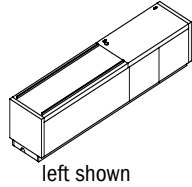
<b>Console Desk with Open Frame Leg</b>  right shown	36	90	29½	170	66	AP1-LCR-T-3690R	\$2,762
	36	90	29½	170	66	AP1-LCR-T-3690L	\$2,762
	36	84	29½	160	61	AP1-LCR-T-3684R	\$2,646
	36	84	29½	160	61	AP1-LCR-T-3684L	\$2,646
	36	72	29½	141	53	AP1-LCR-T-3672R	\$2,478
	36	72	29½	141	53	AP1-LCR-T-3672L	\$2,478
	30	66	29½	117	41	AP1-LCR-T-3066R	\$2,363
	30	66	29½	117	41	AP1-LCR-T-3066L	\$2,363

- use with low console
- veneer top with veneer wrapped apron
- top long grain veneer direction
- legs are tubular steel structure with powder coated finish
- power access unit available, specify and add \$273 list
- recessed leveling glides
- grommet available, specify and add \$79 list each; see page 44 for diagram G1
- kneespace height: 28¼"
- -3690 & -3684 kneespace width: 48"
- -3072 & -3066 kneespace width: 36"

<b>Console Glass Top Desk with Open Frame Leg</b>  right shown	36	90	29½	223	66	AP1-LCR-TT-3690R	\$4,568
	36	90	29½	223	66	AP1-LCR-TT-3690L	\$4,568
	36	84	29½	210	61	AP1-LCR-TT-3684R	\$4,326
	36	84	29½	210	61	AP1-LCR-TT-3684L	\$4,326
	36	72	29½	183	53	AP1-LCR-TT-3672R	\$4,158
	36	72	29½	183	53	AP1-LCR-TT-3672L	\$4,158
	30	66	29½	149	41	AP1-LCR-TT-3066R	\$4,043
	30	66	29½	149	41	AP1-LCR-TT-3066L	\$4,043

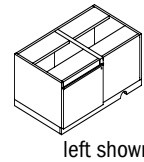
- use with low console
- glass top with veneer wrapped apron
- glossy low iron white back painted glass insert
- recessed leveling glides
- kneespace height: 28¼"
- -3690 & -3684 kneespace width: 48"
- -3072 & -3066 kneespace width: 36"

Description	D	W	H	CTN WT	CU FT	① Model	List Price
Low Console Bridge	18	83	15 ¾	200	18	AP3-RCS-1-1883R	\$3,675
	18	83	15 ¾	200	18	AP3-RCS-1-1883L	\$3,675
	18	77	15 ¾	190	17	AP3-RCS-1-1877R	\$3,255
	18	77	15 ¾	190	17	AP3-RCS-1-1877L	\$3,255



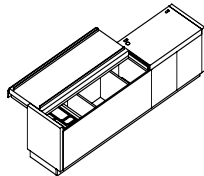
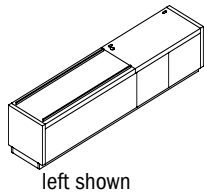
- 83" w console return must be used with 36" d console desk
- 77" w console return must be used with 30" d console desk
- includes electrical power unit with two power outlets, one each CAT6 data and phone jack, 10' long power cord and 14' long phone and data cords
- includes bright white charging tray and bright white organizer tray with felt liner
- hinge door unit for wire access only
- surface grommet
- internal wire pass thru to low console bridge connector
- sliding top locking
- locking doors available, specify and add \$105 list

Low Console Bridge Connector with Hinge Door	D	W	H	CTN WT	CU FT	Model	List Price
	22	36	15 ¾	88	10	AP7-CCR-1-2236R	\$1,402
	22	36	15 ¾	88	10	AP7-CCR-1-2236L	\$1,402
	22	30	15 ¾	78	8	AP7-CCR-1-2230R	\$1,297
	22	30	15 ¾	78	8	AP7-CCR-1-2230L	\$1,297



- use with console bridge only
- wall access pass thru
- locking door available, specify and add \$105 list

Freestanding Low Console Return	D	W	H	CTN WT	CU FT	Model	List Price
	18	83	15 ¾	200	18	AP3-RCS-6-1883R	\$3,728
	18	83	15 ¾	200	18	AP3-RCS-6-1883L	\$3,728
	18	77	15 ¾	190	17	AP3-RCS-6-1877R	\$3,308
	18	77	15 ¾	190	17	AP3-RCS-6-1877L	\$3,308



- 83" w console return must be used with 36" d console desk
- 77" w console return must be used with 30" d console desk
- includes electrical power unit with two power outlets, one each CAT6 data and phone jack, 10' long power cord and 14' long phone and data cords
- includes bright white charging tray and bright white organizer tray with felt liner
- hinge door unit for wire access only
- surface grommet
- internal wire pass thru to low console bridge connector
- sliding top locking
- locking doors available, specify and add \$105 list

**To Order, Specify:**

**Desk**

- ① Model Number
- ② Wood Species on Top/Veneer Wrapped Apron - Makore (MK2), Maple (MA2), Walnut (WA2) or Double Cut (DC1) (see page 32)
- ③ Finish Color for Top/Veneer Wrapped Apron (see page 32)
- ④ Leg Accent Finish
  - a.) Same as Top
  - b.) Paint (see page 32)

- ⑤ Finish Color for Post Panel
  - a.) Same as Top
  - b.) Paint (see page 32)
- ⑥ Metal Open Frame Color or Metal Post Accent Color (see page 32)
- ⑦ Finish Color for Modesty Panel:
  - a.) Same as Top
  - b.) Same as Chassis/Drawer Fronts or Paint Color (see page 32)

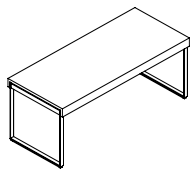
Note: Only one wood finish and one paint color can be specified per unit

**To Order, Specify:**

**Console**

- ① Model Number
- ② Species on Chassis/Drawers/Doors - Makore (MK2), Maple (MA2), Walnut (WA2), Double Cut (DC1) or Paint (PNT) (see page 32)
- ③ Finish Color for Chassis/Drawers/Doors (see page 32)
- ④ Finish Color for Base
  - a.) Same as Chassis/Drawers/Doors
  - b.) Paint (see page 32)

Description	D	W	H	CTN WT	CU FT	① Model	List Price
-------------	---	---	---	-----------	----------	---------	------------



- veneer top with veneer wrapped apron
- straight apron both sides
- top long grain veneer direction
- grommet available, specify and add \$79 list each; see page 44 for diagram G1
- kneespace height: 25 1/2"
- kneespace width between legs: 80"

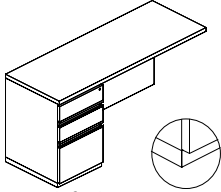
<b>Bridge Top</b>  	22	56	1 1/8	42	3	<b>AP3-BTU-1-2256</b>	<b>\$935</b>
	22	50	1 1/8	38	3	<b>AP3-BTU-1-2250</b>	<b>\$919</b>
	22	44	1 1/8	34	3	<b>AP3-BTU-1-2244</b>	<b>\$903</b>

- short grain veneer direction
- flat bracket connectors included
- for mounting to open frame table desk order 6-AB angle bracket, see page 168
- grommet available, specify and add \$79 list each; see page 45

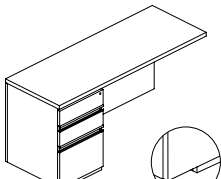
<b>Bridge with Modesty Panel</b>  	22	56	29 1/2	77	13	<b>AP3-BMR-1-2256</b>	<b>\$1,476</b>
	22	50	29 1/2	69	12	<b>AP3-BMR-1-2250</b>	<b>\$1,444</b>
	22	44	29 1/2	61	10	<b>AP3-BMR-1-2244</b>	<b>\$1,413</b>

- top short grain veneer direction
- finished, removable inset back panel
- cannot be used with AM7-CSP-1-2206 or AM7-CSP-1-1506 end support
- adjustable levelers/glides
- grommet available, specify and add \$79 list each; see page 45
- kneespace height: 28 1/4"

APOGEE™

Description	D	W	H	CTN WT	CU FT	① Model	List Price
 <p>left shown</p>	22	60	29 ½	179	28	AP3-RTP-1-2260R	\$2,410
	22	60	29 ½	179	28	AP3-RTP-1-2260L	\$2,410
	22	54	29 ½	169	25	AP3-RTP-1-2254R	\$2,368
	22	54	29 ½	169	25	AP3-RTP-1-2254L	\$2,368
	22	48	29 ½	158	23	AP3-RTP-1-2248R	\$2,326
	22	48	29 ½	158	23	AP3-RTP-1-2248L	\$2,326

- base on pedestal is flush
- 15 ½" w utility/box/file pedestal
- utility drawer with box drawer front
- soft close utility/box/file drawers
- pedestal front locking
- top short grain veneer direction
- adjustable levelers/glides
- grommet available, specify and add \$79 list each; see page 45
- kneespace height: 28 ¼"
- -2260 kneespace width: 44 ½"
- -2254 kneespace width: 38 ½"
- -2248 kneespace width: 32 ½"

Description	D	W	H	CTN WT	CU FT	① Model	List Price
 <p>left shown</p>	22	60	29 ½	176	28	AP3-RTP-1R-2260R	\$2,410
	22	60	29 ½	176	28	AP3-RTP-1L-2260L	\$2,410
	22	54	29 ½	165	25	AP3-RTP-1R-2254R	\$2,368
	22	54	29 ½	165	25	AP3-RTP-1L-2254L	\$2,368
	22	48	29 ½	155	23	AP3-RTP-1R-2248R	\$2,326
	22	48	29 ½	155	23	AP3-RTP-1L-2248L	\$2,326

- base on pedestal is inset on one side
- 15 ½" w utility/box/file pedestal
- utility drawer with box drawer front
- soft close utility/box/file drawers
- pedestal front locking
- top short grain veneer direction
- adjustable levelers/glides
- grommet available, specify and add \$79 list each; see page 45
- kneespace height: 28 ¼"
- -2260 kneespace width: 44 ½"
- -2254 kneespace width: 38 ½"
- -2248 kneespace width: 32 ½"

**To Order, Specify:**

- ① Model Number
- ② Wood Species on Top/Veneer Wrapped Apron - Makore (MK2), Maple (MA2), Walnut (WA2) or Double Cut (DC1) (see page 32)
- ③ Finish Color for Top/Veneer Wrapped Apron (see page 32)
- ④ Chassis/Drawer Fronts Finish:
  - a.) Same as Top
  - b.) Paint (see page 32)
- ⑤ Leg Accent Finish
  - a.) Same as Top
  - b.) Paint (see page 32)

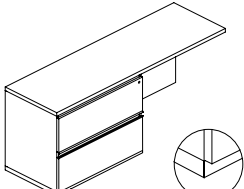
**Product Modifications:**

Pedestal Change - see page 33

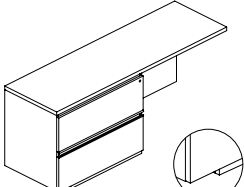
- ⑥ Finish Color for Base
  - a.) Same as Top
  - b.) Paint (see page 32)
- ⑦ Metal Open Frame Color (see page 32)
- ⑧ Bridge Modesty Panel Finish:
  - a.) Same as Top
  - b.) Paint (see page 32)

Note: Only one wood finish and one paint color can be specified per unit



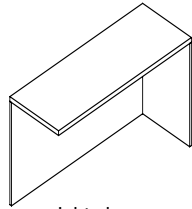
Description	D	W	H	CTN WT	CU FT	① Model	List Price
<b>Lateral File Return with Flush Base</b>  <p>left shown</p>	22	72	29½	249	33	AP3-RTL-1-2272R	\$2,982
	22	72	29½	249	33	AP3-RTL-1-2272L	\$2,982
	22	66	29½	220	31	AP3-RTL-1-2266R	\$2,940
	22	66	29½	220	31	AP3-RTL-1-2266L	\$2,940
	22	60	29½	210	28	AP3-RTL-1-2260R	\$2,898
	22	60	29½	210	28	AP3-RTL-1-2260L	\$2,898

- base on pedestal is flush
- top short grain veneer direction
- pedestal front locking
- adjustable levelers/glides
- grommet available, specify and add \$79 list each; see page 45
- kneespace height: 28 ¼"
- -2272 lateral files: 36"w
- -2266 or -2260 lateral files: 30"w
- -2272 & -2266 kneespace width: 36"
- -2260 kneespace width: 30"

<b>Lateral File Return with Inset Base</b>  <p>left shown</p>	22	72	29½	246	33	AP3-RTL-1R-2272R	\$2,982
	22	72	29½	246	33	AP3-RTL-1L-2272L	\$2,982
	22	66	29½	217	31	AP3-RTL-1R-2266R	\$2,940
	22	66	29½	217	31	AP3-RTL-1L-2266L	\$2,940
	22	60	29½	207	28	AP3-RTL-1R-2260R	\$2,898
	22	60	29½	207	28	AP3-RTL-1L-2260L	\$2,898

- base on pedestal is inset on one side
- top short grain veneer direction
- pedestal front locking
- adjustable levelers/glides
- grommet available, specify and add \$79 list each; see page 45
- kneespace height: 28 ¼"
- -2272 lateral files: 36"w
- -2266 or -2260 lateral files: 30"w
- -2272 & -2266 kneespace width: 36"
- -2260 kneespace width: 30"

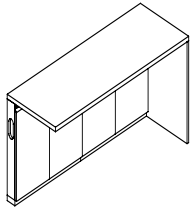
Description	D	W	H	CTN WT	CU FT	① Model	List Price
Return Shell	22	72	29½	149	33	AP3-RTS-1-2272R	\$1,880
	22	72	29½	149	33	AP3-RTS-1-2272L	\$1,880
	22	66	29½	138	31	AP3-RTS-1-2266R	\$1,817
	22	66	29½	138	31	AP3-RTS-1-2266L	\$1,817
	22	60	29½	128	28	AP3-RTS-1-2260R	\$1,754
	22	60	29½	128	28	AP3-RTS-1-2260L	\$1,754



right shown

- use with end panel desk
- top short grain veneer direction
- finished back panel
- adjustable levelers/glides
- grommet available, specify and add \$79 list each; see page 45
- kneespace height: 28 ¼"

Description	D	W	H	CTN WT	CU FT	① Model	List Price
Return Shell with Wall Access Panel	22	72	29½	158	15	AP3-RTS-8-2272R	\$3,108
	22	72	29½	158	15	AP3-RTS-8-2272L	\$3,108
	22	66	29½	148	14	AP3-RTS-8-2266R	\$2,951
	22	66	29½	148	14	AP3-RTS-8-2266L	\$2,951
	22	60	29½	137	13	AP3-RTS-8-2260R	\$2,793
	22	60	29½	137	13	AP3-RTS-8-2260L	\$2,793



right shown

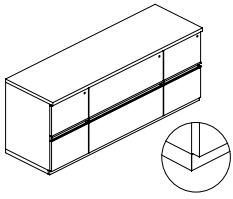
- use with access panel desk
- top short grain veneer direction
- access for outlets 18"-24" AFF (Above Finished Floor)
- wire pass thru holes
- hinge doors
- due to back construction unit is intended to sit against wall for wall access
- adjustable levelers/glides
- grommet available, specify and add \$79 list each; see page 45
- kneespace height: 28 ¼"

**To Order, Specify:**

- ① Model Number
- ② Wood Species on Top - Makore (MK2), Maple (MA2) Walnut (WA2) or Double Cut (DC1) (see page 32)
- ③ Finish Color for Top (see page 32)
- ④ Finish Color for Chassis/Drawer Fronts
  - a.) Same as Top
  - b.) Paint Color (see page 32)
- ⑤ Finish Color for Base
  - a.) Same as Top
  - b.) Same as Chassis/Drawer Fronts or Paint (see page 32)

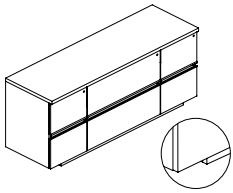
Note: Only one wood finish and one paint color can be specified per unit

Description	D	W	H	CTN WT	CU FT	Model	List Price
<b>Storage Credenza with Flush Base</b>	22	72	29½	377	33	<b>AP2-DSN-1-2272</b>	<b>\$5,040</b>



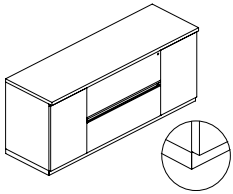
- base is flush
- top long grain veneer direction
- pedestal front locking
- two 36" w lateral files
- four 18" w file/file pedestals
- 18" w soft close file/file drawers
- adjustable levelers/glides

<b>Storage Credenza with Inset Base</b>	22	72	29½	370	33	<b>AP2-DSN-B-2272</b>	<b>\$5,040</b>
---	----	----	-----	-----	----	-----------------------	----------------



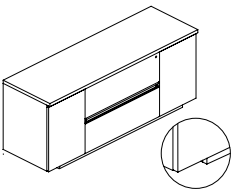
- base is inset on both sides
- top long grain veneer direction
- pedestal front locking
- two 36" w lateral files
- four 18" w file/file pedestals
- 18" w soft close file/file drawers
- adjustable levelers/glides

<b>Storage Credenza with Flush Base</b>	22	72	29½	347	33	<b>AP2-HPD-1-2272</b>	<b>\$4,594</b>
	22	60	29½	303	28	<b>AP2-HPD-1-2260</b>	<b>\$4,489</b>



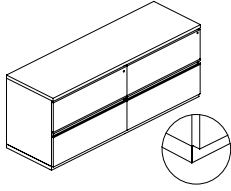
- base is flush
- top long grain veneer direction
- pedestal front locking
- locking doors available, specify and add \$210 list
- soft close hinge doors
- door top has concealed bevel for opening
- adjustable levelers/glides
- grommet available, specify and add \$79 list each; see page 45
- -2272 two hinged door compartments with adjustable shelf, 18" w
- -2272 two 36" w lateral files
- -2260 two hinged door compartments with adjustable shelf, 15" w
- -2260 two 30" w lateral files

<b>Storage Credenza with Inset Base</b>	22	72	29½	340	33	<b>AP2-HPD-B-2272</b>	<b>\$4,594</b>
	22	60	29½	297	28	<b>AP2-HPD-B-2260</b>	<b>\$4,489</b>



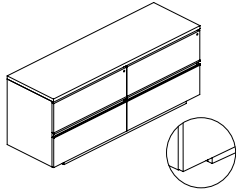
- base is inset on both sides
- top long grain veneer direction
- pedestal front locking
- locking doors available, specify and add \$210 list
- soft close hinge doors
- door top has concealed bevel for opening
- adjustable levelers/glides
- grommet available, specify and add \$79 list each; see page 45
- -2272 two hinged door compartments with adjustable shelf, 18" w
- -2272 two 36" w lateral files
- -2260 two hinged door compartments with adjustable shelf, 15" w
- -2260 two 30" w lateral files

Description	D	W	H	CTN WT	CU FT	① Model	List Price
Lateral File Credenza with Flush Base	22	72	29 ½	360	33	AP2-DST-1-2272	\$4,778
	22	60	29 ½	297	28	AP2-DST-1-2260	\$4,673



- base is flush
- top long grain veneer direction
- pedestal front locking
- adjustable levelers/glides
- -2272 four 36" w lateral files
- -2260 four 30" w lateral files

Lateral File Credenza with Inset Base	22	72	29 ½	353	33	AP2-DST-B-2272	\$4,778
	22	60	29 ½	296	28	AP2-DST-B-2260	\$4,673



- base is inset on both sides
- top long grain veneer direction
- pedestal front locking
- adjustable levelers/glides
- -2272 four 36" w lateral files
- -2260 four 30" w lateral files

APOGEE™

**To Order, Specify:**

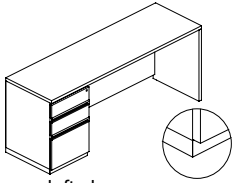
- ① Model Number
- ② Wood Species on Top - Makore (MK2), Maple (MA2)  
Walnut (WA2) or Double Cut (DC1)  
(see page 32)
- ③ Finish Color for Top (see page 32)
- ④ Finish Color for Chassis/Drawer Fronts
  - a.) Same as Top
  - b.) Paint (see page 32)
- ⑤ Finish Color for Base
  - a.) Same as Top
  - b.) Same as Chassis/Drawer Fronts  
or Paint (see page 32)

Note: Only one wood finish and one paint color can be specified per unit

**Product Modifications:**

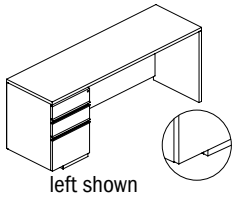
Pedestal Change - see page 33

Description	D	W	H	CTN WT	CU FT	① Model	List Price
Open Corner Credenza with Flush Base	22	72	29½	208	33	AP2-OCP-1-2272R	\$2,919
	22	72	29½	208	33	AP2-OCP-1-2272L	\$2,919
	22	66	29½	193	31	AP2-OCP-1-2266R	\$2,856
	22	66	29½	193	31	AP2-OCP-1-2266L	\$2,856
	22	60	29½	185	28	AP2-OCP-1-2260R	\$2,793
	22	60	29½	185	28	AP2-OCP-1-2260L	\$2,793



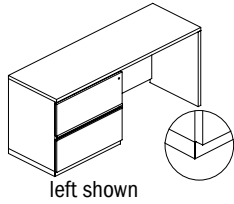
- base on pedestal is flush
- top long grain veneer direction
- pedestal front locking
- soft close utility/box/file drawers
- adjustable levelers/glides
- grommet available, specify and add \$79 list each; see page 45
- kneespace height: 28¼"
- -2272 utility/box/file pedestal, 18"w
- -2260 utility/box/file pedestal, 15½"w
- -2272 kneespace width: 52¾"
- -2266 kneespace width: 49¼"
- -2260 kneespace width: 43¼"

Description	D	W	H	CTN WT	CU FT	① Model	List Price
Open Corner Credenza with Inset Base	22	72	29½	204	33	AP2-OCP-1R-2272R	\$2,919
	22	72	29½	204	33	AP2-OCP-1L-2272L	\$2,919
	22	66	29½	190	31	AP2-OCP-1R-2266R	\$2,856
	22	66	29½	190	31	AP2-OCP-1L-2266L	\$2,856
	22	60	29½	181	28	AP2-OCP-1R-2260R	\$2,793
	22	60	29½	181	28	AP2-OCP-1L-2260L	\$2,793



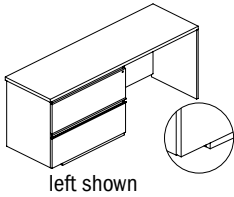
- base on pedestal is inset on one side
- top long grain veneer direction
- pedestal front locking
- soft close utility/box/file drawers
- adjustable levelers/glides
- grommet available, specify and add \$79 list each; see page 45
- kneespace height: 28¼"
- -2272 utility/box/file pedestal, 18"w
- -2260 utility/box/file pedestal, 15½"w
- -2272 kneespace width: 52¾"
- -2266 kneespace width: 49¼"
- -2260 kneespace width: 43¼"

Description	D	W	H	CTN WT	CU FT	① Model	List Price
Open Corner Lateral File Credenza with Flush Base	22	72	29 ½	257	33	AP2-OCL-1-2272R	\$3,255
	22	72	29 ½	257	33	AP2-OCL-1-2272L	\$3,255
	22	66	29 ½	229	31	AP2-OCL-1-2266R	\$3,192
	22	66	29 ½	229	31	AP2-OCL-1-2266L	\$3,192
	22	60	29 ½	217	28	AP2-OCL-1-2260R	\$3,129
	22	60	29 ½	217	28	AP2-OCL-1-2260L	\$3,129



- base on pedestal is flush
- top long grain veneer direction
- pedestal front locking
- adjustable levelers/glides
- grommet available, specify and add \$79 list each; see page 45
- kneespace height: 28 ¼"
- -2272 file/file pedestal, 36"w
- -2266 & -2260 file/file pedestal, 30"w
- -2272 or -2266 kneespace width: 34 ⅞"
- -2260 kneespace width: 28 ⅞"

Description	D	W	H	CTN WT	CU FT	① Model	List Price
Open Corner Lateral File Credenza with Inset Base	22	72	29 ½	254	33	AP2-OCL-1R-2272R	\$3,255
	22	72	29 ½	254	33	AP2-OCL-1L-2272L	\$3,255
	22	66	29 ½	225	31	AP2-OCL-1R-2266R	\$3,192
	22	66	29 ½	225	31	AP2-OCL-1L-2266L	\$3,192
	22	60	29 ½	214	28	AP2-OCL-1R-2260R	\$3,129
	22	60	29 ½	214	28	AP2-OCL-1L-2260L	\$3,129



- base on pedestal is inset on one side
- top long grain veneer direction
- pedestal front locking
- adjustable levelers/glides
- grommet available, specify and add \$79 list each; see page 45
- kneespace height: 28 ¼"
- -2272 file/file pedestal, 36"w
- -2266 & -2260 file/file pedestal, 30"w
- -2272 or -2266 kneespace width: 34 ⅞"
- -2260 kneespace width: 28 ⅞"

**To Order, Specify:**

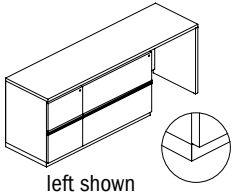
- ① Model Number
- ② Wood Species on Top - Makore (MK2), Maple (MA2) Walnut (WA2) or Double Cut (DC1) (see page 32)
- ③ Finish Color for Top (see page 32)
- ④ Finish Color for Chassis/Drawer Fronts
  - a.) Same as Top
  - b.) Paint (see page 32)
- ⑤ Finish Color for Base
  - a.) Same as Top
  - b.) Same as Chassis/Drawer Fronts or Paint (see page 32)

Note: Only one wood finish and one paint color can be specified per unit

**Product Modifications:**

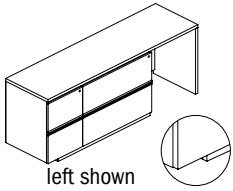
Pedestal Change - see page 33

Description	D	W	H	CTN WT	CU FT	① Model	List Price
Open Corner Credenza with Flush Base	22	84	29½	354	39	AP2-OBL-1-2284R	\$4,620
	22	84	29½	354	39	AP2-OBL-1-2284L	\$4,620
	22	78	29½	345	36	AP2-OBL-1-2278R	\$4,568
	22	78	29½	345	36	AP2-OBL-1-2278L	\$4,568



- base is flush
- top long grain veneer direction
- pedestal front locking
- 18" w file/file pedestal
- 36" w lateral file
- 18" w soft close file/file drawers
- adjustable levelers/glides
- grommet available, specify and add \$79 list each; see page 45
- kneespace height: 28 ¼"
- -2284 kneespace width: 28 ⅞"
- -2278 kneespace width: 22 ⅞"

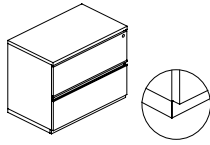
Open Corner Credenza with Inset Base	22	84	29½	350	39	AP2-OBL-1R-2284R	\$4,620
	22	84	29½	350	39	AP2-OBL-1L-2284L	\$4,620
	22	78	29½	342	36	AP2-OBL-1R-2278R	\$4,568
	22	78	29½	342	36	AP2-OBL-1L-2278L	\$4,568



- base is inset on one side
- top long grain veneer direction
- pedestal front locking
- 18" w file/file pedestal
- 36" w lateral file
- 18" w soft close file/file drawers
- adjustable levelers/glides
- grommet available, specify and add \$79 list each; see page 45
- kneespace height: 28 ¼"
- -2284 kneespace width: 28 ⅞"
- -2278 kneespace width: 22 ⅞"

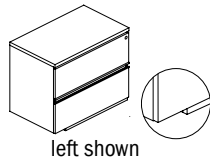
**Freestanding**

Description	D	W	H	CTN WT	CU FT	① Model	List Price
Two-High Lateral File with Flush Base	22	36	29½	182	17	AP6-FLS-1-2236	\$2,415
	22	30	29½	154	14	AP6-FLS-1-2230	\$2,363



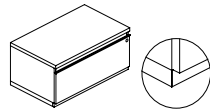
- base is flush
- top long grain veneer direction
- pedestal front locking
- adjustable levelers/glides

Two-High Lateral File with Inset Base	22	36	29½	179	17	AP6-FLS-1R-2236R	\$2,415
	22	36	29½	179	17	AP6-FLS-1L-2236L	\$2,415
	22	30	29½	150	14	AP6-FLS-1R-2230R	\$2,363
	22	30	29½	150	14	AP6-FLS-1L-2230L	\$2,363



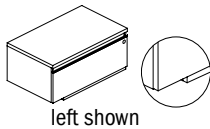
- base is inset on one side
- top long grain veneer direction
- pedestal front locking
- adjustable levelers/glides

One-High Lateral File with Flush Base	22	36	16⅞	131	10	AP6-FLA-1-2236	\$1,838
	22	30	16⅞	111	9	AP6-FLA-1-2230	\$1,785



- base is flush
- top long grain veneer direction
- pedestal front locking
- adjustable levelers/glides

One-High Lateral File with Inset Base	22	36	16⅞	128	10	AP6-FLA-1R-2236R	\$1,838
	22	36	16⅞	128	10	AP6-FLA-1L-2236L	\$1,838
	22	30	16⅞	107	9	AP6-FLA-1R-2230R	\$1,785
	22	30	16⅞	107	9	AP6-FLA-1L-2230L	\$1,785



- base is inset on one side
- top long grain veneer direction
- pedestal front locking
- adjustable levelers/glides

**To Order, Specify:**

- ① Model Number
- ② Wood Species on Top - Makore (MK2), Maple (MA2) Walnut (WA2) or Double Cut (DC1) (see page 32)
- ③ Finish Color for Top (see page 32)
- ④ Finish Color for Chassis/Drawer Fronts
  - a.) Same as Top
  - b.) Paint (see page 32)
- ⑤ Finish Color for Base
  - a.) Same as Top
  - b.) Same as Chassis/Drawer Fronts or Paint (see page 32)

Note: Only one wood finish and one paint color can be specified per unit

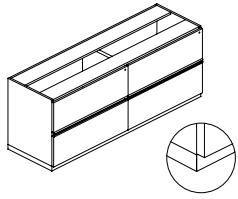
**Product Modifications:**

Pedestal Change - see page 33



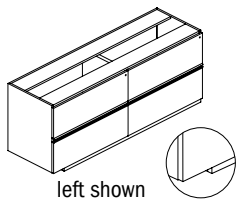
**Modular**

Description	D	W	H	CTN WT	CU FT	① Model	List Price
Two-High Lateral File with Flush Base	22	72	28 3/8	307	32	AM7-FLS-1-2272	\$3,518
	22	60	28 3/8	253	27	AM7-FLS-1-2260	\$3,413



- without top
- base is flush
- pedestal front locking
- adjustable levelers/glides
- modular top required, see page 89
- -2272 four 36" w lateral files
- -2260 four 30" w lateral files

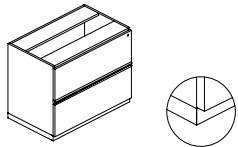
Two-High Lateral File with Inset Base	22	72	28 3/8	304	32	AM7-FLS-1R-2272R	\$3,518
	22	72	28 3/8	304	32	AM7-FLS-1L-2272L	\$3,518
	22	60	28 3/8	250	27	AM7-FLS-1R-2260R	\$3,413
	22	60	28 3/8	250	27	AM7-FLS-1L-2260L	\$3,413



left shown

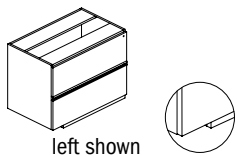
- without top
- base is inset on one side
- pedestal front locking
- adjustable levelers/glides
- modular top required, see page 89
- -2272 four 36" w lateral files
- -2260 four 30" w lateral files

Two-High Lateral File with Flush Base	22	36	28 3/8	157	17	AM7-FLS-1-2236	\$1,922
	22	30	28 3/8	129	14	AM7-FLS-1-2230	\$1,869



- without top
- base is flush
- pedestal front locking
- adjustable levelers/glides
- modular top required, see page 89

Two-High Lateral File with Inset Base	22	36	28 3/8	153	17	AM7-FLS-1R-2236R	\$1,922
	22	36	28 3/8	153	17	AM7-FLS-1L-2236L	\$1,922
	22	30	28 3/8	126	14	AM7-FLS-1R-2230R	\$1,869
	22	30	28 3/8	126	14	AM7-FLS-1L-2230L	\$1,869

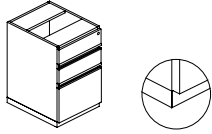


left shown

- without top
- base is inset on one side
- pedestal front locking
- adjustable levelers/glides
- modular top required, see page 89

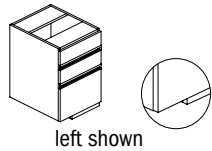
Modular

Description	D	W	H	CTN WT	CU FT	① Model	List Price
Utility/Box/File Pedestal with Flush Base	22	18	28 3/8	95	9	AM7-PUN-1-2218	\$1,245



- without top  
base is flush
- utility drawer with box drawer front
- pedestal front locking
- soft close drawers
- adjustable levelers/glides
- modular top required, see page 89

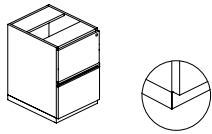
Utility/Box/File Pedestal with Inset Base	22	18	28 3/8	92	9	AM7-PUN-1R-2218R	\$1,245
	22	18	28 3/8	92	9	AM7-PUN-1L-2218L	\$1,245



- without top
- base is inset on one side
- utility drawer with box drawer front
- pedestal front locking
- soft close drawers
- adjustable levelers/glides
- modular top required, see page 89

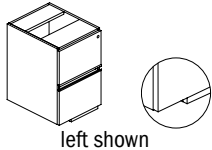
Note: not a stand alone unit

File/File Pedestal with Flush Base	22	18	28 3/8	95	9	AM7-PUN-M-2218	\$1,245
------------------------------------	----	----	--------	----	---	----------------	---------



- without top
- base is flush
- pedestal front locking
- soft close drawers
- adjustable levelers/glides
- modular top required, see page 89

File/File Pedestal with Inset Base	22	18	28 3/8	92	9	AM7-PUN-MR-2218R	\$1,245
	22	18	28 3/8	92	9	AM7-PUN-ML-2218L	\$1,245



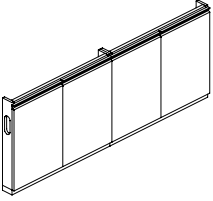
- without top
- base is inset on one side
- pedestal front locking
- soft close drawers
- adjustable levelers/glides
- modular top required, see page 89

Note: not a stand alone unit

To Order, Specify:

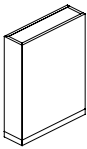
- ① Model Number
- ② Wood Species/Paint on Chassis/Drawer Fronts -  
Makore (MK2), Maple (MA2), Walnut (WA2),  
Double Cut (DC1) or Paint (PNT)  
(see page 32)
- ③ Finish Color for Chassis/Drawer Fronts  
(see page 32)
- ④ Finish Color for Base
  - a.) Same as Chassis/Drawer Fronts
  - b.) Paint (see page 32)

Note: Only one wood finish and one paint color can be specified per unit

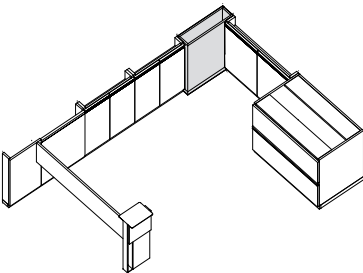
Description	D	W	H	CTN WT	CU FT	① Model	List Price
Kneespace Access Panel, Full Height 	4	72	28 <sup>3</sup> / <sub>8</sub>	80	8	AM7-PAP-1-0472	\$1,985
	4	66	28 <sup>3</sup> / <sub>8</sub>	74	7	AM7-PAP-1-0466	\$1,827
	4	60	28 <sup>3</sup> / <sub>8</sub>	69	7	AM7-PAP-1-0460	\$1,670
	4	54	28 <sup>3</sup> / <sub>8</sub>	64	6	AM7-PAP-1-0454	\$1,565
	4	48	28 <sup>3</sup> / <sub>8</sub>	58	5	AM7-PAP-1-0448	\$1,460
	4	42	28 <sup>3</sup> / <sub>8</sub>	46	5	AM7-PAP-1-0442	\$1,355
	4	36	28 <sup>3</sup> / <sub>8</sub>	40	4	AM7-PAP-1-0436	\$1,250
	4	30	28 <sup>3</sup> / <sub>8</sub>	34	3	AM7-PAP-1-0430	\$1,145
	4	24	28 <sup>3</sup> / <sub>8</sub>	29	3	AM7-PAP-1-0424	\$1,040

- hinge doors
- wire pass thru to allow access to the next unit
- access for outlets 18"-24" AFF (Above Finished Floor)
- cantilever bracket included
- adjustable levelers/glides  
due to back construction unit is intended to sit against wall for wall access
- recommend wall attachment

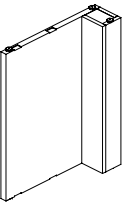
End Support	22	6	28 <sup>3</sup> / <sub>8</sub>	49	3	AM7-CSP-1-2206	\$1,087
	15	6	28 <sup>3</sup> / <sub>8</sub>	34	2	AM7-CSP-1-1506	\$972



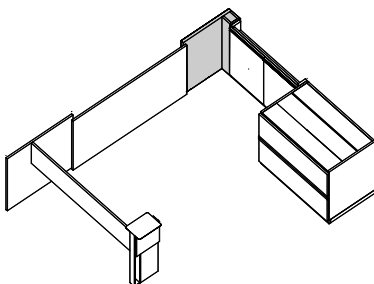
- use with modular components at the end of a run
- attachment bracket included
- non-handed, requires field boring for hardware
- adjustable levelers/glides



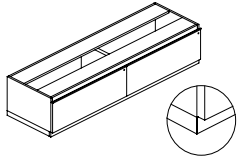
End Panel Transition to Access Panel	22	6	28 <sup>3</sup> / <sub>8</sub>	45	4	AM7-EPT-1-2206	\$1,208
	15	6	28 <sup>3</sup> / <sub>8</sub>	41	3	AM7-EPT-1-1506	\$1,045



- creates the transition from 1 1/8" panel to 6" thick access panel
- top attachment hardware included
- non-handed, bored for left or right applications
- adjustable levelers/glides

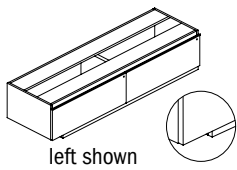


Description	D	W	H	CTN WT	CU FT	① Model	List Price
One-High Lateral File with Flush Base	22	72	15 ¾	205	19	AM7-FLA-1-2272	\$2,678
	22	60	15 ¾	170	16	AM7-FLA-1-2260	\$2,573



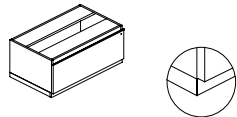
- without top
- base is flush
- pedestal front locking
- adjustable levelers/glides
- modular top required, see page 89

One-High Lateral File with Inset Base	22	72	15 ¾	202	19	AM7-FLA-1R-2272R	\$2,678
	22	72	15 ¾	202	19	AM7-FLA-1L-2272L	\$2,678
	22	60	15 ¾	166	16	AM7-FLA-1R-2260R	\$2,573
	22	60	15 ¾	166	16	AM7-FLA-1L-2260L	\$2,573



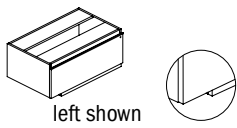
- without top
- base is inset on one side
- pedestal front locking
- adjustable levelers/glides
- modular top required, see page 89

One-High Lateral File with Flush Base	22	36	15 ¾	105	10	AM7-FLA-1-2236	\$1,449
	22	30	15 ¾	87	8	AM7-FLA-1-2230	\$1,397



- without top
- base is flush
- pedestal front locking
- adjustable levelers/glides
- modular top required, see page 89

One-High Lateral File with Inset Base	22	36	15 ¾	102	10	AM7-FLA-1R-2236R	\$1,449
	22	36	15 ¾	102	10	AM7-FLA-1L-2236L	\$1,449
	22	30	15 ¾	84	8	AM7-FLA-1R-2230R	\$1,397
	22	30	15 ¾	84	8	AM7-FLA-1L-2230L	\$1,397



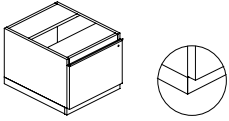
- without top
- base is inset on one side
- pedestal front locking
- adjustable levelers/glides
- modular top required, see page 89

**To Order, Specify:**

- ① Model Number
- ② Wood Species/Paint on Chassis/Drawer Fronts -  
Makore (MK2), Maple (MA2), Walnut (WA2),  
Double Cut (DC1) or Paint (PNT)  
(see page 32)
- ③ Finish Color for Chassis/Drawer Fronts  
(see page 32)
- ④ Finish Color for Base
  - a.) Same as Chassis/Drawer Front
  - b.) Paint (see page 32)

Note: Only one wood finish and one paint color can be specified per unit

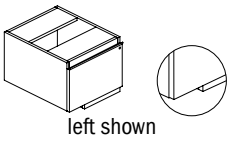
Description	D	W	H	CTN WT	CU FT	① Model	List Price
<b>One-High Pedestal with Flush Base</b>	22	18	15 ¾	62	5	<b>AM7-PUA-1-2218</b>	<b>\$1,014</b>



- without top
- base is flush
- soft close file drawer
- pedestal front locking
- adjustable levelers/glides
- modular top required, see page 89

APOGEE™

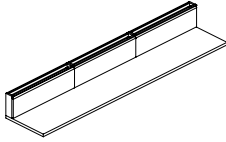
<b>One-High Pedestal with Inset Base</b>	22	18	15 ¾	58	5	<b>AM7-PUA-1R-2218R</b>	<b>\$1,014</b>
	22	18	15 ¾	58	5	<b>AM7-PUA-1L-2218L</b>	<b>\$1,014</b>



- without top
- base is inset on one side
- soft close file drawer
- pedestal front locking
- adjustable levelers/glides
- modular top required, see page 89

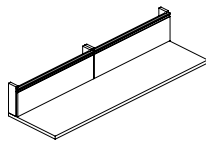
note: not a stand alone unit

Description	D	W	H	CTN WT	CU FT	① Model	List Price
Kneespace Access Panel, Partial Height with Workwall Top	22	108	12 5/8	135	24	AM7-WTP-1-22108	\$3,350
	22	90	12 5/8	114	20	AM7-WTP-1-2290	\$3,171



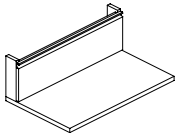
- use with one-high pedestals
- internal wire pass thru
- cantilever bracket included
- recommend wall attachment
- required access outlet 24" AFF (Above Finished Floor)

Kneespace Access Panel, Partial Height with Workwall Top	22	72	12 5/8	90	16	AM7-WTP-1-2272	\$2,604
	22	60	12 5/8	76	13	AM7-WTP-1-2260	\$2,426



- use with one-high pedestals
- internal wire pass thru
- cantilever bracket included
- recommend wall attachment
- required access outlet 24" AFF (Above Finished Floor)

Kneespace Access Panel, Partial Height with Workwall Top	22	36	12 5/8	45	8	AM7-WTP-1-2236	\$1,544
	22	30	12 5/8	38	7	AM7-WTP-1-2230	\$1,428



- use with one-high pedestals
- internal wire pass thru
- recommend wall attachment
- required access outlet 24" AFF (Above Finished Floor)

**To Order, Specify:**

**Pedestal**

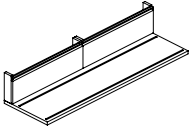
- ① Model Number
- ② Wood Species/Paint on Chassis/Drawer Front - Makore (MK2), Maple (MA2), Walnut (WA2), Double Cut (DC1) or Paint (PNT) (see page 32)
- ③ Finish Color for Chassis/Drawer Fronts (see page 32)
- ④ Finish Color for Base
  - a.) Same as Chassis/Drawer Front
  - b.) Paint (see page 32)

**Access Panel**

- ① Model Number
- ② Wood Species on Top - Makore (MK2), Maple (MA2), Walnut (WA2) or Double Cut (DC1) (see page 32)
- ③ Finish Color for Top (see page 32)
- ④ Finish Color for Chassis/Door Front
  - a.) Same as Top
  - b.) Paint (see page 32)

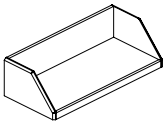
Note: Only one wood finish and one paint color can be specified per unit

Description	D	W	H	CTN WT	CU FT	① Model	List Price
22" d Workwall Top with Shuttle Tracks and Access Panels	22	108	12 5/8	142	24	AM7-WTP-SH-22108	\$3,455
	22	90	12 5/8	120	20	AM7-WTP-SH-2290	\$3,261
	22	72	12 5/8	95	16	AM7-WTP-SH-2272	\$2,678
	22	60	12 5/8	80	13	AM7-WTP-SH-2260	\$2,494



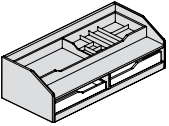
- use with one-high lateral files
- must be used between modular tower units or two-high units
- internal wire pass thru
- cantilever bracket included
- recommend wall attachment
- access outlet 24" AFF (Above Finished Floor)

Storage Shuttle	16	36	10 1/8	26	5	AM9-SHU-9-1636	\$546
	16	30	10 1/8	22	4	AM9-SHU-9-1630	\$536

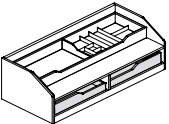


- must use with shuttle top
- available in painted finishes only

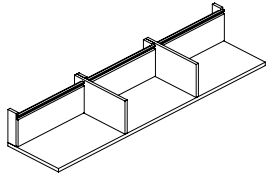
Piling Shuttle	16	36	10 1/8	48	5	AM9-SHU-PM-1636	\$1,339
	16	30	10 1/8	37	4	AM9-SHU-PM-1630	\$1,271



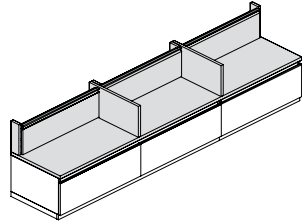
- must use with shuttle top
- shuttle and organizer trays available in painted finishes only
- paper trays available in wood or painted finishes
- -1636 consists of (1) organizer tray and (2) legal paper trays
- -1630 consists of (1) organizer tray and (2) letter paper trays



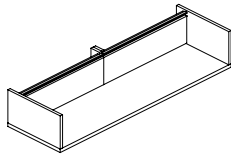
Description	D	W	H	CTN WT	CU FT	① Model	List Price
Kneespace Access Panel with 22" d Extensions, Partial Height with Workwall Top	22	108	12 5/8	150	24	AM7-WTP-EX-22108	\$2,946
	22	90	12 5/8	124	20	AM7-WTP-EX-22290	\$2,767



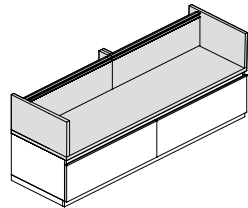
- use with one-high pedestals
- doors flip down for access to the wall
- internal wire pass thru
- access outlet 24" AFF (Above Finished Floor)
- due to back construction unit is intended to sit against wall for wall access
- 22" d extensions



Kneespace Access Panel with 22" d Extensions, Partial Height with Workwall Top	22	72	12 5/8	95	16	AM7-WTP-EX-2272	\$2,410
	22	60	12 5/8	86	13	AM7-WTP-EX-22260	\$2,295



- use with one-high pedestals
- doors flip down for access to the wall
- internal wire pass thru
- access outlet 24" AFF (Above Finished Floor)
- due to back construction unit is intended to sit against wall for wall access
- 22" d extensions



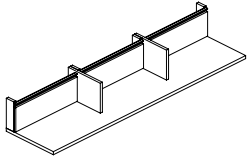
**To Order, Specify:**

- ① Model Number
- ② Wood Species on Top - Makore (MK2), Maple (MA2), Walnut (WA2) or Double Cut (DC1) (see page 32)
- ③ Finish Color for Top (see page 32)
- ④ Finish Color for Chassis/Door Front
  - a.) Same as Top
  - b.) Paint (see page 32)

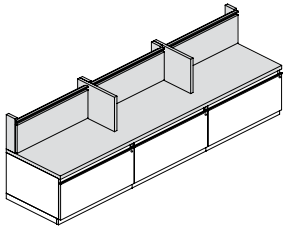
Note: Only one wood finish and one paint color can be specified per unit



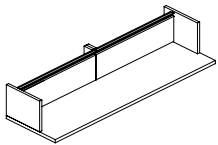
Description	D	W	H	CTN WT	CU FT	① Model	List Price
Kneespace Access Panel with 15" d Extensions, Partial Height with Workwall Top	22	108	12 5/8	145	24	AM7-WTP-ES-22108	\$2,893
	22	90	12 5/8	119	20	AM7-WTP-ES-2290	\$2,715



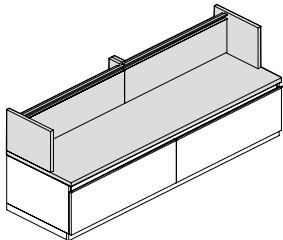
- use with one-high pedestals
- doors flip down for access to the wall
- internal wire pass thru
- access outlet 24" AFF (Above Finished Floor)
- due to back construction unit is intended to sit against wall for wall access
- 15" d extensions



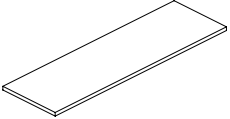
Kneespace Access Panel with 15" d Extensions, Partial Height with Workwall Top	22	72	12 5/8	95	16	AM7-WTP-ES-2272	\$2,358
	22	60	12 5/8	81	13	AM7-WTP-ES-2260	\$2,242



- use with one-high pedestals
- doors flip down for access to the wall
- internal wire pass thru
- access outlet 24" AFF (Above Finished Floor)
- due to back construction unit is intended to sit against wall for wall access
- 15" d extensions



APOGEE™

Description	D	W	H	CTN WT	CU FT	① Model	List Price
22" d Workwall Top  	22	120	1 1/8	89	7	AM7-WTU-1-22120	\$1,633
	22	114	1 1/8	85	7	AM7-WTU-1-22114	\$1,570
	22	108	1 1/8	80	6	AM7-WTU-1-22108	\$1,507
	22	102	1 1/8	76	6	AM7-WTU-1-22102	\$1,444
	22	96	1 1/8	71	6	AM7-WTU-1-2296	\$1,381
	22	90	1 1/8	67	5	AM7-WTU-1-2290	\$1,318
	22	84	1 1/8	62	5	AM7-WTU-1-2284	\$1,213
	22	78	1 1/8	58	5	AM7-WTU-1-2278	\$1,150
	22	72	1 1/8	53	4	AM7-WTU-1-2272	\$1,087
	22	66	1 1/8	49	4	AM7-WTU-1-2266	\$1,024
	22	60	1 1/8	45	4	AM7-WTU-1-2260	\$961
	22	54	1 1/8	40	3	AM7-WTU-1-2254	\$898
	22	48	1 1/8	36	3	AM7-WTU-1-2248	\$835
	22	42	1 1/8	32	3	AM7-WTU-1-2242	\$772
	22	36	1 1/8	27	2	AM7-WTU-1-2236	\$709
22	30	1 1/8	23	2	AM7-WTU-1-2230	\$646	

• long grain veneer direction

APOGEE™

**To Order, Specify:**

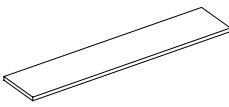
**Access Panel**

- ① Model Number
- ② Wood Species on Top - Makore (MK2), Maple (MA2), Walnut (WA2) or Double Cut (DC1) (see page 32)
- ③ Finish Color for Top (see page 32)
- ④ Finish Color for Chassis/Door Front
  - a.) Same as Top
  - b.) Paint (see page 32)

**Workwall Top**

- ① Model Number
- ② Wood Species - Makore (MK2), Maple (MA2), Walnut (WA2) or Double Cut (DC1) (see page 32)
- ③ Finish Color (see page 32)

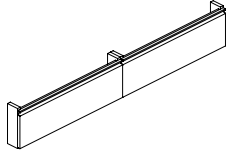
Note: Only one wood finish and one paint color can be specified per unit

Description	D	W	H	CTN WT	CU FT	① Model	List Price
15"d Workwall Top 	15	120	1 7/8	61	5	AM7-WTU-1-15120	\$1,287
	15	114	1 7/8	58	5	AM7-WTU-1-15114	\$1,245
	15	108	1 7/8	55	4	AM7-WTU-1-15108	\$1,203
	15	102	1 7/8	52	4	AM7-WTU-1-15102	\$1,161
	15	96	1 7/8	49	4	AM7-WTU-1-1596	\$1,119
	15	90	1 7/8	46	4	AM7-WTU-1-1590	\$1,077
	15	84	1 7/8	43	3	AM7-WTU-1-1584	\$993
	15	78	1 7/8	40	3	AM7-WTU-1-1578	\$951
	15	72	1 7/8	37	3	AM7-WTU-1-1572	\$909
	15	66	1 7/8	34	3	AM7-WTU-1-1566	\$867
	15	60	1 7/8	31	3	AM7-WTU-1-1560	\$825
	15	54	1 7/8	28	2	AM7-WTU-1-1554	\$783
	15	48	1 7/8	25	2	AM7-WTU-1-1548	\$741
	15	42	1 7/8	22	2	AM7-WTU-1-1542	\$699
	15	36	1 7/8	19	2	AM7-WTU-1-1536	\$657
	15	30	1 7/8	15	1	AM7-WTU-1-1530	\$615

· long grain veneer direction

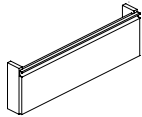
APOGEE™

Description	D	W	H	CTN WT	CU FT	① Model	List Price
Kneespace Access Panel, Partial Height	4	72	11 ½	33	4	AM7-PAS-1-0472	\$1,628
	4	60	11 ½	29	3	AM7-PAS-1-0460	\$1,449

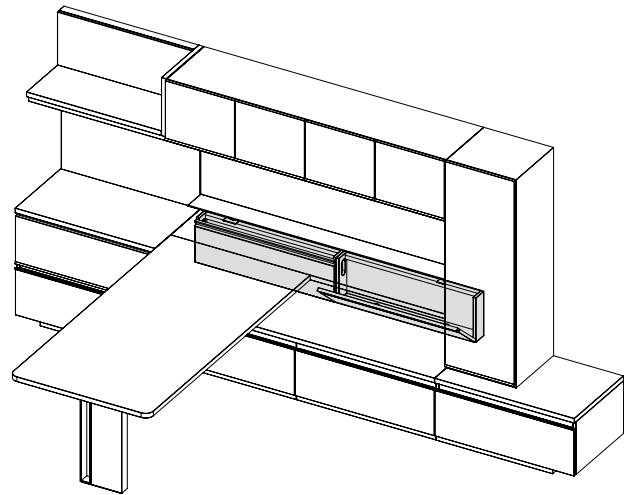


- use with one-high pedestals
- doors flip down for access to the wall
- internal wire pass thru
- cantilever bracket included
- recommended wall attachment
- access outlet 24" AFF (Above Finished Floor)

Description	D	W	H	CTN WT	CU FT	① Model	List Price
Kneespace Access Panel, Partial Height	4	36	11 ½	17	2	AM7-PAS-1-0436	\$1,092
	4	30	11 ½	15	2	AM7-PAS-1-0430	\$1,003
	4	18	11 ½	11	1	AM7-PAS-1-0418	\$914



- use with one-high pedestals
- door flips down for access to the wall
- recommended wall attachment
- access outlet 24" AFF (Above Finished Floor)



**To Order, Specify:**

**Workwall Top**

- ① Model Number
- ② Wood Species - Makore (MK2), Maple (MA2), Walnut (WA2) or Double Cut (DC1) (see page 32)
- ③ Finish Color (see page 32)

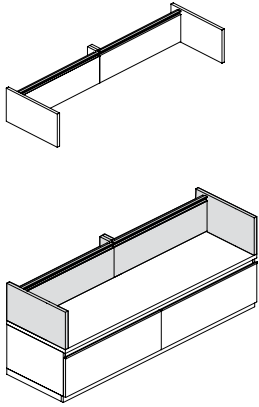
**Access Panel**

- ① Model Number
- ② Wood Species or Paint - Makore (MK2), Maple (MA2), Walnut (WA2), Double Cut (DC1) or Paint (PNT) (see page 32)
- ③ Finish Color (see page 32)

Note: Only one wood finish and one paint color can be specified per unit

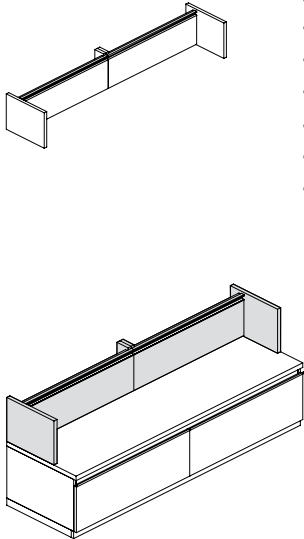
**Modular**

Description	D	W	H	CTN WT	CU FT	① Model	List Price
Kneespace Access Panel with 22"d Extensions, Partial Height	22	72	11 ½	48	15	<b>AM7-PAS-EX-2272</b>	<b>\$2,179</b>
	22	60	11 ½	43	15	<b>AM7-PAS-EX-2260</b>	<b>\$2,001</b>



- use with 22"d worksurface top
- use with one-high pedestals with outside support units
- doors flip down for access to the wall
- wire pass thru to allow access to the next unit
- access outlet 24" AFF (Above Finished Floor)
- top mounting brackets included
- due to back construction unit is intended to sit against the wall for wall access

Kneespace Access Panel with 15"d Extensions, Partial Height	15	72	11 ½	41	11	<b>AM7-PAS-ES-1572</b>	<b>\$2,127</b>
	15	60	11 ½	36	9	<b>AM7-PAS-ES-1560</b>	<b>\$1,948</b>

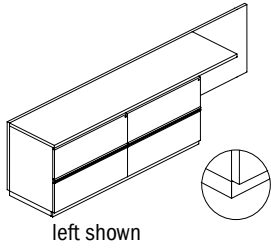


- use with 15"d worksurface top
- use with one-high pedestals with outside support units
- doors flip down for access to the wall
- wire pass thru to allow access to the next unit
- access outlet 24" AFF (Above Finished Floor)
- top mounting brackets included
- due to back construction unit is intended to sit against the wall for wall access

APOGEE™

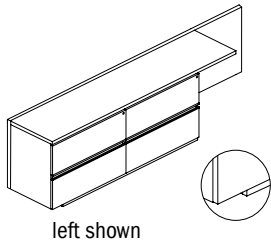
Modular

Description	D	W	H	CTN WT	CU FT	① Model	List Price
Two-High Run-Off Lateral File Credenza with Flush Base	23	90	29 ½	475	43	AM2-ROC-7-2390R	\$3,429
	23	90	29 ½	475	43	AM2-ROC-7-2390L	\$3,429



- use with 22" d workwall & kneespace access panel
- base is flush
- four 36" w lateral files
- pedestal front locking
- adjustable levelers/glides
- grommet available, specify and add \$79 list each; see page 45
- kneespace height: 28 ¼"
- kneespace width: 18"

Two-High Run-Off Lateral File Credenza with Inset Base	23	90	29 ½	472	43	AM2-ROC-7R-2390R	\$3,429
	23	90	29 ½	472	43	AM2-ROC-7L-2390L	\$3,429



- use with 22" d workwall & kneespace access panel
- base is inset on one side
- four 36" w lateral files
- pedestal front locking
- adjustable levelers/glides
- grommet available, specify and add \$79 list each; see page 45
- kneespace height: 28 ¼"
- kneespace width: 18"

To Order, Specify:

Access Panel

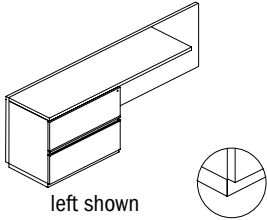
- ① Model Number
- ② Wood Species or Paint - Makore (MK2), Maple (MA2), Walnut (WA2), Double Cut (DC1) or Paint (PNT) (see page 32)
- ③ Finish Color (see page 32)

Credenza

- ① Model Number
- ② Wood Species on Top - Makore (MK2), Maple (MA2) Walnut (WA2) or Double Cut (DC1) (see page 32)
- ③ Finish Color for Top (see page 32)
- ④ Finish Color for Chassis/Drawer Fronts
  - a.) Same as Top
  - b.) Paint (see page 32)
- ⑤ Finish Color for Base
  - a.) Same as Top
  - b.) Same as Chassis/Drawer Fronts or Paint (see page 32)

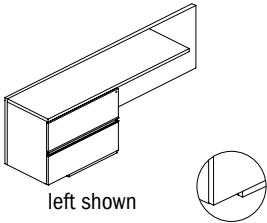
Note: Only one wood finish and one paint color can be specified per unit

Description	D	W	H	CTN WT	CU FT	① Model	List Price
Two-High Run-Off Lateral File Credenza with Flush Base	23	72	29½	299	35	AM2-ROC-7-2372R	\$3,114
	23	72	29½	299	35	AM2-ROC-7-2372L	\$3,114
	23	66	29½	261	32	AM2-ROC-7-2366R	\$3,072
	23	66	29½	261	32	AM2-ROC-7-2366L	\$3,072

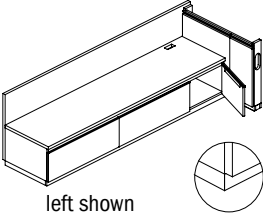


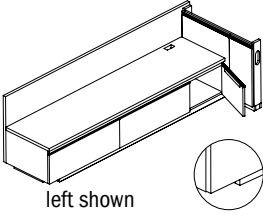
- use with 22"d workwall & kneespace access panel
- base is flush
- pedestal front locking
- adjustable levelers/glides
- grommet available, specify and add \$79 list each; see page 45
- kneespace height: 28 ¼"
- kneespace width: 36"
- -2372 lateral files: 36"w
- -2366 lateral files: 30"w

Two-High Run-Off Lateral File Credenza with Inset Base	23	72	29½	295	35	AM2-ROC-7R-2372R	\$3,114
	23	72	29½	295	35	AM2-ROC-7L-2372L	\$3,114
	23	66	29½	258	32	AM2-ROC-7R-2366R	\$3,072
	23	66	29½	258	32	AM2-ROC-7L-2366L	\$3,072



- use with 22"d workwall & kneespace access panel
- base is inset on one side
- pedestal front locking
- adjustable levelers/glides
- grommet available, specify and add \$79 list each; see page 45
- kneespace height: 28 ¼"
- kneespace width: 36"
- -2372 lateral files: 36"w
- -2366 lateral files: 30"w

Description	D	W	H	CTN WT	CU FT	① Model	List Price No Cushion	List Price With Cushion
One-High Run-Off Credenza with Access Door and Flush Base	37	94	29 ½	466	67	AM2-ROC-8-3790R	\$4,804	COM \$5,025
	37	94	29 ½	466	67	AM2-ROC-8-3790L		A \$5,037
 <p>left shown</p> <ul style="list-style-type: none"> <li>• base is flush</li> <li>• two 36" w lateral files</li> <li>• one hinged door</li> <li>• pedestal front locking</li> <li>• surface grommet</li> <li>• wire pass thru hole to allow access to the next unit</li> <li>• adjustable levelers/glides</li> <li>• bench height: 16 7/8"</li> <li>• optional 36" w cushion</li> <li>• com: 1 ¼</li> <li>• col sq ft: 22</li> </ul>								B \$5,061
								COL/C \$5,105
								D \$5,160
								E \$5,215
								F \$5,300
								G \$5,392
								H \$5,490
								I \$5,642
								J \$5,826
								L1 \$5,459
							L2 \$5,569	

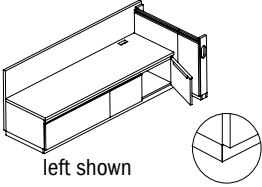
Description	D	W	H	CTN WT	CU FT	① Model	List Price No Cushion	List Price With Cushion
One-High Run-Off Credenza with Access Door and Inset Base	37	94	29 ½	449	67	AM2-ROC-8R-3790R	\$4,804	COM \$5,025
	37	94	29 ½	449	67	AM2-ROC-8L-3790L		A \$5,037
 <p>left shown</p> <ul style="list-style-type: none"> <li>• base is inset on one side</li> <li>• two 36" w lateral files</li> <li>• one hinged door</li> <li>• pedestal front locking</li> <li>• surface grommet</li> <li>• wire pass thru hole to allow access to the next unit</li> <li>• adjustable levelers/glides</li> <li>• bench height: 16 7/8"</li> <li>• optional 36" w cushion</li> <li>• com: 1 ¼</li> <li>• col sq ft: 22</li> </ul>								B \$5,061
								COL/C \$5,105
								D \$5,160
								E \$5,215
								F \$5,300
								G \$5,392
								H \$5,490
								I \$5,642
								J \$5,826
								L1 \$5,459
							L2 \$5,569	

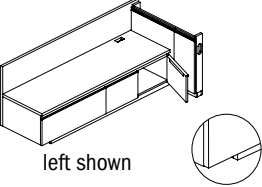
**To Order, Specify:**

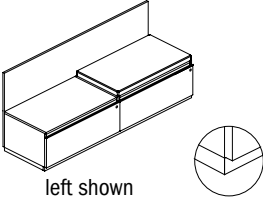
- ① Model Number
- ② Wood Species on Top - Makore (MK2), Maple (MA2), Walnut (WA2) or Double Cut (DC1) (see page 32)
- ③ Finish Color for Top (see page 32)
- ④ Finish Color for Chassis/Drawer/Door Fronts
  - a.) Same as Top
  - b.) Paint (see page 32)
- ⑤ Finish Color for Base
  - a.) Same as Top
  - b.) Same as Chassis/Drawer/Door Fronts or Paint Color (see page 32)
- ⑥ Fabric - vendor, pattern, color

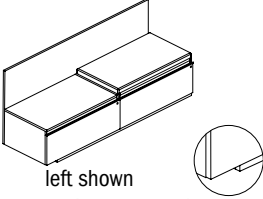
Note: Only one wood finish and one paint color can be specified per unit



Description	D	W	H	CTN WT	CU FT	① Model	List Price No Cushion	List Price With Cushion
One-High Run-Off Credenza with Access Door and Flush Base	37	76	29 ½	389	54	AM2-ROC-8-3772R	\$4,174	COM \$4,395
	37	76	29 ½	389	54	AM2-ROC-8-3772L		A \$4,407
 <ul style="list-style-type: none"> <li>· base is flush</li> <li>· one 36" w lateral file</li> <li>· one 18" w file drawer</li> <li>· one 18" w hinged door</li> <li>· pedestal front locking</li> <li>· surface grommet</li> <li>· wire pass thru hole to allow access to the next unit</li> <li>· adjustable levelers/glides</li> <li>· bench height: 16 7/8"</li> <li>· optional 36" w cushion</li> <li>· com ydg: 1 ¼</li> <li>· col sq ft: 22</li> </ul>								B \$4,431
								COL/C \$4,475
								D \$4,530
								E \$4,585
								F \$4,670
								G \$4,762
								H \$4,860
								I \$5,012
								J \$5,196
								L1 \$4,829
								L2 \$4,939

One-High Run-Off Credenza with Access Door and Inset Base	37	76	29 ½	373	54	AM2-ROC-8R-3772R	\$4,174	COM \$4,395
	37	76	29 ½	373	54	AM2-ROC-8L-3772L		A \$4,407
 <ul style="list-style-type: none"> <li>· inset base one side</li> <li>· one 36" w lateral file</li> <li>· one 18" w file drawer</li> <li>· one 18" w hinged door</li> <li>· pedestal front locking</li> <li>· surface grommet</li> <li>· wire pass thru hole to allow access to the next unit</li> <li>· adjustable levelers/glides</li> <li>· bench height: 16 7/8"</li> <li>· optional 36" w cushion</li> <li>· com ydg: 1 ¼</li> <li>· col sq ft: 22</li> </ul>								B \$4,431
								COL/C \$4,475
								D \$4,530
								E \$4,585
								F \$4,670
								G \$4,762
								H \$4,860
								I \$5,012
								J \$5,196
								L1 \$4,829
								L2 \$4,939

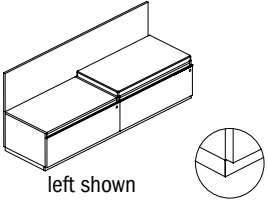
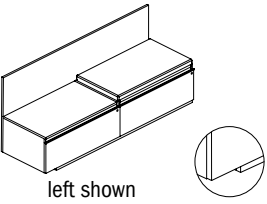
Description	D	W	H	CTN WT	CU FT	① Model	List Price No Cushion	List Price With Cushion
One-High Run-Off Credenza with Flush Base	23 ¼	72	29 ½	326	35	AP6-STC-1-2272R	\$3,544	COM \$3,765
	23 ¼	72	29 ½	326	35	AP6-STC-1-2272L		A \$3,777
 <p>left shown cushion optional</p> <ul style="list-style-type: none"> <li>• base is flush</li> <li>• 36" w lateral files</li> <li>• pedestal front locking</li> <li>• adjustable levelers/glides</li> <li>• bench height: 16 7/8"</li> <li>• optional 36" w cushion</li> <li>• com ydg: 1 ¼</li> <li>• col sq ft: 22</li> </ul>								B \$3,801
								COL/C \$3,845
								D \$3,900
								E \$3,955
								F \$4,040
								G \$4,132
								H \$4,230
								I \$4,382
								J \$4,566
								L1 \$4,199
							L2 \$4,309	

One-High Run-Off Credenza with Inset Base	23 ¼	72	29 ½	323	35	AP6-STC-1R-2272R	\$3,544	COM \$3,765
	23 ¼	72	29 ½	323	35	AP6-STC-1L-2272L		A \$3,777
 <p>left shown cushion optional</p> <ul style="list-style-type: none"> <li>• base is inset on one side</li> <li>• 36" w lateral files</li> <li>• pedestal front locking</li> <li>• adjustable levelers/glides</li> <li>• bench height: 16 7/8"</li> <li>• optional 36" w cushion</li> <li>• com ydg: 1 ¼</li> <li>• col sq ft: 22</li> </ul>								B \$3,801
								COL/C \$3,845
								D \$3,900
								E \$3,955
								F \$4,040
								G \$4,132
								H \$4,230
								I \$4,382
								J \$4,566
								L1 \$4,199
							L2 \$4,309	

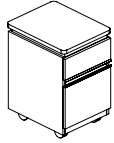
**To Order, Specify:**

- ① Model Number
- ② Wood Species on Top - Makore (MK2), Maple (MA2), Walnut (WA2) or Double Cut (DC1) (see page 32)
- ③ Finish Color for Top (see page 32)
- ④ Finish Color for Chassis/Drawer/Door Fronts
  - a.) Same as Top
  - b.) Paint (see page 32)
- ⑤ Finish Color for Base
  - a.) Same as Top
  - b.) Same as Chassis/Drawer/Door Fronts or Paint Color (see page 32)
- ⑥ Fabric - vendor, pattern, color

Note: Only one wood finish and one paint color can be specified per unit

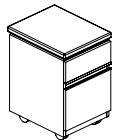
Description	D	W	H	CTN WT	CU FT	① Model	List Price No Cushion	List Price With Cushion
One-High Run-Off Credenza with Flush Base	23 ¼	60	29 ½	274	29	<b>AP6-STC-1-2260R</b>	\$3,439	COM \$3,660
	23 ¼	60	29 ½	274	29	<b>AP6-STC-1-2260L</b>		A \$3,672
 <p>left shown cushion optional</p> <ul style="list-style-type: none"> <li>· base is flush</li> <li>· 30" w lateral files</li> <li>· pedestal front locking</li> <li>· adjustable levelers/glides</li> <li>· bench height: 16 7/8"</li> <li>· optional 30" w cushion</li> <li>· com ydg: 1 ¼</li> <li>· col sq ft: 22</li> </ul>								B \$3,696
								COL/C \$3,740
								D \$3,795
								E \$3,850
								F \$3,935
								G \$4,027
								H \$4,125
								I \$4,277
								J \$4,461
								L1 \$4,094
								L2 \$4,204
	One-High Run-Off Credenza with Inset Base	23 ¼	60	29 ½	271	29	<b>AP6-STC-1R-2260R</b>	\$3,439
23 ¼		60	29 ½	271	29	<b>AP6-STC-1L-2260L</b>	A \$3,672	
 <p>left shown cushion optional</p> <ul style="list-style-type: none"> <li>· base is inset on one side</li> <li>· 30" w lateral files</li> <li>· pedestal front locking</li> <li>· adjustable levelers/glides</li> <li>· bench height: 16 7/8"</li> <li>· optional 30" w cushion</li> <li>· com ydg: 1 ¼</li> <li>· col sq ft: 22</li> </ul>								B \$3,696
								COL/C \$3,740
								D \$3,795
								E \$3,850
								F \$3,935
								G \$4,027
								H \$4,125
								I \$4,277
								J \$4,461
								L1 \$4,094
								L2 \$4,204

Description	D	W	H	CTN WT	CU FT	① Model	List Price
Utility/File Mobile Pedestal	16	22	23 ¼	95	7	AP6-MBP-1-2216	\$1,350



- utility drawer with box drawer front
- soft close drawers
- pedestal front locking

Description	D	W	H	CTN WT	CU FT	① Model	List Price Per Grade
Utility/File Mobile Pedestal with Cushion Top	16	22	23 ¼	95	7	AP6-MBP-C-2216	COM \$1,369



- utility drawer with box drawer front
- soft close drawers
- pedestal front locking
- cushion top
- com ydg: 1
- col sq ft: 15

- A \$1,379
- B \$1,398
- COL/C \$1,433
- D \$1,477
- E \$1,521
- F \$1,589
- G \$1,663
- H \$1,740
- I \$1,863
- J \$2,009
- L1 \$1,716
- L2 \$1,804

**To Order, Specify:**

**Credenza**

- ① Model Number
- ② Wood Species on Top - Makore (MK2), Maple (MA2), Walnut (WA2) or Double Cut (DC1) (see page 32)
- ③ Finish Color for Top (see page 32)
- ④ Finish Color for Chassis/Drawer Fronts
  - a.) Same as Top
  - b.) Paint (see page 32)
- ⑤ Finish Color for Base
  - a.) Same as Top
  - b.) Same as Chassis/Drawer Fronts or Paint Color (see page 32)
- ⑥ Fabric - vendor, pattern, color

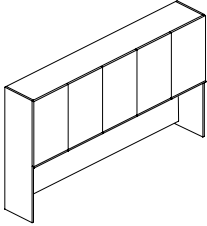

**Mobile Pedestal**

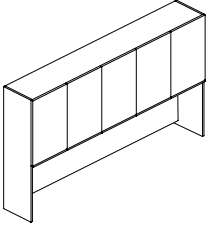

- ① Model Number
- ② Wood Species on Top - Makore (MK2), Maple (MA2), Walnut (WA2) or Double Cut (DC1), (see page 32)
  - a.) Finish Color for Top, (see page 32)
- ③ Finish Color for Chassis/Drawer Fronts
  - a.) Same as Top
  - b.) Paint (see page 32)

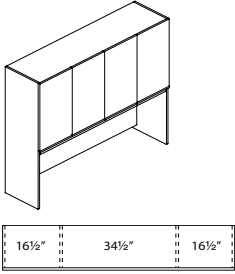
**Mobile Pedestal with Cushion Top**

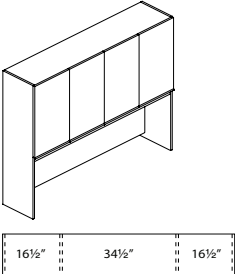
- ① Model Number
- ② Cushion
  1. Fabric - vendor, pattern, color
- ③ Chassis/Drawer Front Species - Makore (MK2), Maple (MA2), Walnut (WA2), Double Cut (DC1) or Paint (PNT), (see page 32)
- ④ Finish Color for Chassis/Drawer Fronts (see page 32)

Note: Only one wood finish and one paint color can be specified per unit

Description	D	W	H	CTN WT	CU FT	① Model	List Price
<b>18" d Double Height Storage Overhead Cabinet with 5 Doors</b>	18	90	56	383	63	<b>AP4-BOT-1D-1890R</b>	<b>VENEER PANEL \$5,250</b>
	18	90	56	383	63	<b>AP4-BOT-1D-1890L</b>	<b>PAINT PANEL \$5,250</b>
  left shown	<ul style="list-style-type: none"> <li>· chassis and doors available in veneer or paint or veneer/paint combination</li> <li>· required insert panel available in veneer, paint, magnetic back painted white glass or fabric, indicate selection on order and select appropriate list price</li> <li>· aluminum mini shelf available, specify and add \$819 list</li> <li>· glass insert panel has a thin aluminum frame</li> <li>· pack of 6 magnets come with magnetic glass option</li> <li>· task lights available, see page 643</li> <li>· 1 1/2" wire access bottom across the bottom of back panel</li> <li>· legal depth</li> <li>· soft close hinge doors</li> <li>· adjustable shelves</li> <li>· aluminum valance rail</li> <li>· finished, flush back panel</li> <li>· fabric is railroaded</li> <li>· locking doors available, specify and add \$315 list</li> <li>· compartment height: 28 1/2"</li> <li>· compartment depth: 16 1/2"</li> <li>· worksurface to valance rail: 24 1/2"</li> <li>· com ydg: 2 3/4"</li> </ul>						<b>GLASS PANEL \$7,200</b> <b>FABRIC PANEL</b> <b>COM \$5,914</b> <b>A \$5,941</b> <b>B \$5,995</b> <b>C \$6,089</b> <b>D \$6,210</b> <b>E \$6,331</b> <b>F \$6,520</b> <b>G \$6,722</b> <b>H \$6,936</b> <b>I \$7,272</b> <b>J \$7,675</b>

Description	D	W	H	CTN WT	CU FT	① Model	List Price
<b>15" d Double Height Storage Overhead Cabinet with 5 Doors</b>	15	90	56	355	53	<b>AP4-BOT-1-1590R</b>	<b>VENEER PANEL \$5,145</b>
	15	90	56	355	53	<b>AP4-BOT-1-1590L</b>	<b>PAINT PANEL \$5,145</b>
  left shown	<ul style="list-style-type: none"> <li>· chassis and doors available in veneer or paint or veneer/paint combination</li> <li>· required insert panel available in veneer, paint, magnetic back painted white glass or fabric, indicate selection on order and select appropriate list price</li> <li>· aluminum mini shelf available, specify and add \$819 list</li> <li>· glass insert panel has a thin aluminum frame</li> <li>· pack of 6 magnets come with magnetic glass option</li> <li>· task lights available, see page 643</li> <li>· 1 1/2" wire access bottom across the bottom of back panel</li> <li>· letter depth</li> <li>· soft close hinge doors</li> <li>· adjustable shelves</li> <li>· aluminum valance rail</li> <li>· finished, flush back panel</li> <li>· fabric is railroaded</li> <li>· locking doors available, specify and add \$315 list</li> <li>· compartment height: 28 1/2"</li> <li>· compartment depth: 13 1/2"</li> <li>· worksurface to valance rail: 24 1/2"</li> <li>· com ydg: 2 3/4"</li> </ul>						<b>GLASS PANEL \$7,095</b> <b>FABRIC PANEL</b> <b>COM \$5,809</b> <b>A \$5,836</b> <b>B \$5,890</b> <b>C \$5,984</b> <b>D \$6,105</b> <b>E \$6,226</b> <b>F \$6,415</b> <b>G \$6,617</b> <b>H \$6,831</b> <b>I \$7,167</b> <b>J \$7,570</b>

Description	D	W	H	CTN WT	CU FT	① Model	List Price	
<b>18" d Double Height Storage Overhead Cabinet with 4 Doors</b>	18	72	56	321	51	<b>AP4-BOT-1D-1872</b>	<b>VENEER PANEL \$4,641</b>	
 <ul style="list-style-type: none"> <li>· chassis and doors available in veneer or paint or veneer/paint combination</li> <li>· required insert panel available in veneer, paint, magnetic back painted white glass or fabric, indicate selection on order and select appropriate list price</li> <li>· aluminum mini shelf available, specify and add \$783 list</li> <li>· glass insert panel has a thin aluminum frame</li> <li>· pack of 6 magnets come with magnetic glass option</li> <li>· task lights available, see page 643</li> <li>· 1 1/2" wire access bottom across the bottom of back panel</li> <li>· legal depth</li> <li>· soft close hinge doors</li> <li>· adjustable shelves</li> <li>· aluminum valance rail</li> <li>· finished, flush back panel</li> <li>· fabric is railroaded</li> <li>· locking doors available, specify and add \$315 list</li> <li>· compartment height: 28 1/2"</li> <li>· compartment depth: 16 1/2"</li> <li>· worksurface to valance rail: 24 1/2"</li> <li>· com ydg: 2 1/4"</li> </ul>							<b>PAINT PANEL \$4,641</b>	
								<b>GLASS PANEL \$6,282</b>
								<b>FABRIC PANEL</b>
								<b>COM \$5,154</b>
								<b>A \$5,177</b>
								<b>B \$5,220</b>
								<b>C \$5,298</b>
								<b>D \$5,396</b>
								<b>E \$5,495</b>
								<b>F \$5,649</b>
							<b>G \$5,814</b>	
							<b>H \$5,990</b>	
							<b>I \$6,265</b>	
							<b>J \$6,594</b>	

<b>15" d Double Height Storage Overhead Cabinet with 4 Doors</b>	15	72	56	297	43	<b>AP4-BOT-1-1572</b>	<b>VENEER PANEL \$4,536</b>	
 <ul style="list-style-type: none"> <li>· chassis and doors available in veneer or paint or veneer/paint combination</li> <li>· required insert panel available in veneer, paint, magnetic back painted white glass or fabric, indicate selection on order and select appropriate list price</li> <li>· aluminum mini shelf available, specify and add \$783 list</li> <li>· glass insert panel has a thin aluminum frame</li> <li>· pack of 6 magnets come with magnetic glass option</li> <li>· task lights available, see page 643</li> <li>· 1 1/2" wire access bottom across the bottom of back panel</li> <li>· letter depth</li> <li>· soft close hinge doors</li> <li>· adjustable shelves</li> <li>· aluminum valance rail</li> <li>· finished, flush back panel</li> <li>· fabric is railroaded</li> <li>· locking doors available, specify and add \$315 list</li> <li>· compartment height: 28 1/2"</li> <li>· compartment depth: 13 1/2"</li> <li>· worksurface to valance rail: 24 1/2"</li> <li>· com ydg: 2 1/4"</li> </ul>							<b>PAINT PANEL \$4,536</b>	
								<b>GLASS PANEL \$6,177</b>
								<b>FABRIC PANEL</b>
								<b>COM \$5,049</b>
								<b>A \$5,072</b>
								<b>B \$5,115</b>
								<b>C \$5,193</b>
								<b>D \$5,291</b>
								<b>E \$5,390</b>
								<b>F \$5,544</b>
							<b>G \$5,709</b>	
							<b>H \$5,885</b>	
							<b>I \$6,160</b>	
							<b>J \$6,489</b>	

**To Order, Specify:**

① Model Number

② Finish Application

a.) All Veneer

- 1.) Wood Species - Makore (MK2), Maple (MA2), Walnut (WA2) or Double Cut (DC1) (see page 32)

a.) Finish Color (see page 32)

b.) All Paint (PNT)

- 1.) Paint Color (see page 32)

c.) Veneer/Paint Combination

- 1.) Chassis Wood Species/Paint - Makore (MK2), Maple (MA2), Walnut (WA2), Double Cut (DC1) or Paint (PNT) (see page 32)

a.) Finish Color for Chassis (see page 32)

- 2.) Door Wood Species/Paint - Makore (MK2), Maple (MA2), Walnut (WA2), Double Cut (DC1) or Paint (PNT) (see page 32)

a.) Finish Color for Door (see page 32)

③ Insert Panel

a.) Veneer

- 1.) Wood Species - Makore (MK2), Maple (MA2), Walnut (WA2) or Double Cut (DC1) (see page 32)
- A. Finish Color (see page 32)

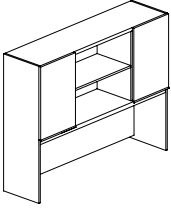

b.) Paint (PNT)

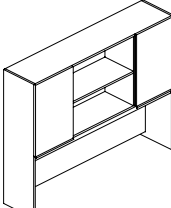

- 1.) Paint Color (see page 32)

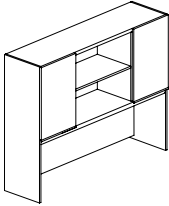

c.) Back Painted Magnetic Glass

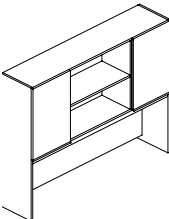

d.) Fabric - vendor, pattern, color

Note: Only one wood finish and one paint color can be specified per unit

Description	D	W	H	CTN WT	CU FT	① Model	List Price	
<b>18"d Double Height Storage Overhead Cabinet with 2 Doors and Open Center Shelf</b>  	18	66	56	279	46	<b>AP4-BOT-4D-1866</b>	<b>VENEER PANEL \$3,938</b>	
	<ul style="list-style-type: none"> <li>· chassis and doors available in veneer or paint or veneer/paint combination</li> <li>· required insert panel available in veneer, paint, magnetic back painted white glass or fabric, indicate selection on order and select appropriate list price</li> <li>· aluminum mini shelf available, specify and add \$746</li> <li>· glass insert panel has a thin aluminum frame</li> <li>· pack of 6 magnets come with magnetic glass option</li> <li>· task lights available, see page 643</li> <li>· 1 1/2" wire access bottom across the bottom of back panel</li> <li>· legal depth</li> <li>· soft close hinge doors</li> <li>· adjustable shelves</li> <li>· aluminum valance rail</li> <li>· finished, flush back panel</li> <li>· fabric is railroaded</li> <li>· locking doors available, specify and add \$210 list</li> <li>· compartment height: 28 1/2"</li> <li>· compartment depth: 16 1/2"</li> <li>· worksurface to valance rail: 24 1/2"</li> <li>· com ydg: 2</li> </ul>							<b>PAINT PANEL \$3,938</b>
								<b>GLASS PANEL \$5,359</b>
								<b>FABRIC PANEL</b>
								<b>COM \$4,438</b>
								<b>A \$4,458</b>
								<b>B \$4,497</b>
								<b>C \$4,566</b>
								<b>D \$4,653</b>
								<b>E \$4,741</b>
								<b>F \$4,878</b>
								<b>G \$5,025</b>
								<b>H \$5,181</b>
							<b>I \$5,426</b>	
							<b>J \$5,719</b>	

<b>15"d Double Height Storage Overhead Cabinet with 2 Doors and Open Center Shelf</b>  	15	66	56	256	39	<b>AP4-BOT-4-1566</b>	<b>VENEER PANEL \$3,833</b>	
	<ul style="list-style-type: none"> <li>· chassis and doors available in veneer or paint or veneer/paint combination</li> <li>· required insert panel available in veneer, paint, magnetic back painted white glass or fabric, indicate selection on order and select appropriate list price</li> <li>· aluminum mini shelf available, specify and add \$746</li> <li>· glass insert panel has a thin aluminum frame</li> <li>· pack of 6 magnets come with magnetic glass option</li> <li>· task lights available, see page 643</li> <li>· 1 1/2" wire access bottom across the bottom of back panel</li> <li>· letter depth</li> <li>· soft close hinge doors</li> <li>· adjustable shelves</li> <li>· aluminum valance rail</li> <li>· finished, flush back panel</li> <li>· fabric is railroaded</li> <li>· locking doors available, specify and add \$210 list</li> <li>· compartment height: 28 1/2"</li> <li>· compartment depth: 13 1/2"</li> <li>· worksurface to valance rail: 24 1/2"</li> <li>· com ydg: 2</li> </ul>							<b>PAINT PANEL \$3,833</b>
								<b>GLASS PANEL \$5,254</b>
								<b>FABRIC PANEL</b>
								<b>COM \$4,333</b>
								<b>A \$4,353</b>
								<b>B \$4,392</b>
								<b>C \$4,461</b>
								<b>D \$4,548</b>
								<b>E \$4,636</b>
								<b>F \$4,773</b>
								<b>G \$4,920</b>
								<b>H \$5,076</b>
							<b>I \$5,321</b>	
							<b>J \$5,614</b>	

Description	D	W	H	CTN WT	CU FT	① Model	List Price
<b>18" d Double Height Storage Overhead Cabinet with 2 Doors and Open Center Shelf</b>  	18	60	56	261	42	<b>AP4-BOT-4D-1860</b>	<b>VENEER PANEL \$3,807</b> <b>PAINT PANEL \$3,807</b> <b>GLASS PANEL \$5,012</b> <b>FABRIC PANEL</b> <b>COM \$4,294</b> <b>A \$4,314</b> <b>B \$4,353</b> <b>C \$4,422</b> <b>D \$4,509</b> <b>E \$4,597</b> <b>F \$4,734</b> <b>G \$4,881</b> <b>H \$5,037</b> <b>I \$5,282</b> <b>J \$5,575</b>
	<ul style="list-style-type: none"> <li>chassis and doors available in veneer or paint or veneer/paint combination</li> <li>required insert panel available in veneer, paint, magnetic back painted white glass or fabric, indicate selection on order and select appropriate list price</li> <li>aluminum mini shelf available, specify and add \$704 list</li> <li>glass insert panel has a thin aluminum frame</li> <li>pack of 6 magnets come with magnetic glass option</li> <li>task lights available, see page 643</li> <li>1 1/2" wire access bottom across the bottom of back panel</li> <li>legal depth</li> <li>soft close hinge doors</li> <li>adjustable shelves</li> <li>aluminum valance rail</li> <li>finished, flush back panel</li> <li>fabric is railroaded</li> <li>locking doors available, specify and add \$210 list</li> <li>compartment height: 28 1/2"</li> <li>compartment depth: 16 1/2"</li> <li>worksurface to valance rail: 24 1/2"</li> <li>com ydg: 2</li> </ul>						

<b>15" d Double Height Storage Overhead Cabinet with 2 Doors and Open Center Shelf</b>  	15	60	56	239	36	<b>AP4-BOT-4-1560</b>	<b>VENEER PANEL \$3,702</b> <b>PAINT PANEL \$3,702</b> <b>GLASS PANEL \$4,907</b> <b>FABRIC PANEL</b> <b>COM \$4,189</b> <b>A \$4,209</b> <b>B \$4,248</b> <b>C \$4,317</b> <b>D \$4,404</b> <b>E \$4,492</b> <b>F \$4,629</b> <b>G \$4,776</b> <b>H \$4,932</b> <b>I \$5,177</b> <b>J \$5,470</b>
	<ul style="list-style-type: none"> <li>chassis and doors available in veneer or paint or veneer/paint combination</li> <li>required insert panel available in veneer, paint, magnetic back painted white glass or fabric, indicate selection on order and select appropriate list price</li> <li>aluminum mini shelf available, specify and add \$704 list</li> <li>glass insert panel has a thin aluminum frame</li> <li>pack of 6 magnets come with magnetic glass option</li> <li>task lights available, see page 643</li> <li>1 1/2" wire access bottom across the bottom of back panel</li> <li>letter depth</li> <li>soft close hinge doors</li> <li>adjustable shelves</li> <li>aluminum valance rail</li> <li>finished, flush back panel</li> <li>fabric is railroaded</li> <li>locking doors available, specify and add \$210 list</li> <li>compartment height: 28 1/2"</li> <li>compartment depth: 13 1/2"</li> <li>worksurface to valance rail: 24 1/2"</li> <li>com ydg: 2</li> </ul>						

**To Order, Specify:**

① Model Number

② Finish Application

a.) All Veneer

- 1.) Wood Species - Makore (MK2), Maple (MA2), Walnut (WA2) or Double Cut (DC1) (see page 32)

a.) Finish Color (see page 32)

b.) All Paint (PNT)

- 1.) Paint Color (see page 32)

c.) Veneer/Paint Combination

- 1.) Chassis Wood Species/Paint - Makore (MK2), Maple (MA2), Walnut (WA2), Double Cut (DC1) or Paint (PNT) (see page 32)

a.) Finish Color for Chassis (see page 32)

- 2.) Door Wood Species/Paint - Makore (MK2), Maple (MA2), Walnut (WA2), Double Cut (DC1) or Paint (PNT) (see page 32)

a.) Finish Color for Door (see page 32)

③ Insert Panel

a.) Veneer

- 1.) Wood Species - Makore (MK2), Maple (MA2), Walnut (WA2) or Double Cut (DC1) (see page 32)

a.) Finish Color (see page 32)

b.) Paint (PNT)

- 1.) Paint Color (see page 32)

c.) Back Painted Magnetic Glass

d.) Fabric - vendor, pattern, color

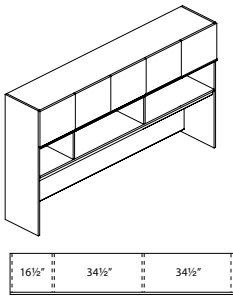
Note: Only one wood finish and one paint color can be specified per unit



Description	D	W	H	CTN WT	CU FT	① Model	List Price
18" d Double Height Storage Overhead Cabinet with 5 Doors and Open Storage	18	90	56	357	63	AP4-BOT-SD-1890R	VENEER PANEL \$4,988
	18	90	56	357	63	AP4-BOT-SD-1890L	PAINT PANEL \$4,988
							GLASS PANEL \$6,938
							FABRIC PANEL
							COM \$5,652
							A \$5,679
							B \$5,732
							C \$5,827
							D \$5,948
							E \$6,068
							F \$6,257
							G \$6,459
							H \$6,673
							I \$7,009
							J \$7,412

- chassis and doors available in veneer or paint or veneer/paint combination
- required insert panel available in veneer, paint, magnetic back painted white glass or fabric, indicate selection on order and select appropriate list price
- aluminum mini shelf available, specify and add \$819 list
- glass insert panel has a thin aluminum frame
- pack of 6 magnets come with magnetic glass option
- task lights available, see page 643
- 1 1/2" wire access bottom across the bottom of back panel
- legal depth
- soft close hinge doors
- adjustable shelves
- aluminum valance rail
- finished, flush back panel
- fabric is railroaded
- locking doors available, specify and add \$315 list
- small outside closed binder section: 16 1/2" w x 16 1/2" d x 14 1/4" h
- large closed binder section: 34 1/2" w x 16 1/2" d x 14 1/4" h
- small outside open binder section: 16 1/2" w x 16 1/2" d x 14 1/4" h
- large open binder section: 34 1/2" w x 16 1/2" d x 14 1/4" h
- worksurface to valance rail: 24 1/2"
- com ydg: 2 3/4

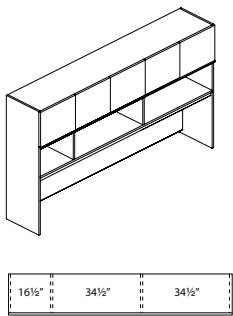


left shown

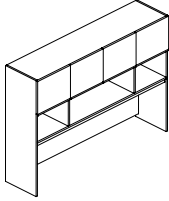

Description	D	W	H	CTN WT	CU FT	① Model	List Price
15" d Double Height Storage Overhead Cabinet with 5 Doors and Open Storage	15	90	56	329	53	AP4-BOT-S-1590R	VENEER PANEL \$4,883
	15	90	56	329	53	AP4-BOT-S-1590L	PAINT PANEL \$4,883
							GLASS PANEL \$6,833
							FABRIC PANEL
							COM \$5,547
							A \$5,574
							B \$5,627
							C \$5,722
							D \$5,843
							E \$5,963
							F \$6,152
							G \$6,354
							H \$6,568
							I \$6,904
							J \$7,307

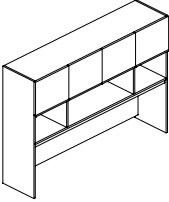

  

- chassis and doors available in veneer or paint or veneer/paint combination
- required insert panel available in veneer, paint, magnetic back painted white glass or fabric, indicate selection on order and select appropriate list price
- aluminum mini shelf available, specify and add \$819 list
- glass insert panel has a thin aluminum frame
- pack of 6 magnets come with magnetic glass option
- task lights available, see page 643
- 1 1/2" wire access bottom across the bottom of back panel
- letter depth
- soft close hinge doors
- adjustable shelves
- aluminum valance rail
- finished, flush back panel
- fabric is railroaded
- locking doors available, specify and add \$315 list
- small outside closed binder section: 16 1/2" w x 13 1/2" d x 14 1/4" h
- large closed binder section: 34 1/2" w x 13 1/2" d x 14 1/4" h
- small outside open binder section: 16 1/2" w x 13 1/2" d x 14 1/4" h
- large open binder section: 34 1/2" w x 13 1/2" d x 14 1/4" h
- worksurface to valance rail: 24 1/2"
- com ydg: 2 3/4



left shown

Description	D	W	H	CTN WT	CU FT	① Model	List Price
<b>18"d Double Height Storage Overhead Cabinet with 4 Doors and Open Storage</b>  	18	72	56	300	51	<b>AP4-BOT-SD-1872</b>	<b>VENEER PANEL \$4,379</b> <b>PAINT PANEL \$4,379</b> <b>GLASS PANEL \$6,019</b> <b>FABRIC PANEL</b> <b>COM \$4,891</b> <b>A \$4,914</b> <b>B \$4,958</b> <b>C \$5,035</b> <b>D \$5,134</b> <b>E \$5,233</b> <b>F \$5,387</b> <b>G \$5,552</b> <b>H \$5,727</b> <b>I \$6,002</b> <b>J \$6,332</b>
<ul style="list-style-type: none"> <li>chassis and doors available in veneer or paint or veneer/paint combination</li> <li>required insert panel available in veneer, paint, magnetic back painted white glass or fabric, indicate selection on order and select appropriate list price</li> <li>aluminum mini shelf available, specify and add \$783 list</li> <li>glass insert panel has a thin aluminum frame</li> <li>pack of 6 magnets come with magnetic glass option</li> <li>task lights available, see page 643</li> <li>1 1/2" wire access bottom across the bottom of back panel</li> <li>legal depth</li> <li>soft close hinge doors</li> <li>adjustable shelves</li> <li>aluminum valance rail</li> <li>finished, flush back panel</li> <li>fabric is railroaded</li> <li>locking doors available, specify and add \$315 list</li> <li>small outside closed binder section: 16 1/2"w x 16 1/2"d x 14 1/4"h</li> <li>large closed binder section: 34 1/2"w x 16 1/2"d x 14 1/4"h</li> <li>small outside open binder section: 16 1/2"w x 16 1/2"d x 14 1/4"h</li> <li>large open binder section: 34 1/2"w x 16 1/2"d x 14 1/4"h</li> <li>worksurface to valance rail: 24 1/2"</li> <li>com ydg: 2 1/4</li> </ul>							

<b>15"d Double Height Storage Overhead Cabinet with 4 Doors and Open Storage</b>  	15	72	56	275	43	<b>AP4-BOT-S-1572</b>	<b>VENEER PANEL \$4,274</b> <b>PAINT PANEL \$4,274</b> <b>GLASS PANEL \$5,914</b> <b>FABRIC PANEL</b> <b>COM \$4,786</b> <b>A \$4,809</b> <b>B \$4,853</b> <b>C \$4,930</b> <b>D \$5,029</b> <b>E \$5,128</b> <b>F \$5,282</b> <b>G \$5,447</b> <b>H \$5,622</b> <b>I \$5,897</b> <b>J \$6,227</b>
<ul style="list-style-type: none"> <li>chassis and doors available in veneer or paint or veneer/paint combination</li> <li>required insert panel available in veneer, paint, magnetic back painted white glass or fabric, indicate selection on order and select appropriate list price</li> <li>aluminum mini shelf available, specify and add \$783 list</li> <li>glass insert panel has a thin aluminum frame</li> <li>pack of 6 magnets come with magnetic glass option</li> <li>task lights available, see page 643</li> <li>1 1/2" wire access bottom across the bottom of back panel</li> <li>letter depth</li> <li>soft close hinge doors</li> <li>adjustable shelves</li> <li>aluminum valance rail</li> <li>finished, flush back panel</li> <li>fabric is railroaded</li> <li>locking doors available, specify and add \$315 list</li> <li>small outside closed binder section: 16 1/2"w x 13 1/2"d x 14 1/4"h</li> <li>large closed binder section: 34 1/2"w x 13 1/2"d x 14 1/4"h</li> <li>small outside open binder section: 16 1/2"w x 13 1/2"d x 14 1/4"h</li> <li>large open binder section: 34 1/2"w x 13 1/2"d x 14 1/4"h</li> <li>worksurface to valance rail: 24 1/2"</li> <li>com ydg: 2 1/4</li> </ul>							

**To Order, Specify:**

① Model Number

② Finish Application

a.) All Veneer

- 1.) Wood Species - Makore (MK2), Maple (MA2), Walnut (WA2) or Double Cut (DC1) (see page 32)

a.) Finish Color (see page 32)

b.) All Paint (PNT)

- 1.) Paint Color (see page 32)

c.) Veneer/Paint Combination

- 1.) Chassis Wood Species/Paint - Makore (MK2), Maple (MA2), Walnut (WA2), Double Cut (DC1) or Paint (PNT) (see page 32)

a.) Finish Color for Chassis (see page 32)

- 2.) Door Wood Species/Paint - Makore (MK2), Maple (MA2), Walnut (WA2), Double Cut (DC1) or Paint (PNT) (see page 32)

a.) Finish Color for Door (see page 32)

③ Insert Panel

a.) Veneer

- 1.) Wood Species - Makore (MK2), Maple (MA2), Walnut (WA2) or Double Cut (DC1) (see page 32)

a.) Finish Color (see page 32)

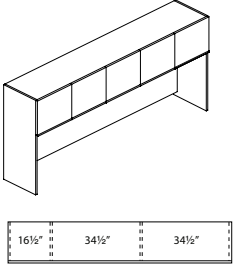
b.) Paint (PNT)

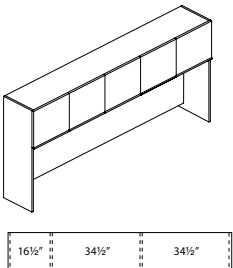
- 1.) Paint Color (see page 32)

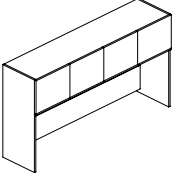

c.) Back Painted Magnetic Glass

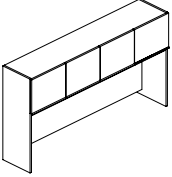

d.) Fabric - vendor, pattern, color

Note: Only one wood finish and one paint color can be specified per unit

Description	D	W	H	CTN WT	CU FT	① Model	List Price	
18"d Storage Overhead Cabinet with 5 Doors	18	90	41	267	47	AP4-BOS-1D-1890R	VENEER PANEL \$4,778	
	18	90	41	267	47	AP4-BOS-1D-1890L	PAINT PANEL \$4,778	
 <p>left shown</p>	<ul style="list-style-type: none"> <li>· chassis and doors available in veneer or paint or veneer/paint combination</li> <li>· required insert panel available in veneer, paint, magnetic back painted white glass or fabric, indicate selection on order and select appropriate list price</li> <li>· aluminum mini shelf available, specify and add \$819 list</li> <li>· glass insert panel has a thin aluminum frame</li> <li>· pack of 6 magnets come with magnetic glass option</li> <li>· task lights available, see page 643</li> <li>· 1 1/2" wire access bottom across the bottom of back panel</li> <li>· legal depth</li> <li>· soft close hinge doors</li> <li>· adjustable shelves</li> <li>· aluminum valance rail</li> <li>· finished, flush back panel</li> <li>· fabric is railroaded</li> <li>· locking doors available, specify and add \$315 list</li> <li>· compartment height: 13 1/2"</li> <li>· compartment depth: 16 1/2"</li> <li>· worksurface to valance rail: 24 1/2"</li> <li>· com ydg: 2 3/4</li> </ul>						GLASS PANEL \$6,728	
							FABRIC PANEL	
							COM	\$5,442
							A	\$5,469
							B	\$5,522
							C	\$5,617
							D	\$5,738
							E	\$5,858
							F	\$6,047
							G	\$6,249
						H	\$6,463	
						I	\$6,799	
						J	\$7,202	

Description	D	W	H	CTN WT	CU FT	① Model	List Price	
15"d Storage Overhead Cabinet with 5 Doors	15	90	41	249	40	AP4-BOS-1-1590R	VENEER PANEL \$4,673	
	15	90	41	249	40	AP4-BOS-1-1590L	PAINT PANEL \$4,673	
 <p>left shown</p>	<ul style="list-style-type: none"> <li>· chassis and doors available in veneer or paint or veneer/paint combination</li> <li>· required insert panel available in veneer, paint, magnetic back painted white glass or fabric, indicate selection on order and select appropriate list price</li> <li>· aluminum mini shelf available, specify and add \$819 list</li> <li>· glass insert panel has a thin aluminum frame</li> <li>· pack of 6 magnets come with magnetic glass option</li> <li>· task lights available, see page 643</li> <li>· 1 1/2" wire access bottom across the bottom of back panel</li> <li>· letter depth</li> <li>· soft close hinge doors</li> <li>· adjustable shelves</li> <li>· aluminum valance rail</li> <li>· finished, flush back panel</li> <li>· fabric is railroaded</li> <li>· locking doors available, specify and add \$315 list</li> <li>· compartment height: 13 1/2"</li> <li>· compartment depth: 16 1/2"</li> <li>· worksurface to valance rail: 24 1/2"</li> <li>· com ydg: 2 3/4"</li> </ul>						GLASS PANEL \$6,623	
							FABRIC PANEL	
							COM	\$5,337
							A	\$5,364
							B	\$5,417
							C	\$5,512
							D	\$5,633
							E	\$5,753
							F	\$5,942
							G	\$6,144
						H	\$6,358	
						I	\$6,694	
						J	\$7,097	

Description	D	W	H	CTN WT	CU FT	① Model	List Price
<b>18" d Storage Overhead Cabinet with 4 Doors</b>	18	72	41	223	38	<b>AP4-BOS-1D-1872</b>	<b>VENEER PANEL \$3,959</b>
 	<ul style="list-style-type: none"> <li>chassis and doors available in veneer or paint or veneer/paint combination</li> <li>required insert panel available in veneer, paint, magnetic back painted white glass or fabric, indicate selection on order and select appropriate list price</li> <li>aluminum mini shelf available, specify and add \$783 list</li> <li>glass insert panel has a thin aluminum frame</li> <li>pack of 6 magnets come with magnetic glass option</li> <li>task lights available, see page 643</li> <li>1 1/2" wire access bottom across the bottom of back panel</li> <li>legal depth</li> <li>soft close hinge doors</li> <li>adjustable shelves</li> <li>aluminum valance rail</li> <li>finished, flush back panel</li> <li>fabric is railroaded</li> <li>locking doors available, specify and add \$315 list</li> <li>compartment height: 13 1/2"</li> <li>compartment depth: 16 1/2"</li> <li>worksurface to valance rail: 24 1/2"</li> <li>com ydg: 2 1/4</li> </ul>						<b>PAINT PANEL \$3,959</b>
							<b>GLASS PANEL \$5,599</b>
							<b>FABRIC PANEL</b>
							<b>COM \$4,471</b>
							<b>A \$4,494</b>
							<b>B \$4,538</b>
							<b>C \$4,615</b>
							<b>D \$4,714</b>
							<b>E \$4,813</b>
							<b>F \$4,967</b>
						<b>G \$5,132</b>	
						<b>H \$5,307</b>	
						<b>I \$5,582</b>	
						<b>J \$5,912</b>	

<b>15" d Storage Overhead Cabinet with 4 Doors</b>	15	72	41	207	32	<b>AP4-BOS-1-1572</b>	<b>VENEER PANEL \$3,854</b>
 	<ul style="list-style-type: none"> <li>chassis and doors available in veneer or paint or veneer/paint combination</li> <li>required insert panel available in veneer, paint, magnetic back painted white glass or fabric, indicate selection on order and select appropriate list price</li> <li>aluminum mini shelf available, specify and add \$783 list</li> <li>glass insert panel has a thin aluminum frame</li> <li>pack of 6 magnets come with magnetic glass option</li> <li>task lights available, see page 643</li> <li>1 1/2" wire access bottom across the bottom of back panel</li> <li>letter depth</li> <li>soft close hinge doors</li> <li>adjustable shelves</li> <li>aluminum valance rail</li> <li>finished, flush back panel</li> <li>fabric is railroaded</li> <li>locking doors available, specify and add \$315 list</li> <li>compartment height: 13 1/2"</li> <li>compartment depth: 13 1/2"</li> <li>worksurface to valance rail: 24 1/2"</li> <li>com ydg: 2 1/4</li> </ul>						<b>PAINT PANEL \$3,854</b>
							<b>GLASS PANEL \$5,494</b>
							<b>FABRIC PANEL</b>
							<b>COM \$4,366</b>
							<b>A \$4,389</b>
							<b>B \$4,433</b>
							<b>C \$4,510</b>
							<b>D \$4,609</b>
							<b>E \$4,708</b>
							<b>F \$4,862</b>
						<b>G \$5,027</b>	
						<b>H \$5,202</b>	
						<b>I \$5,477</b>	
						<b>J \$5,807</b>	

**To Order, Specify:**

① Model Number

② Finish Application

a.) All Veneer

- 1.) Wood Species - Makore (MK2), Maple (MA2), Walnut (WA2) or Double Cut (DC1) (see page 32)

a.) Finish Color (see page 32)

b.) All Paint (PNT)

- 1.) Paint Color (see page 32)

c.) Veneer/Paint Combination

- 1.) Chassis Wood Species/Paint - Makore (MK2), Maple (MA2), Walnut (WA2), Double Cut (DC1) or Paint (PNT) (see page 32)

a.) Finish Color for Chassis (see page 32)

- 2.) Door Wood Species/Paint - Makore (MK2), Maple (MA2), Walnut (WA2), Double Cut (DC1) or Paint (PNT) (see page 32)

a.) Finish Color for Door (see page 32)

③ Insert Panel

a.) Veneer

- 1.) Wood Species - Makore (MK2), Maple (MA2), Walnut (WA2) or Double Cut (DC1) (see page 32)

a.) Finish Color (see page 32)

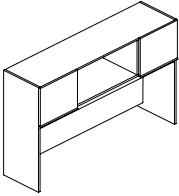

b.) Paint (PNT)

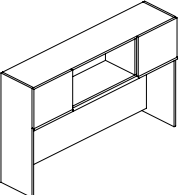

- 1.) Paint Color (see page 32)

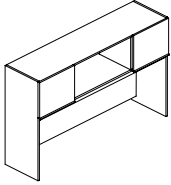

c.) Back Painted Magnetic Glass

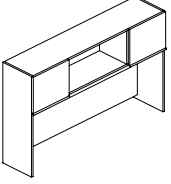

d.) Fabric - vendor, pattern, color

Note: Only one wood finish and one paint color can be specified per unit

Description	D	W	H	CTN WT	CU FT	① Model	List Price
<b>18" d Storage Overhead Cabinet with 2 Doors and Open Center Shelf</b>  	18	66	41	197	35	<b>AP4-BOS-4D-1866</b>	<b>VENEER PANEL \$3,623</b> <b>PAINT PANEL \$3,623</b> <b>GLASS PANEL \$5,044</b> <b>FABRIC PANEL</b> <b>COM \$4,123</b> <b>A \$4,143</b> <b>B \$4,182</b> <b>C \$4,251</b> <b>D \$4,338</b> <b>E \$4,426</b> <b>F \$4,563</b> <b>G \$4,710</b> <b>H \$4,866</b> <b>I \$5,111</b> <b>J \$5,404</b>
<ul style="list-style-type: none"> <li>· chassis and doors available in veneer or paint or veneer/paint combination</li> <li>· required insert panel available in veneer, paint, magnetic back painted white glass or fabric, indicate selection on order and select appropriate list price</li> <li>· aluminum mini shelf available, specify and add \$746 list</li> <li>· glass insert panel has a thin aluminum frame</li> <li>· pack of 6 magnets come with magnetic glass option</li> <li>· task lights available, see page 643</li> <li>· 1 1/2" wire access bottom across the bottom of back panel</li> <li>· legal depth</li> <li>· soft close hinge doors</li> <li>· adjustable shelves</li> <li>· aluminum valance rail</li> <li>· finished, flush back panel</li> <li>· fabric is railroaded</li> <li>· locking doors available, specify and add \$210 list</li> <li>· compartment height: 13 1/2"</li> <li>· compartment depth: 16 1/2"</li> <li>· worksurface to valance rail: 24 1/2"</li> <li>· com ydg: 2</li> </ul>							

<b>15" d Storage Overhead Cabinet with 2 Doors and Open Center Shelf</b>  	15	66	41	182	29	<b>AP4-BOS-4-1566</b>	<b>VENEER PANEL \$3,518</b> <b>PAINT PANEL \$3,518</b> <b>GLASS PANEL \$4,939</b> <b>FABRIC PANEL</b> <b>COM \$4,018</b> <b>A \$4,038</b> <b>B \$4,077</b> <b>C \$4,146</b> <b>D \$4,233</b> <b>E \$4,321</b> <b>F \$4,458</b> <b>G \$4,605</b> <b>H \$4,761</b> <b>I \$5,006</b> <b>J \$5,299</b>
<ul style="list-style-type: none"> <li>· chassis and doors available in veneer or paint or veneer/paint combination</li> <li>· required insert panel available in veneer, paint, magnetic back painted white glass or fabric, indicate selection on order and select appropriate list price</li> <li>· aluminum mini shelf available, specify and add \$746 list</li> <li>· glass insert panel has a thin aluminum frame</li> <li>· pack of 6 magnets come with magnetic glass option</li> <li>· task lights available, see page 643</li> <li>· 1 1/2" wire access bottom across the bottom of back panel</li> <li>· letter depth</li> <li>· soft close hinge doors</li> <li>· adjustable shelves</li> <li>· aluminum valance rail</li> <li>· finished, flush back panel</li> <li>· fabric is railroaded</li> <li>· locking doors available, specify and add \$210 list</li> <li>· compartment height: 13 1/2"</li> <li>· compartment depth: 13 1/2"</li> <li>· worksurface to valance rail: 24 1/2"</li> <li>· com ydg: 2</li> </ul>							

Description	D	W	H	CTN WT	CU FT	① Model	List Price
<b>18" d Storage Overhead Cabinet with 2 Doors and Open Center Shelf</b>  	18	60	41	183	32	<b>AP4-BOS-4D-1860</b>	<b>VENEER PANEL \$3,481</b> <b>PAINT PANEL \$3,481</b> <b>GLASS PANEL \$4,687</b> <b>FABRIC PANEL</b> <b>COM \$3,968</b> <b>A \$3,988</b> <b>B \$4,027</b> <b>C \$4,097</b> <b>D \$4,184</b> <b>E \$4,272</b> <b>F \$4,408</b> <b>G \$4,555</b> <b>H \$4,712</b> <b>I \$4,956</b> <b>J \$5,249</b>
	<ul style="list-style-type: none"> <li>chassis and doors available in veneer or paint or veneer/paint combination</li> <li>required insert panel available in veneer, paint, magnetic back painted white glass or fabric, indicate selection on order and select appropriate list price</li> <li>aluminum mini shelf available, specify and add \$704 list</li> <li>glass insert panel has a thin aluminum frame</li> <li>pack of 6 magnets come with magnetic glass option</li> <li>task lights available, see page 643</li> <li>1 1/2" wire access bottom across the bottom of back panel</li> <li>legal depth</li> <li>soft close hinge doors</li> <li>adjustable shelves</li> <li>aluminum valance rail</li> <li>finished, flush back panel</li> <li>fabric is railroaded</li> <li>locking doors available, specify and add \$210 list</li> <li>compartment height: 13 1/2"</li> <li>compartment depth: 16 1/2"</li> <li>worksurface to valance rail: 24 1/2"</li> <li>com ydg: 2</li> </ul>						

<b>15" d Storage Overhead Cabinet with 2 Doors and Open Center Shelf</b>  	15	60	41	169	27	<b>AP4-BOS-4-1560</b>	<b>VENEER PANEL \$3,376</b> <b>PAINT PANEL \$3,376</b> <b>GLASS PANEL \$4,582</b> <b>FABRIC PANEL</b> <b>COM \$3,863</b> <b>A \$3,883</b> <b>B \$3,922</b> <b>C \$3,992</b> <b>D \$4,079</b> <b>E \$4,167</b> <b>F \$4,303</b> <b>G \$4,450</b> <b>H \$4,607</b> <b>I \$4,851</b> <b>J \$5,144</b>
	<ul style="list-style-type: none"> <li>chassis and doors available in veneer or paint or veneer/paint combination</li> <li>required insert panel available in veneer, paint, magnetic back painted white glass or fabric, indicate selection on order and select appropriate list price</li> <li>aluminum mini shelf available, specify and add \$704 list</li> <li>glass insert panel has a thin aluminum frame</li> <li>pack of 6 magnets come with magnetic glass option</li> <li>task lights available, see page 643</li> <li>1 1/2" wire access bottom across the bottom of back panel</li> <li>letter depth</li> <li>soft close hinge doors</li> <li>adjustable shelves</li> <li>aluminum valance rail</li> <li>finished, flush back panel</li> <li>fabric is railroaded</li> <li>locking doors available, specify and add \$210 list</li> <li>compartment height: 13 1/2"</li> <li>compartment depth: 13 1/2"</li> <li>worksurface to valance rail: 24 1/2"</li> <li>com ydg: 2</li> </ul>						

**To Order, Specify:**

① Model Number

② Finish Application

a.) All Veneer

- 1.) Wood Species - Makore (MK2), Maple (MA2), Walnut (WA2) or Double Cut (DC1) (see page 32)

a.) Finish Color (see page 32)

b.) All Paint (PNT)

- 1.) Paint Color (see page 32)

c.) Veneer/Paint Combination

- 1.) Chassis Wood Species/Paint - Makore (MK2), Maple (MA2), Walnut (WA2), Double Cut (DC1) or Paint (PNT) (see page 32)

a.) Finish Color for Chassis (see page 32)

- 2.) Door Wood Species/Paint - Makore (MK2), Maple (MA2), Walnut (WA2), Double Cut (DC1) or Paint (PNT) (see page 32)

a.) Finish Color for Door (see page 32)

③ Insert Panel

a.) Veneer

- 1.) Wood Species - Makore (MK2), Maple (MA2), Walnut (WA2) or Double Cut (DC1) (see page 32)

a.) Finish Color (see page 32)

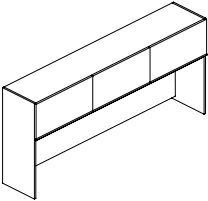

b.) Paint (PNT)

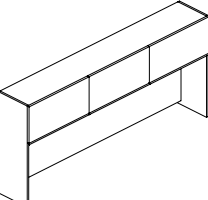

- 1.) Paint Color (see page 32)

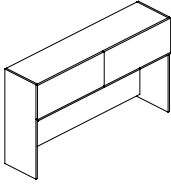

c.) Back Painted Magnetic Glass

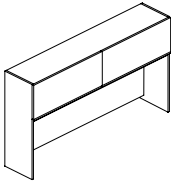

d.) Fabric - vendor, pattern, color

Note: Only one wood finish and one paint color can be specified per unit

Description	D	W	H	CTN WT	CU FT	① Model	List Price	
<b>18" d Storage Overhead Cabinet with 3 Flipper Doors</b>	18	90	41	269	47	<b>AP4-BOS-FD-1890</b>	<b>VENEER PANEL \$4,988</b>	
  <ul style="list-style-type: none"> <li>· chassis and doors available in veneer or paint or veneer/paint combination</li> <li>· required insert panel available in veneer, paint, magnetic back painted white glass or fabric, indicate selection on order and select appropriate list price</li> <li>· aluminum mini shelf available, specify and add \$819 list</li> <li>· glass insert panel has a thin aluminum frame</li> <li>· task lights available, see page 643</li> <li>· pack of 6 magnets come with magnetic glass option</li> <li>· 1 1/2" wire access bottom across the bottom of back panel</li> <li>· legal depth</li> <li>· vertical lift doors</li> <li>· aluminum valance rail</li> <li>· finished, flush back panel</li> <li>· fabric is railroaded</li> <li>· compartment height: 13 1/2"</li> <li>· compartment depth: 16 1/2"</li> <li>· worksurface to valance rail: 24 1/2"</li> <li>· com ydg: 2 3/4</li> </ul>							<b>PAINT PANEL \$4,988</b>	
								<b>GLASS PANEL \$6,938</b>
								<b>FABRIC PANEL</b>
								<b>COM \$5,652</b>
								<b>A \$5,679</b>
								<b>B \$5,732</b>
								<b>C \$5,827</b>
								<b>D \$5,948</b>
								<b>E \$6,068</b>
								<b>F \$6,257</b>
							<b>G \$6,459</b>	
							<b>H \$6,673</b>	
							<b>I \$7,009</b>	
							<b>J \$7,412</b>	

<b>15" d Storage Overhead Cabinet with 3 Flipper Doors</b>	15	90	41	251	40	<b>AP4-BOS-F-1590</b>	<b>VENEER PANEL \$4,883</b>	
  <ul style="list-style-type: none"> <li>· chassis and doors available in veneer or paint or veneer/paint combination</li> <li>· required insert panel available in veneer, paint, magnetic back painted white glass or fabric, indicate selection on order and select appropriate list price</li> <li>· aluminum mini shelf available, specify and add \$819 list</li> <li>· glass insert panel has a thin aluminum frame</li> <li>· pack of 6 magnets come with magnetic glass option</li> <li>· task lights available, see page 643</li> <li>· 1 1/2" wire access bottom across the bottom of back panel</li> <li>· letter depth</li> <li>· vertical lift doors</li> <li>· aluminum valance rail</li> <li>· finished, flush back panel</li> <li>· fabric is railroaded</li> <li>· compartment height: 13 1/2"</li> <li>· compartment depth: 13 1/2"</li> <li>· worksurface to valance rail: 24 1/2"</li> <li>· com ydg: 2 3/4</li> </ul>							<b>PAINT PANEL \$4,883</b>	
								<b>GLASS PANEL \$6,833</b>
								<b>FABRIC PANEL</b>
								<b>COM \$5,547</b>
								<b>A \$5,574</b>
								<b>B \$5,627</b>
								<b>C \$5,722</b>
								<b>D \$5,843</b>
								<b>E \$5,963</b>
								<b>F \$6,152</b>
							<b>G \$6,354</b>	
							<b>H \$6,568</b>	
							<b>I \$6,904</b>	
							<b>J \$7,307</b>	

Description	D	W	H	CTN WT	CU FT	① Model	List Price	
<b>18" d Storage Overhead Cabinet with 2 Flipper Doors</b>	18	72	41	215	38	<b>AP4-BOS-FD-1872</b>	<b>VENEER PANEL \$4,169</b>	
  <ul style="list-style-type: none"> <li>chassis and doors available in veneer or paint or veneer/paint combination</li> <li>required insert panel available in veneer, paint, magnetic back painted white glass or fabric, indicate selection on order and select appropriate list price</li> <li>aluminum mini shelf available, specify and add \$783 list</li> <li>glass insert panel has a thin aluminum frame</li> <li>pack of 6 magnets come with magnetic glass option</li> <li>task lights available, see page 643</li> <li>1 1/2" wire access bottom across the bottom of back panel</li> <li>legal depth</li> <li>vertical lift doors</li> <li>aluminum valance rail</li> <li>finished, flush back panel</li> <li>fabric is railroaded</li> <li>compartment height: 13 1/2"</li> <li>compartment depth: 16 1/2"</li> <li>worksurface to valance rail: 24 1/2"</li> <li>com ydg: 2 1/4</li> </ul>							<b>PAINT PANEL \$4,169</b>	
								<b>GLASS PANEL \$5,809</b>
								<b>FABRIC PANEL</b>
								<b>COM \$4,681</b>
								<b>A \$4,704</b>
								<b>B \$4,748</b>
								<b>C \$4,825</b>
								<b>D \$4,924</b>
								<b>E \$5,023</b>
								<b>F \$5,177</b>
							<b>G \$5,342</b>	
							<b>H \$5,517</b>	
							<b>I \$5,792</b>	
							<b>J \$6,122</b>	

<b>15" d Storage Overhead Cabinet with 2 Flipper Doors</b>	15	72	41	200	32	<b>AP4-BOS-F-1572</b>	<b>VENEER PANEL \$4,064</b>	
  <ul style="list-style-type: none"> <li>chassis and doors available in veneer or paint or veneer/paint combination</li> <li>required insert panel available in veneer, paint, magnetic back painted white glass or fabric, indicate selection on order and select appropriate list price</li> <li>aluminum mini shelf available, specify and add \$783 list</li> <li>glass insert panel has a thin aluminum frame</li> <li>pack of 6 magnets come with magnetic glass option</li> <li>task lights available, see page 643</li> <li>1 1/2" wire access bottom across the bottom of back panel</li> <li>letter depth</li> <li>vertical lift doors</li> <li>aluminum valance rail</li> <li>finished, flush back panel</li> <li>fabric is railroaded</li> <li>compartment height: 13 1/2"</li> <li>compartment depth: 13 1/2"</li> <li>worksurface to valance rail: 24 1/2"</li> <li>com ydg: 2 1/4</li> </ul>							<b>PAINT PANEL \$4,064</b>	
								<b>GLASS PANEL \$5,704</b>
								<b>FABRIC PANEL</b>
								<b>COM \$4,576</b>
								<b>A \$4,599</b>
								<b>B \$4,643</b>
								<b>C \$4,720</b>
								<b>D \$4,819</b>
								<b>E \$4,918</b>
								<b>F \$5,072</b>
							<b>G \$5,237</b>	
							<b>H \$5,412</b>	
							<b>I \$5,687</b>	
							<b>J \$6,017</b>	

**To Order, Specify:**

① Model Number

② Finish Application

a.) All Veneer

- 1.) Wood Species - Makore (MK2), Maple (MA2), Walnut (WA2) or Double Cut (DC1) (see page 32)

a.) Finish Color (see page 32)

b.) All Paint (PNT)

- 1.) Paint Color (see page 32)

c.) Veneer/Paint Combination

- 1.) Chassis Wood Species/Paint - Makore (MK2), Maple (MA2), Walnut (WA2), Double Cut (DC1) or Paint (PNT) (see page 32)

a.) Finish Color for Chassis (see page 32)

- 2.) Door Wood Species/Paint - Makore (MK2), Maple (MA2), Walnut (WA2), Double Cut (DC1) or Paint (PNT) (see page 32)

a.) Finish Color for Door (see page 32)

③ Insert Panel

a.) Veneer

- 1.) Wood Species - Makore (MK2), Maple (MA2), Walnut (WA2) or Double Cut (DC1) (see page 32)

a.) Finish Color (see page 32)

b.) Paint (PNT)

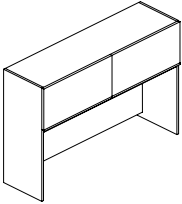

- 1.) Paint Color (see page 32)

c.) Back Painted Magnetic Glass

d.) Fabric - vendor, pattern, color

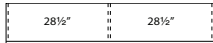
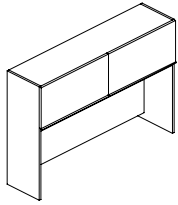
Note: Only one wood finish and one paint color can be specified per unit



Description	D	W	H	CTN WT	CU FT	① Model	List Price
<b>18" d Storage Overhead Cabinet with 2 Flipper Doors</b>	18	60	41	185	32	<b>AP4-BOS-FD-1860</b>	<b>VENEER PANEL \$4,006</b>
 	<ul style="list-style-type: none"> <li>· chassis and doors available in veneer or paint or veneer/paint combination</li> <li>· required insert panel available in veneer, paint, magnetic back painted white glass or fabric, indicate selection on order and select appropriate list price</li> <li>· aluminum mini shelf available, specify and add \$704 list</li> <li>· glass insert panel has a thin aluminum frame</li> <li>· pack of 6 magnets come with magnetic glass option</li> <li>· task lights available, see page 643</li> <li>· 1 1/2" wire access bottom across the bottom of back panel</li> <li>· legal depth</li> <li>· vertical lift doors</li> <li>· aluminum valance rail</li> <li>· finished, flush back panel</li> <li>· fabric is railroaded</li> <li>· compartment height: 13 1/2"</li> <li>· compartment depth: 16 1/2"</li> <li>· worksurface to valance rail: 24 1/2"</li> <li>· com ydg: 2</li> </ul>						<b>PAINT PANEL \$4,006</b>
							<b>GLASS PANEL \$5,212</b>
							<b>FABRIC PANEL</b>
							<b>COM \$4,493</b>
							<b>A \$4,513</b>
							<b>B \$4,552</b>
							<b>C \$4,622</b>
							<b>D \$4,709</b>
							<b>E \$4,797</b>
							<b>F \$4,933</b>
							<b>G \$5,080</b>
						<b>H \$5,237</b>	
						<b>I \$5,481</b>	
						<b>J \$5,774</b>	

APOGEE™

Description	D	W	H	CTN WT	CU FT	① Model	List Price
15"d Storage Overhead Cabinet with 2 Flipper Doors	15	60	41	172	27	AP4-BOS-F-1560	<b> veneer panel \$3,901</b> <b> paint panel \$3,901</b> <b> glass panel \$5,107</b> <b> fabric panel</b> <b> COM \$4,388</b> <b> A \$4,408</b> <b> B \$4,447</b> <b> C \$4,517</b> <b> D \$4,604</b> <b> E \$4,692</b> <b> F \$4,828</b> <b> G \$4,975</b> <b> H \$5,132</b> <b> I \$5,376</b> <b> J \$5,669</b>



- chassis and doors available in veneer or paint or veneer/paint combination
- required insert panel available in veneer, paint, magnetic back painted white glass or fabric, indicate selection on order and select appropriate list price
- aluminum mini shelf available, specify and add \$704 list
- glass insert panel has a thin aluminum frame
- pack of 6 magnets come with magnetic glass option
- task lights available, see page 643
- 1 1/2" wire access bottom across the bottom of back panel
- letter depth
- vertical lift doors
- aluminum valance rail
- finished, flush back panel
- fabric is railroaded
- compartment height: 13 1/2"
- compartment depth: 13 1/2"
- worksurface to valance rail: 24 1/2"
- com ydg: 2

APOGEE™

**To Order, Specify:**

① Model Number

② Finish Application

a.) All Veneer

- 1.) Wood Species - Makore (MK2), Maple (MA2), Walnut (WA2) or Double Cut (DC1) (see page 32)

a.) Finish Color (see page 32)

b.) All Paint (PNT)

- 1.) Paint Color (see page 32)

c.) Veneer/Paint Combination

- 1.) Chassis Wood Species/Paint - Makore (MK2), Maple (MA2), Walnut (WA2), Double Cut (DC1) or Paint (PNT) (see page 32)

a.) Finish Color for Chassis (see page 32)

- 2.) Door Wood Species/Paint - Makore (MK2), Maple (MA2), Walnut (WA2), Double Cut (DC1) or Paint (PNT) (see page 32)

a.) Finish Color for Door (see page 32)

③ Insert Panel

a.) Veneer

- 1.) Wood Species - Makore (MK2), Maple (MA2), Walnut (WA2) or Double Cut (DC1) (see page 32)

a.) Finish Color (see page 32)

b.) Paint (PNT)


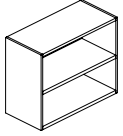
- 1.) Paint Color (see page 32)

c.) Back Painted Magnetic Glass

d.) Fabric - vendor, pattern, color


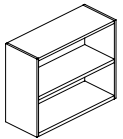
Note: Only one wood finish and one paint color can be specified per unit

Description	D	W	H	CTN WT	CU FT	① Model	List Price
<b>17" d Double Height Wall Mount Overhead Cabinet with Open Storage</b>	17	36	30	70	14	AM4-BOX-1D-1736	\$2,006




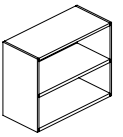
- legal depth storage
- mounting hardware included
- valance rail highly recommended, see page 127
- upper compartment height: 13 1/2"
- lower compartment height: 14 1/4"
- compartment depth: 16 1/4"

<b>14" d Double Height Wall Mount Overhead Cabinet with Open Storage</b>	14	36	30	62	12	AM4-BOX-1-1436	\$1,901 ▲
--	----	----	----	----	----	----------------	-----------



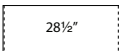
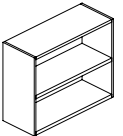
- letter depth storage
- mounting hardware included
- valance rail highly recommended, see page 127
- upper compartment height: 13 1/2"
- lower compartment height: 14 1/4"
- compartment depth: 13 1/4"

<b>17" d Double Height Wall Mount Overhead Cabinet with Open Storage</b>	17	30	30	62	12	AM4-BOX-1D-1730	\$1,943
--	----	----	----	----	----	-----------------	---------



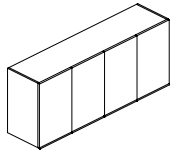
- legal depth storage
- mounting hardware included
- valance rail highly recommended, see page 127
- upper compartment height: 13 1/2"
- lower compartment height: 14 1/4"
- compartment depth: 16 1/4"

<b>14" d Double Height Wall Mount Overhead Cabinet with Open Storage</b>	14	30	30	54	10	AM4-BOX-1-1430	\$1,838
--	----	----	----	----	----	----------------	---------



- letter depth storage
- mounting hardware included
- valance rail highly recommended, see page 127
- upper compartment height: 13 1/2"
- lower compartment height: 14 1/4"
- compartment depth: 13 1/4"

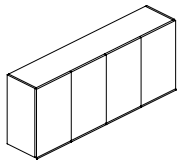
Description	D	W	H	CTN WT	CU FT	① Model	List Price
<b>18"d Double Height Wall Mount Overhead Cabinet with 4 Doors</b>	18	72	30	203	28	<b>AM4-BBX-1D-1872</b>	<b>\$3,360</b>



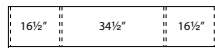
- legal depth storage
- mounting hardware included
- locking doors available, specify and add \$315 list
- valance rail highly recommended, see page 127
- compartment height: 28 ¼"
- compartment depth: 16 ½"



<b>15"d Double Height Wall Mount Overhead Cabinet with 4 Doors</b>	15	72	30	182	24	<b>AM4-BBX-1-1572</b>	<b>\$3,255</b>
--	----	----	----	-----	----	-----------------------	----------------



- letter depth storage
- mounting hardware included
- locking doors available, specify and add \$315 list
- valance rail highly recommended, see page 127
- compartment height: 28 ¼"
- compartment depth: 13 ½"



**To Order, Specify:**

**Open Storage**

- ① Model Number
- ② Wood Species/Paint - Makore (MK2), Maple (MA2), Walnut (WA2) or Double Cut (DC1) or Paint (PNT) (see page 32)
- ③ Finish Color (see page 32)

**Overhead Cabinet**

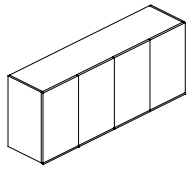
- ① Model Number
- ② Finish Application
  - a.) All Veneer
    - 1.) Wood Species - Makore (MK2), Maple (MA2), Walnut (WA2) or Double Cut (DC1) (see page 32)
    - a.) Finish Color (see page 32)
  - b.) All Paint (PNT)
    - 1.) Paint Color (see page 32)

c.) Veneer/Paint Combination


- 1.) Chassis Wood Species/Paint - Makore (MK2), Maple (MA2), Walnut (WA2), Double Cut (DC1) or Paint (PNT) (see page 32)
  - a.) Finish Color for Chassis (see page 32)
- 2.) Door Wood Species/Paint - Makore (MK2), Maple (MA2), Walnut (WA2), Double Cut (DC1) or Paint (PNT) (see page 32)
  - a.) Finish Color for Door (see page 32)

Note: Only one wood finish and one paint color can be specified per unit

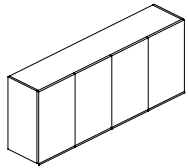
Description	D	W	H	CTN WT	CU FT	① Model	List Price
<b>18" d Double Height Wall Mount Overhead Cabinet with 4 Doors</b>	18	60	30	179	24	<b>AM4-BBX-1D-1860</b>	<b>\$3,150</b>




- legal depth storage
- mounting hardware included
- locking doors available, specify and add \$315 list
- valance rail highly recommended, see page 127
- compartment height: 28 ½"
- compartment depth: 16 ½"



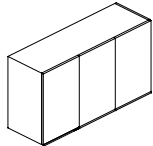
<b>15" d Double Height Wall Mount Overhead Cabinet with 4 Doors</b>	15	60	30	160	20	<b>AM4-BBX-1-1560</b>	<b>\$3,045</b>
---	----	----	----	-----	----	-----------------------	----------------



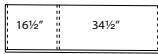
- letter depth storage
- mounting hardware included
- locking doors available, specify and add \$315 list
- valance rail highly recommended, see page 127
- compartment height: 28 ½"
- compartment depth: 13 ½"



<b>18" d Double Height Wall Mount Overhead Cabinet with 3 Doors</b>	18	54	30	148	21	<b>AM4-BBX-1D-1854R</b>	<b>\$2,783</b>
	18	54	30	148	21	<b>AM4-BBX-1D-1854L</b>	<b>\$2,783</b>

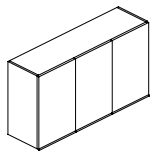


- legal depth storage
- mounting hardware included
- locking doors available, specify and add \$210 list
- valance rail highly recommended, see page 127
- compartment height: 28 ½"
- compartment depth: 16 ½"



left shown

<b>15" d Double Height Wall Mount Overhead Cabinet with 3 Doors</b>	15	54	30	133	18	<b>AM4-BBX-1-1554R</b>	<b>\$2,678</b>
	15	54	30	133	18	<b>AM4-BBX-1-1554L</b>	<b>\$2,678</b>


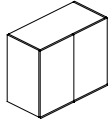


- letter depth storage
- mounting hardware included
- locking doors available, specify and add \$210 list
- valance rail highly recommended, see page 127
- compartment height: 28 ½"
- compartment depth: 13 ½"




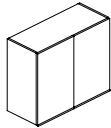
left shown

Description	D	W	H	CTN WT	CU FT	① Model	List Price
<b>18"d Double Height Wall Mount Overhead Cabinet with 2 Doors</b>	18	36	30	94	15	<b>AM4-BBX-1D-1836</b>	<b>\$2,373</b>




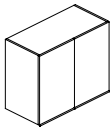
- legal depth storage
- mounting hardware included
- locking doors available, specify and add \$105 list
- valance rail highly recommended, see page 127
- compartment height: 28 1/2"
- compartment depth: 16 1/2"

<b>15"d Double Height Wall Mount Overhead Cabinet with 2 Doors</b>	15	36	30	84	12	<b>AM4-BBX-1-1536</b>	<b>\$2,268</b>
--	----	----	----	----	----	-----------------------	----------------



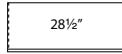
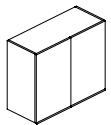
- letter depth storage
- mounting hardware included
- locking doors available, specify and add \$105 list
- valance rail highly recommended, see page 127
- compartment height: 28 1/2"
- compartment depth: 13 1/2"

<b>18"d Double Height Wall Mount Overhead Cabinet with 2 Doors</b>	18	30	30	81	12	<b>AM4-BBX-1D-1830</b>	<b>\$2,310</b>
--	----	----	----	----	----	------------------------	----------------



- legal depth storage
- mounting hardware included
- locking doors available, specify and add \$105 list
- valance rail highly recommended, see page 127
- compartment height: 28 1/2"
- compartment depth: 16 1/2"

<b>15"d Double Height Wall Mount Overhead Cabinet with 2 Doors</b>	15	30	30	73	10	<b>AM4-BBX-1-1530</b>	<b>\$2,205</b>
--	----	----	----	----	----	-----------------------	----------------



- letter depth storage
- mounting hardware included
- locking doors available, specify and add \$105 list
- valance rail highly recommended, see page 127
- compartment height: 28 1/2"
- compartment depth: 13 1/2"


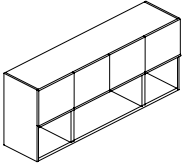
**To Order, Specify:**

- ① Model Number
- ② Finish Application
  - a.) All Veneer
    - 1.) Wood Species - Makore (MK2), Maple (MA2), Walnut (WA2) or Double Cut (DC1) (see page 32)
    - a.) Finish Color (see page 32)
  - b.) All Paint (PNT)
    - 1.) Paint Color (see page 32)
- c.) Veneer/Paint Combination
  - 1.) Chassis Wood Species/Paint - Makore (MK2), Maple (MA2), Walnut (WA2), Double Cut (DC1) or Paint (PNT) (see page 32)
    - a.) Finish Color for Chassis (see page 32)
  - 2.) Door Wood Species/Paint - Makore (MK2), Maple (MA2), Walnut (WA2), Double Cut (DC1) or Paint (PNT) (see page 32)
    - a.) Finish Color for Door (see page 32)

Note: Only one wood finish and one paint color can be specified per unit


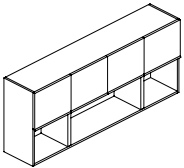
Description	D	W	H	CTN WT	CU FT	① Model	List Price
<b>18" d Double Height Wall Mount Overhead Cabinet with 4 Doors and Open Storage</b>	18	72	30	182	28	AM4-BDX-1D-1872	\$3,045

- legal depth storage
- mounting hardware included
- locking doors available, specify and add \$315 list
- valance rail highly recommended, see page 127
- upper compartment height: 13 1/2"
- lower compartment height: 14 1/4"
- compartment depth: 16 1/4"



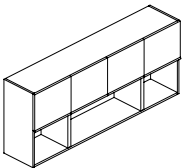
<b>15" d Double Height Wall Mount Overhead Cabinet with 4 Doors and Open Storage</b>	15	72	30	161	24	AM4-BCX-1-1572	\$2,940
--	----	----	----	-----	----	----------------	---------

- letter depth storage
- mounting hardware included
- locking doors available, specify and add \$315 list
- valance rail highly recommended, see page 127
- upper compartment height: 13 1/2"
- lower compartment height: 14 1/4"
- compartment depth: 13 1/4"



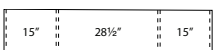
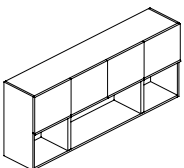
<b>18" d Double Height Wall Mount Overhead Cabinet with 4 Doors and Open Storage</b>	18	60	30	161	24	AM4-BDX-1D-1860	\$2,835
--	----	----	----	-----	----	-----------------	---------

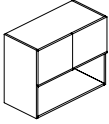
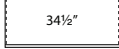
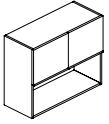

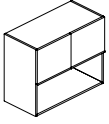

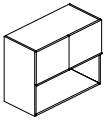

- legal depth storage
- mounting hardware included
- locking doors available, specify and add \$315 list
- valance rail highly recommended, see page 127
- upper compartment height: 13 1/2"
- lower compartment height: 14 1/4"
- compartment depth: 16 1/4"



<b>15" d Double Height Wall Mount Overhead Cabinet with 4 Doors and Open Storage</b>	15	60	30	143	20	AM4-BCX-1-1560	\$2,730
--	----	----	----	-----	----	----------------	---------

- letter depth storage
- mounting hardware included
- locking doors available, specify and add \$315 list
- valance rail highly recommended, see page 127
- upper compartment height: 13 1/2"
- lower compartment height: 14 1/4"
- compartment depth: 13 1/4"



Description	D	W	H	CTN WT	CU FT	① Model	List Price
<b>18" d Double Height Wall Mount Overhead Cabinet with 2 Doors and Open Storage</b>  	18	36	30	83	15	<b>AM4-BDX-1D-1836</b>	<b>\$2,216</b>
<ul style="list-style-type: none"> <li>· legal depth storage</li> <li>· mounting hardware included</li> <li>· locking doors available, specify and add \$105 list</li> <li>· valance rail highly recommended, see page 127</li> <li>· upper compartment height: 13 1/2"</li> <li>· lower compartment height: 14 1/4"</li> <li>· compartment depth: 16 1/4"</li> </ul>							
<b>15" d Double Height Wall Mount Overhead Cabinet with 2 Doors and Open Storage</b>  	15	36	30	74	12	<b>AM4-BCX-1-1536</b>	<b>\$2,111</b>
<ul style="list-style-type: none"> <li>· letter depth storage</li> <li>· mounting hardware included</li> <li>· locking doors available, specify and add \$105 list</li> <li>· valance rail highly recommended, see page 127</li> <li>· upper compartment height: 13 1/2"</li> <li>· lower compartment height: 14 1/4"</li> <li>· compartment depth: 13 1/4"</li> </ul>							
<b>18" d Double Height Wall Mount Overhead Cabinet with 2 Doors and Open Storage</b>  	18	30	30	72	12	<b>AM4-BDX-1D-1830</b>	<b>\$2,153</b>
<ul style="list-style-type: none"> <li>· legal depth storage</li> <li>· mounting hardware included</li> <li>· locking doors available, specify and add \$105 list</li> <li>· valance rail highly recommended, see page 127</li> <li>· upper compartment height: 13 1/2"</li> <li>· lower compartment height: 14 1/4"</li> <li>· compartment depth: 16 1/4"</li> </ul>							
<b>15" d Double Height Wall Mount Overhead Cabinet with 2 Doors and Open Storage</b>  	15	30	30	64	10	<b>AM4-BCX-1-1530</b>	<b>\$2,048</b>
<ul style="list-style-type: none"> <li>· letter depth storage</li> <li>· mounting hardware included</li> <li>· locking doors available, specify and add \$105 list</li> <li>· valance rail highly recommended, see page 127</li> <li>· upper compartment height: 13 1/2"</li> <li>· lower compartment height: 14 1/4"</li> <li>· compartment depth: 13 1/4"</li> </ul>							


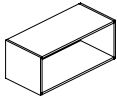
**To Order, Specify:**

- ① Model Number
- ② Finish Application
  - a.) All Veneer
    - 1.) Wood Species - Makore (MK2), Maple (MA2), Walnut (WA2) or Double Cut (DC1) (see page 32)
      - a.) Finish Color (see page 32)
    - b.) All Paint (PNT)
      - 1.) Paint Color (see page 32)
  - c.) Veneer/Paint Combination
    - 1.) Chassis Wood Species/Paint - Makore (MK2), Maple (MA2), Walnut (WA2), Double Cut (DC1) or Paint (PNT) (see page 32)
      - a.) Finish Color for Chassis (see page 32)
    - 2.) Door Wood Species/Paint - Makore (MK2), Maple (MA2), Walnut (WA2), Double Cut (DC1) or Paint (PNT) (see page 32)
      - a.) Finish Color for Door (see page 32)

Note: Only one wood finish and one paint color can be specified per unit


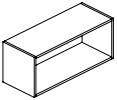


Description	D	W	H	CTN WT	CU FT	① Model	List Price
<b>17" d Wall Mount Overhead Cabinet with Open Storage</b>	17	36	15	42	8	<b>AM4-BOW-1D-1736</b>	<b>\$1,607</b>




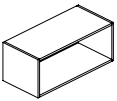
- legal depth storage
- mounting hardware included
- valance rail highly recommended, see page 127
- compartment height: 13 1/2"
- compartment depth: 16 1/4"

<b>14" d Wall Mount Overhead Cabinet with Open Storage</b>	14	36	15	36	6	<b>AM4-BOW-1-1436</b>	<b>\$1,502</b>
--	----	----	----	----	---	-----------------------	----------------




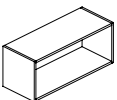
- letter depth storage
- mounting hardware included
- valance rail highly recommended, see page 127
- compartment height: 13 1/2"
- compartment depth: 13 1/4"

<b>17" d Wall Mount Overhead Cabinet with Open Storage</b>	17	30	15	36	6	<b>AM4-BOW-1D-1730</b>	<b>\$1,544</b>
--	----	----	----	----	---	------------------------	----------------



- legal depth storage
- mounting hardware included
- valance rail highly recommended, see page 127
- compartment height: 13 1/2"
- compartment depth: 16 1/4"

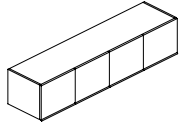
<b>14" d Wall Mount Overhead Cabinet with Open Storage</b>	14	30	15	32	5	<b>AM4-BOW-1-1430</b>	<b>\$1,439</b>
--	----	----	----	----	---	-----------------------	----------------




- letter depth storage
- mounting hardware included
- valance rail highly recommended, see page 127
- compartment height: 13 1/2"
- compartment depth: 13 1/4"

APOGEE™

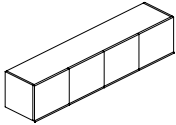
Description	D	W	H	CTN WT	CU FT	① Model	List Price
<b>18"d Wall Mount Overhead Cabinet with 4 Doors</b>	18	72	15	116	15	<b>AM4-BBW-1D-1872</b>	<b>\$2,657</b>




- legal depth storage
- mounting hardware included
- locking doors available, specify and add \$315 list
- valance rail highly recommended, see page 127
- compartment height: 13 1/2"
- compartment depth: 16 1/4"



<b>15"d Wall Mount Overhead Cabinet with 4 Doors</b>	15	72	15	104	13	<b>AM4-BBW-1-1572</b>	<b>\$2,552</b>
--	----	----	----	-----	----	-----------------------	----------------



- letter depth storage
- mounting hardware included
- locking doors available, specify and add \$315 list
- valance rail highly recommended, see page 127
- compartment height: 13 1/2"
- compartment depth: 13 1/4"



**To Order, Specify:**

**Open Storage**

- ① Model Number
- ② Wood Species/Paint - Makore (MK2), Maple (MA2), Walnut (WA2) or Double Cut (DC1) or Paint (PNT) (see page 32)
- ③ Finish Color (see page 32)


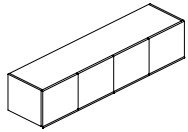
Note: Only one wood finish and one paint color can be specified per unit

**Overhead Cabinet**

- ① Model Number
- ② Finish Application
  - a.) All Veneer
    - 1.) Wood Species - Makore (MK2), Maple (MA2), Walnut (WA2) or Double Cut (DC1) (see page 32)
      - a.) Finish Color (see page 32)
    - b.) All Paint (PNT)
      - 1.) Paint Color (see page 32)


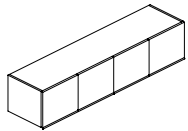
- c.) Veneer/Paint Combination
  - 1.) Chassis Wood Species/Paint - Makore (MK2), Maple (MA2), Walnut (WA2), Double Cut (DC1) or Paint (PNT) (see page 32)
    - a.) Finish Color for Chassis (see page 32)
  - 2.) Door Wood Species/Paint - Makore (MK2), Maple (MA2), Walnut (WA2), Double Cut (DC1) or Paint (PNT) (see page 32)
    - a.) Finish Color for Door (see page 32)

Description	D	W	H	CTN WT	CU FT	① Model	List Price
<b>18" d Wall Mount Overhead Cabinet with 4 Doors</b>	18	60	15	102	13	<b>AM4-BBW-1D-1860</b>	<b>\$2,499</b>



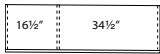
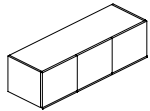
- legal depth storage
- mounting hardware included
- locking doors available, specify and add \$315 list
- valance rail highly recommended, see page 127
- compartment height: 13 1/2"
- compartment depth: 16 1/4"

<b>15" d Wall Mount Overhead Cabinet with 4 Doors</b>	15	60	15	91	11	<b>AM4-BBW-1-1560</b>	<b>\$2,394</b>
---	----	----	----	----	----	-----------------------	----------------



- letter depth storage
- mounting hardware included
- locking doors available, specify and add \$315 list
- valance rail highly recommended, see page 127
- compartment height: 13 1/2"
- compartment depth: 13 1/4"

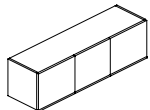
<b>18" d Wall Mount Overhead Cabinet with 3 Doors</b>	18	54	15	85	12	<b>AM4-BBW-1D-1854R</b>	<b>\$2,132</b>
	18	54	15	85	12	<b>AM4-BBW-1D-1854L</b>	<b>\$2,132</b>



left shown

- legal depth storage
- mounting hardware included
- locking doors available, specify and add \$210 list
- valance rail highly recommended, see page 127
- compartment height: 13 1/2"
- compartment depth: 16 1/4"


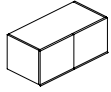
<b>15" d Wall Mount Overhead Cabinet with 3 Doors</b>	15	54	15	76	10	<b>AM4-BBW-1-1554R</b>	<b>\$2,027</b>
	15	54	15	76	10	<b>AM4-BBW-1-1554L</b>	<b>\$2,027</b>



left shown


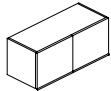
- letter depth storage
- mounting hardware included
- locking doors available, specify and add \$210 list
- valance rail highly recommended, see page 127
- compartment height: 13 1/2"
- compartment depth: 13 1/4"

Description	D	W	H	CTN WT	CU FT	① Model	List Price
<b>18" d Wall Mount Overhead Cabinet with 2 Doors</b>	18	36	15	54	8	<b>AM4-BBW-1D-1836</b>	<b>\$1,764</b>




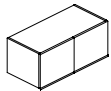
- legal depth storage
- mounting hardware included
- locking doors available, specify and add \$105 list
- valance rail highly recommended, see page 127
- compartment height: 13 1/2"
- compartment depth: 16 1/4"

<b>15" d Wall Mount Overhead Cabinet with 2 Doors</b>	15	36	15	49	7	<b>AM4-BBW-1-1536</b>	<b>\$1,659</b>
---	----	----	----	----	---	-----------------------	----------------




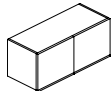
- letter depth storage
- mounting hardware included
- locking doors available, specify and add \$105 list
- valance rail highly recommended, see page 127
- compartment height: 13 1/2"
- compartment depth: 13 1/4"

<b>18" d Wall Mount Overhead Cabinet with 2 Doors</b>	18	30	15	47	7	<b>AM4-BBW-1D-1830</b>	<b>\$1,659</b>
---	----	----	----	----	---	------------------------	----------------



- legal depth storage
- mounting hardware included
- locking doors available, specify and add \$105 list
- valance rail highly recommended, see page 127
- compartment height: 13 1/2"
- compartment depth: 16 1/4"

<b>15" d Wall Mount Overhead Cabinet with 2 Doors</b>	15	30	15	42	6	<b>AM4-BBW-1-1530</b>	<b>\$1,554</b>
---	----	----	----	----	---	-----------------------	----------------



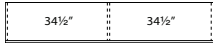
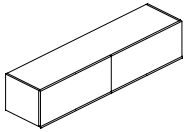
- letter depth storage
- mounting hardware included
- locking doors available, specify and add \$105 list
- valance rail highly recommended, see page 127
- compartment height: 13 1/2"
- compartment depth: 13 1/4"

**To Order, Specify:**

- ① Model Number
- ② Finish Application
  - a.) All Veneer
    - 1.) Wood Species - Makore (MK2), Maple (MA2), Walnut (WA2) or Double Cut (DC1) (see page 32)
    - a.) Finish Color (see page 32)
  - b.) All Paint (PNT)
    - 1.) Paint Color (see page 32)
  - c.) Veneer/Paint Combination
    - 1.) Chassis Wood Species/Paint - Makore (MK2), Maple (MA2), Walnut (WA2), Double Cut (DC1) or Paint (PNT) (see page 32)
      - a.) Finish Color for Chassis (see page 32)
    - 2.) Door Wood Species/Paint - Makore (MK2), Maple (MA2), Walnut (WA2), Double Cut (DC1) or Paint (PNT) (see page 32)
      - a.) Finish Color for Door (see page 32)

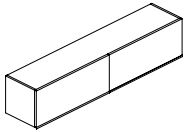
Note: Only one wood finish and one paint color can be specified per unit

Description	D	W	H	CTN WT	CU FT	① Model	List Price
<b>18" d Wall Mount Overhead Cabinet with 2 Flipper Doors</b>	18	72	15	108	15	AM4-BBW-FD-1872	\$2,867




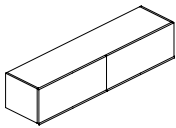
- legal depth storage
- vertical lift doors
- mounting hardware included
- valance rail highly recommended, see page 127
- compartment height: 13 1/2"
- compartment depth: 16 1/4"

<b>15" d Wall Mount Overhead Cabinet with 2 Flipper Doors</b>	15	72	15	97	13	AM4-BBW-F-1572	\$2,762
---	----	----	----	----	----	----------------	---------




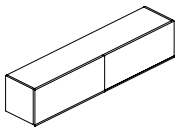
- letter depth storage
- vertical lift doors
- mounting hardware included
- valance rail highly recommended, see page 127
- compartment height: 13 1/2"
- compartment depth: 13 1/2"

<b>18" d Wall Mount Overhead Cabinet with 2 Flipper Doors</b>	18	60	15	94	13	AM4-BBW-FD-1860	\$2,709
---	----	----	----	----	----	-----------------	---------



- legal depth storage
- vertical lift doors
- mounting hardware included
- valance rail highly recommended, see page 127
- compartment height: 13 1/2"
- compartment depth: 16 1/4"


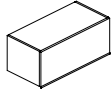
<b>15" d Wall Mount Overhead Cabinet with 2 Flipper Doors</b>	15	60	15	84	11	AM4-BBW-F-1560	\$2,604
---	----	----	----	----	----	----------------	---------



- letter depth storage
- vertical lift doors
- mounting hardware included
- valance rail highly recommended, see page 127
- compartment height: 13 1/2"
- compartment depth: 13 1/2"


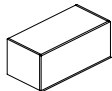
APOGEE™

Description	D	W	H	CTN WT	CU FT	① Model	List Price
<b>18" d Wall Mount Overhead Cabinet with Flipper Door</b>	18	36	15	54	8	AM4-BBW-FD-1836	\$1,869




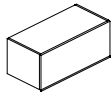
- legal depth storage
- vertical lift doors
- mounting hardware included
- valance rail highly recommended, see page 127
- compartment height: 13 1/2"
- compartment depth: 16 1/4"

<b>15" d Wall Mount Overhead Cabinet with Flipper Door</b>	15	36	15	49	7	AM4-BBW-F-1536	\$1,764
--	----	----	----	----	---	----------------	---------




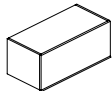
- letter depth storage
- vertical lift doors
- mounting hardware included
- valance rail highly recommended, see page 127
- compartment height: 13 1/2"
- compartment depth: 13 1/2"

<b>18" d Wall Mount Overhead Cabinet with Flipper Door</b>	18	30	15	47	7	AM4-BBW-FD-1830	\$1,817
--	----	----	----	----	---	-----------------	---------



- legal depth storage
- vertical lift doors
- mounting hardware included
- valance rail highly recommended, see page 127
- compartment height: 13 1/2"
- compartment depth: 16 1/4"

<b>15" d Wall Mount Overhead Cabinet with Flipper Door</b>	15	30	15	43	6	AM4-BBW-F-1530	\$1,712
--	----	----	----	----	---	----------------	---------



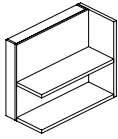
- letter depth storage
- vertical lift doors
- mounting hardware included
- valance rail highly recommended, see page 127
- compartment height: 13 1/2"
- compartment depth: 13 1/2"

**To Order, Specify:**

- ① Model Number
- ② Finish Application
  - a.) All Veneer
    - 1.) Wood Species - Makore (MK2), Maple (MA2), Walnut (WA2) or Double Cut (DC1) (see page 32)
    - a.) Finish Color (see page 32)
  - b.) All Paint (PNT)
    - 1.) Paint Color (see page 32)
  - c.) Veneer/Paint Combination
    - 1.) Chassis Wood Species/Paint - Makore (MK2), Maple (MA2), Walnut (WA2), Double Cut (DC1) or Paint (PNT) (see page 32)
      - a.) Finish Color for Chassis (see page 32)
    - 2.) Door Wood Species/Paint - Makore (MK2), Maple (MA2), Walnut (WA2), Double Cut (DC1) or Paint (PNT) (see page 32)
      - a.) Finish Color for Door (see page 32)

Note: Only one wood finish and one paint color can be specified per unit

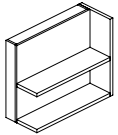
Description	D	W	H	CTN WT	CU FT	① Model	List Price
<b>17" d Open End Shelves</b>	17	36	29 ¼	121	14	AM4-BOX-ED-1736R	\$1,848
	17	36	29 ¼	121	14	AM4-BOX-ED-1736L	\$1,848
	17	30	29 ¼	104	12	AM4-BOX-ED-1730R	\$1,785
	17	30	29 ¼	104	12	AM4-BOX-ED-1730L	\$1,785



left shown

- use with overhead cabinet
- match with legal depth storage
- wall mounted
- mounting hardware included
- valance rail highly recommended
- shelf depth: 12 ½"

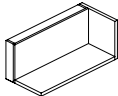
<b>14" d Open End Shelves</b>	14	36	29 ¼	115	12	AM4-BOX-E-1436R	\$1,743
	14	36	29 ¼	115	12	AM4-BOX-E-1436L	\$1,743
	14	30	29 ¼	98	10	AM4-BOX-E-1430R	\$1,680
	14	30	29 ¼	98	10	AM4-BOX-E-1430L	\$1,680



left shown

- use with overhead cabinet
- match with letter depth storage
- wall mounted
- mounting hardware included
- valance rail highly recommended
- shelf depth: 10"

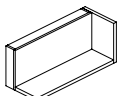
<b>17" d Open End Shelf</b>	17	36	15	70	8	AM4-BOW-ED-1736R	\$1,449
	17	36	15	70	8	AM4-BOW-ED-1736L	\$1,449
	17	30	15	59	6	AM4-BOW-ED-1730R	\$1,386
	17	30	15	59	6	AM4-BOW-ED-1730L	\$1,386



left shown

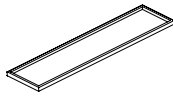
- use with overhead cabinet
- match with legal depth storage
- wall mounted
- mounting hardware included
- valance rail highly recommended
- shelf depth: 12 ½"

<b>14" d Open End Shelf</b>	14	36	15	63	6	AM4-BOW-E-1436R	\$1,344
	14	36	15	63	6	AM4-BOW-E-1436L	\$1,344
	14	30	15	54	5	AM4-BOW-E-1430R	\$1,281
	14	30	15	54	5	AM4-BOW-E-1430L	\$1,281

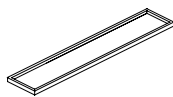


left shown


- use with overhead cabinet
- match with letter depth storage
- wall mounted
- mounting hardware included
- valance rail highly recommended
- shelf depth: 10"

Description	D	W	H	CTN WT	CU FT	① Model	List Price
<b>Legal Valance</b> 	16	108	1 ¾	16	5	AP9-VLB-1-16108	\$494
	16	102	1 ¾	16	5	AP9-VLB-1-16102	\$483
	16	96	1 ¾	15	5	AP9-VLB-1-1696	\$452
	16	90	1 ¾	14	5	AP9-VLB-1-1690	\$441
	16	72	1 ¾	12	4	AP9-VLB-1-1672	\$405
	16	60	1 ¾	9	3	AP9-VLB-1-1660	\$384
	16	54	1 ¾	9	2	AP9-VLB-1-1654	\$373
	16	36	1 ¾	7	2	AP9-VLB-1-1636	\$336
	16	30	1 ¾	6	2	AP9-VLB-1-1630	\$326

- use with legal wall mounted storage only
- anodized aluminum

Description	D	W	H	CTN WT	CU FT	① Model	List Price
<b>Letter Valance</b> 	14	108	1 ¾	15	5	AP9-VLB-1-14108	\$473
	14	102	1 ¾	15	5	AP9-VLB-1-14102	\$462
	14	96	1 ¾	14	5	AP9-VLB-1-1496	\$431
	14	90	1 ¾	13	4	AP9-VLB-1-1490	\$420
	14	72	1 ¾	10	3	AP9-VLB-1-1472	\$384
	14	60	1 ¾	9	3	AP9-VLB-1-1460	\$363
	14	54	1 ¾	8	2	AP9-VLB-1-1454	\$352
	14	36	1 ¾	7	2	AP9-VLB-1-1436	\$315
	14	30	1 ¾	5	1	AP9-VLB-1-1430	\$305

- use with letter wall mounted storage only
- anodized aluminum

Description	D	W	H	CTN WT	CU FT	① Model	List Price
<b>Overhead Support End Panel</b> 	17	85	85 ½	79	85	AM7-FEP-1D-1785	\$1,019
	17	70	70 ½	60	58	AM7-FEP-1D-1770	\$914
	14	85	85 ½	67	71	AM7-FEP-1-1485	\$987
	14	70	70 ½	51	49	AM7-FEP-1-1470	\$882

- 17"d use with legal depth storage
- 14"d use with letter depth storage

**To Order, Specify:**

- ① Model Number
- ② Wood Species/Paint - Makore (MK2), Maple (MA2)  
Walnut (WA2), Double Cut (DC1) or Paint (PNT)  
(see page 32)
- ③ Finish Color

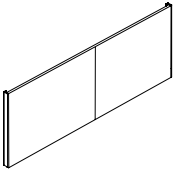
Note: Only one wood finish and one paint color can be specified per unit



Description	D	W	H	CTN WT	CU FT	① Model	Veneer	Paint	Magnetic Back Painted Glass
-------------	---	---	---	-----------	----------	---------	--------	-------	--------------------------------

Wall Panel	1 ¾	108	24	64	6	AM9-HVB-1-24108	\$1,365	\$1,365	\$3,458
------------	-----	-----	----	----	---	-----------------	---------	---------	---------

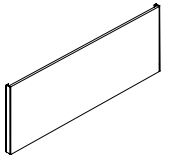
- use with wall mounted overhead storage
- wall mounted
- requires a valance, see page 127
- glass option has a thin aluminum frame
- pack of 6 magnets come with magnetic glass option



Wall Panel	1 ¾	90	24	53	5	AM9-HVB-1-2490	\$1,260	\$1,260	\$3,027
------------	-----	----	----	----	---	----------------	---------	---------	---------

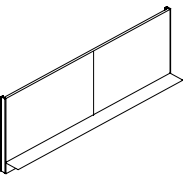
	1 ¾	72	24	43	4	AM9-HVB-1-2472	\$945	\$945	\$2,362
	1 ¾	60	24	37	4	AM9-HVB-1-2460	\$867	\$867	\$2,012
	1 ¾	54	24	33	3	AM9-HVB-1-2454	\$814	\$814	\$1,848
	1 ¾	36	24	22	2	AM9-HVB-1-2436	\$735	\$735	\$1,656
	1 ¾	30	24	20	2	AM9-HVB-1-2430	\$683	\$683	\$1,494

- use with wall mounted overhead storage
- wall mounted
- requires a valance, see page 127
- glass option has a thin aluminum frame
- pack of 6 magnets come with magnetic glass option



Wall Panel with Shelf	6 ¾	108	24	86	15	AM9-HVB-S-24108	\$2,405	\$2,405	\$4,200
-----------------------	-----	-----	----	----	----	-----------------	---------	---------	---------

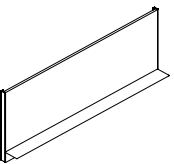
- use with wall mounted overhead storage
- wall mounted
- requires a valance, see page 127
- glass option has a thin aluminum frame
- pack of 6 magnets come with magnetic glass option
- anodized aluminum shelf

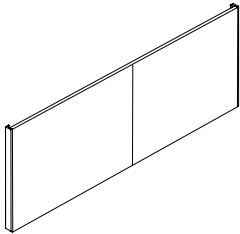


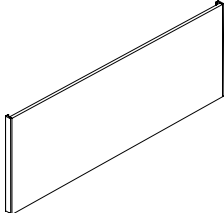
Wall Panel with Shelf	6 ¾	90	24	69	13	AM9-HVB-S-2490	\$2,279	\$2,279	\$3,770
-----------------------	-----	----	----	----	----	----------------	---------	---------	---------

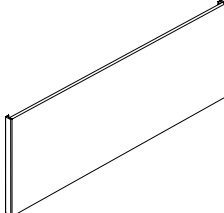
	6 ¾	72	24	55	10	AM9-HVB-S-2472	\$1,901	\$1,901	\$3,103
	6 ¾	60	24	49	8	AM9-HVB-S-2460	\$1,801	\$1,801	\$2,751
	6 ¾	54	24	44	8	AM9-HVB-S-2454	\$1,675	\$1,675	\$2,520
	6 ¾	36	24	30	5	AM9-HVB-S-2436	\$1,570	\$1,570	\$2,310
	6 ¾	30	24	26	4	AM9-HVB-S-2430	\$1,449	\$1,449	\$2,116

- use with wall mounted overhead storage
- wall mounted
- requires a valance see page 127
- glass option has a thin aluminum frame
- pack of 6 magnets come with magnetic glass option
- anodized aluminum shelf



Description	D	W	H	CTN WT	CU FT	① Model	List Price Per Grade
<b>108" w Wall Mount Tackboard</b>	1 ¾	108	24	42	6	<b>AM9-HTB-1-24108</b>	<b>COM \$1,848</b>
 <ul style="list-style-type: none"> <li>· use with wall mount overhead storage cabinet</li> <li>· wall mounted</li> <li>· requires a valance, see page 127</li> <li>· fabric is railroaded</li> <li>· com ydg: 3 ¼</li> </ul>	A						\$1,881
	B						\$1,944
	C						\$2,055
	D						\$2,198
	E						\$2,342
	F						\$2,564
	G						\$2,802
	H						\$3,056
	I						\$3,453
	J						\$3,930

<b>90" w Wall Mount Tackboard</b>	1 ¾	90	24	35	5	<b>AM9-HTB-1-2490</b>	<b>COM \$1,659</b>
 <ul style="list-style-type: none"> <li>· use with wall mount overhead storage cabinet</li> <li>· wall mounted</li> <li>· requires a valance, see page 127</li> <li>· fabric is railroaded</li> <li>· com ydg: 2 ¾</li> </ul>	A						\$1,687
	B						\$1,740
	C						\$1,835
	D						\$1,956
	E						\$2,076
	F						\$2,265
	G						\$2,467
	H						\$2,681
	I						\$3,017
	J						\$3,420

<b>72" w Wall Mount Tackboard</b>	1 ¾	72	24	28	4	<b>AM9-HTB-1-2472</b>	<b>COM \$1,281</b>
 <ul style="list-style-type: none"> <li>· use with wall mount overhead storage cabinet</li> <li>· wall mounted</li> <li>· requires a valance, see page 127</li> <li>· fabric is railroaded</li> <li>· com ydg: 2 ¼</li> </ul>	A						\$1,305
	B						\$1,348
	C						\$1,425
	D						\$1,524
	E						\$1,623
	F						\$1,777
	G						\$1,942
	H						\$2,117
	I						\$2,392
	J						\$2,722

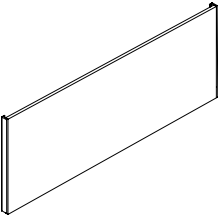
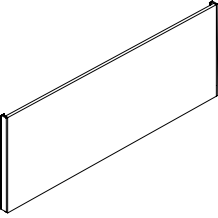
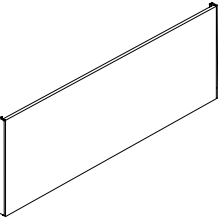
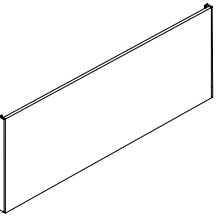
**To Order, Specify:**

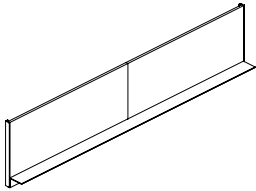
**Wall Panel**

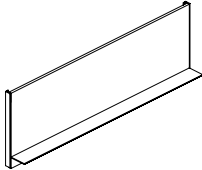
- ① Model Number
- ② Finish Application
  - a.) All Veneer
    - 1.) Wood Species - Makore (MK2), Maple (MA2), Walnut (WA2) or Double Cut (DC1) (see page 32)
    - a.) Finish Color (see page 32)
  - b.) All Paint (PNT)
    - 1.) Paint Color (see page 32)
  - c.) Magnetic Back Painted Glass

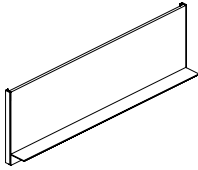
**Tackboard**

- ① Model Number
- ② Fabric - vendor, pattern, color

Description	D	W	H	CTN WT	CU FT	① Model	List Price Per Grade			
<b>60" w Wall Mount Tackboard</b>  <ul style="list-style-type: none"> <li>· use with wall mount overhead storage cabinet</li> <li>· wall mounted</li> <li>· requires a valance rail, see page 127</li> <li>· fabric is railroaded</li> <li>· com ydg: 2</li> </ul>	1 ¾	60	24	25	4	<b>AM9-HTB-1-2460</b>	<b>COM \$1,218</b> A \$1,238 B \$1,277 C \$1,347 D \$1,434 E \$1,522 F \$1,658 G \$1,805 H \$1,962 I \$2,207 J \$2,499			
	<b>54" w Wall Mount Tackboard</b>  <ul style="list-style-type: none"> <li>· use with wall mount overhead storage cabinet</li> <li>· wall mounted</li> <li>· requires a valance rail, see page 127</li> <li>· fabric is railroaded</li> <li>· com ydg: 1 ¾</li> </ul>	1 ¾	54	24	22	3	<b>AM9-HTB-1-2454</b>	<b>COM \$1,155</b> A \$1,173 B \$1,207 C \$1,267 D \$1,344 E \$1,421 F \$1,541 G \$1,669 H \$1,806 I \$2,020 J \$2,276		
		<b>36" w Wall Mount Tackboard</b>  <ul style="list-style-type: none"> <li>· use with wall mount overhead storage cabinet</li> <li>· wall mounted</li> <li>· requires a valance rail, see page 127</li> <li>· fabric is railroaded</li> <li>· com ydg: 1 ¼</li> </ul>	1 ¾	36	24	15	2	<b>AM9-HTB-1-2436</b>	<b>COM \$1,092</b> A \$1,105 B \$1,129 C \$1,172 D \$1,228 E \$1,283 F \$1,368 G \$1,460 H \$1,558 I \$1,710 J \$1,894	
			<b>30" w Wall Mount Tackboard</b>  <ul style="list-style-type: none"> <li>· use with wall mount overhead storage cabinet</li> <li>· wall mounted</li> <li>· requires a valance rail, see page 127</li> <li>· fabric is railroaded</li> <li>· com ydg: 1</li> </ul>	1 ¾	30	24	13	2	<b>AM9-HTB-1-2430</b>	<b>COM \$1,029</b> A \$1,040 B \$1,059 C \$1,094 D \$1,138 E \$1,182 F \$1,250 G \$1,323 H \$1,401 I \$1,524 J \$1,670

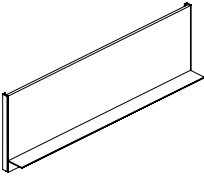
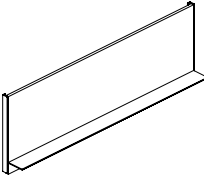
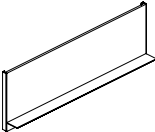
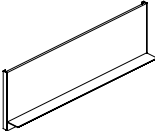
Description	D	W	H	CTN WT	CU FT	① Model	List Price Per Grade
<b>108" w Wall Mount Tackboard with Shelf</b>  <ul style="list-style-type: none"> <li>• use with wall mount overhead storage cabinet</li> <li>• wall mounted</li> <li>• requires a valance, see page 127</li> <li>• anodized aluminum shelf</li> <li>• fabric is railroaded</li> <li>• com ydg: 3 ¼</li> </ul>	6 ¾	108	24	57	15	<b>AM9-HTB-S-24108</b>	<b>COM \$2,759</b> A \$2,791 B \$2,854 C \$2,966 D \$3,108 E \$3,252 F \$3,474 G \$3,712 H \$3,966 I \$4,363 J \$4,840

<b>90" w Wall Mount Tackboard with Shelf</b>  <ul style="list-style-type: none"> <li>• use with wall mount overhead storage cabinet</li> <li>• wall mounted</li> <li>• requires a valance, see page 127</li> <li>• anodized aluminum shelf</li> <li>• fabric is railroaded</li> <li>• com ydg: 2 ¾</li> </ul>	6 ¾	90	24	48	13	<b>AM9-HTB-S-2490</b>	<b>COM \$2,553</b> A \$2,580 B \$2,634 C \$2,728 D \$2,849 E \$2,970 F \$3,159 G \$3,360 H \$3,575 I \$3,911 J \$4,314
---	-----	----	----	----	----	-----------------------	--

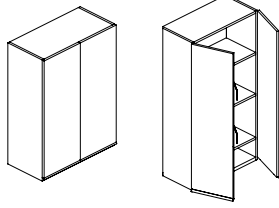
<b>72" w Wall Mount Tackboard with Shelf</b>  <ul style="list-style-type: none"> <li>• use with wall mount overhead storage cabinet</li> <li>• wall mounted</li> <li>• requires a valance, see page 127</li> <li>• anodized aluminum shelf</li> <li>• fabric is railroaded</li> <li>• com ydg: 2 ¼</li> </ul>	6 ¾	72	24	38	10	<b>AM9-HTB-S-2472</b>	<b>COM \$2,142</b> A \$2,166 B \$2,209 C \$2,286 D \$2,385 E \$2,484 F \$2,638 G \$2,803 H \$2,978 I \$3,253 J \$3,583
---	-----	----	----	----	----	-----------------------	--

**To Order, Specify:**

- ① Model Number
- ② Fabric - vendor, pattern, color

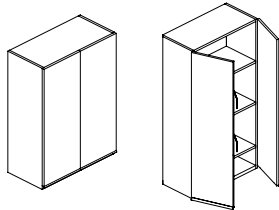
Description	D	W	H	CTN WT	CU FT	① Model	List Price Per Grade			
<b>60" w Wall Mount Tackboard with Shelf</b>  <ul style="list-style-type: none"> <li>· use with wall mount overhead storage cabinet</li> <li>· wall mounted</li> <li>· requires a valance, see page 127</li> <li>· anodized aluminum shelf</li> <li>· fabric is railroaded</li> <li>· com ydg: 2</li> </ul>	6 ¾	60	24	32	8	<b>AM9-HTB-S-2460</b>	<b>COM \$2,048</b> A \$2,068 B \$2,107 C \$2,176 D \$2,263 E \$2,351 F \$2,488 G \$2,635 H \$2,791 I \$3,036 J \$3,329			
	<b>54" w Wall Mount Tackboard with Shelf</b>  <ul style="list-style-type: none"> <li>· use with wall mount overhead storage cabinet</li> <li>· wall mounted</li> <li>· requires a valance, see page 127</li> <li>· anodized aluminum shelf</li> <li>· fabric is railroaded</li> <li>· com ydg: 1 ¾</li> </ul>	6 ¾	54	24	30	8	<b>AM9-HTB-S-2454</b>	<b>COM \$1,927</b> A \$1,945 B \$1,979 C \$2,039 D \$2,116 E \$2,193 F \$2,313 G \$2,441 H \$2,578 I \$2,791 J \$3,048		
		<b>36" w Wall Mount Tackboard with Shelf</b>  <ul style="list-style-type: none"> <li>· use with wall mount overhead storage cabinet</li> <li>· wall mounted</li> <li>· requires a valance, see page 127</li> <li>· anodized aluminum shelf</li> <li>· fabric is railroaded</li> <li>· com ydg: 1 ¼</li> </ul>	6 ¾	36	24	20	5	<b>AM9-HTB-S-2436</b>	<b>COM \$1,791</b> A \$1,803 B \$1,827 C \$1,871 D \$1,926 E \$1,981 F \$2,066 G \$2,158 H \$2,256 I \$2,408 J \$2,592	
			<b>30" w Wall Mount Tackboard with Shelf</b>  <ul style="list-style-type: none"> <li>· use with wall mount overhead storage cabinet</li> <li>· wall mounted</li> <li>· requires a valance, see page 127</li> <li>· anodized aluminum shelf</li> <li>· fabric is railroaded</li> <li>· com ydg: 1</li> </ul>	6 ¾	30	24	17	4	<b>AM9-HTB-S-2430</b>	<b>COM \$1,738</b> A \$1,749 B \$1,768 C \$1,802 D \$1,846 E \$1,890 F \$1,959 G \$2,032 H \$2,110 I \$2,233 J \$2,379

Description	D	W	H	CTN WT	CU FT	① Model	List Price
56" h Storage Tower with Doors	18	30	56	165	22	AP5-OCS-TD-1830	\$3,045



- use with 56" h overhead and two-high storage
- legal depth storage
- top shelf adjustable
- two fixed shelves
- stand-up wire dividers
- soft close hinge doors
- locking doors available, specify and add \$105 list

56" h Storage Tower with Doors	15	30	56	151	19	AP5-OCS-T1-1530	\$2,940
--------------------------------	----	----	----	-----	----	-----------------	---------



- use with 56" h overhead and two-high storage
- letter depth storage
- top shelf adjustable
- two fixed shelves
- stand-up wire dividers
- soft close hinge doors
- locking doors available, specify and add \$105 list

APOGEE™

**To Order, Specify:**

**Wall Mount Tackboard**

- ① Model Number
- ② Fabric - vendor, pattern, color

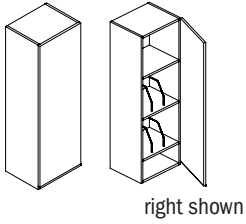
**Storage Tower**

- ① Model Number
- ② Finish Application
  - a.) All Veneer
    - 1.) Wood Species - Makore (MK2), Maple (MA2), Walnut (WA2) or Double Cut (DC1) (see page 32)
    - a.) Finish Color (see page 32)
  - b.) All Paint (PNT)
    - 1.) Paint Color (see page 32)

- c.) Veneer/Paint Combination
  - 1.) Chassis Wood Species/Paint - Makore (MK2), Maple (MA2), Walnut (WA2), Double Cut (DC1) or Paint (PNT) (see page 32)
    - a.) Finish Color for Chassis (see page 32)
  - 2.) Door Wood Species/Paint - Makore (MK2), Maple (MA2), Walnut (WA2), Double Cut (DC1) or Paint (PNT) (see page 32)
    - a.) Finish Color for Door (see page 32)

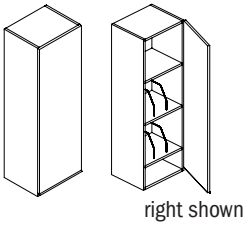
Note: Only one wood finish and one paint color can be specified per unit

Description	D	W	H	CTN WT	CU FT	① Model	List Price
56" h Storage Tower with Door	18	18	56	113	14	AP5-OCS-TD-1818R	\$2,310
	18	18	56	113	14	AP5-OCS-TD-1818L	\$2,310



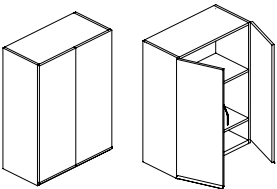
- use with 56" h overhead and two-high storage
- legal depth storage
- top shelf adjustable
- two fixed shelves
- stand-up wire dividers
- soft close hinge doors
- locking door available, specify and add \$105 list

56" h Storage Tower with Door	15	18	56	102	12	AP5-OCS-T1-1518R	\$2,205
	15	18	56	102	12	AP5-OCS-T1-1518L	\$2,205



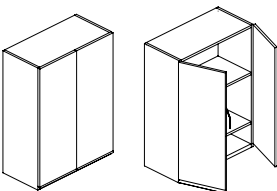
- use with 56" h overhead and two-high storage
- letter depth storage
- top shelf adjustable
- two fixed shelves
- stand-up wire dividers
- soft close hinge doors
- locking door available, specify and add \$105 list

41" h Storage Tower with Doors	18	30	41	126	16	AP5-OCS-1D-1830	\$2,835
--------------------------------	----	----	----	-----	----	-----------------	---------



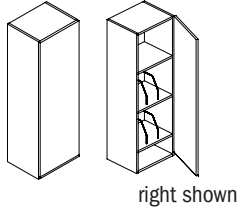
- use with 41" h overhead and two-high storage
- legal depth storage
- top shelf adjustable
- one fixed shelf
- stand-up wire dividers
- soft close hinge doors
- locking doors available, specify and add \$105 list

41" h Storage Tower with Doors	15	30	41	115	14	AP5-OCS-1-1530	\$2,730
--------------------------------	----	----	----	-----	----	----------------	---------



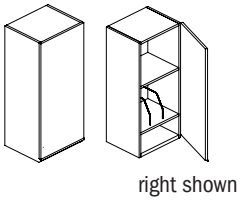
- use with 41" h overhead and two-high storage
- letter depth storage
- top shelf adjustable
- one fixed shelf
- stand-up wire dividers
- soft close hinge doors
- locking doors available, specify and add \$105 list

Description	D	W	H	CTN WT	CU FT	① Model	List Price
41" h Storage Tower with Door	18	18	41	86	10	AP5-OCS-1D-1818R	\$2,100
	18	18	41	86	10	AP5-OCS-1D-1818L	\$2,100



- use with 41" h overhead and two-high storage
- legal depth storage
- top shelf adjustable
- one fixed shelf
- stand-up wire dividers
- soft close hinge doors
- locking door available, specify and add \$105 list

41" h Storage Tower with Door	15	18	41	78	9	AP5-OCS-1-1518R	\$1,995
	15	18	41	78	9	AP5-OCS-1-1518L	\$1,995



- use with 41" h overhead and two-high storage
- letter depth storage
- top shelf adjustable
- one fixed shelf
- stand-up wire dividers
- soft close hinge doors
- locking door available, specify and add \$105 list

**To Order, Specify:**

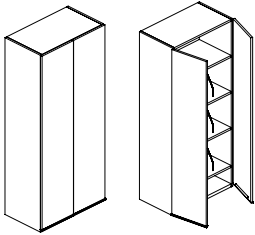
- ① Model Number
- ② Finish Application
  - a.) All Veneer
    - 1.) Wood Species - Makore (MK2), Maple (MA2), Walnut (WA2) or Double Cut (DC1) (see page 32)
    - a.) Finish Color (see page 32)
  - b.) All Paint (PNT)
    - 1.) Paint Color (see page 32)
  - c.) Veneer/Paint Combination
    - 1.) Chassis Wood Species/Paint - Makore (MK2), Maple (MA2), Walnut (WA2), Double Cut (DC1) or Paint (PNT) (see page 32)
      - a.) Finish Color for Chassis (see page 32)
    - 2.) Door Wood Species/Paint - Makore (MK2), Maple (MA2), Walnut (WA2), Double Cut (DC1) or Paint (PNT) (see page 32)
      - a.) Finish Color for Door (see page 32)

Note: Only one wood finish and one paint color can be specified per unit

APOGEE™

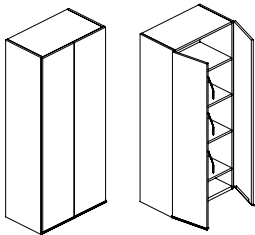


Description	D	W	H	CTN WT	CU FT	① Model	List Price
68½" h Storage Tower with Doors	18	30	68½	200	26	AP5-OCT-TD-1830	\$3,024



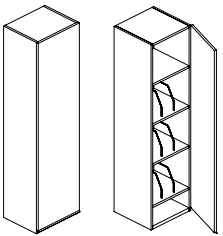
- use with 56" h overhead and one-high storage
- legal depth storage
- top shelf adjustable
- three fixed shelves
- stand-up wire dividers
- soft close hinge doors
- locking doors available, specify and add \$105 list

68½" h Storage Tower with Doors	15	30	68½	183	23	AP5-OCT-T1-1530	\$2,919
---------------------------------	----	----	-----	-----	----	-----------------	---------



- use with 56" h overhead and one-high storage
- letter depth storage
- top shelf adjustable
- three fixed shelves
- stand-up wire dividers
- soft close hinge doors
- locking doors available, specify and add \$105 list

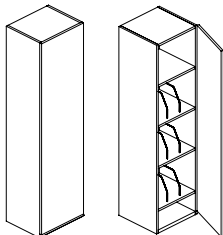
68½" h Storage Tower with Door	18	18	68½	137	17	AP5-OCT-TD-1818R	\$2,499
	18	18	68½	137	17	AP5-OCT-TD-1818L	\$2,499



right shown

- use with 56" h overhead and one-high storage
- legal depth storage
- top shelf adjustable
- three fixed shelves
- stand-up wire dividers
- soft close hinge doors
- locking door available, specify and add \$105 list

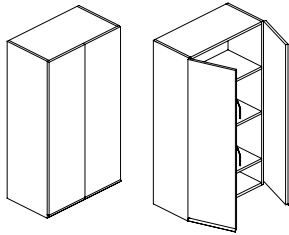
68½" h Storage Tower with Door	15	18	68½	124	14	AP5-OCT-T1-1518R	\$2,394
	15	18	68½	124	14	AP5-OCT-T1-1518L	\$2,394



right shown

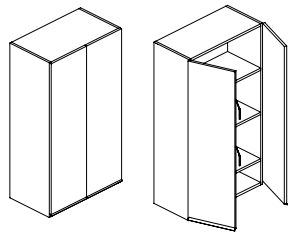
- use with 56" h overhead and one-high storage
- letter depth storage
- top shelf adjustable
- three fixed shelves
- stand-up wire dividers
- soft close hinge doors
- locking door available, specify and add \$105 list

Description	D	W	H	CTN WT	CU FT	① Model	List Price
53 1/2" h Storage Tower with Doors	18	30	53 1/2	161	21	AP5-OCT-1D-1830	\$2,709



- use with 41" h overhead and one-high storage
- legal depth storage
- top shelf adjustable
- two fixed shelves
- stand-up wire dividers
- soft close hinge doors
- locking doors available, specify and add \$105 list

53 1/2" h Storage Tower with Doors	15	30	53 1/2	146	18	AP5-OCT-1-1530	\$2,604
------------------------------------	----	----	--------	-----	----	----------------	---------



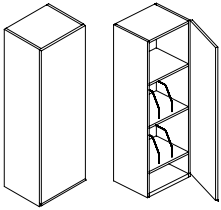
- use with 41" h overhead and one-high storage
- letter depth storage
- top shelf adjustable
- two fixed shelves
- stand-up wire dividers
- soft close hinge doors
- locking doors available, specify and add \$105 list

**To Order, Specify:**

- ① Model Number
- ② Finish Application
  - a.) All Veneer
    - 1.) Wood Species - Makore (MK2), Maple (MA2), Walnut (WA2) or Double Cut (DC1) (see page 32)
    - a.) Finish Color (see page 32)
  - b.) All Paint (PNT)
    - 1.) Paint Color (see page 32)
  - c.) Veneer/Paint Combination
    - 1.) Chassis Wood Species/Paint - Makore (MK2), Maple (MA2), Walnut (WA2), Double Cut (DC1) or Paint (PNT) (see page 32)
      - a.) Finish Color for Chassis (see page 32)
    - 2.) Door Wood Species/Paint - Makore (MK2), Maple (MA2), Walnut (WA2), Double Cut (DC1) or Paint (PNT) (see page 32)
      - a.) Finish Color for Door (see page 32)

Note: Only one wood finish and one paint color can be specified per unit

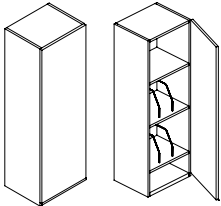
Description	D	W	H	CTN WT	CU FT	① Model	List Price
53½" h Storage Tower with Doors	18	18	53½	110	13	AP5-OCT-1D-1818R	\$2,184
	18	18	53½	110	13	AP5-OCT-1D-1818L	\$2,184



right shown

- use with 41" h overhead and one-high storage
- legal depth storage
- top shelf adjustable
- two fixed shelves
- stand-up wire dividers
- soft close hinge doors
- locking door available, specify and add \$105 list

53½" h Storage Tower with Doors	15	18	53½	99	11	AP5-OCT-1-1518R	\$2,079
	15	18	53½	99	11	AP5-OCT-1-1518L	\$2,079

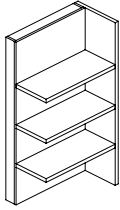


right shown

- use with 41" h overhead and one-high storage
- letter depth storage
- top shelf adjustable
- two fixed shelves
- stand-up wire dividers
- soft close hinge doors
- locking door available, specify and add \$105 list

APOGEE™

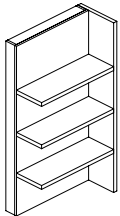
Description	D	W	H	CTN WT	CU FT	① Model	List Price
56" h Asymmetric Shelves	17	30	56	109	21	AP5-OAS-TD-1730R	\$1,959
	17	30	56	109	21	AP5-OAS-TD-1730L	\$1,959



left shown

- use with 56" h overhead and two-high storage
- match with legal depth storage
- shelf depth: 12 1/2"

Description	D	W	H	CTN WT	CU FT	① Model	List Price
56" h Asymmetric Shelves	14	30	56	100	17	AP5-OAS-T1-1430R	\$1,854
	14	30	56	100	17	AP5-OAS-T1-1430L	\$1,854



left shown

- use with 56" h overhead and two-high storage
- match with letter depth storage
- shelf depth: 10"

**To Order, Specify:**

**Storage Tower**

- ① Model Number
- ② Finish Application
  - a.) All Veneer
    - 1.) Wood Species - Makore (MK2), Maple (MA2), Walnut (WA2) or Double Cut (DC1) (see page 32)
    - a.) Finish Color (see page 32)
  - b.) All Paint (PNT)
    - 1.) Paint Color (see page 32)

c.) Veneer/Paint Combination

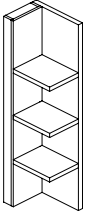
- 1.) Chassis Wood Species/Paint - Makore (MK2), Maple (MA2), Walnut (WA2), Double Cut (DC1) or Paint (PNT) (see page 32)
  - a.) Finish Color for Chassis (see page 32)
- 2.) Door Wood Species/Paint - Makore (MK2), Maple (MA2), Walnut (WA2), Double Cut (DC1) or Paint (PNT) (see page 32)
  - a.) Finish Color for Door (see page 32)

**Shelves**

- ① Model Number
- ② Wood Species/Paint - Makore (MK2), Maple (MA2), Walnut (WA2), Double Cut (DC1) or Paint (PNT) (see page 32)
- ③ Finish Color

Note: Only one wood finish and one paint color can be specified per unit

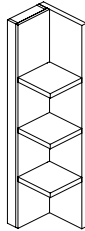
Description	D	W	H	CTN WT	CU FT	① Model	List Price
56" h Asymmetric Shelves	17	12	56	57	9	AP5-OAS-TD-1712R	\$1,644
	17	12	56	57	9	AP5-OAS-TD-1712L	\$1,644



left shown

- use with 56 1/2" h overhead and two-high storage
- match with legal depth storage
- shelf depth: 12 1/2"

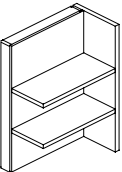
56" h Asymmetric Shelves	14	12	56	49	8	AP5-OAS-T1-1412R	\$1,539
	14	12	56	49	8	AP5-OAS-T1-1412L	\$1,539



left shown

- use with 56" h overhead and two-high storage
- match with letter depth storage
- shelf depth: 10"

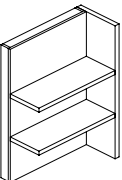
41" h Asymmetric Shelves	17	30	41	78	15	AP5-OAS-1D-1730R	\$1,801
	17	30	41	78	15	AP5-OAS-1D-1730L	\$1,801



left shown

- use with 41" h overhead and two-high storage
- match with legal depth storage
- shelf depth: 12 1/2"

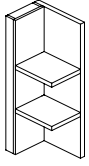
41" h Asymmetric Shelves	14	30	41	73	13	AP5-OAS-1-1430R	\$1,696
	14	30	41	73	13	AP5-OAS-1-1430L	\$1,696



left shown

- use with 41" h overhead and two-high storage
- match with letter depth storage
- shelf depth: 10"

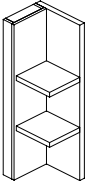
Description	D	W	H	CTN WT	CU FT	① Model	List Price
41" h Asymmetric Shelves	17	12	41	46	7	AP5-OAS-1D-1712R	\$1,486
	17	12	41	46	7	AP5-OAS-1D-1712L	\$1,486



left shown

- use with 41" h overhead and two-high storage
- match with legal depth storage
- shelf depth: 12 1/2"

41" h Asymmetric Shelves	14	12	41	41	6	AP5-OAS-1-1412R	\$1,381
	14	12	41	41	6	AP5-OAS-1-1412L	\$1,381



left shown

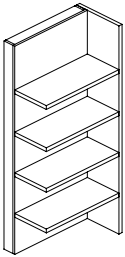
- use with 41" h overhead and two-high storage
- match with letter depth storage
- shelf depth: 10"

**To Order, Specify:**

- ① Model Number
- ② Wood Species/Paint - Makore (MK2), Maple (MA2)  
Walnut (WA2), Double Cut (DC1) or Paint (PNT)  
(see page 32)
- ③ Finish Color

Note: Only one wood finish and one paint color can be specified per unit

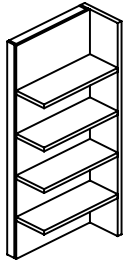
Description	D	W	H	CTN WT	CU FT	① Model	List Price
68 1/2" h Asymmetric Shelves	17	30	68 1/2	140	25	AP5-OAT-TD-1730R	\$2,043
	17	30	68 1/2	140	25	AP5-OAT-TD-1730L	\$2,043



left shown

- use with 56" h overhead and one-high storage
- match with legal depth storage
- shelf depth: 12 1/2"

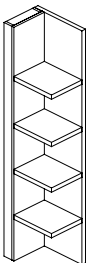
68 1/2" h Asymmetric Shelves	14	30	68 1/2	129	21	AP5-OAT-T1-1430R	\$1,938
	14	30	68 1/2	129	21	AP5-OAT-T1-1430L	\$1,938



left shown

- use with 56" h overhead and one-high storage
- match with letter depth storage
- shelf depth: 10"

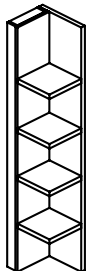
68 1/2" h Asymmetric Shelves	17	12	68 1/2	70	11	AP5-OAT-TD-1712R	\$1,675
	17	12	68 1/2	70	11	AP5-OAT-TD-1712L	\$1,675



left shown

- use with 56" h overhead and one-high storage
- match with legal depth storage
- shelf depth: 12 1/2"

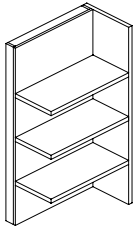
68 1/2" h Asymmetric Shelves	14	12	68 1/2	63	9	AP5-OAT-T1-1412R	\$1,570
	14	12	68 1/2	63	9	AP5-OAT-T1-1412L	\$1,570



left shown

- use with 56" h overhead and one-high storage
- match with letter depth storage
- shelf depth: 10"

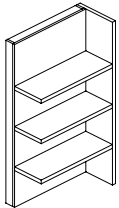
Description	D	W	H	CTN WT	CU FT	① Model	List Price
53 ½" h Asymmetric Shelves	17	30	53 ½	109	20	AP5-OAT-1D-1730R	\$1,833
	17	30	53 ½	109	20	AP5-OAT-1D-1730L	\$1,833



left shown

- use with 41" h overhead and one-high storage
- match with legal depth storage
- shelf depth: 12 ½"

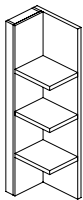
53 ½" h Asymmetric Shelves	14	30	53 ½	103	17	AP5-OAT-1-1430R	\$1,728
	14	30	53 ½	103	17	AP5-OAT-1-1430L	\$1,728



left shown

- use with 41" h overhead and one-high storage
- match with legal depth storage
- shelf depth: 10"

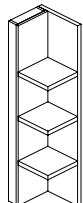
53 ½" h Asymmetric Shelves	17	12	53 ½	57	9	AP5-OAT-1D-1712R	\$1,518
	17	12	53 ½	57	9	AP5-OAT-1D-1712L	\$1,518



left shown

- use with 41" h overhead and one-high storage
- match with legal depth storage
- shelf depth: 12 ½"

53 ½" h Asymmetric Shelves	14	12	53 ½	52	7	AP5-OAT-1-1412R	\$1,413
	14	12	53 ½	52	7	AP5-OAT-1-1412L	\$1,413



left shown

- use with 41" h overhead and one-high storage
- match with legal depth storage
- shelf depth: 10"

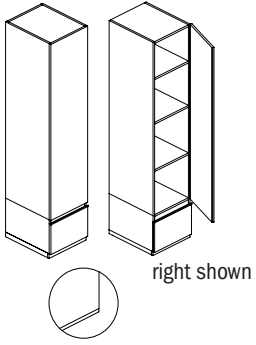
**To Order, Specify:**

- ① Model Number
- ② Wood Species/Paint - Makore (MK2), Maple (MA2)  
Walnut (WA2), Double Cut (DC1) or Paint (PNT)  
(see page 32)
- ③ Finish Color

Note: Only one wood finish and one paint color can be specified per unit

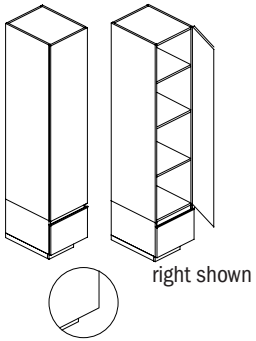


Description	D	W	H	CTN WT	CU FT	① Model	List Price
85 1/2" h Storage Unit with Drawer and Flush Base	22	18	85 1/2	214	25	AP6-DDT-B-2218R	\$3,885
	22	18	85 1/2	214	25	AP6-DDT-B-2218L	\$3,885



- base is flush
- three adjustable shelves
- pedestal front locking
- door side has concealed bevel for opening
- soft close hinge door
- locking door available, specify and add \$105 list
- adjustable levelers/glides

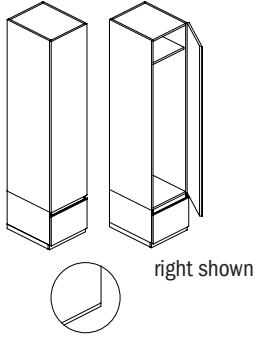
85 1/2" h Storage Unit with Drawer and Inset Base	22	18	85 1/2	211	25	AP6-DDT-BR-2218R	\$3,885
	22	18	85 1/2	211	25	AP6-DDT-BL-2218L	\$3,885



- base is inset on one side
- three adjustable shelves
- pedestal front locking
- door side has concealed bevel for opening
- soft close hinge door
- locking door available, specify and add \$105 list
- adjustable levelers/glides

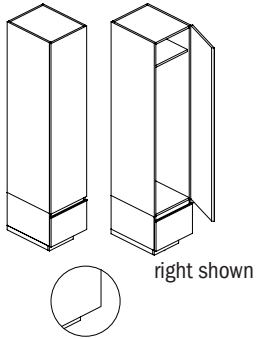
must be mounted

Description	D	W	H	CTN WT	CU FT	① Model	List Price
85 1/2" h Wardrobe Unit with Drawer and Flush Base	22	18	85 1/2	201	25	AP6-DDT-A-2218R	\$3,696
	22	18	85 1/2	201	25	AP6-DDT-A-2218L	\$3,696



- base is flush
- fixed shelf
- hanging bar
- pedestal front locking
- door side has concealed bevel for opening
- soft close hinge door
- locking door available, specify and add \$105 list
- adjustable leveler/glides

85 1/2" h Wardrobe Unit with Drawer and Inset Base	22	18	85 1/2	198	25	AP6-DDT-AR-2218R	\$3,696
	22	18	85 1/2	198	25	AP6-DDT-AL-2218L	\$3,696



- base is inset on one side
- fixed shelf
- hanging bar
- pedestal front locking
- door side has concealed bevel for opening
- soft close hinge door
- locking door available, specify and add \$105 list
- adjustable leveler/glides

must be mounted

**To Order, Specify:**

① Model Number

② Finish Application

a.) All Veneer

- 1.) Wood Species - Makore (MK2), Maple (MA2), Walnut (WA2) or Double Cut (DC1) (see page 32)

a.) Finish Color (see page 32)

b.) All Paint (PNT)

- 1.) Paint Color (see page 32)

c.) Veneer/Paint Combination

1.) Upper Chassis Wood Species/Paint -

- Makore (MK2), Maple (MA2), Walnut (WA2), Double Cut (DC1) or Paint (PNT) (see page 32)

a.) Finish Color for Upper Chassis (see page 32)

2.) Lower Chassis Wood Species/Paint -

- Makore (MK2), Maple (MA2), Walnut (WA2), Double Cut (DC1) or Paint (PNT) (see page 32)

a.) Finish Color for Lower Chassis (see page 32)

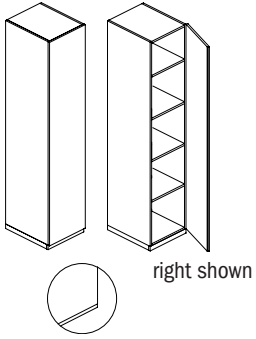
3.) Finish Color for Base

a.) Same as Upper Chassis

b.) Same as Lower Chassis

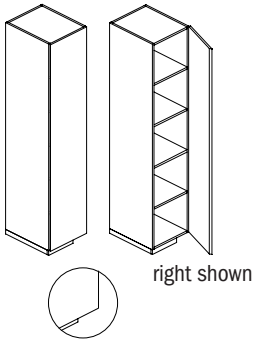
Note: Only one wood finish and one paint color can be specified per unit

Description	D	W	H	CTN WT	CU FT	① Model	List Price
<b>85 1/2" h Storage Unit with Flush Base</b>	22	18	85 1/2	195	25	<b>AP6-ADT-2-2218R</b>	<b>\$3,318</b>
	22	18	85 1/2	195	25	<b>AP6-ADT-2-2218L</b>	<b>\$3,318</b>



- base is flush
- four adjustable shelves
- door side has concealed bevel for opening
- soft close hinge door
- locking door available, specify and add \$105 list
- adjustable levelers/glides

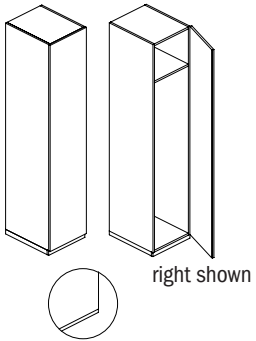
<b>85 1/2" h Storage Unit with Inset Base</b>	22	18	85 1/2	192	25	<b>AP6-ADT-2R-2218R</b>	<b>\$3,318</b>
	22	18	85 1/2	192	25	<b>AP6-ADT-2L-2218L</b>	<b>\$3,318</b>



- base is inset on one side
- four adjustable shelves
- door side has concealed bevel for opening
- soft close hinge door
- locking door available, specify and add \$105 list
- adjustable levelers/glides

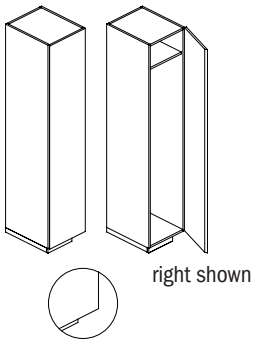
must be mounted

<b>85 1/2" h Wardrobe Unit with Flush Base</b>	22	18	85 1/2	176	25	<b>AP6-ADT-1-2218R</b>	<b>\$3,066</b>
	22	18	85 1/2	176	25	<b>AP6-ADT-1-2218L</b>	<b>\$3,066</b>



- base is flush
- fixed shelf
- hanging bar
- door side has concealed bevel for opening
- soft close hinge door
- locking door available, specify and add \$105 list
- adjustable leveler/glides

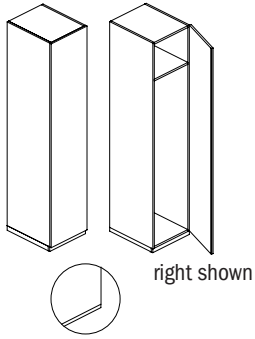
<b>85 1/2" h Wardrobe Unit with Inset Base</b>	22	18	85 1/2	172	25	<b>AP6-ADT-1R-2218R</b>	<b>\$3,066</b>
	22	18	85 1/2	172	25	<b>AP6-ADT-1L-2218L</b>	<b>\$3,066</b>



- base is inset on one side
- fixed shelf
- hanging bar
- door side has concealed bevel for opening
- soft close hinge door
- locking door available, specify and add \$105 list
- adjustable leveler/glides

must be mounted

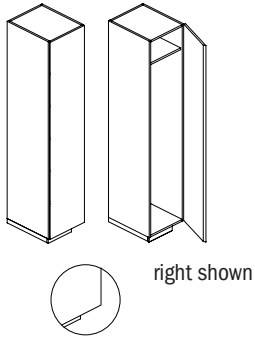
Description	D	W	H	CTN WT	CU FT	① Model	List Price
85 ½" h Wardrobe Unit with Flush Base	22	12	85 ½	141	17	AP6-ADT-1-2212R	\$2,699
	22	12	85 ½	141	17	AP6-ADT-1-2212L	\$2,699



- base is flush
- fixed shelf
- coat hook
- door side has concealed bevel for opening
- soft close hinge door
- locking door available, specify and add \$105 list
- adjustable leveler/glides

must be mounted  
 Note: Not a Freestanding Unit

85 ½" h Wardrobe Unit with Inset Base	22	12	85 ½	138	17	AP6-ADT-1R-2212R	\$2,699
	22	12	85 ½	138	17	AP6-ADT-1L-2212L	\$2,699



- base is inset on one side
- fixed shelf
- coat hook
- door side has concealed bevel for opening
- soft close hinge door
- locking door available, specify and add \$105 list
- adjustable leveler/glides

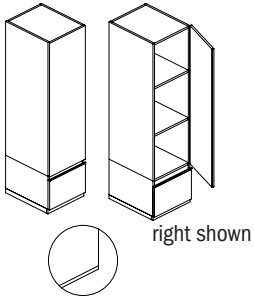
must be mounted  
 Note: Not a Freestanding Unit

**To Order, Specify:**

- ① Model Number
- ② Wood Species/Paint on Chassis/Door Fronts -  
 Makore (MK2), Maple (MA2), Walnut (WA2),  
 Double Cut (DC1) or Paint (PNT)  
 (see page 32)
- ③ Finish Color for Chassis/Door Fronts  
 (see page 32)
- ④ Finish Color for Base
  - a.) Same as Chassis/Drawer Front
  - b.) Paint (see page 32)

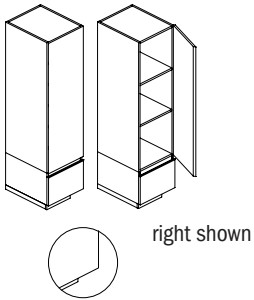
Note: Only one wood finish and one paint color can be specified per unit

Description	D	W	H	CTN WT	CU FT	① Model	List Price
70½" Storage Unit with Drawer and Flush Base	22	18	70½	182	20	AP6-DDS-B-2218R	\$3,507
	22	18	70½	182	20	AP6-DDS-B-2218L	\$3,507



- base is flush
- two adjustable shelves
- pedestal front locking
- door side has concealed bevel for opening
- soft close hinge door
- locking door available, specify and add \$105 list
- adjustable levelers/glides

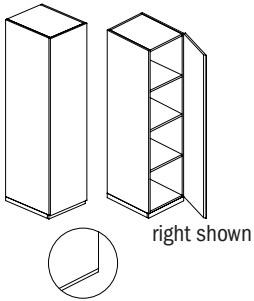
70½" Storage Unit with Drawer and Inset Base	22	18	70½	179	20	AP6-DDS-BR-2218R	\$3,507
	22	18	70½	179	20	AP6-DDS-BL-2218L	\$3,507



- base is inset on one side
- two adjustable shelves
- pedestal front locking
- door side has concealed bevel for opening
- soft close hinge door
- locking door available, specify and add \$105 list
- adjustable levelers/glides

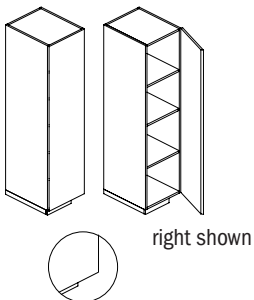
must be mounted

70½" Storage Unit with Flush Base	22	18	70½	163	20	AP6-ADS-2-2218R	\$2,940
	22	18	70½	163	20	AP6-ADS-2-2218L	\$2,940



- base is flush
- three adjustable shelves
- door side has concealed bevel for opening
- soft close hinge door
- locking door available, specify and add \$105 list
- adjustable levelers/glides

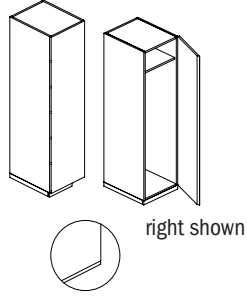
70½" Storage Unit with Inset Base	22	18	70½	160	20	AP6-ADS-2R-2218R	\$2,940
	22	18	70½	160	20	AP6-ADS-2L-2218L	\$2,940



- base is inset on one side
- three adjustable shelves
- door side has concealed bevel for opening
- soft close hinge door
- locking door available, specify and add \$105 list
- adjustable levelers/glides

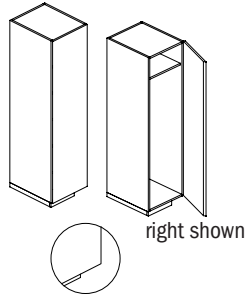
must be mounted

Description	D	W	H	CTN WT	CU FT	① Model	List Price
70 ½" h Wardrobe Unit with Flush Base	22	18	70 ½	150	20	AP6-ADS-1-2218R	\$2,751
	22	18	70 ½	150	20	AP6-ADS-1-2218L	\$2,751



- base is flush
- fixed shelf
- hanging bar
- door side has concealed bevel for opening
- soft close hinge door
- locking door available, specify and add \$105 list
- adjustable leveler/glides

70 ½" h Wardrobe Unit with Inset Base	22	18	70 ½	147	20	AP6-ADS-1R-2218R	\$2,751
	22	18	70 ½	147	20	AP6-ADS-1L-2218L	\$2,751



- base is inset on one side
- fixed shelf
- hanging bar
- door side has concealed bevel for opening
- soft close hinge door
- locking door available, specify and add \$105 list
- adjustable leveler/glides

must be mounted

**To Order, Specify:**

① Model Number

② Finish Application

a.) All Veneer

- 1.) Wood Species - Makore (MK2), Maple (MA2), Walnut (WA2) or Double Cut (DC1) (see page 32)

a.) Finish Color (see page 32)

b.) All Paint (PNT)

- 1.) Paint Color (see page 32)

c.) Veneer/Paint Combination

- 1.) Upper Chassis Wood Species/Paint - Makore (MK2), Maple (MA2), Walnut (WA2), Double Cut (DC1) or Paint (PNT) (see page 32)

a.) Finish Color for Upper Chassis (see page 32)

- 2.) Lower Chassis Wood Species/Paint - Makore (MK2), Maple (MA2), Walnut (WA2), Double Cut (DC1) or Paint (PNT) (see page 32)

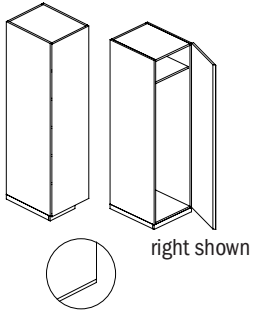
a.) Finish Color for Lower Chassis (see page 32)

3.) Finish Color for Base -

- a.) Same as Upper Chassis
- b.) Same as Lower Chassis

Note: Only one wood finish and one paint color can be specified per unit

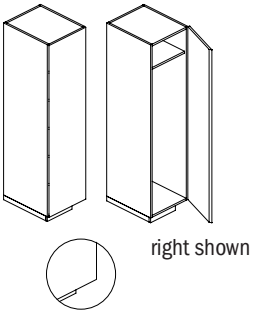
Description	D	W	H	CTN WT	CU FT	① Model	List Price
70½" h Wardrobe Unit with Flush Base	22	12	70½	120	14	AP6-ADS-1-2212R	\$2,436
	22	12	70½	120	14	AP6-ADS-1-2212L	\$2,436



- base is flush
- fixed shelf
- coat hook
- door side has concealed bevel for opening
- soft close hinge door
- locking door available, specify and add \$105 list
- adjustable leveler/glides

must be mounted

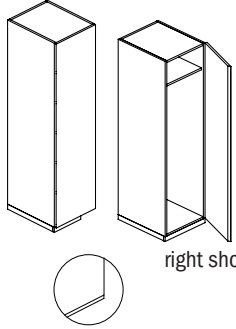
70½" h Wardrobe Unit with Inset Base	22	12	70½	117	14	AP6-ADS-1R-2212R	\$2,436
	22	12	70½	117	14	AP6-ADS-1L-2212L	\$2,436



- base is inset on one side
- fixed shelf
- coat hook
- door side has concealed bevel for opening
- soft close hinge door
- locking door available, specify and add \$105 list
- adjustable leveler/glides

APOGEE™

Description	D	W	H	CTN WT	CU FT	① Model	List Price
70 1/2" h Wardrobe Unit with Flush Base	22	12	70 1/2	120	14	AP6-ADS-1-2212R	\$2,436
	22	12	70 1/2	120	14	AP6-ADS-1-2212L	\$2,436

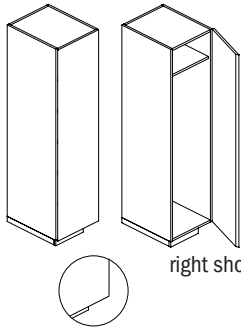


right shown

- base is flush
- fixed shelf
- coat hook
- door side has concealed bevel for opening
- soft close hinge door
- locking door available, specify and add \$105 list
- adjustable leveler/glides

must be mounted

70 1/2" h Wardrobe Unit with Inset Base	22	12	70 1/2	117	14	AP6-ADS-1R-2212R	\$2,436
	22	12	70 1/2	117	14	AP6-ADS-1L-2212L	\$2,436



right shown

- base is inset on one side
- fixed shelf
- coat hook
- door side has concealed bevel for opening
- soft close hinge door
- locking door available, specify and add \$105 list
- adjustable leveler/glides

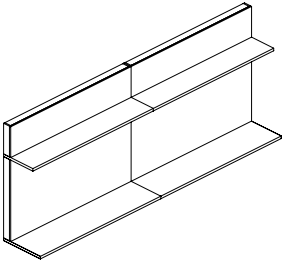
**To Order, Specify:**

- ① Model Number
- ② Wood Species/Paint on Chassis/Door Fronts -  
Makore (MK2), Maple (MA2), Walnut (WA2),  
Double Cut (DC1) or Paint (PNT)  
(see page 32)
- ③ Finish Color for Chassis/Door Fronts  
(see page 32)
- ④ Finish Color for Base
  - a.) Same as Chassis/Drawer Front
  - b.) Paint (see page 32)

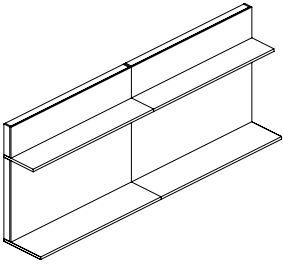
Note: Only one wood finish and one paint color can be specified per unit

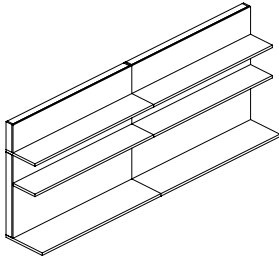


Description	D	W	H	CTN WT	CU FT	① Model	List Price
<b>144" w Dual Open Workwall with Shelf</b>	22	144	57	568	124	<b>AM4-CWO-SP-22144</b>	<b>W/O PANEL \$11,004</b>
<ul style="list-style-type: none"> <li>· wall mounted</li> <li>· workwall top included (17 ¾" deep)</li> <li>· one fixed shelf</li> <li>· shipped in four sections</li> <li>· finish scheme                             <ul style="list-style-type: none"> <li>-workwall top - veneer only</li> <li>-chassis and shelves - veneer or paint</li> </ul> </li> <li>· two grommets 31" off center of each section of the workwall available, specify and add \$158 list</li> <li>· aluminum mini shelf available, specify and add \$1,565 list; an insert back panel is required when ordering a mini shelf</li> <li>· back insert panel between shelf and top available, indicate selection on order and select appropriate list price; panel reduces workwall by 1"                             <ul style="list-style-type: none"> <li>-veneer panel</li> <li>-paint panel</li> <li>-magnetic back painted white glass with thin aluminum frame and 6 magnets</li> <li>-tackable fabric panel - com ydg: 5</li> </ul> </li> </ul>							<b>VENEER PANEL \$12,621</b> <b>PAINT PANEL \$12,621</b> <b>GLASS PANEL \$15,902</b> <b>FABRIC PANEL</b> <b>COM \$12,029</b> <b>A \$12,080</b> <b>B \$12,176</b> <b>C \$12,348</b> <b>D \$12,569</b> <b>E \$12,787</b> <b>F \$13,130</b> <b>G \$13,497</b> <b>H \$13,888</b> <b>I \$14,499</b> <b>J \$15,232</b>
<p>Note: use insert panel when wanting to add contrast</p>							

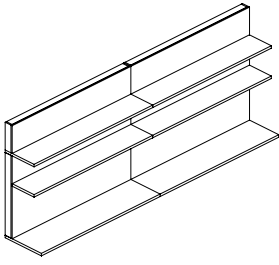


<b>120" w Dual Open Workwall with Shelf</b>	22	120	57	474	104	<b>AM4-CWO-SP-22120</b>	<b>W/O PANEL \$10,248</b>
<ul style="list-style-type: none"> <li>· wall mounted</li> <li>· workwall top included (17 ¾" deep)</li> <li>· one fixed shelf</li> <li>· shipped in four sections</li> <li>· finish scheme                             <ul style="list-style-type: none"> <li>-workwall top - veneer only</li> <li>-chassis and shelves - veneer or paint</li> </ul> </li> <li>· two grommets 25" off center of each section of the workwall available, specify and add \$158 list</li> <li>· aluminum mini shelf available, specify and add \$1,407 list; an insert back panel is required when ordering a mini shelf</li> <li>· back insert panel between shelf and top available, indicate selection on order and select appropriate list price; panel reduces workwall by 1"                             <ul style="list-style-type: none"> <li>-veneer panel</li> <li>-paint panel</li> <li>-magnetic back painted white glass with thin aluminum frame and 6 magnets</li> <li>-tackable fabric panel - com ydg: 4 ½"</li> </ul> </li> </ul>							<b>VENEER PANEL \$11,676</b> <b>PAINT PANEL \$11,676</b> <b>GLASS PANEL \$14,182</b> <b>FABRIC PANEL</b> <b>COM \$11,223</b> <b>A \$11,269</b> <b>B \$11,355</b> <b>C \$11,511</b> <b>D \$11,708</b> <b>E \$11,905</b> <b>F \$12,214</b> <b>G \$12,544</b> <b>H \$12,894</b> <b>I \$13,445</b> <b>J \$14,104</b>
<p>Note: use insert panel when wanting to add contrast</p>							



Description	D	W	H	CTN WT	CU FT	① Model	List Price
<b>144" w Dual Open Workwall with 2 Shelves</b>	22	144	57	610	124	<b>AM4-CWO-S2-22144</b>	<b>W/O PANEL \$11,109</b>
 <ul style="list-style-type: none"> <li>· wall mounted</li> <li>· workwall top included (17 ¾" deep)</li> <li>· two fixed shelves</li> <li>· shipped in four sections</li> <li>· finish scheme                             <ul style="list-style-type: none"> <li>-workwall top - veneer only</li> <li>-chassis and shelves - veneer or paint</li> </ul> </li> <li>· eight letter divider fins available, specify and add \$630 list</li> <li>· six legal divider fins available, specify and add \$473 list</li> <li>· two grommets 31" off center of each section of the workwall available, specify and add \$158 list</li> <li>· aluminum mini shelf available, specify and add \$1,565 list; an insert back panel is required when ordering a mini shelf</li> <li>· back insert panel between bottom shelf and top available, indicate selection on order and select appropriate list price; panel reduces workwall by 1"                             <ul style="list-style-type: none"> <li>-veneer panel</li> <li>-paint panel</li> <li>-magnetic back painted white glass with thin aluminum frame and 6 magnets</li> <li>-tackable fabric panel - com ydg: 5</li> </ul> </li> </ul>	<b>VENEER PANEL \$12,726</b> <b>PAINT PANEL \$12,726</b> <b>GLASS PANEL \$16,007</b> <b>FABRIC PANEL</b> <b>COM \$12,134</b> <b>A \$12,185</b> <b>B \$12,281</b> <b>C \$12,453</b> <b>D \$12,674</b> <b>E \$12,892</b> <b>F \$13,235</b> <b>G \$13,602</b> <b>H \$13,993</b> <b>I \$14,604</b> <b>J \$15,337</b>						

Note: use insert panel when wanting to add contrast

Description	D	W	H	CTN WT	CU FT	① Model	List Price
<b>120" w Dual Open Workwall with 2 Shelves</b>	22	120	57	508	104	<b>AM4-CWO-S2-22120</b>	<b>W/O PANEL \$10,353</b>
 <ul style="list-style-type: none"> <li>· wall mounted</li> <li>· workwall top included (17 ¾" deep)</li> <li>· two fixed shelves</li> <li>· shipped in four sections</li> <li>· finish scheme                             <ul style="list-style-type: none"> <li>-workwall top - veneer only</li> <li>-chassis and shelves - veneer or paint</li> </ul> </li> <li>· six letter divider fins available, specify and add \$473 list</li> <li>· six legal divider fins available, specify and add \$473 list</li> <li>· two grommets 25" off center of each section of the workwall available, specify and add \$158 list</li> <li>· aluminum mini shelf available, specify and add \$1,407 list; an insert back panel is required when ordering a mini shelf</li> <li>· back insert panel between bottom shelf and top available, indicate selection on order and select appropriate list price; panel reduces workwall by 1"                             <ul style="list-style-type: none"> <li>-veneer panel</li> <li>-paint panel</li> <li>-magnetic back painted white glass with thin aluminum frame and 6 magnets</li> <li>-tackable fabric panel - com ydg: 4 ½</li> </ul> </li> </ul>	<b>VENEER PANEL \$11,876</b> <b>PAINT PANEL \$11,876</b> <b>GLASS PANEL \$14,287</b> <b>FABRIC PANEL</b> <b>COM \$11,328</b> <b>A \$11,374</b> <b>B \$11,460</b> <b>C \$11,616</b> <b>D \$11,813</b> <b>E \$12,010</b> <b>F \$12,319</b> <b>G \$12,649</b> <b>H \$12,999</b> <b>I \$13,550</b> <b>J \$14,209</b>						

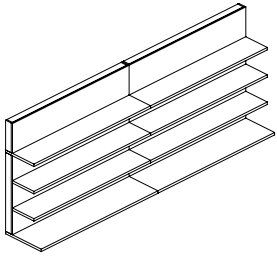
Note: use insert panel when wanting to add contrast

**To Order, Specify:**

- ① Model Number
- ② Wood Species on Top - Makore (MK2), Maple (MA2) Walnut (WA2) or Double Cut (DC1) (see page 32)
- ③ Finish Color for Top (see page 32)
- ④ Finish Color for Chassis/Shelves
  - a.) Same as Top
  - b.) Paint Color (see page 32)
- ⑤ Insert Panel
  - a.) Veneer
    - 1.) Wood Species - Makore (MK2), Maple (MA2), Walnut (WA2) or Double Cut (DC1) (see page 32)
    - a.) Finish Color (see page 32)
  - b.) Paint (PNT)
    - 1.) Paint Color (see page 32)
  - c.) Back Painted Magnetic Glass
  - d.) Fabric - vendor, pattern, color

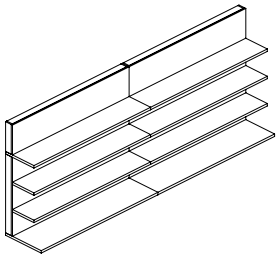
Note: Only one wood finish and one paint color can be specified per unit

Description	D	W	H	CTN WT	CU FT	① Model	List Price
144" w Dual Open Workwall with 3 Shelves	22	144	57	678	124	AM4-CWO-S3-22144	\$9,492

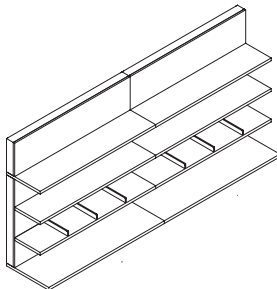


- wall mounted
- workwall top included (17 3/4" deep)
- three fixed shelves
- shipped in four sections
- finish scheme
  - workwall top - veneer only
  - chassis and shelves - veneer or paint
- eight letter divider fins available, specify and add \$630 list
- six legal divider fins available, specify and add \$473
- two grommets 31" off center of each section of the workwall available, specify and add \$158 list

120" w Dual Open Workwall with 3 Shelves	22	120	57	566	104	AM4-CWO-S3-22120	\$8,820
--	----	-----	----	-----	-----	------------------	---------



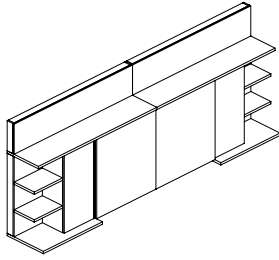
- wall mounted
- workwall top included (17 3/4" deep)
- three fixed shelves
- shipped in four sections
- finish scheme
  - workwall top - veneer only
  - chassis and shelves - veneer or paint
- six letter divider fins available, specify and add \$473 list
- six legal divider fins available, specify and add \$473 list
- two grommets 25" off center of each section of the workwall available, specify and add \$158 list



divider fins shown optional

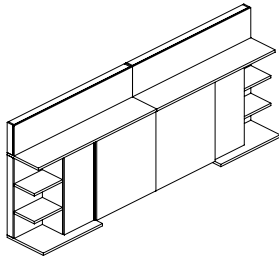
APOGEE™

Description	D	W	H	CTN WT	CU FT	① Model	List Price
144" w Dual Wardrobe Workwall with Sliding Doors	22	144	57	588	140	AM4-CWW-1-22144	\$14,658



- must order work center section, see pages 164-167
- wall mounted
- workwall top included
- shipped in four sections
- left and right side
  - 18" w fixed outer shelves
  - 18" w storage/wardrobe (sliding interior bi-pass door) adjustable shelves and coat hook
- finish scheme
  - workwall top - veneer only
  - chassis, interior sliding doors and shelves
    - veneer
    - paint
  - exterior 36" w sliding doors
    - veneer
    - paint
    - back painted white glass with thin aluminum frame, add \$1,966 list
    - magnetic back painted white glass with thin aluminum frame and 6 magnets, add \$2,310 list

120" w Dual Wardrobe Workwall with Sliding Doors	22	120	57	448	118	AM4-CWW-1-22120	\$13,860
--	----	-----	----	-----	-----	-----------------	----------



- must order work center section, see pages 164-167
- wall mounted
- workwall top included
- shipped in four sections
- left and right side
  - 15" w fixed outer shelves
  - 15" w storage/wardrobe (sliding interior bi-pass door) adjustable shelves and coat hook
- finish scheme
  - workwall top - veneer only
  - chassis, interior sliding doors and shelves
    - veneer
    - paint
  - exterior 30" w sliding doors
    - veneer
    - paint
    - back painted white glass with thin aluminum frame, add \$1,809 list
    - magnetic back painted white glass with thin aluminum frame and 6 magnets, add \$2,124 list

**To Order, Specify:**

**Open Workwall**

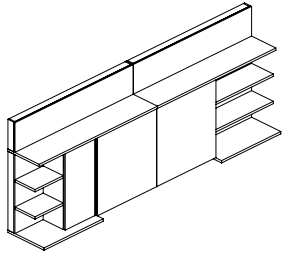
- ① Model Number
- ② Wood Species on Top - Makore (MK2), Maple (MA2) Walnut (WA2) or Double Cut (DC1) (see page 32)
- ③ Finish Color for Top (see page 32)
- ④ Finish Color for Chassis/Shelves
  - a.) Same as Top
  - b.) Paint Color (see page 32)

**Wardrobe Workwall**

- ① Model Number
- ② Wood Species on Top - Makore (MK2), Maple (MA2) Walnut (WA2) or Double Cut (DC1) (see page 32)
- ③ Finish Color for Top (see page 32)
- ④ Finish Color for Chassis, Interior Sliding Doors and Shelves
  - a.) Same as Top
  - b.) Paint Color (see page 32)
- ⑤ Exterior Sliding Doors
  - a.) Same as Top
  - b.) Paint Color (see page 32)
  - c.) Glass

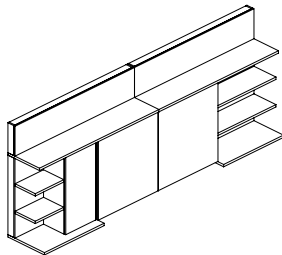
Note: Only one wood finish and one paint color can be specified per unit

Description	D	W	H	CTN WT	CU FT	① Model	List Price
<b>144" w Wardrobe Workwall and Shelf Workwall with Sliding Doors</b>	22	144	57	572	138	<b>AM4-CWC-WS-22144</b>	<b>\$13,283</b>



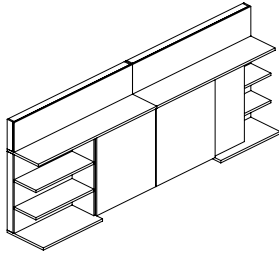
- must order work center section, see pages 164-167
- wall mounted
- workwall top included
- shipped in four sections
- left side
  - -18" w fixed outer shelves
  - -18" w storage/wardrobe (sliding interior bi-pass door)
  - adjustable shelves and coat hook
- right side
  - -36" w fixed outer shelves
- finish scheme
  - workwall top - veneer only
  - chassis, interior sliding doors and shelves
    - veneer
    - paint
  - exterior 36" w sliding doors
    - veneer
    - paint
    - back painted white glass with thin aluminum frame, add \$1,966 list
    - magnetic back painted white glass with thin aluminum frame and 6 magnets, add \$2,310 list

<b>120" w Wardrobe Workwall and Shelf Workwall with Sliding Door</b>	22	120	57	434	115	<b>AM4-CWC-WS-22120</b>	<b>\$12,600</b>
--	----	-----	----	-----	-----	-------------------------	-----------------



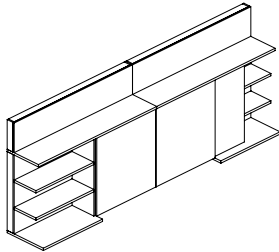
- must order work center section, see pages 164-167
- wall mounted
- workwall top included
- shipped in four sections
- left side
  - -15" w fixed outer shelves
  - -15" w storage/wardrobe (sliding interior bi-pass door)
  - adjustable shelves and coat hook
- right side
  - -30" w fixed outer shelves
- finish scheme
  - workwall top - veneer only
  - chassis, interior sliding doors and shelves
    - veneer
    - paint
  - exterior 30" w sliding doors
    - veneer
    - paint
    - back painted white glass with thin aluminum frame, add \$1,809 list
    - magnetic back painted white glass with thin aluminum frame and 6 magnets, add \$2,124 list

Description	D	W	H	CTN WT	CU FT	① Model	List Price
<b>144" w Shelf Workwall and Wardrobe Workwall with Sliding Doors</b>	22	144	57	572	138	<b>AM4-CWC-SW-22144</b>	<b>\$13,283</b>



- must order work center section, see pages 164-167
- wall mounted
- workwall top included
- shipped in four sections
- left side
  - 36" w fixed outer shelves
- right side
  - 18" w fixed outer shelves
  - 18" w storage/wardrobe (sliding interior bi-pass door)
- adjustable shelves and coat hook
- finish scheme
  - workwall top - veneer only
  - chassis, interior sliding doors and shelves
    - veneer
    - paint
  - exterior 36" w sliding doors
    - veneer
    - paint
    - back painted white glass with thin aluminum frame, add \$1,966 list
    - magnetic back painted white glass with thin aluminum frame and 6 magnets, add \$2,310 list

<b>120" w Shelf Workwall and Wardrobe Workwall with Sliding Doors</b>	22	120	57	434	115	<b>AM4-CWC-SW-22120</b>	<b>\$12,600</b>
---	----	-----	----	-----	-----	-------------------------	-----------------

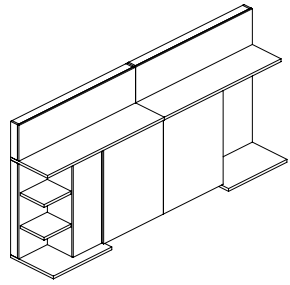


- must order work center section, see pages 164-167
- wall mounted
- workwall top included
- shipped in four sections
- left side
  - 30" w fixed outer shelves
- right side
  - 15" w fixed outer shelves
  - 15" w storage/wardrobe (sliding interior bi-pass door)
- adjustable shelves and coat hook
- finish scheme
  - workwall top - veneer only
  - chassis, interior sliding doors and shelves
    - veneer
    - paint
  - exterior 36" w sliding doors
    - veneer
    - paint
    - back painted white glass with thin aluminum frame, add \$1,809 list
    - magnetic back painted white glass with thin aluminum frame and 6 magnets, add \$2,124 list

**To Order, Specify:**

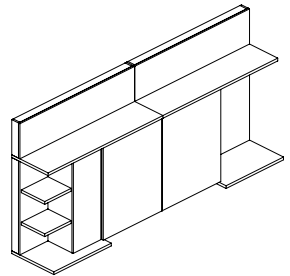
- |  |   |
|--|---|
| <ul style="list-style-type: none"> <li>① Model Number</li> <li>② Wood Species on Top - Makore (MK2), Maple (MA2) Walnut (WA2) or Double Cut (DC1) (see page 32)</li> <li>③ Finish Color for Top (see page 32)</li> <li>④ Finish Color for Chassis, Interior Sliding Doors and Shelves                             <ul style="list-style-type: none"> <li>a.) Same as Top</li> <li>b.) Paint Color (see page 32)</li> </ul> </li> </ul> | <ul style="list-style-type: none"> <li>⑤ Exterior Sliding Doors                             <ul style="list-style-type: none"> <li>a.) Same as Top</li> <li>b.) Paint Color (see page 32)</li> <li>b.) Glass</li> </ul> </li> </ul> <p>Note: Only one wood finish and one paint color can be specified per unit</p> |
|--|---|

Description	D	W	H	CTN WT	CU FT	① Model	List Price
<b>144" w Wardrobe Workwall and Display Workwall with Sliding Doors</b>	22	144	57	550	138	<b>AM4-CWC-WD-22144</b>	<b>\$12,968</b>



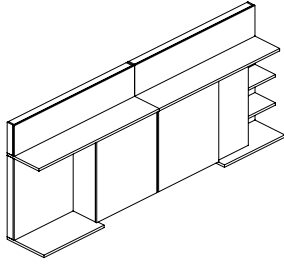
- must order work center section, see pages 164-167
- wall mounted
- workwall top included
- shipped in four sections
- left side
  - 18" w fixed outer shelves
  - 18" w storage/wardrobe (sliding interior bi-pass door)
  - adjustable shelves and coat hook
- right side
  - 36" w open display area
- finish scheme
  - workwall top - veneer only
  - chassis, interior sliding door and shelves
    - veneer
    - paint
  - exterior 36" w sliding doors
    - veneer
    - paint
  - back painted white glass with thin aluminum frame, add \$1,966 list
  - magnetic back painted white glass with thin aluminum frame and 6 magnets, add \$2,310 list

<b>120" w Wardrobe Workwall and Display Workwall with Sliding Doors</b>	22	120	57	417	115	<b>AM4-CWC-WD-22120</b>	<b>\$12,285</b>
---	----	-----	----	-----	-----	-------------------------	-----------------



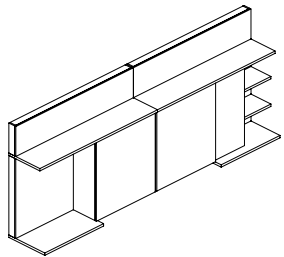
- must order work center section, see pages 164-167
- wall mounted
- workwall top included
- shipped in four sections
- left side
  - 15" w fixed outer shelves
  - 15" w storage/wardrobe (sliding interior bi-pass door)
  - adjustable shelves and coat hook
- right side
  - 30" w open display area
- finish scheme
  - workwall top - veneer only
  - chassis, interior sliding door and shelves
    - veneer
    - paint
  - exterior 30" w sliding doors
    - veneer
    - paint
  - back painted white glass with thin aluminum frame, add \$1,809 list
  - magnetic back painted white glass with thin aluminum frame and 6 magnets, add \$2,124 list

Description	D	W	H	CTN WT	CU FT	① Model	List Price
<b>144" w Display Workwall and Wardrobe Workwall with Sliding Doors</b>	22	144	57	550	138	<b>AM4-CWC-DW-22144</b>	<b>\$12,968</b>



- must order work center section, see pages 164-167
- wall mounted
- workwall top included
- shipped in four sections
- left side
  - 36" w open display area
- right side
  - 18" w fixed outer shelves
  - 18" w storage/wardrobe (sliding interior bi-pass door)
  - adjustable shelves and coat hook
- finish scheme
  - workwall top - veneer only
  - chassis, interior sliding door and shelves
    - veneer
    - paint
  - exterior 36" w sliding doors
    - veneer
    - paint
  - back painted white glass with thin aluminum frame, add \$1,966 list
  - magnetic back painted white glass with thin aluminum frame and 6 magnets, add \$2,310 list

<b>120" w Display Workwall and Wardrobe Workwall with Sliding Doors</b>	22	120	57	417	115	<b>AM4-CWC-DW-22120</b>	<b>\$12,285</b>
---	----	-----	----	-----	-----	-------------------------	-----------------



- must order work center section, see pages 164-167
- wall mounted
- workwall top included
- shipped in four sections
- left side
  - 30" w open display area
- right side
  - 15" w fixed outer shelves
  - 15" w storage/wardrobe (sliding interior bi-pass door)
  - adjustable shelves and coat hook
- finish scheme
  - workwall top - veneer only
  - chassis, interior sliding door and shelves
    - veneer
    - paint
  - exterior 30" w sliding doors
    - veneer
    - paint
  - back painted white glass with thin aluminum frame, add \$1,809 list
  - magnetic back painted white glass with thin aluminum frame and 6 magnets, add \$2,124 list

**To Order, Specify:**

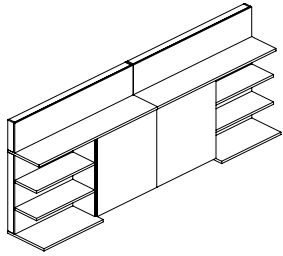
- ① Model Number
- ② Wood Species on Top - Makore (MK2), Maple (MA2) Walnut (WA2) or Double Cut (DC1) (see page 32)
- ③ Finish Color for Top (see page 32)
- ④ Finish Color for Chassis, Interior Sliding Doors and Shelves
  - a.) Same as Top
  - b.) Paint Color (see page 32)

- ⑤ Exterior Sliding Doors
  - a.) Same as Top
  - b.) Paint Color (see page 32)
  - c.) Glass

Note: Only one wood finish and one paint color can be specified per unit

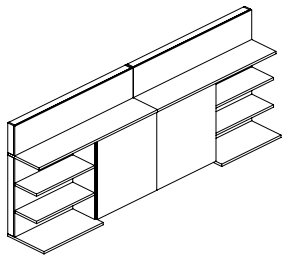


Description	D	W	H	CTN WT	CU FT	① Model	List Price
144" w Dual Shelf Workwall with Sliding Doors	22	144	57	556	136	AM4-CWS-1-22144	\$11,907



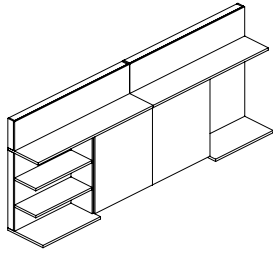
- must order work center section, see pages 164-167
- wall mounted
- workwall top included
- shipped in four sections
- left and right side
  - 36" w fixed outer shelves
- finish scheme
  - workwall top - veneer only
  - chassis and shelves
    - veneer
    - paint
  - exterior 36" w sliding doors
    - veneer
    - paint
    - back painted white glass with thin aluminum frame, add \$1,966 list
    - magnetic back painted white glass with thin aluminum frame and 6 magnets, add \$2,310 list

120" w Dual Shelf Workwall with Sliding Doors	22	120	57	420	112	AM4-CWS-1-22120	\$11,340
---	----	-----	----	-----	-----	-----------------	----------



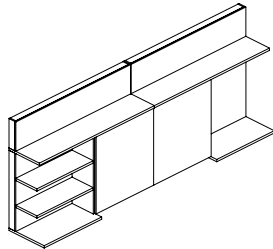
- must order work center section, see pages 164-167
- wall mounted
- workwall top included
- shipped in four sections
- left and right side
  - 30" w fixed outer shelves
- finish scheme
  - workwall top - veneer only
  - chassis and shelves
    - veneer
    - paint
  - exterior 30" w sliding doors
    - veneer
    - paint
    - back painted white glass with thin aluminum frame, add \$1,809 list
    - magnetic back painted white glass with thin aluminum frame and 6 magnets, add \$2,124 list

Description	D	W	H	CTN WT	CU FT	① Model	List Price
<b>144" w Shelf Workwall and Display Workwall with Sliding Doors</b>	22	144	57	534	136	<b>AM4-CWC-SD-22144</b>	<b>\$11,592</b>



- must order work center section, see pages 164-167
- wall mounted
- workwall top included
- shipped in four sections
- left side
  - 36" w fixed outer shelves
- right side
  - 36" w display area
- finish scheme
  - workwall top - veneer only
  - chassis and shelves
    - veneer
    - paint
  - exterior 36" w sliding doors
    - veneer
    - paint
  - back painted white glass with thin aluminum frame, add \$1,966 list
  - magnetic back painted white glass with thin aluminum frame and 6 magnets, add \$2,310 list

<b>120" w Shelf Workwall and Display Workwall with Sliding Doors</b>	22	120	57	403	112	<b>AM4-CWC-SD-22120</b>	<b>\$11,025</b>
--	----	-----	----	-----	-----	-------------------------	-----------------



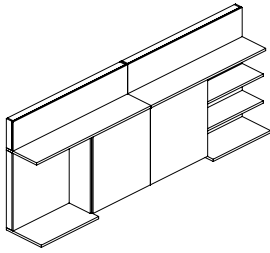
- must order work center section, see pages 164-167
- wall mounted
- workwall top included
- shipped in four sections
- left side
  - 30" w fixed outer shelves
- right side
  - 30" w display area
- finish scheme
  - workwall top - veneer only
  - chassis and shelves
    - veneer
    - paint
  - exterior 30" w sliding doors
    - veneer
    - paint
  - back painted white glass with thin aluminum frame, add \$1,809 list
  - magnetic back painted white glass with thin aluminum frame and 6 magnets, add \$2,124 list

**To Order, Specify:**

- ① Model Number Note: Only one wood finish and one paint color can be specified
- ② Wood Species on Top - Makore (MK2), Maple (MA2) per unit  
Walnut (WA2) or Double Cut (DC1)  
(see page 32)
- ③ Finish Color for Top (see page 32)
- ④ Finish Color for Chassis, Interior Sliding Doors and Shelves
  - a.) Same as Top
  - b.) Paint Color (see page 32)
- ⑤ Exterior Sliding Doors
  - a.) Same as Top
  - b.) Paint Color (see page 32)
  - c.) Glass

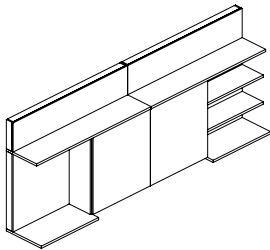
APOGEE™

Description	D	W	H	CTN WT	CU FT	① Model	List Price
<b>144" w Display Workwall and Shelf Workwall with Sliding Doors</b>	22	144	57	534	136	<b>AM4-CWC-DS-22144</b>	<b>\$11,592</b>



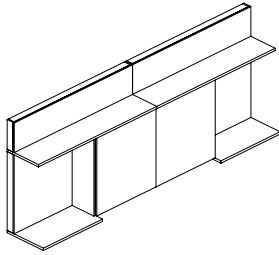
- must order work center section, see pages 164-167
- wall mounted
- workwall top included
- shipped in four sections
- left side
  - 36" w display area
- right side
  - 36" w outer fixed shelves
- finish scheme
  - workwall top - veneer only
  - chassis and shelves
    - veneer
    - paint
  - exterior 36" w sliding doors
    - veneer
    - paint
  - back painted white glass with thin aluminum frame, add \$1,966 list
  - magnetic back painted white glass with thin aluminum frame and 6 magnets, add \$2,310 list

<b>120" w Display Workwall and Shelf Workwall with Sliding Doors</b>	22	120	57	403	112	<b>AM4-CWC-DS-22120</b>	<b>\$11,025</b>
--	----	-----	----	-----	-----	-------------------------	-----------------



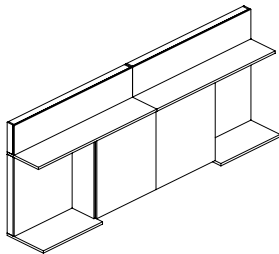
- must order work center section, see pages 164-167
- wall mounted
- workwall top included
- shipped in four sections
- left side
  - 30" w display area
- right side
  - 30" w outer fixed shelves
- finish scheme
  - workwall top - veneer only
  - chassis and shelves
    - veneer
    - paint
  - exterior 30" w sliding doors
    - veneer
    - paint
  - back painted white glass with thin aluminum frame, add \$1,809 list
  - magnetic back painted white glass with thin aluminum frame and 6 magnets, add \$2,124 list

Description	D	W	H	CTN WT	CU FT	① Model	List Price
144" w Dual Display Workwall with Sliding Doors	22	144	57	512	136	AM4-CWD-1-22144	\$11,277



- must order work center section, see pages 164-167
- wall mounted
- workwall top included
- shipped in four sections
- left and right side
  - 36" w display area
- finish scheme
  - workwall top - veneer only
  - chassis and shelves
    - veneer
    - paint
  - exterior 36" w sliding doors
    - veneer
    - paint
  - back painted white glass with thin aluminum frame, add \$1,966 list
  - magnetic back painted white glass with thin aluminum frame and 6 magnets, add \$2,310 list

120" w Dual Display Workwall with Sliding Doors	22	120	57	386	112	AM4-CWD-1-22120	\$10,710
---	----	-----	----	-----	-----	-----------------	----------



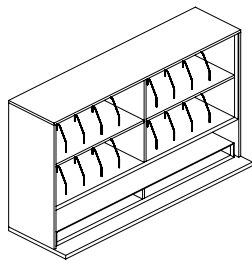
- must order work center section, see pages 164-167
- wall mounted
- workwall top included
- shipped in four sections
- left and right side
  - 30" w display area
- finish scheme
  - workwall top - veneer only
  - chassis and shelves
    - veneer
    - paint
  - exterior 30" w sliding doors
    - veneer
    - paint
  - back painted white glass with thin aluminum frame, add \$1,809 list
  - magnetic back painted white glass with thin aluminum frame and 6 magnets, add \$2,124 list

**To Order, Specify:**

- ① Model Number
- ② Wood Species on Top - Makore (MK2), Maple (MA2) Walnut (WA2) or Double Cut (DC1) (see page 32)
- ③ Finish Color for Top (see page 32)
- ④ Finish Color for Chassis and Shelves
  - a.) Same as Top
  - b.) Paint Color (see page 32)
- ⑤ Exterior Sliding Doors
  - a.) Same as Top
  - b.) Paint Color (see page 32)
  - c.) Glass

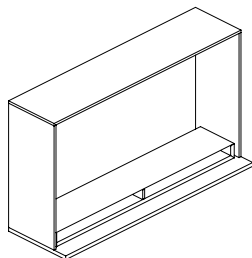
Note: Only one wood finish and one paint color can be specified per unit

Description	D	W	H	CTN WT	CU FT	① Model	List Price
Workcenter	22	72	41	362	45	AM4-CZW-05-22144	\$4,137
	22	60	41	302	38	AM4-CZW-05-22120	\$3,969



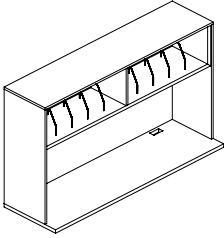
- -22144 use with 144" w workwall with sliding doors
- -22120 use with 120" w workwall with sliding doors
- wall mounted
- workwall top included
- wire pass thru
- -22144 cubby opening 34" w each
- -22120 cubby opening 28" w each

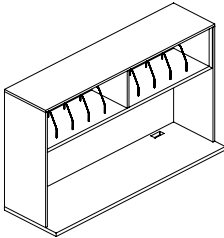
Media Workcenter	22	72	41	291	45	AM4-CZW-06-22144	\$2,562
	22	60	41	243	38	AM4-CZW-06-22120	\$2,457



- -22144 use with 144" w workwall with sliding doors
- -22120 use with 120" w workwall with sliding doors
- wall mounted
- workwall top included
- wire pass thru
- -22144 cubby opening 34" w each
- -22120 cubby opening 28" w each

APOGEE™

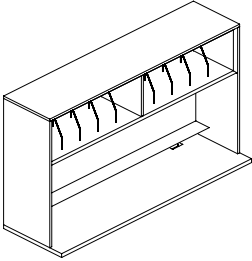
Description	D	W	H	CTN WT	CU FT	① Model	List Price
 <p>72" w Workcenter</p> <ul style="list-style-type: none"> <li>· use with 144" w workwall with sliding doors</li> <li>· wall mounted</li> <li>· LED task lights auto on off door switch</li> <li>· required insert panel available in veneer, paint, magnetic back painted white glass or fabric, indicate selection on order and select appropriate list price</li> <li>· glass insert panel has a thin aluminum frame</li> <li>· glass not factory installed</li> <li>· pack of 6 magnets come with magnetic glass option</li> <li>· worksurface grommets</li> <li>· com ydg: 5</li> </ul>	22	72	41	273	45	AM4-CZW-01-22144	<b>VENEER PANEL</b> \$3,581 <b>PAINT PANEL</b> \$3,581 <b>GLASS PANEL</b> \$5,221 <b>FABRIC PANEL</b> <b>COM</b> \$3,285 <b>A</b> \$3,334 <b>B</b> \$3,432 <b>C</b> \$3,603 <b>D</b> \$3,824 <b>E</b> \$4,043 <b>F</b> \$4,385 <b>G</b> \$4,752 <b>H</b> \$5,142 <b>I</b> \$5,753 <b>J</b> \$6,486

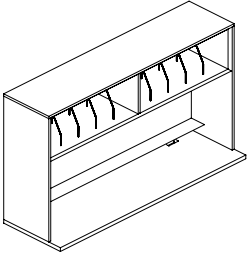
 <p>60" w Workcenter</p> <ul style="list-style-type: none"> <li>· use with 120" w workwall with sliding doors</li> <li>· wall mounted</li> <li>· LED task lights auto on off door switch</li> <li>· required insert panel available in veneer, paint, magnetic back painted white glass or fabric, indicate selection on order and select appropriate list price</li> <li>· glass insert panel has a thin aluminum frame</li> <li>· glass not factory installed</li> <li>· pack of 6 magnets come with magnetic glass option</li> <li>· worksurface grommets</li> <li>· com ydg: 5</li> </ul>	22	60	41	228	38	AM4-CZW-01-22120	<b>VENEER PANEL</b> \$3,366 <b>PAINT PANEL</b> \$3,366 <b>GLASS PANEL</b> \$4,571 <b>FABRIC PANEL</b> <b>COM</b> \$3,092 <b>A</b> \$3,141 <b>B</b> \$3,239 <b>C</b> \$3,410 <b>D</b> \$3,630 <b>E</b> \$3,850 <b>F</b> \$4,192 <b>G</b> \$4,559 <b>H</b> \$4,949 <b>I</b> \$5,560 <b>J</b> \$6,293
---	----	----	----	-----	----	------------------	--

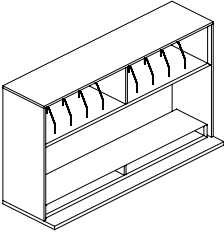
**To Order, Specify:**

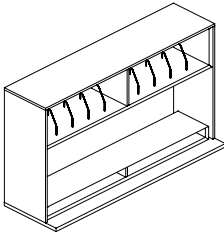
- ① Model Number
- ② Wood Species on Top - Makore (MK2), Maple (MA2) Walnut (WA2) or Double Cut (DC1) (see page 32)
- ③ Finish Color for Top (see page 32)
- ④ Finish Color for Chassis
  - a.) Same as Top
  - b.) Paint (see page 32)
- ⑤ Cubby and Niche Paint Color

Note: Only one wood finish and one paint color can be specified per unit

Description	D	W	H	CTN WT	CU FT	① Model	List Price
<b>72" w Workcenter</b>   <ul style="list-style-type: none"> <li>· use with 144" w workwall with sliding doors</li> <li>· wall mounted</li> <li>· aluminum mini shelf</li> <li>· LED task light auto on off door switch</li> <li>· required insert panel available in veneer, paint, magnetic back painted white glass or fabric, indicate selection on order and select appropriate list price</li> <li>· glass insert panel has a thin aluminum frame</li> <li>· glass not factory installed</li> <li>· pack of 6 magnets come with magnetic glass option</li> <li>· worksurface grommets</li> <li>· com ydg; 4 ½</li> </ul>	22	72	41	290	45	<b>AM4-CZW-02-22144</b>	<b>VENEER PANEL</b> \$4,626
							<b>PAINT PANEL</b> \$4,626
							<b>GLASS PANEL</b> \$6,266
							<b>FABRIC PANEL</b>
							<b>COM</b> \$4,330
							<b>A</b> \$4,375
							<b>B</b> \$4,462
							<b>C</b> \$4,616
							<b>D</b> \$4,814
							<b>E</b> \$5,012
							<b>F</b> \$5,320
							<b>G</b> \$5,649
							<b>H</b> \$6,001
						<b>I</b> \$6,551	
						<b>J</b> \$7,211	

<b>60" w Workcenter</b>   <ul style="list-style-type: none"> <li>· use with 120" w workwall with sliding doors</li> <li>· wall mounted</li> <li>· aluminum mini shelf</li> <li>· LED task light auto on off door switch</li> <li>· required insert panel available in veneer, paint, magnetic back painted white glass or fabric, indicate selection on order and select appropriate list price</li> <li>· glass insert panel has a thin aluminum frame</li> <li>· glass not factory installed</li> <li>· pack of 6 magnets come with magnetic glass option</li> <li>· worksurface grommets</li> <li>· com ydg; 4 ½</li> </ul>	22	60	41	242	38	<b>AM4-CZW-02-22120</b>	<b>VENEER PANEL</b> \$4,326
							<b>PAINT PANEL</b> \$4,326
							<b>GLASS PANEL</b> \$5,532
							<b>FABRIC PANEL</b>
							<b>COM</b> \$4,052
							<b>A</b> \$4,098
							<b>B</b> \$4,185
							<b>C</b> \$4,339
							<b>D</b> \$4,536
							<b>E</b> \$4,735
							<b>F</b> \$5,043
							<b>G</b> \$5,372
							<b>H</b> \$5,724
						<b>I</b> \$6,274	
						<b>J</b> \$6,934	

Description	D	W	H	CTN WT	CU FT	① Model	List Price
 <p>72" w Workcenter</p> <ul style="list-style-type: none"> <li>· use with 144" w workwall with sliding doors</li> <li>· wall mounted</li> <li>· LED task light auto on off door switch</li> <li>· wire pass thru</li> <li>· required insert panel available in veneer, paint, magnetic back painted white glass or fabric, indicate selection on order and select appropriate list price</li> <li>· glass insert panel has a thin aluminum frame</li> <li>· glass not factory installed</li> <li>· pack of 6 magnets come with magnetic glass option</li> <li>· worksurface grommets</li> <li>· cubby accepts (4) legal paper trays</li> <li>· cubby opening 34" w each</li> <li>· com ydg; 5</li> </ul>	22	72	41	323	45	AM4-CZW-03-22144	<b>VENEER PANEL</b> \$4,305 <b>PAINT PANEL</b> \$4,305 <b>GLASS PANEL</b> \$5,956 <b>FABRIC PANEL</b> <b>COM</b> \$4,020 <b>A</b> \$4,069 <b>B</b> \$4,167 <b>C</b> \$4,338 <b>D</b> \$4,559 <b>E</b> \$4,778 <b>F</b> \$5,120 <b>G</b> \$5,487 <b>H</b> \$5,877 <b>I</b> \$6,488 <b>J</b> \$7,221

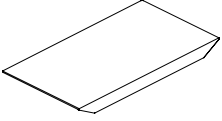
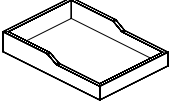
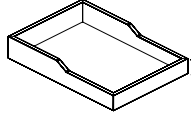
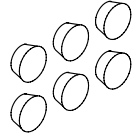
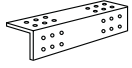
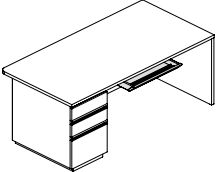
 <p>60" w Workcenter</p> <ul style="list-style-type: none"> <li>· use with 120" w workwall with sliding doors</li> <li>· wall mounted</li> <li>· LED task light auto on off door switch</li> <li>· wire pass thru</li> <li>· required insert panel available in veneer, paint, magnetic back painted white glass or fabric, indicate selection on order and select appropriate list price</li> <li>· glass insert panel has a thin aluminum frame</li> <li>· glass not factory installed</li> <li>· pack of 6 magnets come with magnetic glass option</li> <li>· worksurface grommets</li> <li>· cubby accepts (4) letter paper trays</li> <li>· cubby opening 28" w each</li> <li>· com ydg; 4 ½</li> </ul>	22	60	41	269	38	AM4-CZW-03-22120	<b>VENEER PANEL</b> \$4,101 <b>PAINT PANEL</b> \$4,101 <b>GLASS PANEL</b> \$5,306 <b>FABRIC PANEL</b> <b>COM</b> \$3,827 <b>A</b> \$3,872 <b>B</b> \$3,959 <b>C</b> \$4,113 <b>D</b> \$4,311 <b>E</b> \$4,509 <b>F</b> \$4,817 <b>G</b> \$5,147 <b>H</b> \$5,498 <b>I</b> \$6,048 <b>J</b> \$6,708
--	----	----	----	-----	----	------------------	--

**To Order, Specify:**

- ① Model Number
- ② Wood Species on Top - Makore (MK2), Maple (MA2) Walnut (WA2) or Double Cut (DC1) (see page 32)
- ③ Finish Color for Top (see page 32)
- ④ Finish Color for Chassis
  - a.) Same as Top
  - b.) Paint (see page 32)
- ⑤ Cubby Paint Color

Note: Only one wood finish and one paint color can be specified per unit



Description	D	W	H	CTN WT	CU FT	① Model	List Price
<b>Leather Desk Pad</b>  <ul style="list-style-type: none"> <li>· use on worksurfaces</li> <li>· col sq ft: 12</li> <li>· col list price \$473</li> </ul>	20	34		15	1	<b>AP9-LDP-1-2034</b>	<b>L1 \$1,168</b> <b>L2 \$1,343</b>
<b>Letter Paper Tray</b>  <ul style="list-style-type: none"> <li>· select veneer or paint</li> </ul>	10 ¼	13	2 ¾	3	1	<b>AM9-PPT-1-1013</b>	<b>\$326</b>
<b>Legal Paper Tray</b>  <ul style="list-style-type: none"> <li>· select veneer or paint</li> </ul>	11 ½	16 ¼	2 ¾	3	1	<b>AM9-PPT-1-1216</b>	<b>\$363</b>
<b>Magnets</b>  <ul style="list-style-type: none"> <li>· may be used with magnetic glass panels</li> <li>· white</li> <li>· pack of 6</li> </ul>				3	1	<b>GP9-MAG-1-0101</b>	<b>\$66</b>
<b>Angle Bracket</b>  <ul style="list-style-type: none"> <li>· use when connecting a bridge to an open frame table desk</li> <li>· shipped with screws</li> </ul>	1	6	1	2	1	<b>6-AB</b>	<b>\$37</b>
<b>Angled Front Center Drawer</b>  <ul style="list-style-type: none"> <li>· not available on table desk with apron</li> <li>· not available in makore, double cut or paint ▲</li> <li>· wood drawer</li> <li>· non-locking</li> </ul>	16	24	2	20	1	<b>GP9CDRC-1524</b>	<b>\$293</b>

**To Order, Specify:**

- ① Model Number
- ② Wood Species - Makore (MK2), Maple (MA2), Walnut (WA2), Double Cut (DC1), or Paint (PNT) (see page 32)
- ③ Leather - vendor, pattern, color



BROADWAY

- Desks . . . . . 188
- Modesty Panels . . . . . 189
- Returns and Bridges . . . . . 198
- Credenzas . . . . . 202
- Overhead Cabinets. . . . . 206
- Back Panels and Tackboards. . . . . 210
- Tool Rail Accessories. . . . . 216
- TV Storage. . . . . 219
- Wall Mount Storage . . . . . 220
- Storage Towers. . . . . 227
- Overhead Bridge Storage. . . . . 230
- Transaction Applications . . . . . 233
- Bookcases. . . . . 234
- Lateral Files . . . . . 235
- Vertical Storage . . . . . 236
- Cabinet Tops. . . . . 237
- Freestanding Tables . . . . . 242

## Broadway - Overview

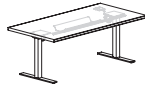
### Desks



**Bow Front Double Pedestal Desk**  
Page 188



**Double Pedestal Desk**  
Page 188



**Electric Adjustable Height Table Desk**  
Page 190

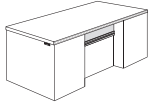


**Pneumatic Adjustable Height Table Desk**  
Page 190

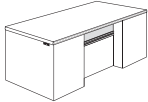


**Crank Adjustable Height Table Desk**  
Page 190

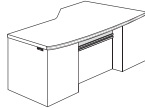
### Modesty Panels



**Metal/Veneer Trim Modesty Panel**  
Page 189



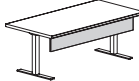
**Metal/Veneer Trim Modesty Panel**  
Page 195



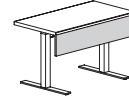
**Metal/Veneer Trim Modesty Panel**  
Page 195



**Metal/Veneer Trim Modesty Panel**  
Page 193



**Adjustable Table Modesty Panel**  
Page 191



**Adjustable Bridge Modesty Panel**  
Page 201

### Table Desks



**Wood Table Desk**  
Page 192



**Metal Frame Table Desk with Glass Top**  
Page 192



**Metal Frame Table Desk with Veneer Top**  
Page 192



**Metal Frame Table Desk for COM Top**  
Page 192

### Desk Applications



**Bow Front Cockpit Single Pedestal Desk**  
Page 194

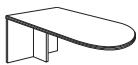


**Bow Front Single Pedestal Desk**  
Page 194

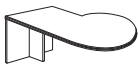


**Single Pedestal Desk**  
Page 194

### Peninsula Desks



**Bullet Peninsula Desk**  
Page 196

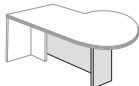


**P-Top Peninsula Desk**  
Page 196

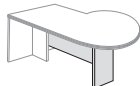
### Peninsula Desk Bases and Modesty Panels



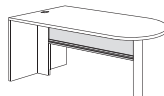
**Column Base**  
Page 197



**Full Modesty Panel**  
Page 197



**3/4 Modesty Panel**  
Page 197



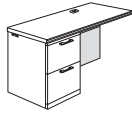
**Trim Modesty Panel**  
Page 197

## Broadway - Overview

### Return Applications



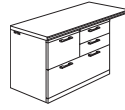
File/File Return  
Page 198



File/File Return with  
Hinged Modesty  
Page 198



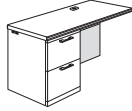
Lateral File Return  
Page 198



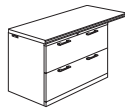
Multi-File Return  
Page 198



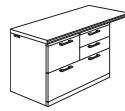
File/File Corner  
Return  
Page 199



File/File Corner Return  
with Hinged Modesty  
Page 199



Lateral File Corner  
Return  
Page 199

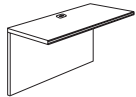


Multi-File Corner  
Return  
Page 199



Executive Corner Unit  
Page 198

### Bridge Applications

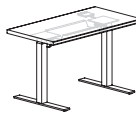


Executive Bridge  
Page 200



Bridge Top  
Page 200

### Adjustable Height Bridge

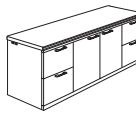


Electric Adjustable  
Height Bridge  
Page 201



Pneumatic Adjustable  
Height Bridge  
Page 201

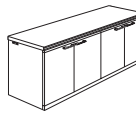
### Credenzas



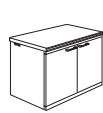
Storage Credenza  
Page 202



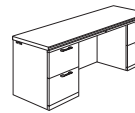
Lateral File Credenza  
Page 202



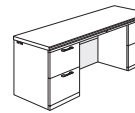
Four Door Credenza  
Page 202



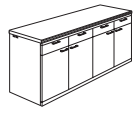
Two Door Credenza  
Page 202



Kneespace Credenza  
Page 203



Kneespace Credenza  
with Hinged Modesty  
Page 203

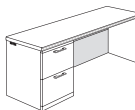


Buffet Credenza  
Page 203

### Credenza Applications



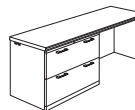
File/File Pedestal  
Credenza  
Page 204



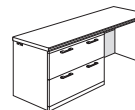
File/File Pedestal  
Credenza with  
Hinged Modesty  
Page 204



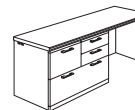
File/File Reception  
Pedestal Credenza  
Page 204



Lateral File Pedestal  
Credenza  
Page 205



Lateral File Pedestal  
Credenza with  
Hinged Modesty  
Page 205



Multi-File Pedestal  
Credenza  
Page 205



Lateral File Pedestal  
Credenza with  
Hinged Modesty  
Page 205

## Broadway - Overview

### Overhead Cabinets



Double Height Storage Overhead Cabinet with Four Doors  
Page 206



Double Height Storage Overhead Cabinet with Four Glass Doors  
Page 206



Double Height Storage Overhead Cabinet with Four Doors and Cubbies  
Page 207



Double Height Storage Overhead Cabinet with Four Glass Doors and Cubbies  
Page 207



Storage Overhead Cabinet with Four Doors  
Page 208



Storage Overhead Cabinet with Four Glass Doors  
Page 208



Storage Overhead Cabinet with Four Doors and Cubbies  
Page 209

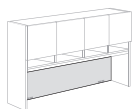


Storage Overhead Cabinet with Four Glass Doors and Cubbies  
Page 209

### Back Panels and Tackboards



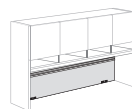
Tackboard for Storage Overhead Cabinet  
Page 210



Tackboard for Storage Overhead Cabinet with Cubbies  
Page 211



Tackboards for Accessory Rail  
Page 212



Tackboards for Accessory Rail with Cubbies  
Page 213



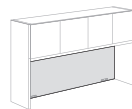
Veneer Panel and Tackboard for Accessory Rail  
Pages 214 - 215



Veneer Panel for Accessory Rail  
Page 216



Veneer Panel for Accessory Rail with Cubbies  
Page 216



Veneer Back Panel Insert  
Page 217



Veneer Back Panel Insert with Cubbies  
Page 217

### Accessories



Accessory Rail  
Page 216



Upright Tray  
Page 216



Small Tray  
Page 216



Pencil Tray  
Page 216



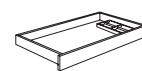
Paper Tray  
Page 216



File Hanger  
Page 216



Acrylic Accessory Tray  
Page 216



Center Drawer  
Page 239

### TV Storage



TV Storage Overhead  
Page 219



Double Height TV Storage Overhead  
Page 219

## Broadway - Overview

### Wall Mount Storage



Double Height Wall Mount Overhead Cabinet with Two Doors  
Page 220



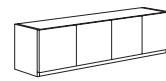
Double Height Wall Mount Overhead Cabinet with Two Glass Doors  
Page 220



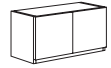
Double Height Wall Mount Overhead Cabinet with Two Doors and Cubbies  
Page 220



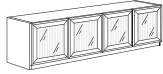
Double Height Wall Mount Overhead Cabinet with Two Glass Doors and Cubbies  
Page 220



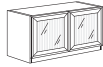
Wall Mount Overhead Cabinet with Four Doors  
Page 221



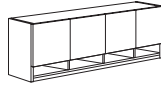
Wall Mount Overhead Cabinet with Two Doors  
Page 221



Wall Mount Overhead Cabinet with Four Glass Doors  
Page 221



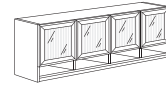
Wall Mount Overhead Cabinet with Two Glass Doors  
Page 221



Wall Mount Overhead Cabinet with Four Doors and Cubbies  
Page 222



Wall Mount Overhead Cabinet with Two Doors and Cubbies  
Page 222

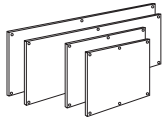


Wall Mount Overhead Cabinet with Four Glass Doors and Cubbies  
Page 222

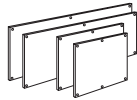


Wall Mount Overhead Cabinet with Two Glass Doors and Cubbies  
Page 222

### Tackboards

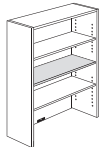


Wall Mount Tackboards  
Pages 223 - 224

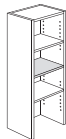


Wall Mount Tackboards for Overhead Cabinets with Cubbies  
Pages 225 - 226

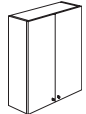
### Storage Towers



Double Height Storage Tower  
Page 227



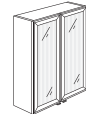
Double Height Storage Tower  
Page 227



Double Height Storage Tower  
Page 227



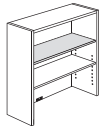
Double Height Storage Tower  
Page 227



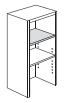
Double Height Glass Door Storage Tower  
Page 228



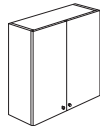
Double Height Glass Door Storage Tower  
Page 228




Storage Tower  
Page 228



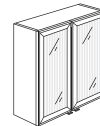
Storage Tower  
Page 228



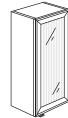
Storage Tower  
Page 229



Storage Tower  
Page 229

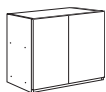


Glass Door Storage Tower  
Page 229



Glass Door Storage Tower  
Page 229

### Bridge Mount Storage



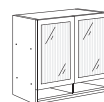
Double Height Bridge Mount Overhead Cabinet with Two Doors  
Page 230



Double Height Bridge Mount Overhead Cabinet with Two Glass Doors  
Page 230



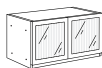
Double Height Bridge Mount Overhead Cabinet with Two Doors and Cubbies  
Page 230



Double Height Bridge Mount Overhead Cabinet with Two Glass Doors and Cubbies  
Page 230



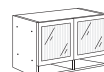
Bridge Mount Overhead Cabinet with Two Doors  
Page 231



Bridge Mount Overhead Cabinet with Two Glass Doors  
Page 231



Bridge Mount Overhead Cabinet with Two Doors and Cubbies  
Page 231



Bridge Mount Overhead Cabinet with Two Glass Doors and Cubbies  
Page 231

## Broadway - Overview

### Storage Towers

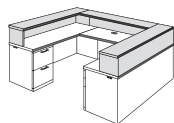


Storage Tower  
Page 232



Storage Tower  
Page 232

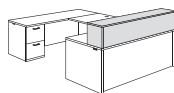
### Transaction Counters



Transaction Counter  
for U Unit  
Page 233

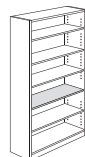


Transaction Counter  
for L Unit  
Page 233

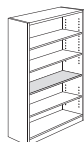


Transaction Counter  
Page 233

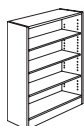
### Bookcases



Bookcase  
Page 234



Bookcase  
Page 234



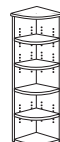
Bookcase  
Page 234



Bookcase  
Page 234



Bookcase  
Page 234



Radius Bookcase  
Page 234

### Lateral Files



Lateral File  
Page 235



Lateral File  
Page 235

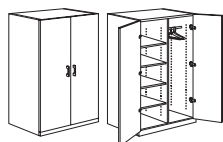


Lateral File  
Page 235

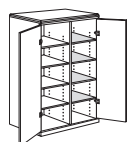


Pillow Top Mobile Pedestal  
Page 240

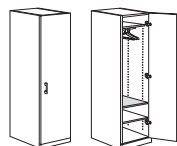
### Storage Cabinets



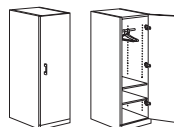
Wardrobe  
Page 236



Hanging Bar to Shelves  
Conversion Kit  
Page 236



Double Height  
Wardrobe  
Page 236




Wardrobe  
Page 236



Hanging Bar to Shelves  
Conversion Kit  
Page 236



File/File Lateral  
Storage Cabinet  
Page 236



File/File Storage  
Wardrobe  
Page 236

# Broadway - Overview

## Cabinet Tops



Modular Cabinet Top  
Page 237



Modular Cabinet Top  
Page 238



Modular Cabinet Top  
Page 238



Cornice Overhead Trim  
Page 238

## Printer Stand



Printer Stand  
Page 239

## Corner Unit



Corner Unit  
Page 239

## Conference Tables



Round Conference Table  
Page 241



Round Magazine Table  
Page 241

## Tables



Sofa Table  
Page 242



Magazine Table  
Page 242



End Table  
Page 242



End Table  
Page 242



Metal Frame End Table with Glass Top  
Page 242



Metal Frame End Table with Veneer Top  
Page 242



Metal Frame End Table for COM Top  
Page 242



Metal Frame Magazine Table with Glass Top  
Page 243



Metal Frame Magazine Table with Veneer Top  
Page 243



Metal Frame Magazine Table for COM Top  
Page 243



Metal Frame Magazine Table with Glass Top  
Page 244

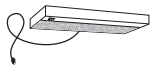


Metal Frame Magazine Table with Veneer Top  
Page 244



Metal Frame Magazine Table for COM Top  
Page 244

## Task Lights



48" w Task Light  
Page 642



24" w Task Light  
Page 642



31" w LED Starter Task Light  
Page 642



31" w LED Linking Adder Task Light  
Page 642



17" w LED Starter Task Light  
Page 643



17" w LED Linking Adder Task Light  
Page 643



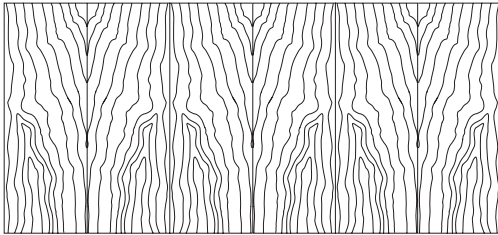
Motion Sensor for Task Lights  
Page 643



# Broadway Product Information

## Exterior Wood Materials

Exterior surfaces are made from the finest selected veneers to achieve clarity and consistency in the Broadway product line. To attain a pleasing, symmetrical pattern, all veneers in Broadway are book-matched. All exterior solid lumber is matched to coordinate with the veneer.



Book Matched Example

Alternating pieces of veneer are flipped over so they face each other like the pages within a book.

Broadway is available in flat cut cherry, maple and walnut veneer. A wide range of wood stains have been formulated to enhance the beauty of the veneer.

Solid painted finishes on the veneer are also offered to provide an accent to the Broadway product.

## Work Surface Construction

Tops are 5-ply balanced construction, 1 1/2" thick with solid matching hardwood edges.

Matching or coordinating high pressure laminate in a veneer grain can be applied to the top surface and is available at no additional charge.

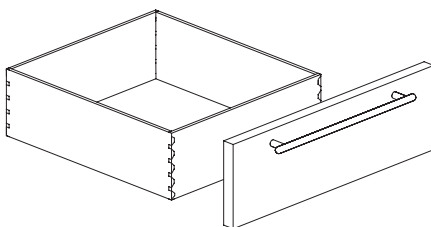
## Case Construction

Outside panels are 13/16" ▲ and joined together by mortise and tenon construction. In addition to mortise and tenon joint construction, pedestal joints are reinforced with screws, cleats, brackets and glue. Leveling glides are set into solid hardwood blocks with t-nut inserts, which helps to prevent the leveling glide from tear out. Tops are secured to the chassis with top fastening cleats screwed to the inside of the panels.

Cabinet doors have 110° swing hinges to allow adequate access into the interior of the cabinet.

## Drawers

The 9ply unidirectional hardwood sides of the drawer box are 7/16" thick assembled with English dovetail construction at each corner of the box. The drawer bottom panel is 1/4" thick fitting into a groove machined into the side of the box. Interiors are sanded and coated with clear U.V. finish to protect against shrinking, swelling or warping, and to provide a clean, smooth feel and appearance.



## Drawer Suspension

The high quality black drawer suspensions carry a lifetime warranty. Slides feature steel ball bearings for longer life with cushioned in/out stops. File and box drawers have 100% full extension with over travel.

## Filing Hardware

All file drawers are constructed with a custom designed filing system in place to allow for hanging folders. Filing diagram on pages 184-186.

## Locking

All desks, lateral files and free standing credenzas feature central locking. Returns and single pedestal credenzas feature pedestal locking to provide maximum security and flexibility.

Units are shipped randomly keyed as standard (units in the grouping are keyed alike). Keyed alike units are available if requested at no upcharge. Removable cores for in-field re-keying are standard.

## Finish - Stain/Colors

We offer a variety of wood stains and paint colors on Broadway. Please see the chart below. Samples are available upon request. Former finish names are listed in parentheses for reference.

### CH1 Cherry Flat Cut Veneer

AUT Autumn ( <i>Autumn Cherry</i> )	EAR Earthy
BRL Barley	LGC Legacy ( <i>Legacy Cherry</i> )
BBN Bourbon ( <i>Natural Cherry</i> )	PRL Praline ( <i>Vintage Cherry</i> )
BRG Brighton ( <i>Brighton Cherry</i> )	SAF Saffron ( <i>Medium Cherry</i> )
CLA Classic ( <i>Classic Cherry</i> )	

### MA1 Maple Flat Cut Veneer

ALE Ale ( <i>Natural Maple</i> )	FLX Flax
BUT Butterscotch	VEN Venetian ( <i>Dark Mahogany</i> )
CIN Cinnamon	

### WA1 Walnut Flat Cut Veneer

AUB Auburn ( <i>Windsor Mahogany</i> )	SIE Sienna
ESP Espresso	TOF Toffee
MCH Mocha	TRF Truffle
NTO Night Owl ( <i>Vintage Walnut</i> )	

### PNT Paint Maple Flat Cut Veneer

BKD Backdrop	GRV Greek Villa
BFX Black Fox	NET Network Gray
BWH Bright White	NWH Nonchalant White
CGP Cargo Pants	STM Storm
CHT Chatroom	TRC Tricorn Black
FRR French Roast	

## Protective Top Coat

DuraTex™ offers exceptional hardness along with abrasion and impact resistance, it has been formulated to eliminate hazardous and harmful gases that are normally associated with wood finish.

## DuraTex™ Features

**Safety** - Significantly reduces hazardous formaldehyde emissions, which help improve the quality of the indoor air we breathe.

**Quality** - Developed to be tough and durable with special attention to appearance. The DuraTex™ finish preserves the natural beauty of wood.

**Durability** - Designed to meet a wide range of demanding performance and environmental standards to withstand even the highest wear and tear.

# Broadway Product Information

## Product Modification

### Laminate Tops

Worksurface only, no additional upcharge if coordinating wood grain laminate is specified. Contact Customer Service for any other laminate request. Listed below are finishes that have coordinating wood grain HPL laminates.

Cherry Finishes	Maple Finishes	Walnut Finishes
<i>Autumn</i>	<i>Ale</i>	<i>Auburn</i>
<i>Barley</i>	<i>Cinnamon</i>	<i>Mocha</i>
<i>Bourbon</i>	<i>Venetian</i>	<i>Night Owl</i>
<i>Brighton</i>		<i>Sienna</i>
<i>Classic</i>		<i>Toffee</i>
<i>Legacy</i>		<i>Truffle</i>
<i>Praline</i>		
<i>Saffron</i>		

### Special Finishes

Special finishes can be requested by following the instruction in the general introduction section, page 3. There is a one time charge of \$289 list per order.

### Finish Sheen Modification

Finish sheen can be modified on the worksurface tops. There is a 15% upcharge added to the list of each item.

### Two-Tone Finish

Units specified in a two tone finish (either two different paint finishes or a paint finish and wood stain) requires approval with an upcharge of 8% to the list price.

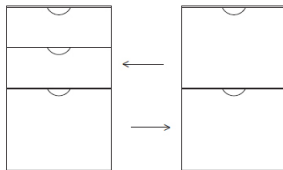
### Oak Veneer

Upon request veneer can be changed from the standard offering to oak flat cut veneer with an additional 40% upcharge to the list of each item.

### Pedestal Configuration Change

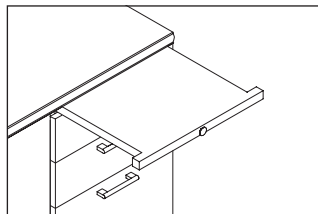
Box-box-file configuration is standard on all desks and file-file configuration is standard on all return units.

Broadway drawer configuration on pedestals 30" high can be switched out either to a box-box-file or file-file configuration, but must be specified at the time of order and with an additional 5% upcharge to the list price.



### Writing Shelf - Pull Out (Arm Slide)

Desk pedestals in Broadway can have an optional pull out shelf above the top drawer for additional writing surface. Add \$271 to the list for each pedestal. The locking on the pedestal will change from central locking system to pedestal locking system.



## Special Sizes from Standard Offering

The following chart contains pricing for general modifications to Broadway. **All modifications still must be approved by JSI manufacturing**, please contact Customer Service to verify any of the modifications listed in the chart below. More complex modification to standard product may be possible, please refer to page 3 for additional details.

**This chart does not apply to glass doors, glass tops or to metal components; such as modesty trims panels, structural support and cornices. Any changes to file drawers will affect filing capabilities.**

### Increasing Dimensions - Add On to the list Per 6" Occurrence

<b>Overhead</b>	
Increasing width	\$723
Increasing depth	\$1,235
Increasing width with doors	\$857
Increasing depth with doors	\$1,323

<b>Any Pedestal</b>	
Increasing width	\$1,027
Increasing depth	\$916

<b>Any Panel</b>	
Increasing width	\$233

<b>Any Top</b>	
Increasing width	\$303
Increasing depth	\$429

### Decreasing Dimensions Add On to the list Per 6" Occurrence

<b>Overhead</b>	
Decreasing width	\$236
Decreasing depth	\$236
Decreasing width with doors	\$324
Decreasing depth with doors	\$324

<b>Any Pedestal</b>	
Decreasing width	\$1,027
Decreasing depth	\$916

<b>Any Panel</b>	
Decreasing width	\$120

<b>Any Top</b>	
Decreasing width	\$177
Decreasing depth	\$177

#### Example 1

Increasing open corner credenza width by 11", from 84" to 95".

Add Top Width (\$303 × 2) [\$303 for each 6" increment]

Add Panel Width (\$233 × 2) [\$233 for each 6" increment]

Total Modification = \$1,072 upcharge

#### Example 2

Increasing a desk pedestal depth from 36" to 40" & increase the width of the same pedestal by 8".

Add Pedestal Depth \$916

Add Pedestal Width (\$1,027 × 2) [\$1,027 for each 6" increment]

Total Modification = \$2,970 upcharge

#### Example 3

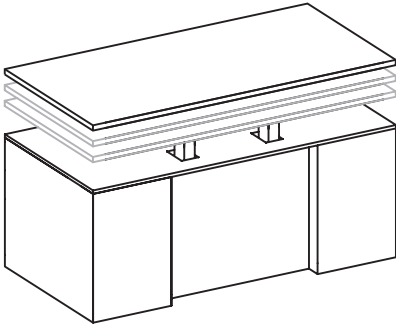
Decreasing an overhead from 60" to 58" width & increasing the depth by 3".

Decrease Overhead Width \$236

Add Overhead Depth \$1,235

Total Modification = \$1,471 upcharge

## Broadway Product Information



This mechanism requires a signed Liability Waiver prior to time of order specification.

Contact Customer Service or visit our Website at [jsifurniture.com](http://jsifurniture.com)

### ERGO Adjustable Work Height Mechanism

Our proprietary adjustable work height mechanism can be specified on many of the models in Broadway.

ERGO mechanism allows height adjustability to be added to the worksurface. Our solution uses a standardized design that minimizes the modifications required to standard desk, bridge or credenza models. The mechanism and control box are neatly concealed to maintain the appearance of the original elegance of the product. A push button activates the electric powered lifting columns for adjustability from sitting height to a standing height. A 3/4" thick finished sub top is added to the top of the desk chassis for a clean appearance when the surface is in the raised position. In the lowered position, please note that ERGO adds 3/4" to the standard height of the desk and the installation will decrease kneespace depth by 8".

Automatic Collision Control is built in to each mechanism as a standard feature. When the system senses an obstacle obstructing the movement, the mechanism will reverse direction and retreat by 1".

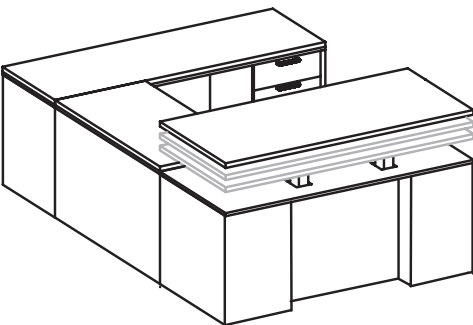
When ERGO is added to a worksurface in an "L" or "U" group, all units in the configuration need to have a sub top added. These units are considered to be ERGO ADJACENT units. ERGO ADJACENT units must have a fixed height worksurface that matches the lowest position of the ERGO mechanism and the top. This is accomplished by adding a 3/4" sub top between the chassis and the worksurface. This feature can also be specified for cabinets which may sit next to a unit with the ERGO mechanism.

Height adjustment starts at 30 1/4", to a standing height of 49 3/4", a range of 19 1/2".

To specify the unit that has the mechanism add **ERGO** to the end of the model number.

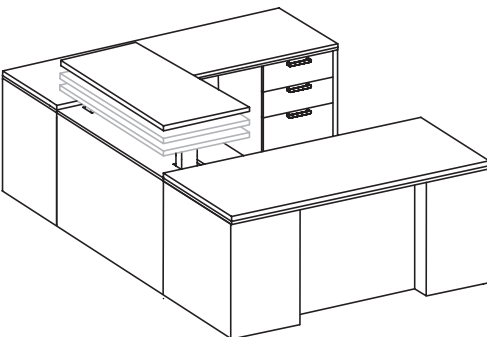
To specify the connecting or adjacent units add **ERGO ADJACENT** to the end of the model number.

The Ergo mechanism and controls are warranted for a period of (1) year. The rest of the casegood unit(s) are warranted under the normal fifteen (15) year warranty. ▲



#### Example

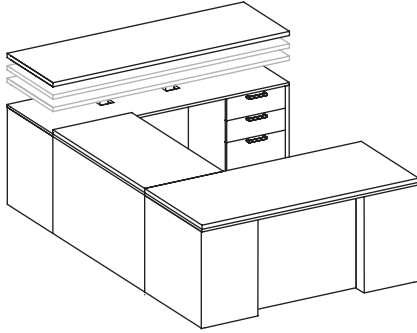
BR3672LD-ERGO	add \$3,255 to list
BR2448EB-ERGO ADJACENT	add \$447 to list
BR2472RC-ERGO ADJACENT	add \$525 to list



#### Example

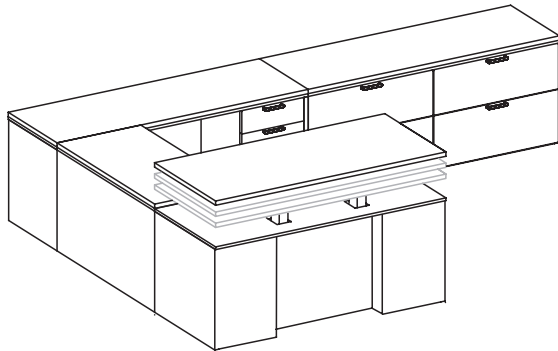
BR3672LD-ERGO ADJACENT	add \$525 to list
BR2448EB-ERGO	add \$3,255 to list
BR2472RC-ERGO ADJACENT	add \$525 to list

## Broadway Product Information



*Example*

BR3672LD-ERGO ADJACENT add \$525 to list  
 BR2448EB-ERGO ADJACENT add \$447 to list  
 BR2472RC-ERGO add \$3,255 to list



*Example*

BR3672LD-ERGO add \$3,255 to list  
 BR2448EB-ERGO ADJACENT add \$447 to list  
 BR2472RC-ERGO ADJACENT add \$525 to list  
 BR2472LFC-ERGO ADJACENT add \$525 to list

### Availability of Broadway Units with the Mechanism

The following models are available with the ERGO Adjustable Work Height Mechanism. When specifying add "ERGO" to the end of the model number.

Double Pedestal Desk	Single Pedestal Desk	Bridges	Credenzas	Returns
Add \$3,255 to the list price.	Add \$3,255 to the list price. These units require adjacent products to create "L" and "U" layouts	Add \$3,255 to the list price. These units require adjacent products to create "L" and "U" layouts	Add \$3,255 to the list price. These units require adjacent products to create "L" and "U" layouts	Add \$3,255 to the list price. These units require adjacent products to create "L" and "U" layouts
BR4272BD*	BR4878CDDL	BR2448EB	BR2484KC*	BR2448ELCR
BR3672DD*	BR4878CBDR	BR2442EB	BR2472KC*	BR2448ERCR
BR3066DD*	BR4272LBD		BR2466KC*	BR2448ELR
	BR4272RBD		BR2484LC	BR2448ERR
	BR3672LD		BR2484RC	BR2442ELCR
	BR3672RD		BR2472LC	BR2442ERCR
	BR3066LD		BR2472RC	BR2442ELR
	BR3066RD		BR2466LC	BR2442ERR
			BR2466RC	

\* indicates freestanding unit, does not require adjacent products

\* indicates freestanding unit, does not require adjacent products

### Connecting or Adjacent Units to Match Starting Height

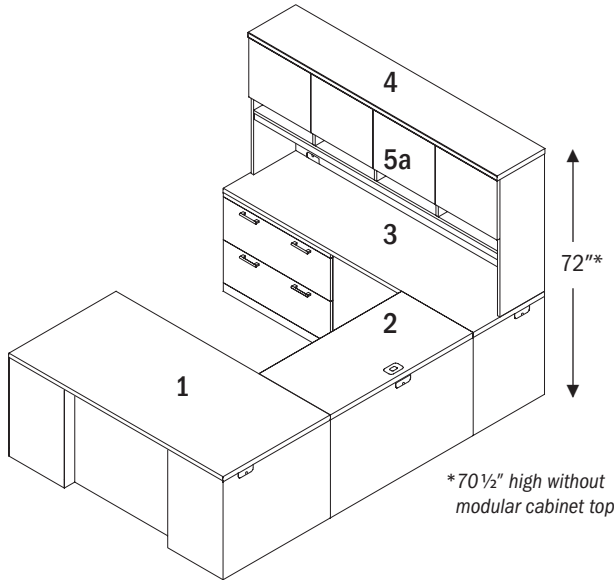
All the units listed above can be specified as connecting or adjacent units. Other Broadway units could also be used as connecting units, please contact Customer Service for additional items and pricing. When specifying please add "ERGO ADJACENT" to the end of the model number.

Pricing for Standard Connecting or Adjacent Units  
 Tops larger than 24" x 48" add \$525 to the list price.  
 Tops 24" x 48" or smaller add \$447 to the list price.

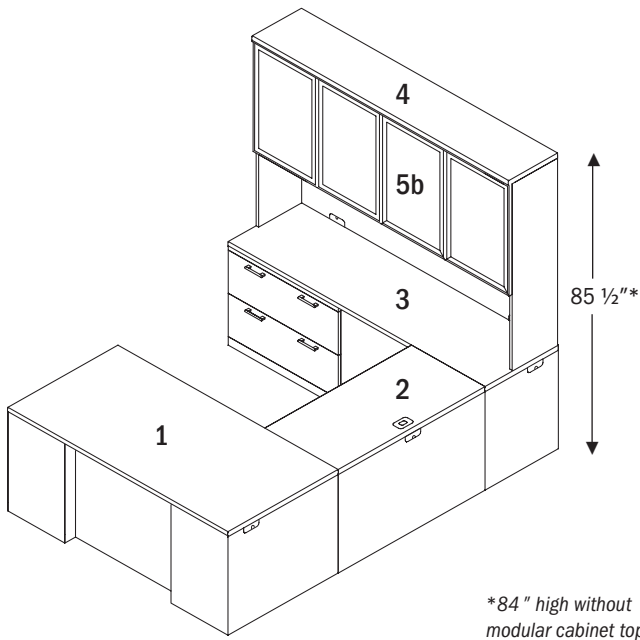
# Broadway Product Information

## Layouts

Two heights of storage overheads are available in Broadway.



Broadway is an option rich product line, which allows the product to fit regional style, while still providing easy to specify layouts.



Taller overhead storage allows for maximum storage while keeping a compact footprint in the layout.

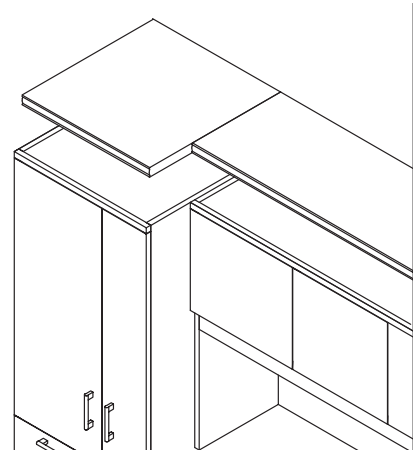
**Easily specified and setup while providing well established layouts in the office environment.**

- 1 Single Pedestal Desk** with the standard box, box, file pedestal configuration and side locking. Standard side grommet keeps the desk top clean from wires, while still having convenient wire management.
- 2 Bridge** standard with top back panel grommet and mounting hardware.
- 3 Lateral File Credenza** available with fixed back panel or hinged modesty panel to gain access to the wall.
- 4 Modular Cabinet Top** is a specification option, which adds another level of aesthetics to the overhead cabinet. Can also be used to create the appearance of one overhead cabinet when using more than one modular overhead.
- 5a Overhead Cabinet** height is 40 1/2" for an overall height 70 1/2" (add 1 1/2" if specifying modular cabinet tops). Standard with left and right grommets on the back panel. Available in aluminum frame glass doors. Models without cubbies are also available.
- 5b Overhead Cabinet** height is 52 1/2" for an overall height 82 1/2" (add 1 1/2" if specifying modular cabinet tops). Standard with left and right grommets on the back panel. Shown in aluminum frame doors, also available in wood doors.

**Note:** Tackboard or panels can be added to the inside back of the overhead cabinet, along with the accessory rails.

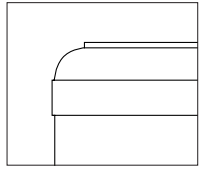
### Modular Cabinet Tops

All adjacent units must have modular cabinet tops to maintain the same finish height.

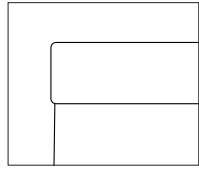


## Broadway Product Information

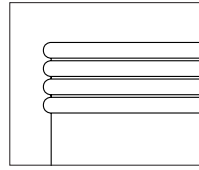
### Top Edge Details



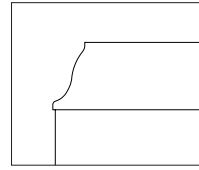
Classic (L)



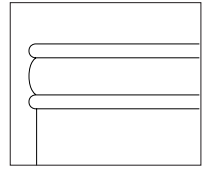
Eased (R5)



Reeded (N)

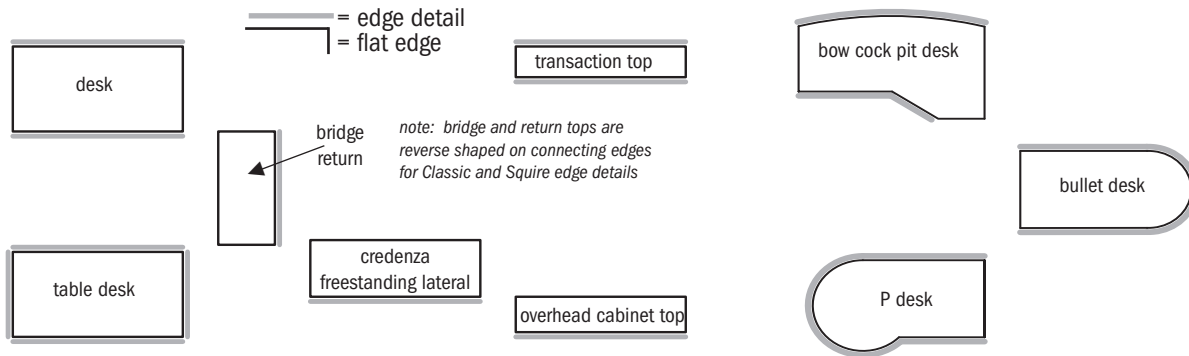


Squire (K2)



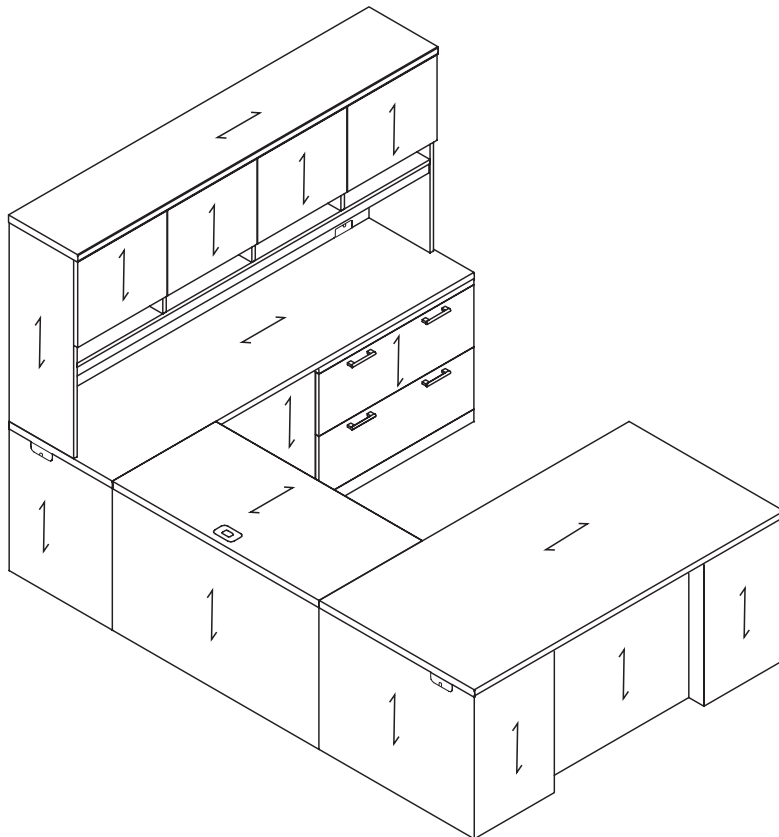
Transitional (M)

### Top Edge Detail Location



**Note:** The above drawings apply only to the Eased, Reeded and Transitional edges.

### Standard Grain Direction



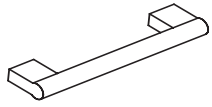
**Notes:**

Grain direction on returns and bridges run short grain.

Grain on valance rails on overhead cabinet run vertical.

## Broadway Product Information

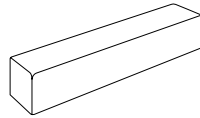
### Pull Style and Color Options



**Bar**  
Matte Black (MBK)  
Polished Nickel (PNK)



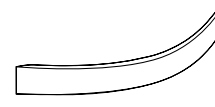
**Bask**  
Polished Nickel (PNK)



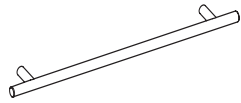
**Block**  
Matte Nickel (MNK)



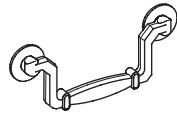
**Bow**  
Matte Nickel (MNK)



**Curve**  
Matte Nickel (MNK)



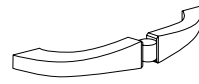
**Lineal**  
Matte Nickel (MNK)



**Belmont**  
Burnished Brass (BBR)



**Scoop**  
Matte Black (MBK)  
Polished Nickel (PNK)

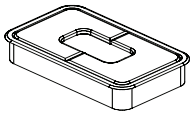


**Transitional**  
Matte Nickel (MNK)



**Wedge**  
Matte Nickel (MNK)

### Grommet and Color Options



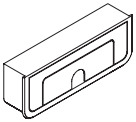
#### Worksurface Grommet

Additional worksurface grommets can be specified on desks, credenzas, and other types of veneer/laminate worksurfaces. The grommet location must be approved by JSI manufacturing, contact Customer Service.

Add \$79 to the list for each additional grommet.

Grommet color must be specified, select Matte Black or Stardust Silver choose one color for all grommets. If no color is selected, grommet color will coordinate with the pull color. Lock cores will match grommet color

Matte Black (MBK)  
Stardust Silver (STS)




#### End/Back Panel Grommet

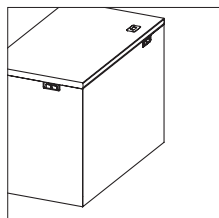
The end/back panel grommets are standard, for any special consideration contact Customer Service.

### Standard Grommets Locations

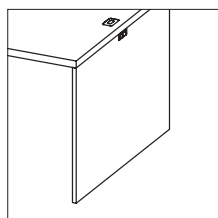
Broadway features grommets and wire pass thru on all cabinets, allowing wiring to move from unit to unit or from unit to the data or power data source.



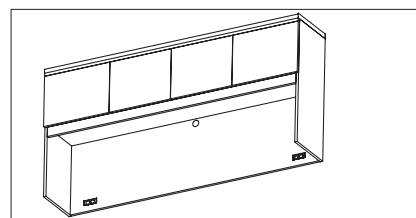
**Desks - Credenza**  
End Panel Grommet



**Returns**  
Work Surface Grommet  
End Panel Grommet  
Back Panel Grommet



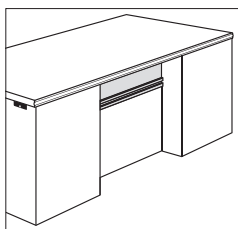
**Bridge**  
Work Surface Grommet  
Back Panel Grommet



**Overhead Cabinet**  
Back Panel Grommet  
Back Center Pass Thru

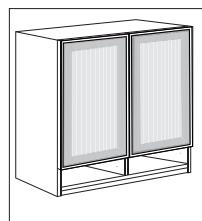
**Note:** See the accessory section in this price list for additional wiring and power/data options.

### Product Trim Features and Options



#### Trim Modesty Panel

- Decorative metal in 3 finishes
  - Black Sandtex (BSX)
  - Soft Nickel (SNK)
  - Stardust Silver (STS)
- Top panel in veneer or paint
- Available on
  - Break Front Desks
  - Table Desks
  - Bullet Desk
  - P Style Desk

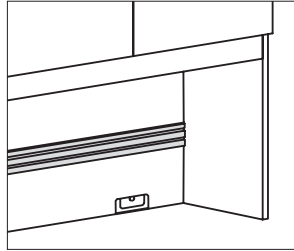


#### Aluminum Frame Doors

- Anodized Aluminum Finish
- Two Glass Treatments
  - Frosted Glass with Acid Etched Back
  - White Linen
- Available on
  - Overhead Cabinets
  - Storage Towers

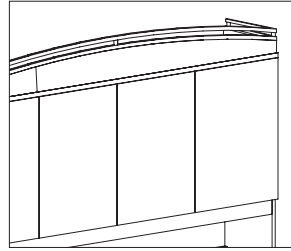
# Broadway Product Information

## Product Trim Features and Options *(continued)*



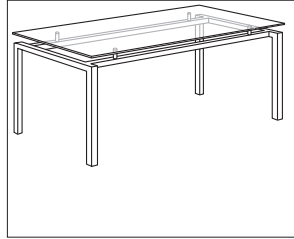
### Aluminum Accessory Rail

- Anodized Aluminum Finish
- Accessory Tools (see page 218)
  - Upright Tray
  - Small Tray
  - Pencil Tray
  - Paper Tray
  - File Hanger



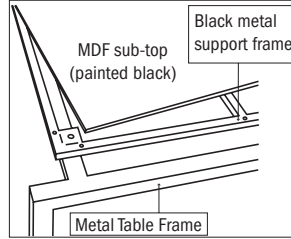
### Cornice Overhead Trim

- Two Arched Metal Tubes
  - Black Sandtex (BSX)
  - Soft Nickel (SNK)
  - Stardust Silver (STS)
- Veneer Arched Panel Insert



### Table Desk

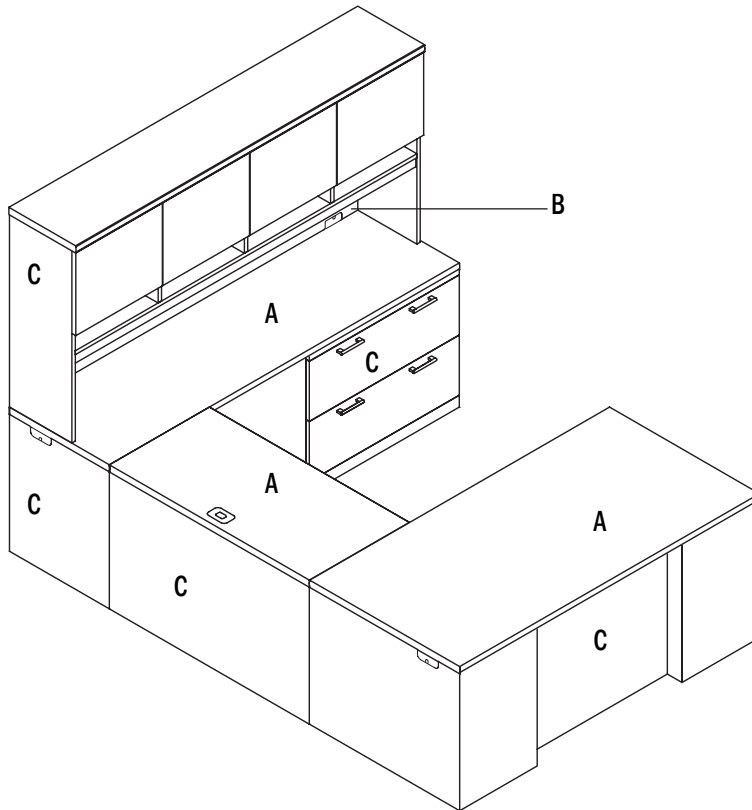
- Top Surface
  - Glass (*clear*)
  - White Back Painted Glass
  - Veneer
  - COM (*right diagram*)
- Frame Finishes
  - Black Sandtex (BSX)
  - Soft Nickel (SNK)
  - Stardust Silver (STS)



### Customer Supplies Top

- Table Frame with Support
- Allows for Unique Materials
- Frame Finishes
  - Black Sandtex (BSX)
  - Soft Nickel (SNK)
  - Stardust Silver (STS)

## Product Finish Features



**A Worksurface** - cherry, maple or walnut veneer finishes or paint (maple only)

### B Overhead Back Panel Option

- 1) back the same as chassis
- 2) tackboard insert with or without accessory rail
- 3) veneer finish with or without accessory rail
- 4) paint on maple veneer with or without accessory rail

**C Chassis** - veneer finish or paint on maple veneer (*drawer fronts must match chassis*)

### Notes:

Units produced in a two-tone finish will require an additional 8% upcharge.

Only two finishes per unit (either two different paint finishes or paint finish and a wood stain).

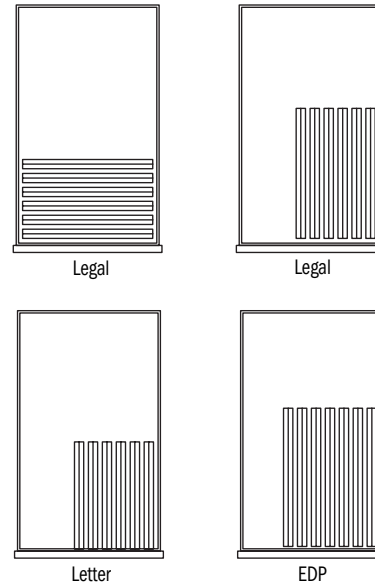


## Broadway Product Information

### DESK

Model	Description	Drawer Configuration (User Side)	
		Left Pedestal	Right Pedestal
BR4284BD	Double Pedestal Bow Desk	Box/Box/File	Box/Box/File
BR4272BD	Double Pedestal Bow Desk	Box/Box/File	Box/Box/File
BR3684DD	Double Pedestal Desk	Box/Box/File	Box/Box/File
BR3672DD	Double Pedestal Desk	Box/Box/File	Box/Box/File
BR3072DD	Double Pedestal Desk	Box/Box/File	Box/Box/File
BR3066DD	Double Pedestal Desk	Box/Box/File	Box/Box/File
BR4878CBDR	Right Pedestal Bow Desk		Box/Box/File
BR4878CBDL	Left Pedestal Bow Desk	Box/Box/File	
BR4272RBD	Right Pedestal Desk		Box/Box/File
BR4272LBD	Left Pedestal Desk	Box/Box/File	
BR3672RD	Right Pedestal Desk		Box/Box/File
BR3672LD	Left Pedestal Desk	Box/Box/File	
BR3072RD	Right Pedestal Desk		Box/Box/File
BR3072LD	Left Pedestal Desk	Box/Box/File	
BR3066RD	Right Pedestal Desk		Box/Box/File
BR3066LD	Left Pedestal Desk	Box/Box/File	

### Filing Options



Interior Drawer Dimensions	Depth	Width	Height
Box	21"	14 7/8"	4 1/4"
File	25 3/8"	14 7/8"	12 1/4"

### TABLE DESK

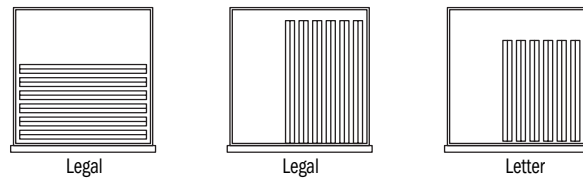
Model	Description	Drawer Configuration (User Side)		
		Left	Center	Right
BR3672TDW	Table Desk	Tray	Pencil	Tray

Interior Drawer Dimensions	Depth	Width	Height
Tray	19 1/4"	14 7/8"	4 1/4"
Pencil	19 1/4"	30"	1 7/8"

### MOBILE PEDESTALS

Model	Description	Drawer Configuration	
		Single Pedestal Width	
BR1820MP	Mobile Pedestal	Box/Box/File	
BR1820PT	Mobile Pedestal	File	

### Filing Options

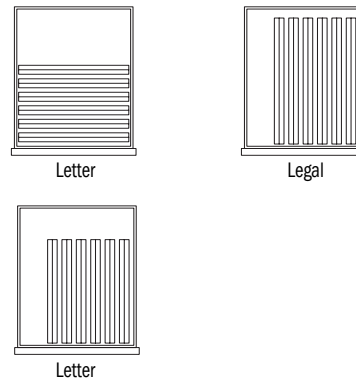


Interior Drawer Dimensions	Depth	Width	Height
Box	21"	14 7/8"	4 1/4"
Center	15 1/4"	14 7/8"	9 3/8"

### EXECUTIVE RETURNS

Model	Description	Drawer Configuration (User Side)	
		Left Pedestal	Right Pedestal
BR2448ERR	Right Executive Return		File/File
BR2448ELR	Left Executive Return	File/File	
BR2442ERR	Right Executive Return		File/File
BR2442ELR	Left Executive Return	File/File	
BR2448ERCR	Right Executive Return		File/File
BR2448ELCR	Left Executive Return	File/File	
BR2448ERCR	Right Executive Return		File/File
BR2448ELCR	Left Executive Return	File/File	

### Filing Options



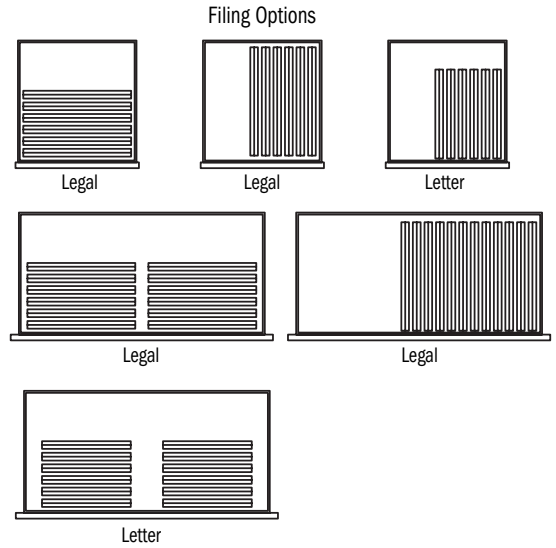
Interior Drawer Dimensions	Depth	Width	Height
File	15 1/4"	11 7/8"	9 3/8"

## Broadway Product Information

### EXECUTIVE RETURNS with Lateral File

Model	Description	Drawer Configuration (User Side)	
		Left Pedestal	Right Pedestal
BR2448LRR	Right Lateral Return		2 Lateral Drawers
BR2448LLR	Left Lateral Return	2 Lateral Drawers	
BR2448MRR	Right Multi-File Return		2 Box / File Lateral Drawers
BR2448MLR	Left Multi-File Return	2 Box / File Lateral Drawers	
BR2448LRCR	Right Lateral Return		2 Lateral Drawers
BR2448LLCR	Left Lateral Return	2 Lateral Drawers	
BR2448MRCR	Right Multi-File Return		2 Box / File Lateral Drawers
BR2448MLCR	Left Multi-File Return	2 Box / File Lateral Drawers	

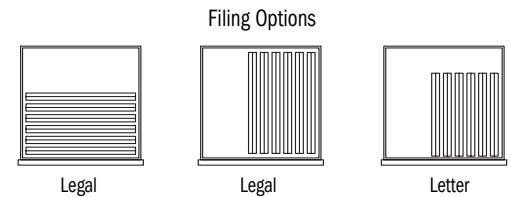
Interior Drawer Dimensions	Depth	Width	Height
Box	15 1/4"	13 7/8"	4 1/4"
File	15 1/4"	14 7/8"	9 3/8"
Lateral File	15 1/4"	31 3/8"	9 3/8"



### CREDENZA

Model	Description	Drawer Configuration (User Side)	
		Left Pedestal	Right Pedestal
BR2472SC	Storage Credenza <sup>1</sup>	File/File	File/File
BR2466SC	Storage Credenza <sup>1</sup>	File/File	File/File
BR2484KC	Kneespace Credenza	File/File	File/File
BR2484KCD	Kneespace Credenza	File/File	File/File
BR2472KC	Kneespace Credenza	File/File	File/File
BR2472KCD	Kneespace Credenza	File/File	File/File
BR2466KC	Kneespace Credenza	File/File	File/File
BR2466KCD	Kneespace Credenza	File/File	File/File
BR2484RC	Right Pedestal Credenza		File/File
BR2484RCD	Right Pedestal Credenza		File/File
BR2484LC	Left Pedestal Credenza	File/File	
BR2484LCD	Left Pedestal Credenza	File/File	
BR2472RC	Right Pedestal Credenza		File/File
BR2472RCD	Right Pedestal Credenza		File/File
BR2472LC	Left Pedestal Credenza	File/File	
BR2472LCD	Left Pedestal Credenza	File/File	
BR2472RCR	Right Pedestal Credenza		File/File
BR2472LCR	Left Pedestal Credenza	File/File	
BR2466RC	Right Pedestal Credenza		File/File
BR2466RCD	Right Pedestal Credenza		File/File
BR2466LC	Left Pedestal Credenza	File/File	
BR2466LCD	Left Pedestal Credenza	File/File	

Interior Drawer Dimensions	Depth	Width	Height
File	15 1/4"	14 7/8"	9 3/8"



<sup>1</sup>Center Section - Hinge Door Storage

### Buffet Credenza

Model	Description	Drawer Configuration
		Along the Top <sup>2</sup>
BR2472BSC	Buffet Credenza <sup>2</sup>	4 Box Drawers

Interior Drawer Dimensions	Depth	Width	Height
Box	15 1/4"	14 3/16"	4 1/4"

<sup>2</sup>Bottom Section - Hinge Door Storage

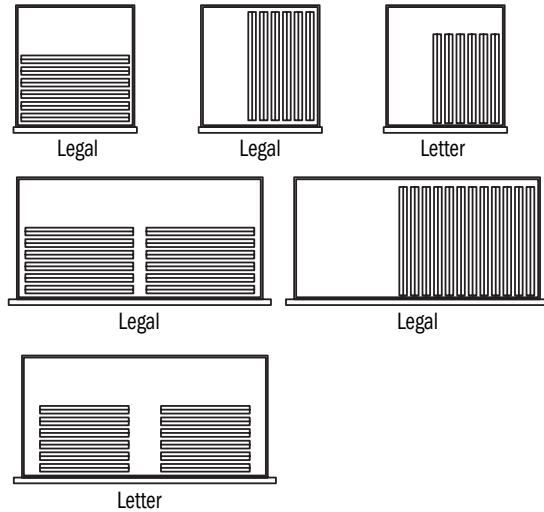
## Broadway Product Information

### CREDENZA - LATERAL

Model	Description	Drawer Configuration (User Side)	
		Left Pedestal	Right Pedestal
BR2472LFC	Lateral File Credenza	2 Lateral Drawers	2 Lateral Drawers
BR2472LRC	Right Lateral File Credenza		2 Lateral Drawers
BR2472LRCD	Right Lateral File Credenza		2 Lateral Drawers
BR2472LLC	Left Lateral File Credenza	2 Lateral Drawers	
BR2472LLCD	Left Lateral File Credenza	2 Lateral Drawers	
BR2472MRC	Right Multi-File Credenza		2 Box / File/Lateral
BR2472MRCD	Right Multi-File Credenza		2 Box / File/Lateral
BR2472MLC	Left Multi-File Credenza	2 Box / File/Lateral	
BR2472MLCD	Left Multi-File Credenza	2 Box / File/Lateral	

Interior Drawer Dimensions	Depth	Width	Height
	Box	15 1/4"	13 7/8"
File	15 1/4"	14 7/8"	9 3/8"
Lateral File	15 1/4"	31 3/8"	9 3/8"

#### Filing Options

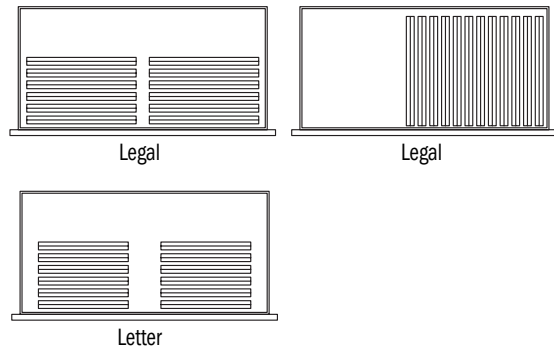


### LATERAL FILE CABINET

Model	Description	Drawer Configuration
		Single Lateral Pedestal Width
BR3654LF	4 Drawer Lateral File Cabinet	4 Lateral Drawers
BR3642LF	3 Drawer Lateral File Cabinet	3 Lateral Drawers
BR3630LF	2 Drawer Lateral File Cabinet	2 Lateral Drawers

Interior Drawer Dimensions	Depth	Width	Height
Lateral File	15 1/4"	31 3/8"	9 3/8"

#### Filing Options

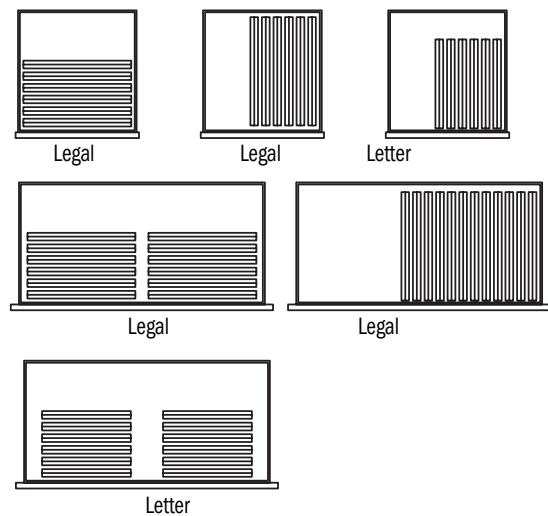


### Tall Storage Cabinets

Model	Description	Drawer Configuration
		Single Lateral Pedestal Width
BR3672SWLF	Storage Cabinet	2 Lower Lateral Drawers
BR2472SWR	Storage Cabinet	2 File Drawers on Lower Right
BR2472SWL	Storage Cabinet	2 File Drawers on Lower Left

Interior Drawer Dimensions	Depth	Width	Height
File	15 1/4"	11 7/8"	9 3/8"
Lateral File	15 1/4"	31 3/8"	9 3/8"

#### Filing Options



### ADDITIONAL DRAWER SIZES

Vertical Storage Tower - BR2116DT - Bottom Drawer  
Interior Sizes - 11 1/4"d x 13 7/8"w x 1 7/8"h

Center Drawer - BR2032CD  
Interior Sizes - 16"D x 25 1/8"w x 1 7/8"h

Center Drawer - BR2026CD · BR2026CDB  
Interior Sizes - 16"d x 17 5/8"w x 1 7/8"h


Center Drawer - BR2038CD  
Interior Sizes - 16"d x 31 1/8"w x 1 7/8"h

Center Drawer - BR2031CD  
Interior Sizes - 16"d x 23 5/8"w x 1 7/8"h

Center Drawer - BR1825CD · BR1825CDB  
Interior Sizes - 16"d x 17 5/8"w x 1 7/8"h



Description	D	W	H	CTN WT	CU FT	① Model	List Price
<b>Bow Front Double Pedestal</b>	42	84	30	500	71	<b>BR4284BD</b>	<b>\$5,599</b>
<b>Desk with Break Front Modesty</b>	42	72	30	480	61	<b>BR4272BD</b>	<b>\$4,869</b>



- two end panel grommets with wire pass thru
- box/box/file
- legal width pedestals
- central locking
- 6" overhang on approach side
- BR4284BD chassis - 36" x 84"
- BR4272BD chassis - 36" x 72"
- BR4284BD kneespace - 46 3/4"
- BR4272BD kneespace - 34 3/4"
- metal/veneer trim modesty panel, see below

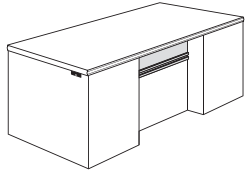
<b>Double Pedestal Desk with</b>	36	84	30	465	66	<b>BR3684DD</b>	<b>\$4,891</b>
<b>Break Front Modesty</b>	36	72	30	450	53	<b>BR3672DD</b>	<b>\$4,077</b>



	30	66	30	410	41	<b>BR3066DD</b>	<b>\$3,539</b>
--	----	----	----	-----	----	-----------------	----------------

- two end panel grommets with wire pass thru
- box/box/file
- legal width pedestals
- central locking
- BR3684DD chassis - 36" x 84"
- BR3672DD chassis - 36" x 72"
- BR3066DD chassis - 30" x 66"
- BR3684DD kneespace - 40 3/4"
- BR3672DD kneespace - 34 3/4"
- BR3066DD kneespace - 28 3/4"
- metal/veneer trim modesty panel, see below

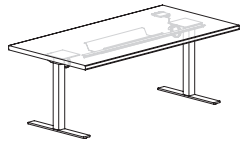
Description	D	W	H	CTN WT	CU FT	① Model	List Price
Metal/Veneer Trim	2	40 ¼	9	15	3	BR0984TVMP	\$1,139
Modesty Panel	2	34 ½	9	13	3	BR0972TVMP	\$1,020
	2	28 ½	9	12	2	BR0966TVMP	\$1,006



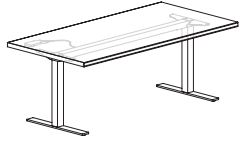
- two metal tubes - specify metal color option: Black Sandtex (BSX), Soft Nickel (SNK) or Stardust Silver (STS)
- veneer panel insert - specify finish option
- field installed
- coordinates with 84", 72" and 66" double pedestal desks

**To Order, Specify:**

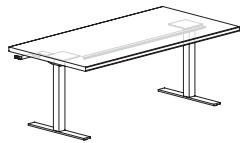
- ① Model Number
- ② Finish Application
  - a.) All Same Finish
  - b.) Two Tone (8% upcharge applies)
- ③ Wood Species - Cherry (CH1), Maple (MA1) or Walnut (WA1) (see page 176)
  - a.) Worksurface
  - b.) Chassis
- ④ Finish Color (see page 176)
  - a.) Worksurface Finish
  - b.) Chassis Finish
- ⑤ Metal Color - Black Sandtex (BSX), Soft Nickel (SNK) or Stardust Silver (STS) (see page 182)
- ⑥ Edge Profile (see page 181)
- ⑦ Pull Style and Color (see page 182)
- ⑧ Grommet Color - Matte Black (MBK) or Stardust Silver (STS) - (see page 182)
- ⑨ Other Product Options (see page 177)
- ⑩ Accessories (see pages 644-645)
  - Power and Data Options (see page 640)

Description	D	W	H	CTN WT	CU FT	① Model	List Price
<b>Electric Adjustable Height Table Desk</b> 	36	72	Adj.	239	18	BR3672AHTD-EL	\$4,499
	30	72	Adj.	213	16	BR3072AHTD-EL	\$4,265
	30	66	Adj.	203	15	BR3066AHTD-EL	\$4,134
	30	60	Adj.	192	14	BR3060AHTD-EL	\$3,998
	24	72	Adj.	181	12	BR2472AHTD-EL	\$3,920
	24	66	Adj.	174	11	BR2466AHTD-EL	\$3,847
	24	60	Adj.	165	10	BR2460AHTD-EL	\$3,759

- 27 1/2" - 44 1/2" height adjustment
- top edge profile on user and approach sides
- push button control pad mounted right or left
- key pad features height display with four memory settings
- 72" power cord
- 225 lb. max load
- specify Black Sandtex (BSX) or Stardust Silver (STS) base finish
- ships KD

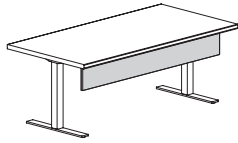
<b>Pneumatic Adjustable Height Table Desk</b> 	36	72	Adj.	239	18	BR3672AHTD-PN	\$4,477
	30	72	Adj.	213	16	BR3072AHTD-PN	\$4,223
	30	66	Adj.	203	15	BR3066AHTD-PN	\$4,077
	30	60	Adj.	192	14	BR3060AHTD-PN	\$3,924
	24	72	Adj.	181	12	BR2472AHTD-PN	\$3,898
	24	66	Adj.	174	11	BR2466AHTD-PN	\$3,808
	24	60	Adj.	165	10	BR2460AHTD-PN	\$3,704

- 27 1/2" - 44 1/2" height adjustment
- top edge profile on user and approach sides
- release lever mounts under edge of top
- 225 lb. max load
- specify Matte Black or Alloy base finish
- ships KD

<b>Crank Adjustable Height Table Desk</b> 	36	72	Adj.	239	18	BR3672AHTD-CR	\$3,434
	30	72	Adj.	213	16	BR3072AHTD-CR	\$3,194
	30	66	Adj.	203	15	BR3066AHTD-CR	\$3,058
	30	60	Adj.	192	14	BR3060AHTD-CR	\$2,916
	24	72	Adj.	181	12	BR2472AHTD-CR	\$2,833
	24	66	Adj.	174	11	BR2466AHTD-CR	\$2,758
	24	60	Adj.	165	10	BR2460AHTD-CR	\$2,667

- 27 1/2" - 44 1/2" height adjustment
- top edge profile on user and approach sides
- retractable handle
- 225 lb. max load
- specify Black Sandtex (BSX) or Stardust Silver (STS) base finish
- ships KD

Description	D	W	H	CTN WT	CU FT	① Model	List Price
Modesty Panels for Adjustable Height Tables	¾	64	9	18	2	BR0964TDM	\$530
	¾	58	9	16	2	BR0958TDM	\$513
	¾	52	9	14	2	BR0952TDM	\$496



- BR0964TDM use with 72" wide adjustable height desk
- BR0958TDM use with 66" wide adjustable height desk
- BR0952TDM use with 60" wide adjustable height desk
- flat edge detail
- modesty panel bracket is available in Black Sandtex (BSX) or Stardust Silver (STS)

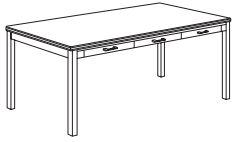
BROADWAY

**To Order, Specify:**

- ① Model Number
- ② Wood Species - Cherry (CH1), Maple (MA1) or Walnut (WA1) (see page 176)
- ③ Finish Color (see page 176)
  - a.) Wood Finish
  - b.) Color Finish (Maple veneer only)
- ④ Metal Color - (see page 182)
- ⑤ Edge Profile (see page 181)
- ⑥ Power and Data Options (see page 640)



Description	D	W	H	CTN WT	CU FT	① Model	List Price
<b>Wood Table Desk</b>	36	72	30	150	10	<b>BR3672TDW</b>	<b>\$3,880</b>



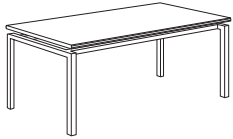
- two tray drawers
- one center drawer
- non-locking

<b>Metal Frame Table Desk with Glass Top</b>	36	72	30	195	56	<b>BR3672TDG</b>	<b>\$3,878</b>
--	----	----	----	-----	----	------------------	----------------



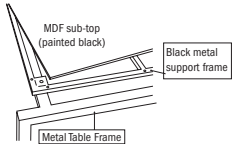
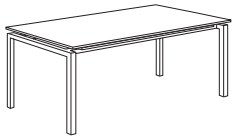
- 16 gauge metal 2" square tube frame - specify metal color option: Black Sandtex (BSX), Soft Nickel (SNK) or Stardust Silver (STS)
- floor to frame knee height clearance 25 1/2"
- two glass options, see page 183, top crated for shipment
- 1/2" thick tempered glass top
- field assembly of glass top to metal base frame
- metal/veneer trim modesty panel available; see below

<b>Metal Frame Table Desk with Veneer Top</b>	36	72	30	195	56	<b>BR3672TDV</b>	<b>\$3,864</b>
---	----	----	----	-----	----	------------------	----------------



- 16 gauge metal 2" square tube frame - specify metal color option: Black Sandtex (BSX), Soft Nickel (SNK) or Stardust Silver (STS)
- black support for 1 1/2" thick veneer top
- floor to frame knee height clearance 25 1/2"
- wood species, finish and edge profile must be specified
- metal/veneer trim modesty panel available; see below

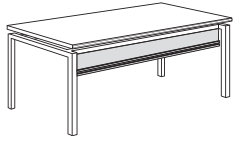
<b>Metal Frame Table Desk for COM Top</b>	36	72	30	195	56	<b>BR3672TDX</b>	<b>\$3,834</b>
---	----	----	----	-----	----	------------------	----------------



- includes: table desk frame, black metal support and black sub top
- CUSTOMER MUST SUPPLY WORK SURFACE AND INSTALLATION AT FINAL DESTINATION
- 16 gauge metal 2" square tube frame - specify metal color option: Black Sandtex (BSX), Soft Nickel (SNK) or Stardust Silver (STS)
- floor to frame knee height clearance 25 1/2"
- field assembly of COM top support to metal base frame
- metal/veneer trim modesty panel available; see below

BROADWAY

Description	D	W	H	CTN WT	CU FT	① Model	List Price
Metal/Veneer Trim Modesty Panel	2	68 1/4	9	21	2	<b>BRTD72TVMP</b>	\$1,047



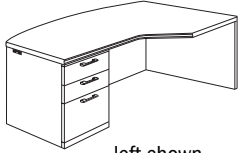
- for use only with BR3672TDG, BR3672TDV and BR3672TDX
- two metal tubes - specify metal color option: Black Sandtex (BSX), Soft Nickel (SNK) or Stardust Silver (STS)
- veneer panel insert - specify finish option
- field installed

BROADWAY

**To Order, Specify:**

- ① Model Number
- ② Wood Species - Cherry (CH1), Maple (MA1) or Walnut (WA1) (see page 176)
- ③ Finish Color (see page 176)
  - a.) Wood Finish
  - b.) Color Finish (Maple veneer only)
- ④ Glass Surface - Clear or White Back Painted (see page 183)
- ⑤ Metal Color - Black Sandtex (BSX), Soft Nickel (SNK) or Stardust Silver (STS) (see page 182)
- ⑥ Edge Profile (see page 181)
- ⑦ Power and Data Options (see page 640)

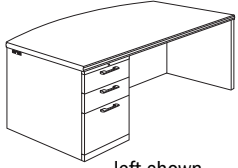
Description	D	W	H	CTN WT	CU FT	① Model	List Price
<b>Bow Front Cockpit Single Pedestal Desk with Break Front Modesty</b>	48	78	30	375	74	<b>BR4878CBDR</b>	<b>\$5,249</b>
	48	78	30	375	74	<b>BR4878CDDL</b>	<b>\$5,249</b>



left shown

- box/box/file pedestal - legal width
- central locking pedestal
- chassis - 30" x 78"
- 6" overhang on approach side
- edge profile on user and approach side
- two end panel grommets
- trim modesty panel, see page 182


<b>Bow Front Single Pedestal Desk with Break Front Modesty</b>	42	72	30	360	61	<b>BR4272RBD</b>	<b>\$4,199</b>
	42	72	30	360	61	<b>BR4272LBD</b>	<b>\$4,199</b>



left shown

- box/box/file pedestal - legal width
- central locking pedestal
- chassis - 36" x 72"
- 6" overhang on approach side
- edge profile on user and approach side
- two end panel grommets
- trim modesty panel, see page 182

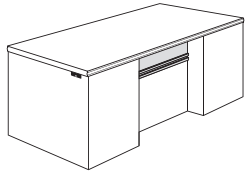
<b>Single Pedestal Desk with Break Front Modesty</b>	36	72	30	330	53	<b>BR3672RD</b>	<b>\$3,292</b>
	36	72	30	330	53	<b>BR3672LD</b>	<b>\$3,292</b>
	30	66	30	290	41	<b>BR3066RD</b>	<b>\$3,118</b>
	30	66	30	290	41	<b>BR3066LD</b>	<b>\$3,118</b>



left shown

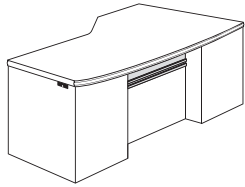
- box/box/file pedestal - legal width
- central locking pedestal
- BR3672RD & BR3672LD chassis - 36" x 72"
- BR3066RD & BR3066LD chassis - 30" x 66"
- edge profile on user and approach side
- two end panel grommets
- trim modesty panel, see page 182

Description	D	W	H	CTN WT	CU FT	① Model	List Price
Metal/Veneer Trim Modesty Panel	2	34 1/2	9	13	3	BR0972TVMP	\$1,020
Metal/Veneer Trim Modesty Panel	2	28 1/2	9	12	2	BR0966TVMP	\$1,006



- two metal tubes - specify metal color option: Black Sandtex (BSX), Soft Nickel (SNK) or Stardust Silver (STS)
- veneer panel insert - specify finish option
- field installed
- coordinates with 72" and 66" single desks

Metal/Veneer Trim Modesty Panel	2	40 1/2	9	15	3	BR0978TVMP	\$1,024
------------------------------------	---	--------	---	----	---	------------	---------



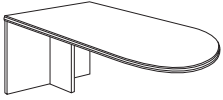
- two metal tubes - specify metal color option: Black Sandtex (BSX), Soft Nickel (SNK) or Stardust Silver (STS)
- veneer panel insert - specify finish option
- field installed
- coordinates with 78" cockpit single pedestal desk

BROADWAY

**To Order, Specify:**

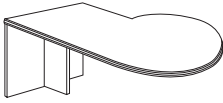
- ① Model Number
- ② Finish Application
  - a.) All Same Finish
  - b.) Two Tone (8% upcharge applies)
- ③ Wood Species - Cherry (CH1), Maple (MA1) or Walnut (WA1) (see page 176)
  - a.) Worksurface
  - b.) Chassis
- ④ Finish Color (see page 176)
- ⑤ Metal Color - Black Sandtex (BSX), Soft Nickel (SNK) or Stardust Silver (STS) (see page 182)
- ⑥ Edge Profile (see page 181)
- ⑦ Pull Style and Color (see page 182)
- ⑧ Grommet Color - Matte Black (MBK) or Stardust Silver (STS) (see page 182)
- ⑨ Other Product Options (see page 177)
- ⑩ Accessories (see pages 644-645)
  - Power and Data Options (see page 640)

Description	D	W	H	CTN WT	CU FT	① Model	List Price
Bullet Peninsula Desk	36	72	30	135	53	BR3672B	\$3,132



- not intended for stand alone application
- bases must be purchased separately; see below for options
- trim modesty panel, see page 197

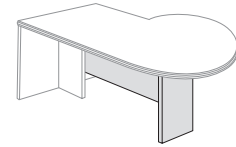
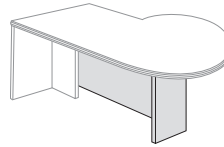
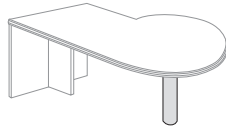
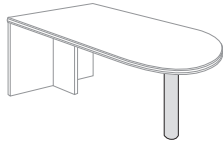
P-Top Peninsula Desk	42	72	30	165	61	BR4272RP	\$3,610
	42	72	30	165	61	BR4272LP	\$3,610



right shown

- not intended for stand alone application
- bases must be purchased separately; see below for options
- trim modesty panel, see page 197

**Base Options and Modesty Panels for Peninsula Tops**  
 (these modesty panels and bases must be ordered separately from the desks listed on previous page)



**Column Base**

- 04NB - Soft Nickel (SNK) - \$321
- 04BB - Black Sandtex (BSX) - \$321
- 04SB - Stardust Silver (STS) - \$321

**Full Modesty Panels**

- BR2854RMP - \$742 right
- BR2854LMP - \$742 left

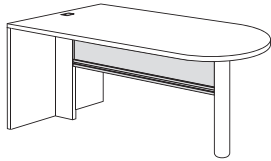
**3/4 Modesty Panels**

- BR2154RMP - \$742 right
- BR2154LMP - \$742 left

**Base:**

- 13 gauge steel
- 4" diameter

Description	D	W	H	CTN WT	CU FT	Model	List Price
Bullet and P-Top Desk Trim Modesty	2	42	9	12	2	BR0942TVMP	\$657

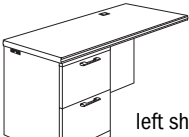
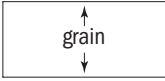


- two metal tubes - specify metal color option: Black Sandtex (BSX), Soft Nickel (SNK) or Stardust Silver (STS)
- veneer panel insert - specify finish option
- field installed

BROADWAY

**To Order, Specify:**


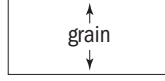
- 1 Model Number
- 2 Wood Species - Cherry (CH1), Maple (MA1) or Walnut (WA1) (see page 176)
- 3 Finish Color (see page 176)
  - a.) Wood Finish
  - b.) Color Finish (Maple veneer only)
- 4 Metal Color - Black Sandtex (BSX), Soft Nickel (SNK) or Stardust Silver (STS) (see page 182)
- 5 Edge Profile (see page 181)
- 6 Grommet Color - Matte Black (MBK) or Stardust Silver (STS) (see page 182)
- 7 Power and Data Options (see page 640)

Description	D	W	H	CTN WT	CU FT	① Model	List Price
 <p>left shown</p> 	24	48	30	155	25	BR2448ERR	\$2,444
	24	48	30	155	25	BR2448ELR	\$2,444
	24	42	30	135	22	BR2442ERR	\$2,347
	24	42	30	135	22	BR2442ELR	\$2,347


- file/file pedestals - legal width
- one surface, one end panel and one modesty panel grommet
- short grain direction
- pedestal locking
- top edge profile on user side

 <p>left shown</p> 	24	48	30	155	25	BR2448ERRD	\$2,496
	24	48	30	155	25	BR2448ELRD	\$2,496
	24	42	30	135	22	BR2442ERRD	\$2,394
	24	42	30	135	22	BR2442ELRD	\$2,394

- file/file pedestals - legal width
- one surface, one end panel and one modesty panel grommet
- short grain direction
- pedestal locking
- top edge profile on user side
- hinged modesty panel for cable management

 <p>left shown</p> 	24	48	30	170	25	BR2448LRR	\$2,954
	24	48	30	170	25	BR2448LLR	\$2,954

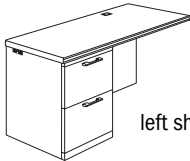
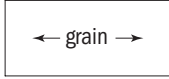
- 36" width lateral file
- one end panel grommet
- short grain direction
- pedestal locking
- top edge profile on user side

 <p>left shown</p> 	24	48	30	170	25	BR2448MRR	\$3,103
	24	48	30	170	25	BR2448MLR	\$3,103


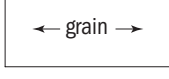
- 36" width multi-file
- one end panel grommet
- short grain direction
- pedestal locking
- top edge profile on user side

 <p>right shown</p> 	42	42	30	160	36	BR4242ERCU	\$2,405
	42	42	30	160	36	BR4242ELCU	\$2,405
	36	36	30	142	27	BR3636ERCU	\$2,219
	36	36	30	142	27	BR3636ELCU	\$2,219


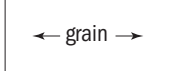
- use with bridge, return or corner return
- straight grain top; direction determined by right and left units
- one surface and two back panel grommets

Description	D	W	H	CTN WT	CU FT	① Model	List Price
 <p>left shown</p> 	24	48	30	155	25	BR2448ERCR	\$2,444
	24	48	30	155	25	BR2448ELCR	\$2,444
	24	42	30	135	22	BR2442ERCR	\$2,347
	24	42	30	135	22	BR2442ELCR	\$2,347


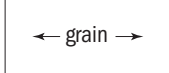
- file/file pedestals - legal width
- one end and modesty panel grommet
- one surface grommet
- long grain direction
- pedestal locking
- top edge profile on user side

 <p>left shown</p> 	24	48	30	155	25	BR2448ERCRD	\$2,496
	24	48	30	155	25	BR2448ELCRD	\$2,496
	24	42	30	135	22	BR2442ERCRD	\$2,465
	24	42	30	135	22	BR2442ELCRD	\$2,465

- file/file pedestals - legal width
- one end and modesty panel grommet
- one surface grommet
- long grain direction
- pedestal locking
- top edge profile on user side
- hinged modesty panel for cable management

 <p>left shown</p> 	24	48	30	170	25	BR2448LRRCR	\$2,954
	24	48	30	170	25	BR2448LLCR	\$2,954

- 36" width lateral file
- one end panel grommet
- long grain direction
- pedestal locking
- top edge profile on user side

 <p>left shown</p> 	24	48	30	170	25	BR2448MRRCR	\$3,071
	24	48	30	170	25	BR2448MLCR	\$3,071

- 36" width multi-file
- one end panel grommet
- long grain direction
- pedestal locking
- top edge profile on user side

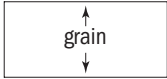
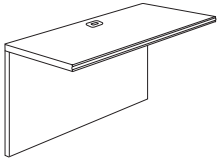
**To Order, Specify:**

- ① Model Number
- ② Finish Application
  - a.) All Same Finish
  - b.) Two Tone (8% upcharge applies)
- ③ Wood Species - Cherry (CH1), Maple (MA1) or Walnut (WA1) (see page 176)
  - a.) Worksurface
  - b.) Chassis
- ④ Finish Color (see page 176)
  - a.) Worksurface Finish
  - b.) Chassis Finish
- ⑤ Metal Color - Black Sandtex (BSX), Soft Nickel (SNK) or Stardust Silver (STS) (see page 182)
- ⑥ Edge Profile (see page 181)
- ⑦ Pull Style and Color (see page 182)
- ⑧ Grommet Color - Matte Black (MBK) or Stardust Silver (STS) (see page 182)
- ⑨ Other Product Options (see page 177)
- ⑩ Accessories (see pages 644-645)
  - Power and Data Options (see page 640)

BROADWAY

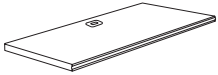


Description	D	W	H	CTN WT	CU FT	① Model	List Price
Bridge with Modesty Panel	24	48	30	95	25	BR2448EB	\$1,573
	24	42	30	85	22	BR2442EB	\$1,531
	24	36	30	75	19	BR2436EB	\$1,485



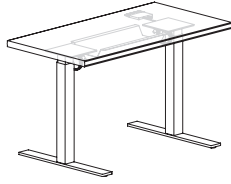
- short grain direction
- grommets located in top center of back panel and surface
- edge profile on all sides except approach side

Description	D	W	H	CTN WT	CU FT	① Model	List Price
Bridge Top	48	24	1 1/2	48	4	BR4824MCT	\$1,024
	42	24	1 1/2	42	4	BR4224MCT	\$997
	36	24	1 1/2	36	3	BR3624MCT	\$968



- short grain direction
- one surface grommet
- no modesty included; top only
- edge profile on all sides except approach side

Description	D	W	H	CTN WT	CU FT	① Model	List Price
Electric Adjustable Height Bridge	24	46	Adj.	110	9	BR2446AHB-EL	\$3,540
	24	40	Adj.	102	8	BR2440AHB-EL	\$3,472



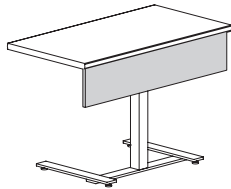
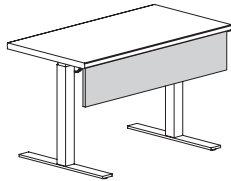
- 27 1/2" - 44 1/2" height adjustment
- top edge profile on user and approach sides
- push button control pad mounted right or left
- key pad features height display with four memory settings
- 72" power cord
- 1" gap between credenza or desk top avoids pinch point
- 225 lb. max load
- specify Black Sandtex (BSX) or Stardust Silver (STS) base finish
- ships KD

Pneumatic Adjustable Height Bridge	24	46	Adj.	110	9	BR2446AHB-PN	\$2,921
	24	40	Adj.	102	8	BR2440AHB-PN	\$2,680



- 27 1/2" - 44 1/2" height adjustment
- top edge profile on user and approach sides
- release lever mounts under edge of top
- may be used in place of standard bridge
- 1" gap between credenza or desk top avoids pinch point
- can be used as freestanding table
- 180 lb. max load
- specify Matte Black or Alloy base finish
- ships KD

Modesty Panel for Adjustable Height Bridge	3/4	46	9	13	2	BR0946TDM	\$482
	3/4	40	9	11	2	BR0940TDM	\$468

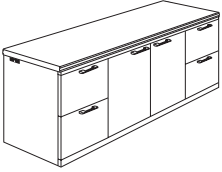


- BR0946TDM use with 46" wide adjustable height bridge
- BR0940TDM use with 40" wide adjustable height bridge
- flat edge detail
- modesty panel bracket is available in Black Sandtex (BSX) or Stardust Silver (STS)

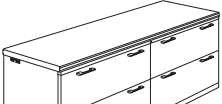
**To Order, Specify:**

- ① Model Number
- ② Wood Species - Cherry (CH1), Maple (MA1) or Walnut (WA1) (see page 176)
- ③ Finish Color (see page 176)
  - a.) Wood Finish
  - b.) Color Finish (Maple veneer only)
- ④ Metal Color - Black Sandtex (BSX), Soft Nickel (SNK) or Stardust Silver (STS) (see page 182)
- ⑤ Edge Profile (see page 181)
- ⑥ Grommet Color - Matte Black (MBK) or Stardust Silver (STS) (see page 182)
- ⑦ Power and Data Options (see page 640)

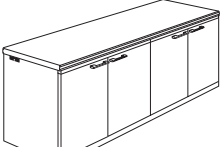
BROADWAY

Description	D	W	H	CTN WT	CU FT	① Model	List Price
<b>Storage Credenza</b> 	24	72	30	330	36	<b>BR2472SC</b>	<b>\$3,841</b>
	24	66	30	310	33	<b>BR2466SC</b>	<b>\$3,708</b>

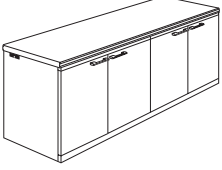
- file/file pedestals - legal width
- central locking pedestals
- locking doors available, specify and add \$105 list
- adjustable shelf in center storage
- grommets located in top center of back panel and corner of end panels
- top edge profile on user side

<b>Lateral File Credenza</b> 	24	71 <sup>3</sup> / <sub>4</sub>	30	340	36	<b>BR2472LFC</b>	<b>\$3,841</b>
--	----	--------------------------------	----	-----	----	------------------	----------------

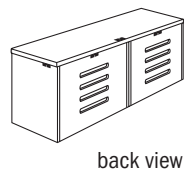
- top edge profile on user side
- two drawer lateral files side by side
- pedestal locking
- end panel grommets


<b>Four Door Credenza</b> 	24	72	30	300	36	<b>BR2472DSC</b>	<b>\$3,692</b>
	24	66	30	280	33	<b>BR2466DSC</b>	<b>\$3,495</b>

- adjustable shelves
- locking doors available, specify and add \$210 list
- end panel grommets
- top edge profile on user side

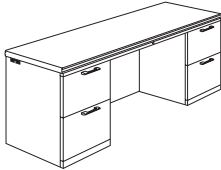
<b>Four Door Credenza</b> 	24	72	30	300	36	<b>BR2472TVDC</b>	<b>\$3,864</b>
	24	66	30	280	33	<b>BR2466TVDC</b>	<b>\$3,666</b>

- for use with BR1672DTV, BR1672TV, BR1666DTV and BR1666TV; see page 219
- grommets on end panels, centered above vents on back panel, and center of top
- locking doors available, specify and add \$210 list
- adjustable shelves
- vent slots centered in back for ventilation of equipment
- top edge profile on user side

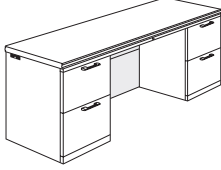


<b>Two Door Credenza</b> 	24	35 <sup>7</sup> / <sub>8</sub>	30	90	15	<b>BR3630SC</b>	<b>\$1,868</b>
--	----	--------------------------------	----	----	----	-----------------	----------------

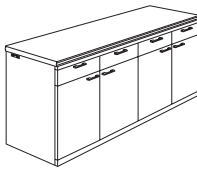
- one adjustable shelf
- two end panel and back panel grommets
- locking doors available, specify and add \$105 list

Description	D	W	H	CTN WT	CU FT	① Model	List Price
<b>Kneespace Credenza</b> 	24	84	30	300	42	BR2484KC	\$3,919
	24	72	30	290	36	BR2472KC	\$3,579
	24	66	30	280	33	BR2466KC	\$3,359

- file/file pedestals - legal width
- grommets located in top center of back panel and corner of end panels
- central locking pedestals
- top edge profile on user side
- BR2484KC kneespace - 46 3/4"
- BR2472KC kneespace - 34 3/4"
- BR2466KC kneespace - 28 3/4"

<b>Kneespace Credenza Hinged Modesty</b> 	24	84	30	300	42	BR2484KCD	\$3,987
	24	72	30	290	36	BR2472KCD	\$3,641
	24	66	30	280	33	BR2466KCD	\$3,418

- file/file pedestals - legal width
- grommets located in top center of back panel and corner of end panels
- central locking pedestals
- top edge profile on user side
- hinged modesty panel for cable management
- BR2484KCD kneespace - 46 3/4"
- BR2472KCD kneespace - 34 3/4"
- BR2466KCD kneespace - 28 3/4"

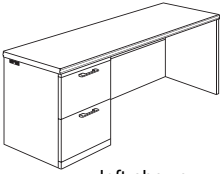
<b>Buffet Credenza</b> 	24	72	36	320	43	BR2472BSC	\$4,994
---	----	----	----	-----	----	-----------	---------

- four door credenza
- four box drawers above doors
- locking not available
- adjustable shelf in storage cabinet
- end panel grommets
- top edge profile on user side


**To Order, Specify:**

- ① Model Number
- ② Finish Application
  - a.) All Same Finish
  - b.) Two Tone (8% upcharge applies)
- ③ Wood Species - Cherry (CH1), Maple (MA1) or Walnut (WA1) (see page 176)
  - a.) Worksurface
  - b.) Chassis
- ④ Finish Color (see page 176)
  - a.) Worksurface Finish
  - b.) Chassis Finish
- ⑤ Metal Color - Black Sandtex (BSX), Soft Nickel (SNK) or Stardust Silver (STS) (see page 182)
- ⑥ Edge Profile (see page 181)
- ⑦ Pull Style and Color (see page 182)
- ⑧ Grommet Color - Matte Black (MBK) or Stardust Silver (STS) (see page 182)
- ⑨ Other Product Options (see page 177)
- ⑩ Accessories (see pages 644-645)
  - Power and Data Options (see page 640)

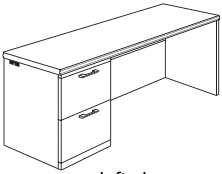
BROADWAY

Description	D	W	H	CTN WT	CU FT	① Model	List Price
 left shown	24	84	30	270	42	BR2484RC	\$3,378
	24	84	30	270	42	BR2484LC	\$3,378
	24	72	30	240	36	BR2472RC	\$3,098
	24	72	30	240	36	BR2472LC	\$3,098
	24	66	30	225	33	BR2466RC	\$2,924
	24	66	30	225	33	BR2466LC	\$2,924

- file/file pedestals - legal width
- grommets located in top center of back panel and corner of end panels
- pedestal locking
- top edge profile on user side

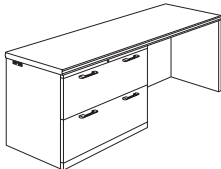
Description	D	W	H	CTN WT	CU FT	① Model	List Price
 left shown	24	84	30	270	42	BR2484RCD	\$3,447
	24	84	30	270	42	BR2484LCD	\$3,447
	24	72	30	240	36	BR2472RCD	\$3,161
	24	72	30	240	36	BR2472LCD	\$3,161
	24	66	30	225	33	BR2466RCD	\$2,981
	24	66	30	225	33	BR2466LCD	\$2,981

- file/file pedestals - legal width
- grommets located in top center of back panel and corner of end panels
- pedestal locking
- top edge profile on user side
- hinged modesty panel for cable management

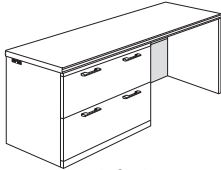
Description	D	W	H	CTN WT	CU FT	① Model	List Price
 left shown	24	72	30	240	36	BR2472RCR	\$3,098
	24	72	30	240	36	BR2472LCR	\$3,098

- file/file pedestals - legal width
- end panel grommets
- pedestal locking
- top edge profile on user and approach sides


BROADWAY

Description	D	W	H	CTN WT	CU FT	① Model	List Price
<b>Lateral File Pedestal Credenza</b>  left shown	24	84	30	290	42	BR2484LRC	\$4,040
	24	84	30	290	42	BR2484LLC	\$4,040
	24	72	30	255	36	BR2472LRC	\$3,705
	24	72	30	255	36	BR2472LLC	\$3,705

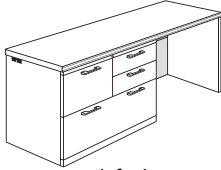
- 36" width lateral file
- grommets located in top corner of end panels
- pedestal locking
- top edge profile on user side

<b>Lateral File Pedestal Credenza with Hinged Modesty</b>  left shown	24	84	30	290	42	BR2484LRCD	\$4,107
	24	84	30	290	42	BR2484LLCD	\$4,107
	24	72	30	255	36	BR2472LRCD	\$3,768
	24	72	30	255	36	BR2472LLCD	\$3,768

- 36" width lateral file
- grommets located in top corner of end panels
- pedestal locking
- top edge profile on user side
- hinged modesty panel for cable management

<b>Multi-File Pedestal Credenza</b>  left shown	24	84	30	290	42	BR2484MRC	\$4,188
	24	84	30	290	42	BR2484MLC	\$4,188
	24	72	30	265	36	BR2472MRC	\$3,841
	24	72	30	265	36	BR2472MLC	\$3,841

- 36" width lateral file
- grommets located in top corner of end panels
- pedestal locking
- top edge profile on user side

<b>Multi-File Pedestal Credenza with Hinged Modesty</b>  left shown	24	84	30	290	42	BR2484MRCD	\$4,256
	24	84	30	290	42	BR2484MLCD	\$4,256
	24	72	30	265	36	BR2472MRCD	\$3,903
	24	72	30	265	36	BR2472MLCD	\$3,903

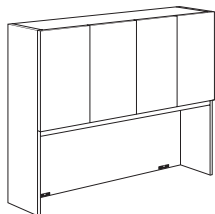
- 36" width multi-file
- grommets located in top corner of end panels
- pedestal locking
- top edge profile on user side
- hinged modesty panel for cable management

**To Order, Specify:**

- ① Model Number
- ② Finish Application
  - a.) All Same Finish
  - b.) Two Tone (8% upcharge applies)
- ③ Wood Species - Cherry (CH1), Maple (MA1) or Walnut (WA1) (see page 176)
  - a.) Worksurface
  - b.) Chassis
- ④ Finish Color (see page 176)
  - a.) Worksurface Finish
  - b.) Chassis Finish
- ⑤ Metal Color - Black Sandtex (BSX), Soft Nickel (SNK) or Stardust Silver (STS) (see page 182)
- ⑥ Edge Profile (see page 181)
- ⑦ Pull Style and Color (see page 182)
- ⑧ Grommet Color - Matte Black (MBK) or Stardust Silver (STS) (see page 182)
- ⑨ Other Product Options (see page 177)
- ⑩ Accessories (see pages 644-645)
- ⑪ Power and Data Options (see page 640)

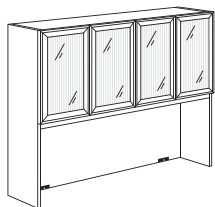
BROADWAY

Description	D	W	H	CTN WT	CU FT	① Model	List Price
Double Height Storage Overhead Cabinet with Four Doors	15 7/8	83 3/4	54 ▲	338	51	BR1684DSO	\$3,525
	15 7/8	77 3/4	54 ▲	323	47	BR1678DSO	\$3,456
	15 7/8	71 3/4	54 ▲	297	44	BR1672DSO	\$3,384
	15 7/8	65 3/4	54 ▲	262	40	BR1666DSO	\$3,227



- grommets in bottom left and right and in top center of back panel
- tackboards available, see pages 210, 212-215
- task lights available, see pages 642-643
- 21" vertical clearance from worksurface to bottom of light soffit
- adjustable shelf
- locking doors available, specify and add \$210 list
- standard no pulls; optional pulls available, specify pull style and color, horizontal or vertical and add \$210 list for set of four
- optional top, see page 237
- optional cornice overhead trim, see page 238
- backside of unit intended to go against wall, cabinet should be secured to wall as a safety precaution

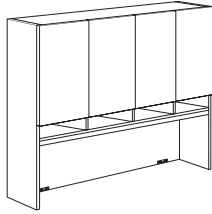
Double Height Storage Overhead Cabinet with Four Glass Doors	15 7/8	83 3/4	54 ▲	342	51	BR1684DAGO	\$4,102
	15 7/8	77 3/4	54 ▲	325	47	BR1678DAGO	\$4,015
	15 7/8	71 3/4	54 ▲	301	44	BR1672DAGO	\$3,924
	15 7/8	65 3/4	54 ▲	266	40	BR1666DAGO	\$3,743



- grommets in bottom left and right and in top center of back panel
- tackboards available, see pages 210, 212-215
- task lights available, see pages 642-643
- 21" vertical clearance from worksurface to bottom of light soffit
- adjustable shelf
- locking not available
- pulls not available
- aluminum framed glass doors - specify Frosted or White Linen Pattern glass when ordering
- optional top, see page 237
- optional cornice overhead trim, see page 238
- backside of unit intended to go against wall, cabinet should be secured to wall as a safety precaution

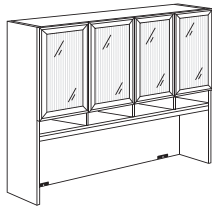
BROADWAY

Description	D	W	H	CTN WT	CU FT	① Model	List Price
<b>Double Height Storage Overhead Cabinet with Four Doors and Cubbies</b>	15 7/8	83 3/4	54 ▲	349	51	BR1684DSOC	\$4,153
	15 7/8	77 3/4	54 ▲	330	47	BR1678DSOC	\$4,041
	15 7/8	71 3/4	54 ▲	311	44	BR1672DSOC	\$3,924
	15 7/8	65 3/4	54 ▲	293	40	BR1666DSOC	\$3,725



- grommets in bottom left and right and in top center of back panel
- tackboards available, see pages 211-214
- task lights available, see pages 642-643
- 16" vertical clearance from worksurface to bottom of light soffit
- adjustable shelf
- locking doors available, specify and add \$210 list
- standard no pulls; optional pulls available, specify pull style and color, horizontal or vertical and add \$210 list for set of four
- optional top, see page 237
- optional cornice overhead trim, see page 238
- backside of unit intended to go against wall, cabinet should be secured to wall as a safety precaution

<b>Double Height Storage Overhead Cabinet with Four Glass Doors and Cubbies</b>	15 7/8	83 3/4	54 ▲	349	51	BR1684DGSOC	\$4,730
	15 7/8	77 3/4	54 ▲	330	47	BR1678DGSOC	\$4,598
	15 7/8	71 3/4	54 ▲	311	44	BR1672DGSOC	\$4,465
	15 7/8	65 3/4	54 ▲	293	40	BR1666DGSOC	\$4,240



- grommets in bottom left and right and in top center of back panel
- tackboards available, see pages 211-214
- task lights available, see pages 642-643
- 16" vertical clearance from worksurface to bottom of light soffit
- adjustable shelf
- locking not available
- pulls not available
- aluminum framed glass doors - specify Frosted or White Linen Pattern glass when ordering
- optional top, see page 237
- optional cornice overhead trim, see page 238
- backside of unit intended to go against wall, cabinet should be secured to wall as a safety precaution

**To Order, Specify:**

- ① Model Number
- ② Wood Species - Cherry (CH1), Maple (MA1) or Walnut (WA1) (see page 176)
- ③ Finish Color (see page 176)
  - a.) Wood Finish
  - b.) Color Finish (Maple veneer only)
- ④ Glass Color (see page 182)
- ⑤ Grommet Color - Matte Black (MBK) or Stardust Silver (STS) (see page 182)
- ⑥ Other Product Options (see page 177)

BROADWAY

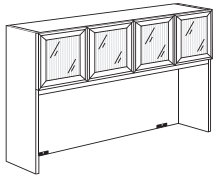


Description	D	W	H	CTN WT	CU FT	① Model	List Price
Storage Overhead Cabinet with Four Doors	15 7/8	83 3/4	40 1/2	240	39	BR1684S0	\$3,013
	15 7/8	77 3/4	40 1/2	220	37	BR1678S0	\$2,952
	15 7/8	71 3/4	40 1/2	200	34	BR1672S0	\$2,891
	15 7/8	65 3/4	40 1/2	160	31	BR1666S0	\$2,759



- grommets in bottom left and right and in top center of back panel
- tackboards available, see pages 210, 212-215
- task lights available, see pages 642-643
- 21" vertical clearance from worksurface to bottom of light soffit
- locking doors available, specify and add \$210 list
- standard no pulls; optional pulls available, specify pull style and color, horizontal or vertical and add \$210 list for set of four
- optional top, see page 237
- optional cornice overhead trim, see page 238

Storage Overhead Cabinet with Four Glass Doors	15 7/8	83 3/4	40 1/2	240	39	BR1684AGO	\$3,496
	15 7/8	77 3/4	40 1/2	220	37	BR1678AGO	\$3,427
	15 7/8	71 3/4	40 1/2	200	34	BR1672AGO	\$3,355
	15 7/8	65 3/4	40 1/2	160	31	BR1666AGO	\$3,200



- grommets in bottom left and right and in top center of back panel
- tackboards available, see pages 210, 212-215
- task lights available, see pages 642-643
- 21" vertical clearance from worksurface to bottom of light soffit
- locking not available
- pulls not available
- aluminum framed glass doors - specify Frosted or White Linen Pattern glass when ordering
- optional top, see page 237
- optional cornice overhead trim, see page 238

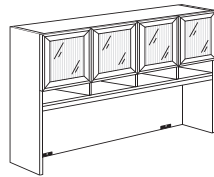
BROADWAY

Description	D	W	H	CTN WT	CU FT	① Model	List Price
Storage Overhead Cabinet with Four Doors and Cubbies	15 7/8	83 3/4	40 1/2	279	39	BR1684SOC	\$3,640
	15 7/8	77 3/4	40 1/2	264	37	BR1678SOC	\$3,537
	15 7/8	71 3/4	40 1/2	248	34	BR1672SOC	\$3,432
	15 7/8	65 3/4	40 1/2	234	31	BR1666SOC	\$3,257



- grommets in bottom left and right and in top center of back panel
- tackboards available, see pages 211-214
- task lights available, see pages 642-643
- 16" vertical clearance from worksurface to bottom of light soffit
- locking doors available, specify and add \$210 list
- standard no pulls; optional pulls available, specify pull style and color, horizontal or vertical and add \$210 list for set of four
- optional top, see page 237
- optional cornice overhead trim, see page 238

Storage Overhead Cabinet with Four Glass Doors and Cubbies	15 7/8	83 3/4	40 1/2	279	39	BR1684GSOC	\$4,124
	15 7/8	77 3/4	40 1/2	264	37	BR1678GSOC	\$4,010
	15 7/8	71 3/4	40 1/2	248	34	BR1672GSOC	\$3,896
	15 7/8	65 3/4	40 1/2	234	31	BR1666GSOC	\$3,698

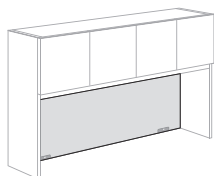


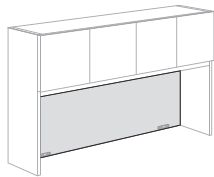
- grommets in bottom left and right and in top center of back panel
- tackboards available, see pages 211-214
- task lights available, see pages 642-643
- 16" vertical clearance from worksurface to bottom of light soffit
- locking not available
- pulls not available
- aluminum framed glass doors - specify Frosted or White Linen Pattern glass when ordering
- optional top, see page 237
- optional cornice overhead trim, see page 238

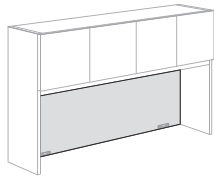
**To Order, Specify:**

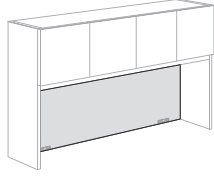
- ① Model Number
- ② Wood Species - Cherry (CH1), Maple (MA1) or Walnut (WA1) (see page 176)
- ③ Finish Color (see page 176)
  - a.) Wood Finish
  - b.) Color Finish (Maple veneer only)
- ④ Glass Color (see page 182)
- ⑤ Grommet Color - Matte Black (MBK) or Stardust Silver (STS) (see page 182)
- ⑥ Other Product Options (see page 177)

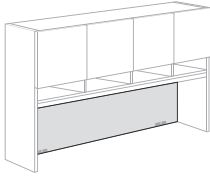
BROADWAY

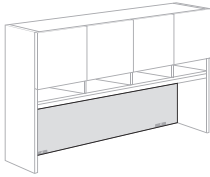
Description	D	W	H	CTN WT	CU FT	① Model	List Price Per Grade
<b>Tackboard for 84" w Storage Overhead</b>  <ul style="list-style-type: none"> <li>· for use with a 84" wide storage overhead cabinet</li> <li>· com ydg: 2 3/4</li> <li>· Culp Montgomery Sterling panel fabric standard</li> <li>· use Grade A pricing</li> <li>· other fabrics available, contact customer service</li> <li>· attaches with covered button screws</li> </ul>	3/8	81 7/8	16 1/2	12	5	<b>BR84TK</b>	<b>COM</b> \$294
	A	\$322					
	B	\$375					
	C	\$470					
	D	\$591					
	E	\$711					
	F	\$900					
	G	\$1,102					
	H	\$1,316					
	I	\$1,652					
	J	\$2,055					

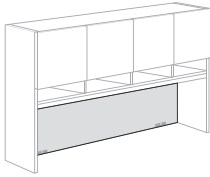
<b>Tackboard for 78" w Storage Overhead</b>  <ul style="list-style-type: none"> <li>· for use with a 78" wide storage overhead cabinet</li> <li>· com ydg: 2 1/2</li> <li>· Culp Montgomery Sterling panel fabric standard</li> <li>· use Grade A pricing</li> <li>· other fabrics available, contact customer service</li> <li>· attaches with covered button screws</li> </ul>	3/8	75 7/8	16 1/2	11	5	<b>BR78TK</b>	<b>COM</b> \$290
	A	\$315					
	B	\$364					
	C	\$450					
	D	\$560					
	E	\$669					
	F	\$840					
	G	\$1,024					
	H	\$1,220					
	I	\$1,525					
	J	\$1,892					

<b>Tackboard for 72" w Storage Overhead</b>  <ul style="list-style-type: none"> <li>· for use with a 72" wide storage overhead cabinet</li> <li>· com ydg: 2 1/4</li> <li>· Culp Montgomery Sterling panel fabric standard</li> <li>· use Grade A pricing</li> <li>· other fabrics available, contact customer service</li> <li>· attaches with covered button screws</li> </ul>	3/8	69 7/8	16 1/2	10	4	<b>BR72TK</b>	<b>COM</b> \$272
	A	\$296					
	B	\$339					
	C	\$416					
	D	\$515					
	E	\$614					
	F	\$768					
	G	\$933					
	H	\$1,108					
	I	\$1,383					
	J	\$1,713					

<b>Tackboard for 66" w Storage Overhead</b>  <ul style="list-style-type: none"> <li>· for use with a 66" wide storage overhead cabinet</li> <li>· com ydg: 2</li> <li>· Culp Montgomery Sterling panel fabric standard</li> <li>· use Grade A pricing</li> <li>· other fabrics available, contact customer service</li> <li>· attaches with covered button screws</li> </ul>	3/8	63 7/8	16 1/2	9	4	<b>BR66TK</b>	<b>COM</b> \$255
	A	\$275					
	B	\$313					
	C	\$383					
	D	\$470					
	E	\$558					
	F	\$695					
	G	\$842					
	H	\$998					
	I	\$1,243					
	J	\$1,536					

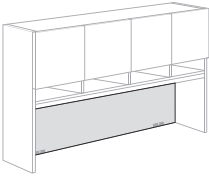
Description	D	W	H	CTN WT	CU FT	① Model	List Price Per Grade
<b>Tackboard for 84" w Storage Overhead with cubbies</b>	3/8	81 7/8	11 1/2	3	2	<b>BR84TKC</b>	<b>COM \$294</b>
 <ul style="list-style-type: none"> <li>· for use with a 84" wide storage overhead cabinet with cubbies</li> <li>· com ydg: 2 3/4</li> <li>· Culp Montgomery Sterling panel fabric standard</li> <li>· use Grade A pricing</li> <li>· other fabrics available, contact customer service</li> <li>· attaches with covered button screws</li> </ul>							A \$322
							B \$375
							C \$470
							D \$591
							E \$711
							F \$900
							G \$1,102
							H \$1,316
							I \$1,652
							J \$2,055

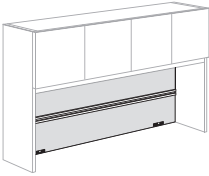
<b>Tackboard for 78" w Storage Overhead with cubbies</b>	3/8	75 7/8	11 1/2	3	2	<b>BR78TKC</b>	<b>COM \$290</b>
 <ul style="list-style-type: none"> <li>· for use with a 78" wide storage overhead cabinet with cubbies</li> <li>· com ydg: 2 1/2</li> <li>· Culp Montgomery Sterling panel fabric standard</li> <li>· use Grade A pricing</li> <li>· other fabrics available, contact customer service</li> <li>· attaches with covered button screws</li> </ul>							A \$315
							B \$364
							C \$450
							D \$560
							E \$669
							F \$840
							G \$1,024
							H \$1,220
							I \$1,525
							J \$1,892

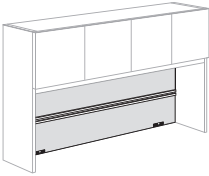
<b>Tackboard for 72" w Storage Overhead with cubbies</b>	3/8	69 7/8	11 1/2	2	2	<b>BR72TKC</b>	<b>COM \$272</b>
 <ul style="list-style-type: none"> <li>· for use with a 72" wide storage overhead cabinet with cubbies</li> <li>· com ydg: 2 1/4</li> <li>· Culp Montgomery Sterling panel fabric standard</li> <li>· use Grade A pricing</li> <li>· other fabrics available, contact customer service</li> <li>· attaches with covered button screws</li> </ul>							A \$296
							B \$339
							C \$416
							D \$515
							E \$614
							F \$768
							G \$933
							H \$1,108
							I \$1,383
							J \$1,713


**To Order, Specify:**


- ① Model Number
- ② Fabric Selection: vendor, pattern, color


Description	D	W	H	CTN WT	CU FT	① Model	List Price Per Grade
<b>Tackboard for 66" w Storage Overhead with cubbies</b>	$\frac{3}{8}$	63 $\frac{7}{8}$	11 $\frac{1}{2}$	2	2	<b>BR66TKC</b>	<b>COM \$255</b>
	<ul style="list-style-type: none"> <li>· for use with a 66" wide storage overhead cabinet with cubbies</li> <li>· com ydg: 2</li> <li>· Culp Montgomery Sterling panel fabric standard</li> <li>· use Grade A pricing</li> <li>· other fabrics available, contact customer service</li> <li>· attaches with covered button screws</li> </ul>						<b>A \$275</b> <b>B \$313</b> <b>C \$383</b> <b>D \$470</b> <b>E \$558</b> <b>F \$695</b> <b>G \$842</b> <b>H \$998</b> <b>I \$1,243</b> <b>J \$1,536</b>


<b>Tackboard for Accessory Rail</b>	$\frac{3}{8}$	81 $\frac{7}{8}$		8	4	<b>BR84TKA</b>	<b>COM \$327</b>
	<ul style="list-style-type: none"> <li>· coordinates with 84" wide storage overhead cabinets: BR1684SO, BR1684DSO, BR1684AGO and BR1684DAGO</li> <li>· com ydg: 2 <math>\frac{3}{4}</math></li> <li>· tackboard panels for above and below accessory rail panel height above rail 7 <math>\frac{1}{4}</math>" h panel height below rail 6" h</li> <li>· accessory rail must be ordered separately</li> <li>· not required; add on for convenience and application</li> <li>· Culp Montgomery Sterling panel fabric standard</li> <li>· use Grade A pricing</li> <li>· other fabrics available, contact Customer Service</li> </ul>						<b>A \$354</b> <b>B \$408</b> <b>C \$502</b> <b>D \$623</b> <b>E \$744</b> <b>F \$933</b> <b>G \$1,134</b> <b>H \$1,349</b> <b>I \$1,685</b> <b>J \$2,088</b>

<b>Tackboard for Accessory Rail</b>	$\frac{3}{8}$	75 $\frac{7}{8}$ ▲		7	4	<b>BR78TKA</b>	<b>COM \$322</b>
	<ul style="list-style-type: none"> <li>· coordinates with 78" wide storage overhead cabinets: BR1678SO, BR1678DSO, BR1678AGO and BR1678DAGO</li> <li>· com ydg: 2 <math>\frac{1}{2}</math></li> <li>· tackboard panels for above and below accessory rail panel height above rail: 7 <math>\frac{1}{4}</math>" h panel height below rail: 6" h</li> <li>· accessory rail must be ordered separately</li> <li>· not required; add on for convenience and application</li> <li>· Culp Montgomery Sterling panel fabric standard</li> <li>· use Grade A pricing</li> <li>· other fabrics available, contact customer service</li> </ul>						<b>A \$347</b> <b>B \$395</b> <b>C \$481</b> <b>D \$592</b> <b>E \$701</b> <b>F \$872</b> <b>G \$1,056</b> <b>H \$1,251</b> <b>I \$1,557</b> <b>J \$1,923</b>

<b>Tackboard for Accessory Rail</b>	$\frac{3}{8}$	69 $\frac{7}{8}$		6	3	<b>BR72TKA</b>	<b>COM \$305</b>
	<ul style="list-style-type: none"> <li>· coordinates with 72" wide storage overhead cabinets: BR1672SO, BR1672DSO, BR1672AGO and BR1672DAGO</li> <li>· com ydg: 2 <math>\frac{1}{4}</math></li> <li>· tackboard panels for above and below accessory rail panel height above rail 7 <math>\frac{1}{4}</math>" h panel height below rail 6" h</li> <li>· accessory rail must be ordered separately</li> <li>· not required; add on for convenience and application</li> <li>· Culp Montgomery Sterling panel fabric standard</li> <li>· use Grade A pricing</li> <li>· other fabrics available, contact customer service</li> </ul>						<b>A \$328</b> <b>B \$371</b> <b>C \$449</b> <b>D \$548</b> <b>E \$646</b> <b>F \$801</b> <b>G \$965</b> <b>H \$1,141</b> <b>I \$1,416</b> <b>J \$1,746</b>

Description	D	W	H	CTN WT	CU FT	① Model	List Price Per Grade
<b>Tackboard for Accessory Rail</b>	3/8	63 7/8		5	2	<b>BR66TKA</b>	<b>COM \$286</b>
	<ul style="list-style-type: none"> <li>coordinates with 66" wide storage overhead cabinets: BR1666SO, BR1666DSO, BR1666AGO and BR1666DAGO</li> <li>com ydg: 2</li> <li>tackboard panels for above and below accessory rail</li> <li>panel height above rail: 7 1/4" h</li> <li>panel height below rail: 6" h</li> <li>accessory rail must be ordered separately</li> <li>not required; add on for convenience and application</li> <li>Culp Montgomery Sterling panel fabric standard</li> <li>use Grade A pricing</li> <li>other fabrics available, contact customer service</li> </ul>						<b>A \$306</b> <b>B \$345</b> <b>C \$414</b> <b>D \$501</b> <b>E \$590</b> <b>F \$726</b> <b>G \$873</b> <b>H \$1,029</b> <b>I \$1,274</b> <b>J \$1,567</b>

<b>Tackboard for Accessory Rail</b>	3/8	81 7/8		3	2	<b>BR84TKCA</b>	<b>COM \$327</b>
	<ul style="list-style-type: none"> <li>coordinates with 84" wide storage overhead cabinets with cubbies: BR1684SOC, BR1684DSOC, BR1684GSOC and BR1684DGSOC</li> <li>com ydg: 2 3/4</li> <li>tackboard panels for above and below accessory rail</li> <li>panel height above rail: 2 1/4" h</li> <li>panel height below rail: 6" h</li> <li>accessory rail must be ordered separately</li> <li>not required; add on for convenience and application</li> <li>Culp Montgomery Sterling panel fabric standard</li> <li>use Grade A pricing</li> <li>other fabrics available, contact customer service</li> </ul>						<b>A \$354</b> <b>B \$408</b> <b>C \$502</b> <b>D \$623</b> <b>E \$744</b> <b>F \$933</b> <b>G \$1,134</b> <b>H \$1,349</b> <b>I \$1,685</b> <b>J \$2,088</b>

<b>Tackboard for Accessory Rail</b>	3/8	75 7/8		3	2	<b>BR78TKCA</b>	<b>COM \$322</b>
	<ul style="list-style-type: none"> <li>coordinates with 78" wide storage overhead cabinets with cubbies: BR1678SOC, BR1678DSOC, BR1678GSOC and BR1678DGSOC</li> <li>com ydg: 2 1/2</li> <li>tackboard panels for above and below accessory rail</li> <li>panel height above rail: 2 1/4" h</li> <li>panel height below rail: 6" h</li> <li>accessory rail must be ordered separately</li> <li>not required; add on for convenience and application</li> <li>Culp Montgomery Sterling panel fabric standard</li> <li>use Grade A pricing</li> <li>other fabrics available, contact customer service</li> </ul>						<b>A \$347</b> <b>B \$395</b> <b>C \$481</b> <b>D \$592</b> <b>E \$701</b> <b>F \$872</b> <b>G \$1,056</b> <b>H \$1,251</b> <b>I \$1,557</b> <b>J \$1,923</b>


**To Order, Specify:**

- ① Model Number
- ② Fabric Selection: vendor, pattern, color

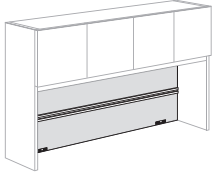
BROADWAY

Description	D	W	H	CTN WT	CU FT	① Model	List Price Per Grade	
<b>Tackboard for Accessory Rail</b> <ul style="list-style-type: none"> <li>coordinates with 72" wide storage overhead cabinets with cubbies: BR1672SOC, BR1672DSOC, BR1672GSOC and BR1672DGSOC</li> <li>com ydg: 2 1/4</li> <li>tackboard panels for above and below accessory rail</li> <li>panel height above rail: 2 1/4" h</li> <li>panel height below rail: 6" h</li> <li>accessory rails must be ordered separately</li> <li>not required; add on for convenience and application</li> <li>Culp Montgomery Sterling panel fabric standard</li> <li>use Grade A pricing</li> <li>other fabrics available, contact customer service</li> </ul>	3/8	69 7/8		2	2	<b>BR72TKCA</b>	<b>COM \$305</b>	
	A \$328							
	B \$371							
	C \$449							
	D \$548							
	E \$646							
	F \$801							
	G \$965							
	H \$1,141							
	I \$1,416							
	J \$1,746							
	<b>Tackboard for Accessory Rail</b> <ul style="list-style-type: none"> <li>coordinates with 66" wide storage overhead cabinets with cubbies: BR1666SOC, BR1666DSOC, BR1666GSOC and BR1666DGSOC</li> <li>com ydg: 2</li> <li>tackboard panels for above and below accessory rail</li> <li>panel height above rail: 2 1/4" h</li> <li>panel height below rail: 6" h</li> <li>accessory rail must be ordered separately</li> <li>not required; add on for convenience and application</li> <li>Culp Montgomery Sterling panel fabric standard</li> <li>use Grade A pricing</li> <li>other fabrics available, contact customer service</li> </ul>	3/8	63 7/8		2	2	<b>BR66TKCA</b>	<b>COM \$286</b>
		A \$306						
B \$345								
C \$414								
D \$501								
E \$590								
F \$726								
G \$873								
H \$1,029								
I \$1,274								
J \$1,567								
<b>Veneer Panel and Tackboard for Accessory Rail</b> <ul style="list-style-type: none"> <li>coordinates with 84" wide storage overhead cabinets: BR1684SO, BR1684DSO, BR1684AGO and BR1684DAGO</li> <li>com ydg: 2 3/4</li> <li>veneer panel above accessory rail: 7 1/4" h</li> <li>tackboard panel below accessory rail: 6" h</li> <li>accessory rail must be ordered separately</li> <li>not required; add on for convenience and application</li> <li>Culp Montgomery Sterling panel fabric standard</li> <li>use Grade A pricing</li> <li>other fabrics available, contact customer service</li> </ul>		3/8	81 7/8		15	4	<b>BR84TKAVP</b>	<b>COM \$501</b>
		A \$529						
	B \$582							
	C \$677							
	D \$797							
	E \$918							
	F \$1,107							
	G \$1,309							
	H \$1,523							
	I \$1,859							
	J \$2,262							
	<b>Veneer Panel and Tackboard for Accessory Rail</b> <ul style="list-style-type: none"> <li>coordinates with 78" wide storage overhead cabinets: BR1678SO, BR1678DSO, BR1678AGO and BR1678DAGO</li> <li>com ydg: 2 1/2</li> <li>veneer panel above accessory rail: 7 1/4" h</li> <li>tackboard panel below accessory rail: 6" h</li> <li>accessory rail must be ordered separately</li> <li>not required; add on for convenience and application</li> <li>Culp Montgomery Sterling panel fabric standard</li> <li>use Grade A pricing</li> <li>other fabrics available, contact customer service</li> </ul>	3/8	78 7/8		13	4	<b>BR78TKAVP</b>	<b>COM \$486</b>
		A \$511						
B \$559								
C \$645								
D \$755								
E \$865								
F \$1,036								
G \$1,220								
H \$1,415								
I \$1,720								
J \$2,087								

BROADWAY

Description	D	W	H	CTN WT	CU FT	① Model	List Price Per Grade
<b>Veneer Panel and Tackboard for Accessory Rail</b>  	3/8	69 7/8		11	3	<b>BR72TKAVP</b>	COM \$468
							A \$491
							B \$534
							C \$612
							D \$710
							E \$809
							F \$963
							G \$1,128
							H \$1,304
							I \$1,579
J \$1,908							

- coordinates with 72" wide storage overhead cabinets: BR1672SO, BR1672DSO, BR1672AGO and BR1672DAGO
- com ydg: 2 1/4
- veneer panel above accessory rail: 7 1/4" h
- tackboard panel below accessory rail: 6" h
- accessory rail must be ordered separately
- not required; add on for convenience and application
- Culp Montgomery Sterling panel fabric standard
- use Grade A pricing
- other fabrics available, contact customer service

<b>Veneer Panel and Tackboard for Accessory Rail</b>  	3/8	63 7/8		9	2	<b>BR66TKAVP</b>	COM \$443
							A \$462
							B \$501
							C \$571
							D \$658
							E \$746
							F \$882
							G \$1,029
							H \$1,186
							I \$1,431
J \$1,724							

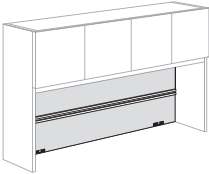
- coordinates with 66" wide storage overhead cabinets: BR1666SO, BR1666DSO, BR1666AGO and BR1666DAGO
- com ydg: 2
- veneer panel above accessory rail: 7 1/4" h
- tackboard panel below accessory rail: 6" h
- accessory rail must be ordered separately
- not required; add on for convenience and application
- Culp Montgomery Sterling panel fabric standard
- use Grade A pricing
- other fabrics available, contact customer service

**To Order, Specify:**

- ① Model Number
- ② Wood Species - Cherry (CH1), Maple (MA1) or Walnut (WA1) (see page 176)
- ③ Finish Color (see page 176)
  - a.) Wood Finish
  - b.) Color Finish (Maple veneer only)
- ④ Fabric Selection: vendor, pattern, color
- ⑤ Other Product Options (see page 177)

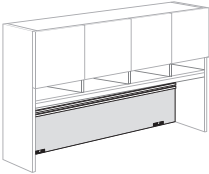
BROADWAY



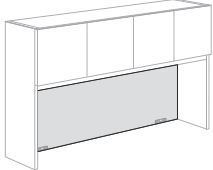
Description	D	W	H	CTN WT	CU FT	① Model	List Price
 Veneer Panel for Accessory Rail	3/4	81 7/8	20	32	4	<b>BR2084VSL</b> For use on 84" wide storage overhead cabinet: · BR1684DSO · BR1684SO · BR1684DAGO · BR1684AGO	\$473
	3/4	75 7/8	20	28	4	<b>BR2078VSL</b> For use on 78" wide storage overhead cabinet: BR1678DSO · BR1678SO · BR1678DAGO · BR1678AGO	\$462
	3/4	69 7/8	20	25	4	<b>BR2072VSL</b> For use on 72" wide storage overhead cabinet: · BR1672DSO · BR1672SO · BR1672DAGO · BR1672AGO	\$450
	3/4	63 7/8	20	21	4	<b>BR2066VSL</b> For use on 66" wide storage overhead cabinet: · BR1666DSO · BR1666SO · BR1666DAGO · BR1666AGO	\$432

- veneer panels for above and below accessory rail
- accessory rail must be ordered separately
- not required; add on for color contrast
- select veneer or color options
- two back panel grommets

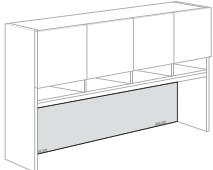
BROADWAY

 Veneer Panel for Accessory Rail	3/4	81 7/8		35	3	<b>BR1284VSL</b> For use on 84" wide storage overhead cabinet with cubbies: · BR1684DSOC · BR1684SOC · BR1684GSOC · BR1684DGSOC	\$456
	3/4	75 7/8		32	3	<b>BR1278VSL</b> For use on 78" wide storage overhead cabinet with cubbies: · BR1678DSOC · BR1678SOC · BR1678GSOC · BR1678DGSOC	\$448
	3/4	69 7/8		28	3	<b>BR1272VSL</b> For use on 72" wide storage overhead cabinet with cubbies: · BR1672DSOC · BR1672SOC · BR1672GSOC · BR1672DGSOC	\$436
	3/4	63 7/8		24	3	<b>BR1266VSL</b> For use on 66" wide storage overhead cabinet with cubbies: · BR1666DSOC · BR1666SOC · BR1666GSOC · BR1666DGSOC	\$419

- veneer panels for above and below accessory rail  
 panel height above rail: 2 1/4" h  
 panel height below rail: 10" h
- accessory rail must be ordered separately
- not required; add on for color contrast
- select veneer or color options
- two back panel grommets

Description	D	W	H	CTN WT	CU FT	① Model	List Price
<b>Veneer Back Panel Insert</b> 	3/4	81 7/8	20	35	4	<b>BR2084VBP</b> For use on 84" wide storage overhead cabinet: · BR1684DSO · BR1684SO · BR1684DAGO · BR1684AGO	\$469
	3/4	75 7/8	20	32	4	<b>BR2078VBP</b> For use on 78" wide storage overhead cabinet: · BR1678DSO · BR1678SO · BR1678DAGO · BR1678AGO	\$459
	3/4	69 7/8	20	28	4	<b>BR2072VBP</b> For use on 72" wide storage overhead cabinet: · BR1672DSO · BR1672SO · BR1672DAGO · BR1672AGO	\$446
	3/4	63 7/8	20	24	4	<b>BR2066VBP</b> For use on 66" wide storage overhead cabinet: · BR1666DSO · BR1666SO · BR1666DAGO · BR1666AGO	\$430


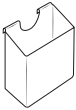

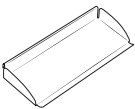
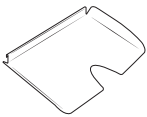
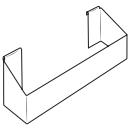

- veneer panel surface
- two back panel grommets
- not required; add on for color contrast

<b>Veneer Back Panel Insert</b> 	3/4	81 7/8	15	35	3	<b>BR1584VBP</b> For use on 84" wide storage overhead cabinet with cubbies: · BR1684DSOC · BR1684SOC · BR1684GSOC · BR1684DGSOC	\$453
	3/4	75 7/8	15	32	3	<b>BR1578VBP</b> For use on 78" wide storage overhead cabinet with cubbies: · BR1678DSOC · BR1678SOC · BR1678GSOC · BR1678DGSOC	\$445
	3/4	69 7/8	15	28	3	<b>BR1572VBP</b> For use on 72" wide storage overhead cabinet with cubbies: · BR1672DSOC · BR1672SOC · BR1672GSOC · BR1672DGSOC	\$431
	3/4	63 7/8	15	24	3	<b>BR1566VBP</b> For use on 66" wide storage overhead cabinet with cubbies: · BR1666DSOC · BR1666SOC · BR1666GSOC · BR1666DGSOC	\$417

- veneer panel surface
- two back panel grommets
- not required; add on for color contrast


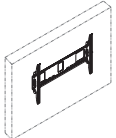
**To Order, Specify:**

- ① Model Number
- ② Wood Species - Cherry (CH1), Maple (MA1) or Walnut (WA1) (see page 176)
- ③ Finish Color (see page 176)
  - a.) Wood Finish
  - b.) Color Finish (Maple veneer only)
- ④ Fabric Selection: vendor, pattern, color
- ⑤ Other Product Options (see page 177)

Description	D	W	H	CTN WT	CU FT	① Model	List Price
<b>Accessory Rail</b> 	$\frac{3}{4}$	$81 \frac{7}{8}$	$3 \frac{1}{4}$	6	2	<b>BR84AR</b> For use on: · BR1684DSO · BR1684SO · BR1684DAGO · BR1684AGO	\$312
	$\frac{3}{4}$	$75 \frac{7}{8}$	$3 \frac{1}{4}$	5	2	<b>BR78AR</b> For use on: · BR1678DSO · BR1678SO · BR1678DAGO · BR1678AGO	\$298
	$\frac{3}{4}$	$69 \frac{7}{8}$	$3 \frac{1}{4}$	5	2	<b>BR72AR</b> For use on: · BR1672DSO · BR1672SO · BR1672DAGO · BR1672AGO	\$282
	$\frac{3}{4}$	$63 \frac{7}{8}$	$3 \frac{1}{4}$	4	2	<b>BR66AR</b> For use on: · BR1666DSO · BR1666SO · BR1666DAGO · BR1666AGO	\$267
<b>Upright Tray</b> 	$1 \frac{9}{16}$	$3 \frac{1}{8}$	$3 \frac{9}{16}$	1	1	<b>AC203CUP</b> · pen and gadget cup · Stardust Silver finish	\$75
<b>Small Tray</b> 	$3 \frac{5}{16}$	$2 \frac{11}{16}$	$\frac{7}{8}$	1	1	<b>AC403TRAY</b> · tray for paper clips and other small items · Stardust Silver finish	\$56
<b>Pencil Tray</b> 	$3 \frac{5}{16}$	$7 \frac{11}{16}$	$\frac{7}{8}$	1	1	<b>AC408TRAY</b> · tray for pencils and other small items · Stardust Silver finish	\$69
<b>Paper Tray</b> 	$9 \frac{15}{16}$	$13 \frac{3}{16}$	$\frac{7}{8}$	2	1	<b>AC912PAP</b> · tray for $8 \frac{1}{2} \times 11$ " letter paper size · Stardust Silver finish	\$107
<b>File Hanger</b> 	$2 \frac{13}{16}$	$12 \frac{3}{16}$	4	1	1	<b>AC313FILE</b> · file hanger for $8 \frac{1}{2} \times 11$ " letter size hanging file folders · Stardust Silver finish	\$101
<b>Acrylic Accessory Tray</b> 	$12 \frac{1}{4}$ ▲	$9 \frac{1}{4}$	$2 \frac{1}{4}$ ▲	5	1	<b>ALT0912C</b> · set of 4	\$271

BROADWAY

Description	D	W	H	CTN WT	CU FT	① Model	List Price
TV Storage Overhead	15 7/8	71 3/4	40 1/2	200	39	BR1672TV	\$3,334
	15 7/8	65 3/4	40 1/2	160	36	BR1666TV	\$3,206

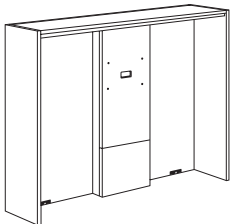
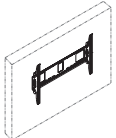



- TV support column for wiring with access door
- two back panel grommets
- grommets in back of support column
- includes Peerless TV mounting kit
- BR1672TV coordinates with BR2472TVDC; see page 202
- BR1666TV coordinates with BR2466TVDC; see page 202
- optional top, see page 237
- optional cornice overhead trim, see page 238

- mounting bracket for TV
- TV not included

Double Height TV Storage Overhead	15 7/8	71 3/4	52 1/2	200	39	BR1672DTV	\$3,503
	15 7/8	65 3/4	52 1/2	160	36	BR1666DTV	\$3,367

- TV support column for wiring with access door
- two back panel grommets
- grommets in back of support column
- includes Peerless TV mounting kit
- BR1672DTV coordinates with BR2472TVDC; see page 202
- BR1666DTV coordinates with BR2466TVDC; see page 202
- for optional top, see page 237
- optional cornice overhead trim, see page 238
- back side of unit intended to go against wall, cabinet should be secured to wall as a safety precaution

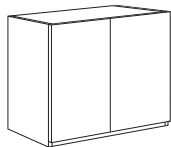
- mounting bracket for TV
- TV not included

BROADWAY

**To Order, Specify:**

- ① Model Number
- ② Wood Species - Cherry (CH1), Maple (MA1) or Walnut (WA1) (see page 176)
- ③ Finish Color (see page 176)
  - a.) Wood Finish
  - b.) Color Finish (Maple veneer only)
- ④ Grommet Color - Matte Black (MBK) or Stardust Silver (STS) (see page 182)
- ⑤ Other Product Options (see page 177)

Description	D	W	H	CTN WT	CU FT	① Model	List Price
Double Height Wall Mount Overhead Cabinet with Two Doors	15 7/8	41 3/4	33	165	18	BR1642DWMS	\$2,518
	15 7/8	35 3/4	33	145	15	BR1636DWMS	\$2,343
	15 7/8	29 3/4	33	137	13	BR1630DWMS	\$2,178



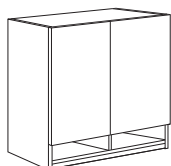
- supported by wall cleat - hardware provided by installer
- adjustable shelf
- locking doors available, specify and add \$105 list
- standard no pulls; optional pulls available, specify pull style and color, horizontal or vertical and add \$105 list for set of two
- optional modular cabinet top; see page 237

Double Height Wall Mount Overhead Cabinet with Two Glass Doors	15 7/8	41 3/4	33	165	18	BR1642DAGWMS	\$2,846
	15 7/8	35 3/4	33	145	15	BR1636DAGWMS	\$2,648
	15 7/8	29 3/4	33	137	13	BR1630DAGWMS	\$2,506



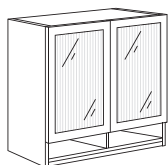
- supported by wall cleat - hardware provided by installer
- adjustable shelf
- locking doors not available
- pulls not available
- optional modular cabinet top; see page 237
- aluminum framed glass doors - specify Frosted or White Linen Pattern glass when ordering

Double Height Wall Mount Overhead Cabinet with Two Doors and Cubbies	15 7/8	41 3/4	38	203	18	BR1642WDSOC	\$2,822
	15 7/8	35 3/4	38	188	16	BR1636WDSOC	\$2,603
	15 7/8	29 3/4	38	180	13	BR1630WDSOC	\$2,394



- supported by wall cleat - hardware provided by installer
- adjustable shelf
- locking doors available, specify and add \$105 list
- standard no pulls; optional pulls available, specify pull style and color, horizontal or vertical and add \$105 list for set of two
- optional modular cabinet top; see page 237

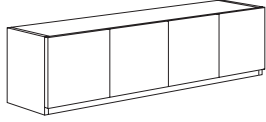
Double Height Wall Mount Overhead Cabinet with Two Glass Doors and Cubbies	15 7/8	41 3/4	38	203	18	BR1642WDGSOC	\$3,149
	15 7/8	35 3/4	38	188	16	BR1636WDGSOC	\$2,907
	15 7/8	29 3/4	38	180	13	BR1630WDGSOC	\$2,722



- supported by wall cleat - hardware provided by installer
- adjustable shelf
- locking doors not available
- pulls not available
- optional modular cabinet top; see page 237
- aluminum framed glass doors - specify Frosted or White Linen Pattern glass when ordering

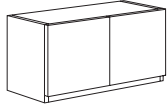
BROADWAY

Description	D	W	H	CTN WT	CU FT	① Model	List Price
Wall Mount Overhead Cabinet with Four Doors	15 7/8	71 3/4	19 1/8	200	16	BR1672WMS	\$2,739
	15 7/8	65 3/4	19 1/8	190	15	BR1666WMS	\$2,618



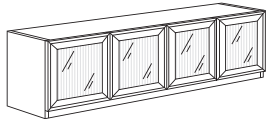
- supported by wall cleat - hardware provided by installer
- locking doors available, specify and add \$210 list
- standard no pulls; optional pulls available, specify pull style and color, horizontal or vertical and add \$210 list for set of four
- optional modular cabinet top; see page 237

Wall Mount Overhead Cabinet with Two Doors	15 7/8	41 3/4	19 1/8	142	9	BR1642WMS	\$2,083
	15 7/8	35 3/4	19 1/8	130	8	BR1636WMS	\$1,874
	15 7/8	29 3/4	19 1/8	125	7	BR1630WMS	\$1,745



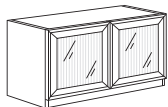
- supported by wall cleat - hardware provided by installer
- locking doors available, specify and add \$105 list
- standard no pulls; optional pulls available, specify pull style and color, horizontal or vertical and add \$105 list for set of two
- optional modular cabinet top; see page 237

Wall Mount Overhead Cabinet with Four Glass Doors	15 7/8	71 3/4	19 1/8	200	16	BR1672AGWMS	\$3,268
	15 7/8	65 3/4	19 1/8	190	15	BR1666AGWMS	\$3,154



- supported by wall cleat - hardware provided by installer
- locking doors not available
- pulls not available
- optional modular cabinet top; see page 237
- aluminum framed glass doors - specify Frosted or White Linen Pattern glass when ordering

Wall Mount Overhead Cabinet with Two Glass Doors	15 7/8	41 3/4	19 1/8	142	9	BR1642AGWMS	\$2,483
	15 7/8	35 3/4	19 1/8	130	8	BR1636AGWMS	\$2,237
	15 7/8	29 3/4	19 1/8	125	7	BR1630AGWMS	\$2,079

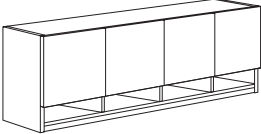


- supported by wall cleat - hardware provided by installer
- locking doors not available
- pulls not available
- optional modular cabinet top; see page 237
- aluminum framed glass doors - specify Frosted or White Linen Pattern glass when ordering

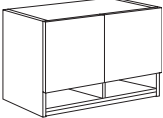
**To Order, Specify:**

- ① Model Number
- ② Wood Species - Cherry (CH1), Maple (MA1) or Walnut (WA1) (see page 176)
- ③ Finish Color (see page 176)
  - a.) Wood Finish
  - b.) Color Finish (Maple veneer only)
- ④ Glass Color (see page 182)
- ⑤ Other Product Options (see page 177)

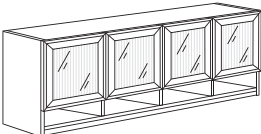
BROADWAY

Description	D	W	H	CTN WT	CU FT	① Model	List Price
<b>Wall Mount Overhead Cabinet with Four Doors and Cubbies</b> 	15 7/8	71 3/4	24 1/8	217	21	<b>BR1672WSOC</b>	<b>\$3,280</b>
	15 7/8	65 3/4	24 1/8	202	19	<b>BR1666WSOC</b>	<b>\$3,116</b>

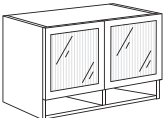
- supported by wall cleat - hardware provided by installer
- locking doors available, specify and add \$210 list
- standard no pulls; optional pulls available, specify pull style and color, horizontal or vertical and add \$210 list for set of four
- optional modular cabinet top; see page 237

<b>Wall Mount Overhead Cabinet with Two Doors and Cubbies</b> 	15 7/8	41 3/4	24 1/8	160	12	<b>BR1642WSOC</b>	<b>\$2,386</b>
	15 7/8	35 3/4	24 1/8	148	11	<b>BR1636WSOC</b>	<b>\$2,134</b>
	15 7/8	29 3/4	24 1/8	141	9	<b>BR1630WSOC</b>	<b>\$1,961</b>

- supported by wall cleat - hardware provided by installer
- locking doors available, specify and add \$105 list
- standard no pulls; optional pulls available, specify pull style and color, horizontal or vertical and add \$105 list for set of two
- optional modular cabinet top; see page 237

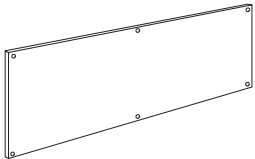
<b>Wall Mount Overhead Cabinet with Four Glass Doors and Cubbies</b> 	15 7/8	71 3/4	24 1/8	217	21	<b>BR1672WGSOC</b>	<b>\$3,809</b>
	15 7/8	65 3/4	24 1/8	202	19	<b>BR1666WGSOC</b>	<b>\$3,651</b>

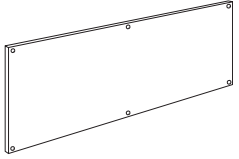
- supported by wall cleat - hardware provided by installer
- locking doors not available
- pulls not available
- optional modular cabinet top; see page 237
- aluminum framed glass doors - specify Frosted or White Linen Pattern glass when ordering

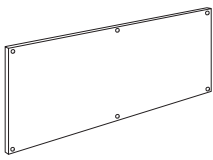
<b>Wall Mount Overhead Cabinet with Two Glass Doors and Cubbies</b> 	15 7/8	41 3/4	24 1/8	160	12	<b>BR1642WGSOC</b>	<b>\$2,786</b>
	15 7/8	35 3/4	24 1/8	148	11	<b>BR1636WGSOC</b>	<b>\$2,496</b>
	15 7/8	29 3/4	24 1/8	141	9	<b>BR1630WGSOC</b>	<b>\$2,296</b>

- supported by wall cleat - hardware provided by installer
- locking doors not available
- pulls not available
- optional modular cabinet top; see page 237
- aluminum framed glass doors - specify Frosted or White Linen Pattern glass when ordering

BROADWAY

Description	D	W	H	CTN WT	CU FT	① Model	List Price Per Grade
<b>84" w Wall Mount Tackboard</b>	7/8	83 3/4	19 1/2	4	4	<b>BR8420WT</b>	<b>COM \$353</b>
 <ul style="list-style-type: none"> <li>• use with wall mount overhead cabinets</li> <li>• com ydg: 2 3/4</li> <li>• four 3/8" deep x 2" wide vertical channels in back of panel allow wire management</li> <li>• Culp Montgomery Sterling panel fabric standard</li> <li>• use Grade A pricing</li> <li>• other fabrics available, contact customer service</li> <li>• attaches with covered button screws</li> </ul>	A						\$381
	B						\$434
	C						\$529
	D						\$649
	E						\$770
	F						\$959
	G						\$1,161
	H						\$1,375
	I						\$1,711
	J						\$2,114

<b>78" w Wall Mount Tackboard</b>	7/8	77 3/4	19 1/2	4	4	<b>BR7820WT</b>	<b>COM \$349</b>
 <ul style="list-style-type: none"> <li>• use with wall mount overhead cabinets</li> <li>• com ydg: 2 1/2</li> <li>• four 3/8" deep x 2" wide vertical channels in back of panel allow wire management</li> <li>• Culp Montgomery Sterling panel fabric standard</li> <li>• use Grade A pricing</li> <li>• other fabrics available, contact customer service</li> <li>• attaches with covered button screws</li> </ul>	A						\$374
	B						\$423
	C						\$509
	D						\$619
	E						\$728
	F						\$899
	G						\$1,083
	H						\$1,278
	I						\$1,584
	J						\$1,950

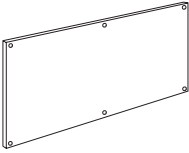
<b>72" w Wall Mount Tackboard</b>	7/8	71 3/4	19 1/2	3	3	<b>BR7220WT</b>	<b>COM \$332</b>
 <ul style="list-style-type: none"> <li>• use with wall mount overhead cabinets</li> <li>• com ydg: 2 1/4</li> <li>• four 3/8" deep x 2" wide vertical channels in back of panel allow wire management</li> <li>• Culp Montgomery Sterling panel fabric standard</li> <li>• use Grade A pricing</li> <li>• other fabrics available, contact customer service</li> <li>• attaches with covered button screws</li> </ul>	A						\$355
	B						\$398
	C						\$476
	D						\$575
	E						\$674
	F						\$828
	G						\$993
	H						\$1,168
	I						\$1,443
	J						\$1,773

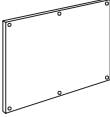
**To Order, Specify:**

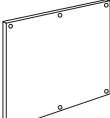
- ① Model Number
- ② Wood Species - Cherry (CH1), Maple (MA1) or Walnut (WA1) (see page 176)
- ③ Finish Color (see page 176)
  - a.) Wood Finish
  - b.) Color Finish (Maple veneer only)
- ④ Glass Color (see page 182)
- ⑤ Fabric Selection: vendor, pattern, color
- ⑥ Other Product Options (see page 177)

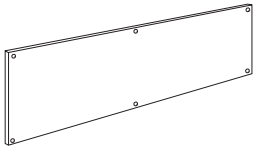
BROADWAY

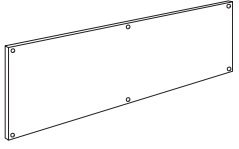


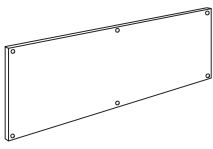
Description	D	W	H	CTN WT	CU FT	① Model	List Price Per Grade
<b>66" w Wall Mount Tackboard</b>  <ul style="list-style-type: none"> <li>· use with wall mount overhead cabinets</li> <li>· com ydg: 2</li> <li>· four <math>\frac{3}{8}</math>" deep x 2" wide vertical channels in back of panel allow wire management</li> <li>· Culp Montgomery Sterling panel fabric standard</li> <li>· use Grade A pricing</li> <li>· other fabrics available, contact customer service</li> <li>· attaches with covered button screws</li> </ul>	$\frac{7}{8}$	65 $\frac{3}{4}$	19 $\frac{1}{2}$	3	3	<b>BR6620WT</b>	<b>COM</b> \$313
	A	\$333					
	B	\$372					
	C	\$441					
	D	\$529					
	E	\$617					
	F	\$753					
	G	\$900					
	H	\$1,057					
	I	\$1,301					
J	\$1,594						

<b>36" w Wall Mount Tackboard</b>  <ul style="list-style-type: none"> <li>· use with wall mount overhead cabinets</li> <li>· com ydg: 1 <math>\frac{1}{4}</math></li> <li>· three <math>\frac{3}{8}</math>" deep x 2" wide vertical channels in back of panel allow wire management</li> <li>· Culp Montgomery Sterling panel fabric standard</li> <li>· use Grade A pricing</li> <li>· other fabrics available, contact customer service</li> <li>· attaches with covered button screws</li> </ul>	$\frac{7}{8}$	35 $\frac{3}{4}$	19 $\frac{1}{2}$	2	2	<b>BR3620WT</b>	<b>COM</b> \$247
	A	\$260					
	B	\$284					
	C	\$327					
	D	\$383					
	E	\$437					
	F	\$522					
	G	\$615					
	H	\$712					
	I	\$865					
J	\$1,048						

<b>30" w Wall Mount Tackboard</b>  <ul style="list-style-type: none"> <li>· use with wall mount overhead cabinets</li> <li>· com ydg: 1</li> <li>· two <math>\frac{3}{8}</math>" deep x 2" wide vertical channels in back of panel allow wire management</li> <li>· Culp Montgomery Sterling panel fabric standard</li> <li>· use Grade A pricing</li> <li>· other fabrics available, contact customer service</li> <li>· attaches with covered button screws</li> </ul>	$\frac{7}{8}$	29 $\frac{3}{4}$	19 $\frac{1}{2}$	2	2	<b>BR3020WT</b>	<b>COM</b> \$228
	A	\$239					
	B	\$258					
	C	\$292					
	D	\$336					
	E	\$381					
	F	\$449					
	G	\$522					
	H	\$600					
	I	\$723					
J	\$869						

Description	D	W	H	CTN WT	CU FT	① Model	List Price Per Grade
<b>84" w Wall Mount Tackboard</b>  <ul style="list-style-type: none"> <li>· use with wall mount overhead cabinets with cubbies</li> <li>· com ydg: 2 3/4</li> <li>· four 3/8" deep x 2" wide vertical channels in back of panel allow wire management</li> <li>· Culp Montgomery Sterling panel fabric standard</li> <li>· use Grade A pricing</li> <li>· other fabrics available, contact customer service</li> <li>· attaches with covered button screws</li> </ul>	7/8▲	83 3/4▲	16 1/2	3	3	<b>BR84WTC</b>	<b>COM \$353</b> A \$381 B \$434 C \$529 D \$649 E \$770 F \$959 G \$1,161 H \$1,375 I \$1,711 J \$2,114

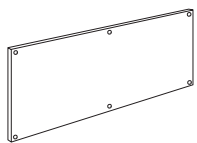
<b>78" w Wall Mount Tackboard</b>  <ul style="list-style-type: none"> <li>· use with wall mount overhead cabinets with cubbies</li> <li>· com ydg: 2 1/2</li> <li>· four 3/8" deep x 2" wide vertical channels in back of panel allow wire management</li> <li>· Culp Montgomery Sterling panel fabric standard</li> <li>· use Grade A pricing</li> <li>· other fabrics available, contact customer service</li> <li>· attaches with covered button screws</li> </ul>	7/8▲	77 3/4▲	16 1/2	3	3	<b>BR78WTC</b>	<b>COM \$349</b> A \$374 B \$423 C \$509 D \$619 E \$728 F \$899 G \$1,083 H \$1,278 I \$1,584 J \$1,950
---	------	---------	--------	---	---	----------------	--

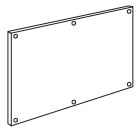
<b>72" w Wall Mount Tackboard</b>  <ul style="list-style-type: none"> <li>· use with wall mount overhead cabinets with cubbies</li> <li>· com ydg: 2 1/4</li> <li>· four 3/8" deep x 2" wide vertical channels in back of panel allow wire management</li> <li>· Culp Montgomery Sterling panel fabric standard</li> <li>· use Grade A pricing</li> <li>· other fabrics available, contact customer service</li> <li>· attaches with covered button screws</li> </ul>	7/8▲	71 3/4▲	16 1/2	2	2	<b>BR72WTC</b>	<b>COM \$332</b> A \$355 B \$398 C \$476 D \$575 E \$674 F \$828 G \$993 H \$1,168 I \$1,443 J \$1,773
---	------	---------	--------	---	---	----------------	--

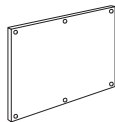
**To Order, Specify:**

- ① Model Number
- ② Fabric Selection: vendor, pattern, color

BROADWAY

Description	D	W	H	CTN WT	CU FT	① Model	List Price Per Grade
<b>66" w Wall Mount Tackboard</b>  <ul style="list-style-type: none"> <li>· use with wall mount overhead cabinets with cubbies</li> <li>· com ydg: 2</li> <li>· four 3/8" deep x 2" wide vertical channels in back of panel allow wire management</li> <li>· Culp Montgomery Sterling panel fabric standard</li> <li>· use Grade A pricing</li> <li>· other fabrics available, contact customer service</li> <li>· attaches with covered button screws</li> </ul>	7/8▲	65 3/4▲	16 1/2	2	2	<b>BR66WTC</b>	<b>COM</b> \$313 <b>A</b> \$333 <b>B</b> \$372 <b>C</b> \$441 <b>D</b> \$529 <b>E</b> \$617 <b>F</b> \$753 <b>G</b> \$900 <b>H</b> \$1,057 <b>I</b> \$1,301 <b>J</b> \$1,594

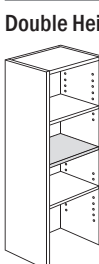
<b>36" w Wall Mount Tackboard</b>  <ul style="list-style-type: none"> <li>· use with wall mount overhead cabinets with cubbies</li> <li>· com ydg: 1 1/4</li> <li>· three 3/8" deep x 2" wide vertical channels in back of panel allow wire management</li> <li>· Culp Montgomery Sterling panel fabric standard</li> <li>· use Grade A pricing</li> <li>· other fabrics available, contact customer service</li> <li>· attaches with covered button screws</li> </ul>	7/8▲	35 3/4▲	16 1/2	2	1	<b>BR36WTC</b>	<b>COM</b> \$247 <b>A</b> \$260 <b>B</b> \$284 <b>C</b> \$327 <b>D</b> \$383 <b>E</b> \$437 <b>F</b> \$522 <b>G</b> \$615 <b>H</b> \$712 <b>I</b> \$865 <b>J</b> \$1,048
---	------	---------	--------	---	---	----------------	--

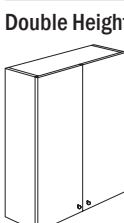
<b>30" w Wall Mount Tackboard</b>  <ul style="list-style-type: none"> <li>· use with wall mount overhead cabinets with cubbies</li> <li>· com ydg: 1</li> <li>· two 3/8" deep x 2" wide vertical channels in back of panel allow wire management</li> <li>· Culp Montgomery Sterling panel fabric standard</li> <li>· use Grade A pricing</li> <li>· other fabrics available, contact customer service</li> <li>· attaches with covered button screws</li> </ul>	7/8▲	29 3/4▲	16 1/2	2	1	<b>BR30WTC</b>	<b>COM</b> \$228 <b>A</b> \$239 <b>B</b> \$258 <b>C</b> \$292 <b>D</b> \$336 <b>E</b> \$381 <b>F</b> \$449 <b>G</b> \$522 <b>H</b> \$600 <b>I</b> \$723 <b>J</b> \$869
---	------	---------	--------	---	---	----------------	--

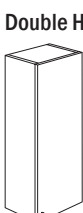
BROADWAY

Description	D	W	H	CTN WT	CU FT	① Model	List Price
-------------	---	---	---	-----------	----------	---------	------------

<b>Double Height Storage Tower</b>  <ul style="list-style-type: none"> <li>two adjustable shelves/one fixed shelf</li> <li>one back panel grommet standard</li> <li>optional modular cabinet top; see page 237</li> </ul>	15 7/8	35 7/8	54 ▲	175	25	<b>BR1636DSO</b>	<b>\$1,428</b>
---	--------	--------	------	-----	----	------------------	----------------

<b>Double Height Storage Tower</b>  <ul style="list-style-type: none"> <li>two adjustable shelves/one fixed shelf</li> <li>one back panel grommet standard</li> <li>optional modular cabinet top; see page 237</li> </ul>	15 7/8	18	54 ▲	126	14	<b>BR1618DSO</b>	<b>\$1,372</b>
---	--------	----	------	-----	----	------------------	----------------

<b>Double Height Storage Tower</b>  <ul style="list-style-type: none"> <li>two adjustable shelves/one fixed shelf</li> <li>one back panel grommet</li> <li>locking doors available, specify and add \$105 list</li> <li>only available with knob pull</li> <li>optional modular cabinet top; see page 237</li> </ul>	15 7/8	35 7/8	54 ▲	210	25	<b>BR1636DSD</b>	<b>\$2,350</b>
---	--------	--------	------	-----	----	------------------	----------------

<b>Double Height Storage Tower</b>  <ul style="list-style-type: none"> <li>two adjustable shelves/one fixed shelf</li> <li>one back panel grommet</li> <li>locking doors available, specify and add \$105 list</li> <li>only available with knob pull</li> <li>optional modular cabinet top; see page 237</li> </ul>	15 7/8	18	54 ▲	145	14	<b>BR1618DSDR</b>	<b>\$1,482</b>
	15 7/8	18	54 ▲	145	14	<b>BR1618DSDL</b>	<b>\$1,482</b>

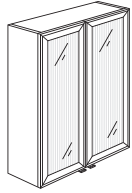
**To Order, Specify:**

- ① Model Number
- ② Wood Species - Cherry (CH1), Maple (MA1) or Walnut (WA1) (see page 176)
- ③ Finish Color (see page 176)
  - a.) Wood Finish
  - b.) Color Finish (Maple veneer only)
- ④ Pull Color (see page 182) ▲
- ⑤ Grommet Color - Matte Black (MBK) or Stardust Silver (STS) (see page 182)
- ⑥ Fabric Selection: vendor, pattern, color
- ⑦ Other Product Options (see page 177)

BROADWAY

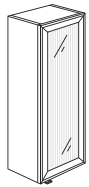
Description	D	W	H	CTN WT	CU FT	① Model	List Price
-------------	---	---	---	-----------	----------	---------	------------

**Double Height Glass Door  
Storage Tower**



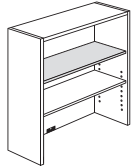
- |        |        |      |     |    |                    |                |
|--------|--------|------|-----|----|--------------------|----------------|
| 15 7/8 | 35 7/8 | 54 ▲ | 212 | 25 | <b>BR1636DAGSD</b> | <b>\$2,706</b> |
|--------|--------|------|-----|----|--------------------|----------------|
- two adjustable shelves/one fixed shelf
  - one back panel grommet
  - locking not available
  - only available with aluminum edge pull
  - optional modular cabinet top; see page 237
  - aluminum framed glass door - specify Frosted or White Linen Pattern glass when ordering

<b>Double Height Glass Door Storage Tower</b>	15 7/8	18	54 ▲	147	14	<b>BR1618DAGSDR</b>	<b>\$1,841</b>
---	--------	----	------	-----	----	---------------------	----------------



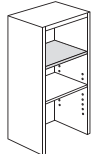
- |        |    |      |     |    |                     |                |
|--------|----|------|-----|----|---------------------|----------------|
| 15 7/8 | 18 | 54 ▲ | 147 | 14 | <b>BR1618DAGSDL</b> | <b>\$1,841</b> |
|--------|----|------|-----|----|---------------------|----------------|
- two adjustable shelves/one fixed shelf
  - one back panel grommet
  - locking not available
  - only available with aluminum edge pull
  - optional modular cabinet top; see page 237
  - aluminum framed glass door - specify Frosted or White Linen Pattern glass when ordering

<b>Storage Tower</b>	15 7/8	35 7/8	40 1/2	136	18	<b>BR1636S0</b>	<b>\$1,143</b>
----------------------	--------	--------	--------	-----	----	-----------------	----------------



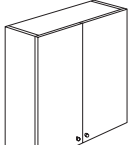
- one adjustable shelf/one fixed shelf
- one back panel grommet standard
- optional modular cabinet top; see page 237

<b>Storage Tower</b>	15 7/8	18	40 1/2	98	10	<b>BR1618S0</b>	<b>\$1,098</b>
----------------------	--------	----	--------	----	----	-----------------	----------------



- one adjustable shelf/one fixed shelf
- one back panel grommet standard
- optional modular cabinet top; see page 237

Description	D	W	H	CTN WT	CU FT	① Model	List Price
-------------	---	---	---	-----------	----------	---------	------------

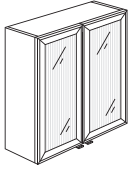
<b>Storage Tower</b> 	15 7/8	35 7/8	40 1/2	166	18	<b>BR1636SD</b>	<b>\$1,880</b>
---	--------	--------	--------	-----	----	-----------------	----------------

- one adjustable shelf/one fixed shelf
- one back panel grommet standard
- locking doors available, specify and add \$105 list
- only available with knob pull
- optional modular cabinet top; see page 237

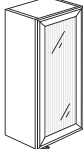
<b>Storage Tower</b> 	15 7/8	18	40 1/2	113	10	<b>BR1618SDR</b>	<b>\$1,185</b>
---	--------	----	--------	-----	----	------------------	----------------

- one adjustable shelf/one fixed shelf
- one back panel grommet standard
- locking doors available, specify and add \$105 list
- only available with knob pull
- optional modular cabinet top; see page 237

	15 7/8	18	40 1/2	113	10	<b>BR1618SDL</b>	<b>\$1,185</b>
--	--------	----	--------	-----	----	------------------	----------------

<b>Glass Door Storage Tower</b> 	15 7/8	35 7/8	40 1/2	168	18	<b>BR1636AGSD</b>	<b>\$2,167</b>
---	--------	--------	--------	-----	----	-------------------	----------------

- one adjustable shelf/one fixed shelf
- one back panel grommet standard
- locking not available
- only available with aluminum edge pull
- optional modular cabinet top; see page 237
- aluminum framed glass door - specify Frosted or White Linen Pattern glass when ordering

<b>Glass Door Storage Tower</b> 	15 7/8	18	40 1/2	114	10	<b>BR1618AGSDR</b>	<b>\$1,473</b>
--	--------	----	--------	-----	----	--------------------	----------------

- one adjustable shelf/one fixed shelf
- one back panel grommet standard
- locking not available
- only available with aluminum edge pull
- optional modular cabinet top; see page 237
- aluminum framed glass door - specify Frosted or White Linen Pattern glass when ordering

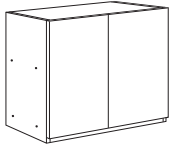
	15 7/8	18	40 1/2	114	10	<b>BR1618AGSDL</b>	<b>\$1,473</b>
--	--------	----	--------	-----	----	--------------------	----------------

**To Order, Specify:**

- ① Model Number
- ② Wood Species - Cherry (CH1), Maple (MA1) or Walnut (WA1) (see page 176)
- ③ Finish Color (see page 176)
  - a.) Wood Finish
  - b.) Color Finish (Maple veneer only)
- ④ Pull Color (see page 182)▲
- ⑤ Glass Color (see page 182)
- ⑥ Grommet Color - Matte Black (MBK) or Stardust Silver (STS) (see page 182)
- ⑦ Other Product Options (see page 177)

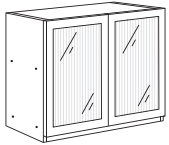
BROADWAY

Description	D	W	H	CTN WT	CU FT	① Model	List Price
Double Height Bridge Mount Overhead Cabinet with Doors	15 7/8	35 3/4	33	113	15	BR1636DBMS	\$2,343
	15 7/8	29 3/4	33	105	13	BR1630DBMS	\$2,178



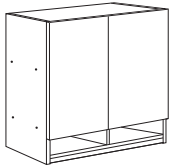
- supported by two storage towers
- adjustable shelf
- locking doors available, specify and add \$105 list
- standard no pulls; optional pulls available, specify pull style and color, horizontal or vertical and add \$105 list for set of two
- optional modular cabinet top; see page 238

Double Height Bridge Mount Overhead Cabinet with Glass Doors	15 7/8	35 3/4	33	115	15	BR1636DAGBMS	\$2,648
	15 7/8	29 3/4	33	107	13	BR1630DAGBMS	\$2,506



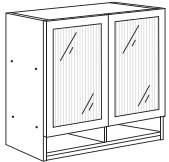
- supported by two storage towers
- adjustable shelf
- locking doors not available
- pulls not available
- optional modular cabinet top; see page 238
- aluminum framed glass doors - specify Frosted or White Linen Pattern glass when ordering

Double Height Bridge Mount Overhead Cabinet with Doors and Cubbies	15 7/8	35 3/4	38	188	16	BR1636BDSOC	\$2,603
	15 7/8	29 3/4	38	180	13	BR1630BDSOC	\$2,394

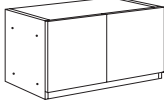
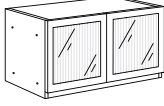
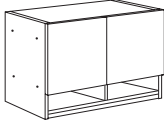
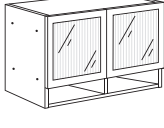


- supported by two storage towers
- adjustable shelf
- locking doors available, specify and add \$105 list
- standard no pulls; optional pulls available, specify pull style and color, horizontal or vertical and add \$105 list for set of two
- optional modular cabinet top; see page 238

Double Height Bridge Mount Overhead Cabinet with Glass Doors and Cubbies	15 7/8	35 3/4	38	188	16	BR1636BDGSOC	\$2,907
	15 7/8	29 3/4	38	180	13	BR1630BDGSOC	\$2,722



- supported by two storage towers
- adjustable shelf
- locking doors not available
- pulls not available
- optional modular cabinet top; see page 238
- aluminum framed glass doors - specify Frosted or White Linen Pattern glass when ordering

Description	D	W	H	CTN WT	CU FT	① Model	List Price
<b>Bridge Mount Overhead Cabinet with Doors</b> 	15 7/8	35 3/4	19 1/8	85	10	<b>BR1636BMS</b>	<b>\$1,874</b>
	15 7/8	29 3/4	19 1/8	70	9	<b>BR1630BMS</b>	<b>\$1,745</b>
<ul style="list-style-type: none"> <li>supported by two storage towers</li> <li>locking doors available, specify and add \$105 list</li> <li>standard no pulls; optional pulls available, specify pull style and color, horizontal or vertical and add \$105 list for set of two</li> <li>optional modular cabinet top; see page 238</li> </ul>							
<b>Bridge Mount Overhead Cabinet with Glass Doors</b> 	15 7/8	35 3/4	19 1/8	86	10	<b>BR1636AGBMS</b>	<b>\$2,237</b>
	15 7/8	29 3/4	19 1/8	72	9	<b>BR1630AGBMS</b>	<b>\$2,079</b>
<ul style="list-style-type: none"> <li>supported by two storage towers</li> <li>locking doors not available</li> <li>pulls not available</li> <li>optional modular cabinet top; see page 238</li> <li>aluminum framed glass doors - specify Frosted or White Linen Pattern glass when ordering</li> </ul>							
<b>Bridge Mount Overhead Cabinet with Doors and Cubbies</b> 	15 7/8	35 3/4	24 1/8	148	11	<b>BR1636BSOC</b>	<b>\$2,134</b>
	15 7/8	29 3/4	24 1/8	141	9	<b>BR1630BSOC</b>	<b>\$1,961</b>
<ul style="list-style-type: none"> <li>supported by two storage towers</li> <li>locking doors available, specify and add \$105 list</li> <li>standard no pulls; optional pulls available, specify pull style and color, horizontal or vertical and add \$105 list for set of two</li> <li>optional modular cabinet top; see page 238</li> </ul>							
<b>Bridge Mount Overhead Cabinet with Glass Doors and Cubbies</b> 	15 7/8	35 3/4	24 1/8	148	11	<b>BR1636BGSOC</b>	<b>\$2,496</b>
	15 7/8	29 3/4	24 1/8	141	9	<b>BR1630BGSOC</b>	<b>\$2,296</b>
<ul style="list-style-type: none"> <li>supported by two storage towers</li> <li>locking doors not available</li> <li>pulls not available</li> <li>optional modular cabinet top; see page 238</li> <li>aluminum framed glass doors - specify Frosted or White Linen Pattern glass when ordering</li> </ul>							

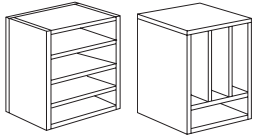
**To Order, Specify:**

- ① Model Number
- ② Wood Species - Cherry (CH1), Maple (MA1) or Walnut (WA1) (see page 176)
- ③ Finish Color (see page 176)
  - a.) Wood Finish
  - b.) Color Finish (Maple veneer only)
- ④ Glass Color (see page 182)
- ⑤ Other Product Options (see page 177)

BROADWAY

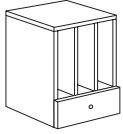


Description	D	W	H	CTN WT	CU FT	① Model	List Price
Storage Tower	14	15 <sup>3</sup> / <sub>4</sub>	21	18	4	BR2116ST	\$821



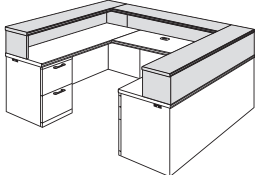
- paper management slots can be configured horizontally or with three vertical slots
- can be installed in storage tower or under storage overhead cabinet
- not intended for use with VBP, VSL accessory rail or overheads with cubbies ▲
- available in all finishes


Storage Tower	14	15 <sup>3</sup> / <sub>4</sub>	21	18	4	BR2116DT	\$910
---------------	----	--------------------------------	----	----	---	----------	-------

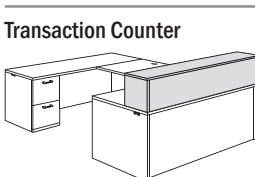


- only available with knob pull
- paper management slots can be configured horizontally or with two vertical slots, with drawer
- can be installed in storage tower or under storage overhead cabinet
- not intended for use with VBP, VSL accessory rail or overheads with cubbies ▲
- available in all finishes

Description	D	W	H	CTN WT	CU FT	① Model	List Price
-------------	---	---	---	-----------	----------	---------	------------

<b>Transaction Counter for U Unit</b>  <ul style="list-style-type: none"> <li>Coordinates with BR2472RCR, BR2472LCR and BR2442EB</li> <li>16" vertical clearance from desk to bottom of transaction top</li> </ul>	13	90	17 1/2	240	12	<b>BR13186TC</b>	<b>\$2,424</b>
--	----	----	--------	-----	----	------------------	----------------

<b>Transaction Counter for L Unit</b>  right shown	13	72	17 1/2	110	9	<b>BR13120RTC</b>	<b>\$1,946</b>
	13	72	17 1/2	110	9	<b>BR13120LTC</b>	<b>\$1,946</b>

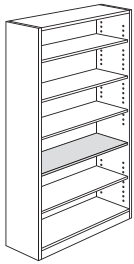
<b>Transaction Counter</b>  <ul style="list-style-type: none"> <li>BR1372TC coordinates with a 72" surface</li> <li>BR1366TC coordinates with a 66" surface</li> <li>16" vertical clearance from desk to bottom of transaction top</li> </ul>	13	72	17 1/2	87	9	<b>BR1372TC</b>	<b>\$1,089</b>
	13	66	17 1/2	79	8	<b>BR1366TC</b>	<b>\$1,036</b>

BROADWAY

**To Order, Specify:**

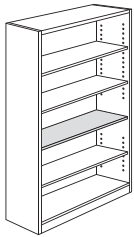
- ① Model Number
- ② Finish Application
  - a.) All Same Finish
  - b.) Two Tone (8% upcharge applies)
- ③ Wood Species - Cherry (CH1), Maple (MA1) or Walnut (WA1) (see page 176)
  - a.) Worksurface
  - b.) Chassis
- ④ Finish Color (see page 176)
  - a.) Worksurface Finish
  - b.) Chassis Finish
- ⑤ Pull Color (see page 182)▲
- ⑥ Edge Profile (see page 181)
- ⑦ Other Product Options (see page 177)
- ⑧ Accessories (see pages 644-645)
- ⑨ Power and Data Options (see page 640)

Description	D	W	H	CTN WT	CU FT	① Model	List Price
<b>Bookcase</b>	15 7/8	36	84 ▲	180	38	<b>BR3684BC</b>	<b>\$2,833</b>



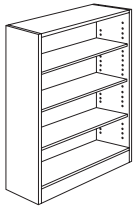
- one fixed shelf/ four adjustable shelves
- optional modular top; see page 237
- recommended to fasten to wall or floor

<b>Bookcase</b>	15 7/8	36	70 1/2	150	28	<b>BR3672BC</b>	<b>\$2,361</b>
-----------------	--------	----	--------	-----	----	-----------------	----------------



- one fixed shelf/ three adjustable shelves
- optional modular top; see page 237
- recommended to fasten to wall or floor

<b>Bookcase</b>	15 7/8	36	52 1/2	125	24	<b>BR3654BC</b>	<b>\$1,771</b>
-----------------	--------	----	--------	-----	----	-----------------	----------------



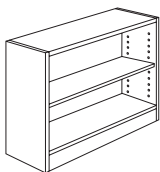
- three adjustable shelves
- optional modular top; see page 237

<b>Bookcase</b>	15 7/8	36	40 1/2	105	20	<b>BR3642BC</b>	<b>\$1,582</b>
-----------------	--------	----	--------	-----	----	-----------------	----------------



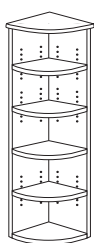
- two adjustable shelves
- optional modular top; see page 237

<b>Bookcase</b>	15 7/8	36	28 1/2	90	12	<b>BR3630BC</b>	<b>\$1,218</b>
-----------------	--------	----	--------	----	----	-----------------	----------------



- one adjustable shelf
- optional modular top; see page 237

<b>Radius Bookcase</b>	15 7/8	16	70 1/2	95	18	<b>BR1616RBC</b>	<b>\$2,547</b>
------------------------	--------	----	--------	----	----	------------------	----------------



- one fixed shelf/ three adjustable shelves
- optional modular cabinet top; see page 237

Description	D	W	H	CTN WT	CU FT	① Model	List Price
-------------	---	---	---	-----------	----------	---------	------------

<b>Lateral File</b>	24	35 7/8	54	340	33	<b>BR3654LF</b>	<b>\$3,707</b>
---------------------	----	--------	----	-----	----	-----------------	----------------



- top edge profile on user side
- four drawers
- anti-tip interlock mechanism
- central locking

<b>Lateral File</b>	24	35 7/8	42	260	28	<b>BR3642LF</b>	<b>\$2,671</b>
---------------------	----	--------	----	-----	----	-----------------	----------------



- top edge profile on user side
- three drawers
- anti-tip interlock mechanism
- central locking

<b>Lateral File</b>	24	35 7/8	30	180	19	<b>BR3630LF</b>	<b>\$2,225</b>
---------------------	----	--------	----	-----	----	-----------------	----------------



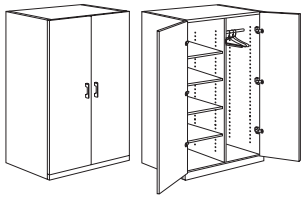
- top edge profile on user side
- two drawers
- anti-tip interlock mechanism
- central locking

BROADWAY

**To Order, Specify:**

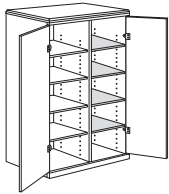
- ① Model Number
- ② Finish Application
  - a.) All Same Finish
  - b.) Two Tone (8% upcharge applies)
- ③ Wood Species - Cherry (CH1), Maple (MA1) or Walnut (WA1) (see page 176)
  - a.) Worksurface
  - b.) Chassis
- ④ Finish Color (see page 176)
  - a.) Worksurface Finish
  - b.) Chassis Finish
- ⑤ Edge Profile (see page 181)
- ⑥ Pull Style and Color (see page 182)
- ⑦ Grommet Color - Matte Black (MBK) or Stardust Silver (STS) (see page 182)
- ⑧ Other Product Options (see page 177)

Description	D	W	H	CTN WT	CU FT	① Model	List Price
<b>Wardrobe</b>	24	35 7/8	70 1/2	360	43	<b>BR3672W</b>	<b>\$3,554</b>



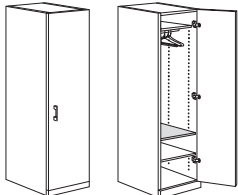
- shelves on left
- one fixed shelf second from bottom; three adjustable shelves
- chrome hanging bar on right
- locking doors available, specify and add \$210 list
- optional modular cabinet top; see page 238

<b>Hanging Bar to Shelves Conversion Kit</b>				56	2	<b>BR1824SK</b>	<b>\$634</b>
--	--	--	--	----	---	-----------------	--------------



- four shelves
- for 36" wide wardrobe

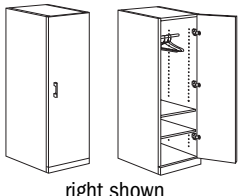
<b>Double Height Wardrobe</b>	24	18	84 ▲	265	26	<b>BR1884WR</b>	<b>\$3,279</b>
	24	18	84 ▲	265	26	<b>BR1884WL</b>	<b>\$3,279</b>



right shown

- chrome hanging bar
- one fixed shelf above hanging bar; one fixed shelf and one adjustable shelf below hanging bar
- locking doors available, specify and add \$105 list
- optional modular cabinet top; see page 238

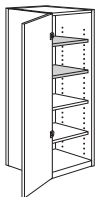
<b>Wardrobe</b>	24	18	70 1/2	233	23	<b>BR1872WR</b>	<b>\$2,980</b>
	24	18	70 1/2	233	23	<b>BR1872WL</b>	<b>\$2,980</b>



right shown


- chrome hanging bar
- one fixed shelf; one adjustable shelf
- locking doors available, specify and add \$105 list
- optional modular cabinet top; see page 238

<b>Shelf Conversion Kit</b>				56	2	<b>BR1624SK</b>	<b>\$501</b>
-----------------------------	--	--	--	----	---	-----------------	--------------



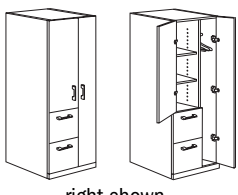
- two shelves
- for 18" wide wardrobe

<b>File/File Lateral Storage Cabinet</b>	24	35 7/8	70 1/2	360	43	<b>BR3672SWLF</b>	<b>\$4,015</b>
--	----	--------	--------	-----	----	-------------------	----------------



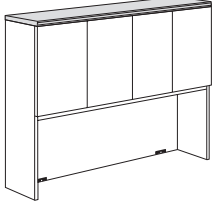
- shelves on top section
- locking lateral files on bottom
- locking doors available, specify and add \$105 list
- optional modular cabinet top; see page 238

<b>Storage Wardrobe</b>	24	24	70 1/2	340	29	<b>BR2472SWR</b>	<b>\$3,394</b>
	24	24	70 1/2	340	29	<b>BR2472SWL</b>	<b>\$3,394</b>



right shown


- chrome hanging bar
- two adjustable shelves
- locking not available
- two letter width file drawers
- optional modular cabinet top; see page 238

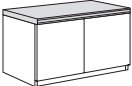
Description	D	W	H	CTN WT	CU FT	① Model	List Price
	16	83 3/4	1 1/2	94	5	<b>BR1684MCT</b> For use on: · BR1684SO · BR1684DAGO · BR1684GSOC · BR1684DSO · BR1684SOC · BR1684DGSOC · BR1684AGO · BR1684DSOC	\$1,527
	16	77 3/4	1 1/2	85	5	<b>BR1678MCT</b> For use on: · BR1678SO · BR1678DAGO · BR1678GSOC · BR1678DSO · BR1678SOC · BR1678DGSOC · BR1678AGO · BR1678DSOC	\$1,509
	16	71 3/4	1 1/2	76	5	<b>BR1672MCT</b> For use on: · BR1672SO · BR1672DTV · BR1672DSOC · BR1672DSO · BR1672WMS · BR1672DGSOC · BR1672AGO · BR1672AGWMS · BR1672WSOC · BR1672DAGO · BR1672SOC · BR1672WGSOC · BR1672TV · BR1672GSOC	\$1,494
	16	65 3/4	1 1/2	63	4	<b>BR1666MCT</b> For use on: · BR1666SO · BR1666DTV · BR1666DSOC · BR1666DSO · BR1666WMS · BR1666DGSOC · BR1666AGO · BR1666AGWMS · BR1666WSOC · BR1666DAGO · BR1666SOC · BR1666WGSOC · BR1666TV · BR1666GSOC	\$1,414
	16	41 7/8	1 1/2	40	3	<b>BR1642MCT</b> For use on: · BR1642WMS · BR1642DAGWMS · BR1642WSOC · BR1642DWMS · BR1642WDSOC · BR1642WGSOC · BR1642AGWMS · BR1642WDGSOC	\$1,026
	16	35 7/8	1 1/2	35	3	<b>BR1636MCT</b> For use on: · BR1636WMS · BR1636DWMS · BR3684BC · BR1636AGWMS · BR1636DAGWMS · BR3672BC · BR1636SD · BR1636SO · BR3654BC · BR1636DSD · BR1636DSO · BR3642BC · BR1636AGSD · BR1636DAGSD · BR3630BC · BR1636WSOC · BR1636WDSOC · BR1636WGSOC · BR1636WDGSOC	\$972
	16	29 7/8	1 1/2	29	2	<b>BR1630MCT</b> For use on: · BR1630WMS · BR1630DAGWMS · BR1630WSOC · BR1630DWMS · BR1630WDSOC · BR1630WGSOC · BR1630AGWMS · BR1630WDGSOC	\$932
	16	17 15/16	1 1/2	18	2	<b>BR1618MCT</b> For use on: · BR1618SDR · BR1618DSDL · BR1618DAGSDR · BR1618SDL · BR1618DSO · BR1618DAGSDL · BR1618SO · BR1618AGSDR · BR1618DSDR · BR1618AGSDL	\$892
	16	16	1 1/2	18	2	<b>BR1616MCT</b> For use on: · BR1616RBC	\$877

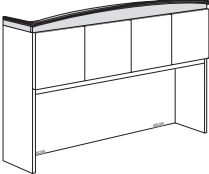
BROADWAY

**To Order, Specify:**

- ① Model Number
- ② Wood Species - Cherry (CH1), Maple (MA1) or Walnut (WA1) (see page 176)
- ③ Finish Color (see page 176)
  - a.) Wood Finish
  - b.) Color Finish (Maple veneer only)
- ④ Other Product Options (see page 177)

Description	D	W	H	CTN WT	CU FT	Model	List Price
	24	35 5/8	1 1/2	36	3	<b>BR2436MCT</b> For use on: · BR3672SWLF · BR3672W	\$527
	23 7/8	23 3/4	1 1/2	24	2	<b>BR2424MCT</b> For use on: · BR2472SWR · BR2472SWL	\$483
	23 7/8	17 3/4	1 1/2	18	2	<b>BR2418MCT</b> For use on: · BR1872WR · BR1872WL · BR1884WR · BR1884WL	\$367

	16	35 3/4	1 1/2	35	3	<b>BR1636MBT</b> For use on: · BR1636BMS · BR1636DAGBMS · BR1636BDSOC · BR1636DBMS · BR1636BSOC · BR1636BDGSOC · BR1636AGBMS · BR1636BGSOC	\$972
	16	29 3/4	1 1/2	29	3	<b>BR1630MBT</b> For use on: · BR1630BMS · BR1630DAGBMS · BR1630BDSOC · BR1630DBMS · BR1630BSOC · BR1630BDGSOC · BR1630AGBMS · BR1630BGSOC	\$932

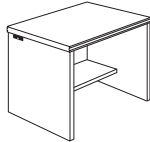
	16	84	6	45	2	<b>BR0684CO</b>	\$811
	16	78	6	42	2	<b>BR0678CO</b>	\$807
	16	72	6	39	2	<b>BR0672CO</b>	\$802
	16	66	6	35	2	<b>BR0666CO</b>	\$793

- two metal tubes - specify metal color option: Black Sandtex, Soft Nickel or Stardust Silver
- veneer arched panel insert - specify finish option
- field installed

BROADWAY

Description	D	W	H	CTN WT	CU FT	① Model	List Price
-------------	---	---	---	-----------	----------	---------	------------

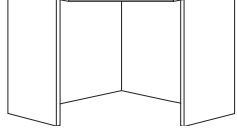
<b>Printer Stand</b>	24	30	30	120	16	<b>BR2430PS</b>	<b>\$1,529</b>
----------------------	----	----	----	-----	----	-----------------	----------------



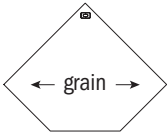
- fixed 11" deep shelf
- grommets located in each end panel and modesty panel

<b>Corner Unit</b>	42	42	30	160	36	<b>BR4242CU</b>	<b>\$2,405</b>
--------------------	----	----	----	-----	----	-----------------	----------------

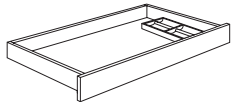
	36	36	30	156	27	<b>BR3636CU</b>	<b>\$2,219</b>
--	----	----	----	-----	----	-----------------	----------------



- angle grain direction on tops
- freestanding
- one surface and two back panel grommets
- BR3636CU - keyboard tray or mouse pad cannot be used with this model



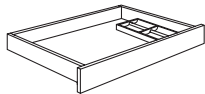
<b>Optional Center Drawer</b>	16	38	3	15	2	<b>BR2038CD</b>	<b>\$310</b>
	16	32	3	12	2	<b>BR2032CD</b>	<b>\$305</b>
	16	31	3	12	2	<b>BR2031CD</b>	<b>\$305</b>
	16	26	3	12	2	<b>BR2026CD</b>	<b>\$305</b>
	16	25	3	12	2	<b>BR1825CD</b>	<b>\$300</b>



- BR2038CD - for use with 36" x 72" and 30" x 72" double pedestal desks
- BR2032CD - for use with 30" x 66" double pedestal desks
- BR2031CD - for use with 36" x 72" single pedestal desks
- BR2026CD - for use with 30" x 66" double pedestal desks
- BR2026CD - for use with modesty panel option
- BR1825CD - for use with any single pedestal desk and 24" returns and credenzas
- non-locking

<b>Optional Center Drawer</b>	16	26	3	12	2	<b>BR2026CDB</b>	<b>\$310</b>
-------------------------------	----	----	---	----	---	------------------	--------------

--	--	--	--	--	--	--	--




- for use with 36" x 72" bullet/P-top desks
- non-locking
- for use with column base


**To Order, Specify:**

- ① Model Number
- ② Finish Application
  - a.) All Same Finish
  - b.) Two Tone (8% upcharge applies)
- ③ Wood Species - Cherry (CH1), Maple (MA1) or Walnut (WA1) (see page 176)
  - a.) Worksurface
  - b.) Chassis
- ④ Finish Color (see page 176)
  - a.) Worksurface Finish
  - b.) Chassis Finish
- ⑤ Metal Color - Black Sandtex (BSX), Soft Nickel (SNK) or Stardust Silver (STS) (see page 182)
- ⑥ Edge Profile (see page 181)
- ⑦ Grommet Color - Matte Black (MBK) or Stardust Silver (STS) (see page 182)
- ⑧ Other Product Options (see page 177)
- ⑨ Accessories (see pages 644-645)

BROADWAY




Description	D	W	H	CTN WT	CU FT	① Model	List Price Per Grade
<b>Pillow Top Mobile Pedestal</b>	20	18	22	85	8	<b>BR1820PT</b>	<b>COM \$1,478</b>
 <ul style="list-style-type: none"> <li>· com ydg: 1</li> <li>· larger outbound caster</li> <li>· soft close hinged top</li> <li>· legal filing from top</li> <li>· casters</li> </ul>							A \$1,488
							B \$1,507
							C \$1,542
							D \$1,586
							E \$1,630
							F \$1,698
							G \$1,772
							H \$1,850
							I \$1,972
							J \$2,118
						L1 \$1,825	
						L2 \$1,914	

Description	D	W	H	CTN WT	CU FT	① Model	List Price
<b>Mobile Pedestal</b>	20	18	28 1/4	95	8	<b>BR1820MP</b>	<b>\$1,531</b>
 <ul style="list-style-type: none"> <li>· edge profile on front only</li> <li>· box/box/file only</li> <li>· legal width pedestal</li> <li>· locking casters</li> <li>· central locking</li> </ul>							


BROADWAY

Description	D	W	H	CTN WT	CU FT	① Model	List Price
-------------	---	---	---	-----------	----------	---------	------------

	48	48	30			<b>BR48CTD</b>	\$2,969	
	Consists of:							
				87	7	<b>BR48TT - Table Top</b>	\$1,848	


• ships KD in two cartons

Round Conference Table	42	42	30			<b>BR42CTD</b>	\$2,454
------------------------	----	----	----	--	--	----------------	---------

	Consists of:						
				67	5	<b>BR42TT - Table Top</b>	\$1,333
				83	9	<b>BR20RB - Round Base</b>	\$1,121


• ships KD in two cartons

Round Magazine Table	42	42	16			<b>BR42MTD</b>	\$2,391
----------------------	----	----	----	--	--	----------------	---------

	Consists of:						
				67	5	<b>BR42TT - Table Top</b>	\$1,333
				79	5	<b>BR18-16RB - Round Base</b>	\$1,058

• ships KD in two cartons

Round Magazine Table	36	36	16			<b>BR36MTD</b>	\$2,231
----------------------	----	----	----	--	--	----------------	---------

	Consists of:						
				50	4	<b>BR36TT - Table Top</b>	\$1,173
				79	5	<b>BR18-16RB - Round Base</b>	\$1,058

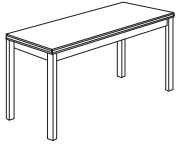
• ships KD in two cartons

**To Order, Specify:**

- ① Model Number
- ② Finish Application
  - a.) All Same Finish
  - b.) Two Tone (8% upcharge applies)
- ③ Wood Species - Cherry (CH1), Maple (MA1) or Walnut (WA1) (see page 176)
  - a.) Worksurface
  - b.) Chassis
- ④ Finish Color (see page 176)
  - a.) Top Finish
  - b.) Base Finish
- ⑤ Edge Profile (see page 181)
- ⑥ Pull Style (see page 182)
- ⑦ Fabric Selection: vendor, pattern, color
- ⑧ Other Product Options (see page 177)

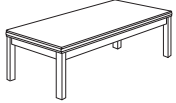
BROADWAY

Description	D	W	H	CTN WT	CU FT	① Model	List Price
Sofa Table	18	60	30	81	4	BR1860ST	\$929



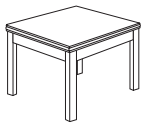
· ships KD in one carton ▲

Magazine Table	20	42	16	63	4	BR2042MT	\$779
----------------	----	----	----	----	---	----------	-------



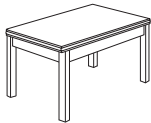
· ships KD in one carton ▲

End Table	24	24	20	43	3	BR2424ET	\$654
-----------	----	----	----	----	---	----------	-------



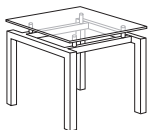
· ships KD in one carton ▲

End Table	20	28	20	43	3	BR2028ET	\$647
-----------	----	----	----	----	---	----------	-------



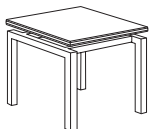
· ships KD in one carton ▲

Metal Frame End Table with Glass Top	24	24	20	51	10	BR2424G-20	\$1,852
--------------------------------------	----	----	----	----	----	------------	---------



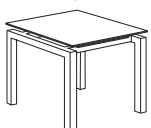
- metal 1 1/2" square tube frame - specify metal color option: Black Sandtex (BSX), Soft Nickel (SNK) or Stardust Silver (STS)
- two glass options, see page 183, top crated for shipment
- 1/2" thick tempered glass top
- field assembly of glass top to metal base frame

Metal Frame End Table with Veneer Top	24	24	20	51	10	BR2424V-20	\$1,834
---------------------------------------	----	----	----	----	----	------------	---------

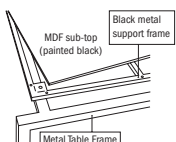


- metal 1 1/2" square tube frame - specify metal color option: Black Sandtex (BSX), Soft Nickel (SNK) or Stardust Silver (STS)
- black support for veneer top
- 1 1/2" thick veneer top
- wood species, finish and edge profile must be specified
- field assembly of veneer top to metal base frame

Metal Frame End Table for COM Top	24	24	20	51	10	BR2424X-20	\$1,815
-----------------------------------	----	----	----	----	----	------------	---------

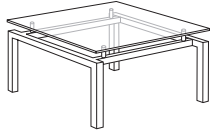


- includes: end table frame, black metal support and black sub top
- CUSTOMER MUST SUPPLY WORK SURFACE AND INSTALLATION AT FINAL DESTINATION
- metal 1 1/2" square tube frame - specify metal color option: Black Sandtex (BSX), Soft Nickel (SNK) or Stardust Silver (STS)
- black support for COM top
- field assembly of COM top support to metal base frame



Description	D	W	H	CTN WT	CU FT	① Model	List Price
-------------	---	---	---	-----------	----------	---------	------------

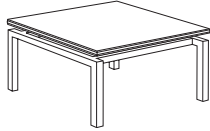
**Metal Frame Magazine Table with Glass Top**



- metal 1 1/2" square tube frame - specify metal color option: Black Sandtex (BSX), Soft Nickel (SNK) or Stardust Silver (STS)
- two glass options, see page 183, top crated for shipment
- 1/2" thick tempered glass top
- field assembly of glass top to metal base frame

36	36	17	80	18	<b>BR3636G-17</b>	<b>\$2,293</b>
----	----	----	----	----	-------------------	----------------

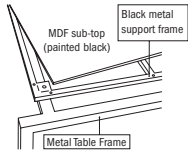
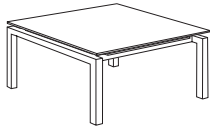
**Metal Frame Magazine Table with Veneer Top**



- metal 1 1/2" square tube frame - specify metal color option: Black Sandtex (BSX), Soft Nickel (SNK) or Stardust Silver (STS)
- black support for veneer top
- 1 1/2" thick veneer top
- wood species, finish and edge profile must be specified
- ships fully assembled

36	36	17	80	18	<b>BR3636V-17</b>	<b>\$2,272</b>
----	----	----	----	----	-------------------	----------------

**Metal Frame Magazine Table for COM Top**



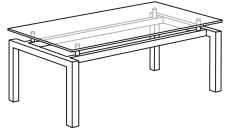
- includes: end table frame, black metal support and black sub top
- CUSTOMER MUST SUPPLY WORK SURFACE AND INSTALLATION AT FINAL DESTINATION
- metal 1 1/2" square tube frame - specify metal color option: Black Sandtex (BSX), Soft Nickel (SNK) or Stardust Silver (STS)
- black support for COM top
- field assembly of COM top support to metal base frame

36	36	17	80	18	<b>BR3636X-17</b>	<b>\$2,249</b>
----	----	----	----	----	-------------------	----------------

**To Order, Specify:**


- ① Model Number
- ② Wood Species - Cherry (CH1), Maple (MA1) or Walnut (WA1) (see page 176)
- ③ Finish Color (see page 176)
  - a.) Wood Finish
  - b.) Color Finish (Maple veneer only)
- ④ Glass Surface - Clear or White Back Painted (see page 183)
- ⑤ Metal Color - Black Sandtex (BSX), Soft Nickel (SNK) or Stardust Silver (STS) (see page 182)
- ⑥ Edge Profile (see page 181)
- ⑦ Power and Data Options (see page 640)

Description	D	W	H	CTN WT	CU FT	① Model	List Price
<b>Metal Frame Magazine Table with Glass Top</b>	24	48	17	81	16	<b>BR2448G-17</b>	<b>\$2,167</b>




- metal 1 1/2" square tube frame - specify metal color option: Black Sandtex (BSX), Soft Nickel (SNK) or Stardust Silver (STS)
- two glass options, see page 183, top crated for shipment
- 1/2" thick tempered glass top
- field assembly of glass top to metal base frame

<b>Metal Frame Magazine Table with Veneer Top</b>	24	48	17	81	16	<b>BR2448V-17</b>	<b>\$2,145</b>
---	----	----	----	----	----	-------------------	----------------

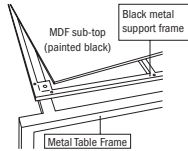


- metal 1 1/2" square tube frame - specify metal color option: Black Sandtex (BSX), Soft Nickel (SNK) or Stardust Silver (STS)
- black support for veneer top
- 1 1/2" thick veneer top
- wood species, finish and edge profile must be specified
- ships fully assembled

<b>Metal Frame Magazine Table for COM Top</b>	24	48	17	81	16	<b>BR2448X-17</b>	<b>\$2,124</b>
---	----	----	----	----	----	-------------------	----------------



- includes: end table frame, black metal support and black sub top
- CUSTOMER MUST SUPPLY WORK SURFACE AND INSTALLATION AT FINAL DESTINATION
- metal 1 1/2" square tube frame - specify metal color option: Black Sandtex (BSX), Soft Nickel (SNK) or Stardust Silver (STS)
- black support for COM top
- field assembly of COM top support to metal base frame



BROADWAY

**To Order, Specify:**

- ① Model Number
- ② Wood Species - Cherry (CH1), Maple (MA1) or Walnut (WA1) (see page 176)
- ③ Finish Color (see page 176)
  - a.) Wood Finish
  - b.) Color Finish (Maple veneer only)
- ④ Glass Surface - Clear or White Back Painted (see page 183)
- ⑤ Metal Color - Black Sandtex (BSX), Soft Nickel (SNK) or Stardust Silver (STS) (see page 182)
- ⑥ Edge Profile (see page 181)
- ⑦ Power and Data Options (see page 640)

Collective Office



COLLECTIVE OFFICE

Desks . . . . .	280
Modesty Panels . . . . .	293
Bridges . . . . .	297
Credenzas . . . . .	300
Modular Pedestals . . . . .	304
Kneespace and Support Panels . . . . .	305
Run-Off Storage Credenzas . . . . .	307
Storage Towers . . . . .	309
Back Panels . . . . .	312
Cubby Units . . . . .	326
Overhead Cabinets . . . . .	335
Worksurface Storage Towers . . . . .	348
Vertical Storage Units . . . . .	350
Bookcases . . . . .	357
Lateral Files . . . . .	360
Work Tool Accessories . . . . .	362

## Collective Office - Overview

### Desks



Desk with Pedestal  
Spacer/Support  
Page 280



Ellipse Desk with Pedestal  
Spacer/Support  
Page 280



Desk with Pedestal  
Spacer/Support  
Page 281



Desk with Pedestal  
Spacer/Support  
Page 283



Bow Front Desk with  
Pedestal Support  
Page 282



Desk with Pedestal  
Support  
Page 282

### Peninsula Desks



Arc End Desk with  
Leg Support  
Page 284



Wedge Top Desk with  
Leg Support  
Page 284



Wing Top Desk with  
Column Support  
Page 285



Wing Top Desk with  
Glass Ender  
Page 285

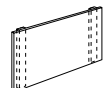
### Modesty Panels



Wood Modesty Panels  
Pages 293-296



Glass Modesty Panels  
Pages 293-296

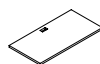


Full Height Wood  
Modesty Panel  
Page 296

### Bridges

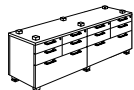


Bridge with Modesty  
Panel  
Page 297

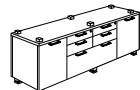


Bridge  
Page 297

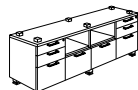
### Credenzas with Spacers



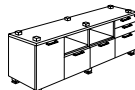
72" w Storage Credenza  
with Spacers  
Page 300



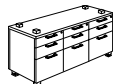
72" w Storage Credenza  
with Spacers  
Page 300



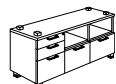
72" w Storage Credenza  
with Open Storage and  
Spacers  
Page 300



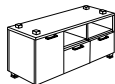
72" w Storage Credenza  
with Open Storage and  
Spacers  
Page 300



54" w Storage Credenza  
with Spacers  
Page 301



54" w Storage Credenza  
with Open Storage and  
Spacers  
Page 301



54" w Storage Credenza  
with Open Storage and  
Spacers  
Page 301



36" w Storage Credenza  
with Spacers  
Page 302



36" w Storage Credenza  
with Spacers  
Page 302



36" w Storage Credenza  
with Spacers  
Page 302



36" w Storage Credenza  
with Spacers  
Page 302



18" w Pencil/Box/File  
Pedestal with Spacers  
Page 303



18" w Hinged Door  
Pedestal with Spacers  
Page 303

## Collective Office - Overview

### Modular Pedestals



Modular Box/Box/File Pedestal  
Page 304



Modular File/File Pedestal  
Page 304



Modular Hinged Door Pedestal  
Page 304



Modular Lateral File Pedestal  
Page 304



Modular Hinged Door Pedestal  
Page 304

### Access Kneespace Panel



Access Kneespace Panel  
Page 305



Access Kneespace Panel  
Page 305



Access Kneespace Panel  
Page 305

### Support Panels



6\"w End Support Panel  
Page 306



6\"w Mid-Support Panel  
Page 306



1 1/4\"w End Support Panel  
Page 306

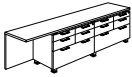


12\"w End Support Panel  
Page 306

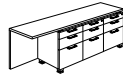


1 1/4\"w Mid-Support Panel  
Page 306

### Run-Off Storage Credenzas with Spacers

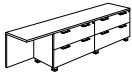


Run-Off Storage Credenza with Spacers  
Page 307

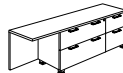


Run-Off Storage Credenza with Spacers  
Page 307

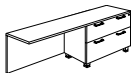
### Run-Off Storage Credenzas



Run-Off Storage Credenza  
Page 308



Run-Off Storage Credenza  
Page 308



Run-Off Storage Credenza  
Page 308



## Collective Office - Overview

### Storage Tower



Storage Tower with  
2 Glass Doors  
Page 309



Storage Tower with  
Glass Door  
Page 309



Storage Tower with  
2 Wood Doors  
Page 309



Storage Tower  
Page 309



Open Redwell Storage Tower  
Page 310



Open Redwell Storage Tower  
Page 310



Equipment Storage Tower  
Page 310



Equipment Storage Tower  
Page 310



Open Equipment Storage Tower  
Page 311



Side Entry Equipment  
Storage Tower  
Page 311

### Tackable Back Panels (use with 19 1/2" d worksurfaces)



Tackable Back Panel with  
Toolrails  
Pages 312-314



Tackable Back Panel  
Pages 315-317

### Veneer Back Panels (use with 19 1/2" d worksurfaces)



Veneer Back Panel with  
Toolrails  
Page 318



Veneer Back Panel  
Page 318

### Tackable Back Panels (use with 24" d worksurfaces)

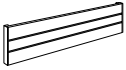


Tackable Back Panel with  
Toolrails  
Pages 319-321



Tackable Back Panel  
Pages 322-324

### Veneer Back Panels (use with 24" d worksurfaces)

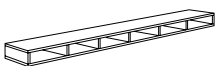


Veneer Back Panel with  
Toolrails  
Page 325



Veneer Back Panel  
Page 325

### Cubby/Valance



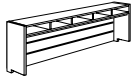
Cubby  
Page 326



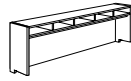
Valance  
Page 326

## Collective Office - Overview

### Panel Supported Cubby Units (use with 19 1/2" d worksurfaces)

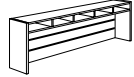


Panel Supported Cubby Unit  
with Toolrails  
Pages 327-330

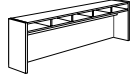


Panel Supported Cubby Unit  
Pages 327-330

### Panel Supported Cubby Units (use with 24" d worksurfaces)



Panel Supported Cubby Unit  
with Toolrails  
Pages 331-334



Panel Supported Cubby Unit  
Pages 331-334

### Overhead Cabinets



Storage Overhead Cabinet with  
4 Glass Doors  
Page 335



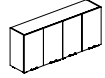
Storage Overhead Cabinet with  
3 Glass Doors  
Page 336



Storage Overhead Cabinet with  
2 Glass Doors  
Page 336



Storage Overhead cabinet with  
Glass Door  
Page 337



Storage Overhead Cabinet with  
4 Wood Doors  
Page 335



Storage Overhead Cabinet with  
3 Wood Doors  
Page 336



Storage Overhead Cabinet with  
2 Wood Doors  
Page 336



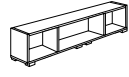
Storage Overhead Cabinet with  
Wood Door  
Page 337



Storage Overhead Cabinet with  
2 Glass Doors and Open Center  
Page 338



Storage Overhead Cabinet with  
2 Wood Doors and Open Center  
Page 338



Overhead Cabinet with Open  
Storage  
Page 339



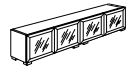
Overhead Cabinet with Open  
Storage  
Page 339



Overhead Cabinet with Open  
Storage  
Page 340



Overhead Cabinet with Open  
Storage  
Page 340



Storage Overhead Cabinet with  
4 Glass Doors  
Page 341



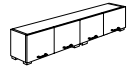
Storage Overhead Cabinet with  
3 Glass Doors  
Page 342



Storage Overhead Cabinet with  
2 Glass Doors  
Page 342



Storage Overhead Cabinet with  
Glass Door  
Page 343



Storage Overhead Cabinet with  
4 Wood Doors  
Page 341



Storage Overhead Cabinet with  
3 Wood Doors  
Page 342



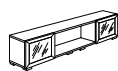
Storage Overhead Cabinet with  
2 Wood Doors  
Page 342



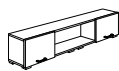
Storage Overhead Cabinet with  
Wood Door  
Page 343

## Collective Office - Overview

### Overhead Cabinets (continued)



Storage Overhead Cabinet with  
2 Glass Doors and Open center  
Page 344



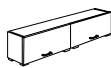
Storage Overhead Cabinet with  
2 Wood doors and Open Center  
Page 344



Storage Overhead Cabinet with  
2 Glass Flipper Doors  
Page 345



Storage Overhead Cabinet with  
Glass Flipper Door  
Pages 346-347



Storage Overhead Cabinet with  
2 Wood Flipper Doors  
Page 345



Storage Overhead Cabinet with  
Wood Flipper Door  
Pages 346-347

### Worksurface Storage Towers/Asymmetric Shelves



31 1/2" Asymmetric  
Overhead Shelf  
Page 348



16 1/4" Asymmetric  
Overhead Shelf  
Page 348




59 3/4" Asymmetric  
Overhead Shelf  
Page 348



44 3/4" Asymmetric  
Overhead Shelf  
Page 348

### Support Panels



Case Top Cubby  
Support Panel  
Page 349

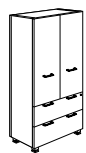


Floor/Cubby  
Support Panel  
Page 349



Floor/Overhead  
Support Panel  
Page 349

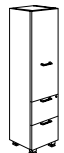
### Storage Cabinets



86 1/4" Storage Cabinet -  
File/File Lateral  
Page 350



86 1/4" Storage Wardrobe -  
File/File  
Page 350



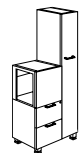
86 1/4" Storage Cabinet -  
File/File  
Page 350



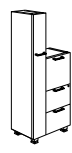
86 1/4" Storage Cabinet  
Page 351



86 1/4" Wardrobe Cabinet  
Page 351



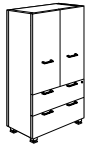
86 1/4" Storage Wardrobe  
Cabinet with Side Access -  
File/File  
Page 352



86 1/4" Storage Wardrobe -  
Equipment and File/File  
Page 352

## Collective Office - Overview

### Storage Cabinets (continued)



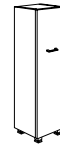
71 1/4" Storage Cabinet -  
File/File Lateral  
Page 353



71 1/4" Storage Wardrobe -  
File/File  
Page 353



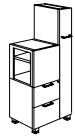
71 1/4" Storage Cabinet -  
File/File  
Page 353



71 1/4" Storage Cabinet  
Page 354



71 1/4" Wardrobe Cabinet  
Page 354



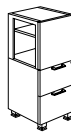
71 1/4" Storage Wardrobe  
Cabinet with Side Access -  
File/File  
Page 355



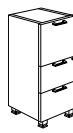
71 1/4" Storage Wardrobe -  
Equipment and File/File  
Page 355



49 1/2" Equipment Storage  
Cabinet - File/File Lateral  
Page 356



49 1/2" Storage Cabinet Side  
Access - File/File  
Page 356



49 1/2" Storage Cabinet -  
File/File  
Page 356

## Collective Office - Overview

### Bookcases



86 1/4" h Open Bookcase  
Page 357



86 1/4" h Bookcase with Glass  
Doors  
Page 357



86 1/4" h Bookcase with Doors  
Page 357



71 1/4" h Open Bookcase  
Page 358



71 1/4" h Bookcase with Glass  
Doors  
Page 358



71 1/4" h Bookcase with Doors  
Page 358



71 1/4" h Bookcase with Glass  
Flipper Door  
Page 359



71 1/4" h Bookcase with Wood  
Flipper Door  
Page 359

### Lateral Files



Four Drawer Lateral File  
Page 360



Four Drawer Lateral File  
without Top  
Page 360



Three Drawer Lateral File  
Page 360



Three Drawer Lateral File  
without Top  
Page 360

### Mobile Pedestals



Pencil/Box/File Mobile  
Pedestal  
Page 361



Box/File Mobile Pedestal with  
Cushion  
Page 361



CPU Caddy  
Page 361

### Work Tools



File Folder  
Page 362



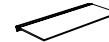
Pencil Tray  
Page 362



Accessory Tray  
Page 362



Paper Tray  
Page 362



Mini Shelf  
Page 362



Mini Technology Shelf  
Page 363



Electrical Unit  
Page 363



Credenza Lamp  
Page 363



Work Tool Rail  
Page 363

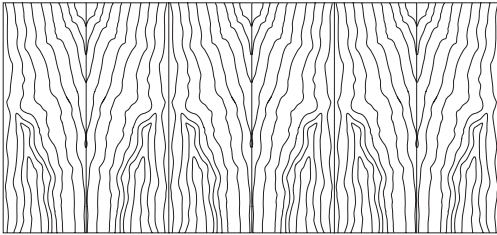
Collective Office Notes

COLLECTIVE OFFICE

## Collective Office Product Information

### Exterior Wood Materials


Exterior surfaces are made from the finest selected veneers to achieve clarity and consistency in the Collective Office product line. To attain a pleasing, symmetrical pattern, all veneers in Collective Office are book-matched. All exterior solid lumber is matched to coordinate with the veneer.



#### Book Matched Example

Alternating pieces of veneer are flipped over so they face each other like the pages within a book.

Collective Office is available in flat cut cherry, maple, and walnut veneer.



Makore veneer is also available on Collective Office at no upcharge. Makore is also known as African Cherry veneer. When makore veneer is quarter cut it has a nice straight grain pattern with a pinkish brown cast and is a good alternative for cherry veneer for Collective Office.



Anegre veneer is a premium veneer choice and is quarter cut to have a figure cut (fiddle back) pattern. There is a 15% upcharge applied to the list for Anegre veneer.

A wide range of wood stains have been formulated to enhance the beauty of the veneer.

Solid painted finishes on MDF are also offered on drawer and door fronts to provide an accent to the Collective Office product.

### Work Surface Construction

Tops are 3-ply balanced construction, 1 3/16"▲ thick with solid matching hardwood 1.5mm rims.

Matching or coordinating high pressure laminate in a veneer grain can be applied to the top surface and is available at no additional charge for some finishes.

### Case Construction

Outside panels are 1 3/16"▲ and joined together by mortise and tenon construction. In addition to mortise and tenon joint construction, pedestal joints are reinforced with screws, cleats, brackets and glue. Tops are secured to the chassis with top fastening cleats screwed to the inside of the panels.

Cabinet doors have 110° swing hinges to allow adequate access into the interior of the cabinet.

Leveling glides are provided in both plinth base or telescopic foot.

### Extruded Aluminum Components

Telescopic Feet, Valance Rails, Frames, Tool Rails, and Spacers all are made from an alloy aluminum compound, made up of 10% post consumer scrap, 60% post industrial scrap and 30% primary aluminum. The aluminum meets or exceeds the guidelines of USGBC - LEED V2.2. The parts are precisely machined and then processed in a clear anodized finish for a natural aluminum appearance.

### Fabricated or Casted Metal Components

Spindles, table armatures, disc bases, top supports, arms, and modesty panel brackets are made up of high grade metals. The metal is laser cut, bended and robotically welded to the exact specifications, polished and powder coated to blend with the anodized aluminum.

### Access Kneespace Panel

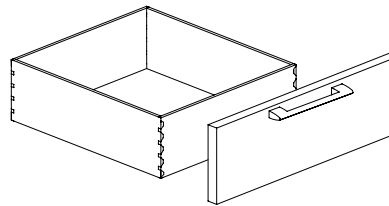
Wall stud construction style frame is made from 16-gauge steel, stamped and laser cut. Pop-rivets are used to combine frames and create various widths. Frames are coated with silver powder coat. The back is open and is designed to sit up against a wall, to allow for wiring access.

### Aluminum Glass Doors and Glass Modesty Panels

Aluminum glass doors and modesty panels have extruded aluminum frames with 4mm thick smudge resistant frosted glass or clear glass back painted in bright white.

### Drawer Box Construction

The 9ply unidirectional hardwood sides of the drawer box are 7/16" thick assembled with English dovetail construction at each corner of the box. The drawer bottom panel is 1/4" thick fitting into a groove machined into the side of the box. Interiors are sanded and coated with a clear U.V. finish to protect against shrinking, swelling or warping, and to provide a clean, smooth feel and appearance.



### Drawer Suspension

The high quality black drawer suspensions carry a lifetime warranty. Slides feature steel ball bearings for longer life with cushioned in/out stops. File and box drawers have 100% full extension with over travel.

### Filing Hardware

All file drawers are constructed with a custom designed filing system in place to allow for hanging folders. Filing diagram on page 272.

### Locking

All desks, lateral files, returns and free standing credenzas feature pedestal locking to provide maximum security and flexibility.

Units are shipped randomly keyed as standard (units tagged in the grouping are keyed alike). Keyed alike units are available if requested at no upcharge. Removable cores for in-field re-keying are standard.

## Collective Office Product Information

### Finish - Stain/Colors

We offer a variety of wood stains and paint colors on Collective Office. Please see the chart below. Samples are available upon request, through our website or by contacting Customer Service. Former finish names are listed in parentheses for reference.

#### **CH1 Cherry** *Flat Cut Veneer*

#### **MK2 Makore** *Quarter Cut Veneer*

AUT Autumn ( <i>Autumn Cherry</i> )	EAR Earthy
BRL Barley	LGC Legacy ( <i>Legacy Cherry</i> )
BBN Bourbon ( <i>Natural Cherry</i> )	PRL Praline ( <i>Vintage Cherry</i> )
BRG Brighton ( <i>Brighton Cherry</i> )	SAF Saffron ( <i>Medium Cherry</i> )
CLA Classic ( <i>Classic Cherry</i> )	

#### **MA1 Maple** *Flat Cut Veneer*

ALE Ale ( <i>Natural Maple</i> )	FLX Flax
BUT Butterscotch	VEN Venetian ( <i>Dark Mahogany</i> )
CIN Cinnamon	

#### **WA1 Walnut** *Flat Cut Veneer*

AUB Auburn ( <i>Windsor Mahogany</i> )	SIE Sienna
ESP Espresso	TOF Toffee
MCH Mocha	TRF Truffle
NTO Night Owl ( <i>Vintage Walnut</i> )	

#### **PNT Paint** *Maple Flat Cut Veneer*

BKD Backdrop	GRV Greek Villa
BFX Black Fox	NET Network Gray
BWH Bright White	NWH Nonchalant White
CGP Cargo Pants	STM Storm
CHT Chatroom	TRC Tricorn Black
FRR French Roast	

#### **AN5 Anegre\*** *Figured Quarter Cut*

CHM Champagne	TPZ Topaz
---------------	-----------

\* Anegre is a premium veneer, a 15% upcharge to the list of each item will be applied

### Protective Top Coat

DuraTex™ offers exceptional hardness along with abrasion and impact resistance, it has been formulated to eliminate hazardous and harmful gases that are normally associated with wood finish.

### DuraTex™ Features

Safety - Significantly reduces hazardous formaldehyde emissions which help improve the quality of the of the indoor air we breathe.

Quality - Developed to be tough and durable with special attention to appearance. The DuraTex™ finish preserves the natural beauty of wood.

Durability - Designed to meet a wide range of demanding performance and environmental standards to withstand even the highest wear and tear.



# Collective Office Product Information

## Product Modification

### Laminate Tops

Work surface only, no additional upcharge if Collective's coordinating wood grain laminate is specified. Contact Customer Service for any other laminate request.

Cherry Finishes	Maple Finishes	Walnut Finishes
<i>Autumn</i>	<i>Ale</i>	<i>Auburn</i>
<i>Barley</i>	<i>Cinnamon</i>	<i>Mocha</i>
<i>Bourbon</i>	<i>Venetian</i>	<i>Night Owl</i>
<i>Brighton</i>		<i>Sienna</i>
<i>Classic</i>		<i>Toffee</i>
<i>Legacy</i>		<i>Truffle</i>
<i>Praline</i>		
<i>Saffron</i>		

### Special Finishes

Special finishes can be requested by following the instruction in the general introduction section, page 3. There is a one time charge of \$289 list per order.

### Finish Sheen Modification

Finish sheen can be modified on the work surface tops. There is a 15% upcharge added to the list of each item.

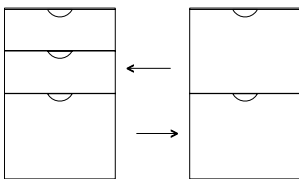
### Oak Veneer

Upon request veneer can be changed from the standard offering to oak flat cut veneer with an additional 40% upcharge to the list of each item.

### Pedestal Configuration Change

Box-box-file configuration is **standard on all desks** and file-file configuration is **standard on all return units**.

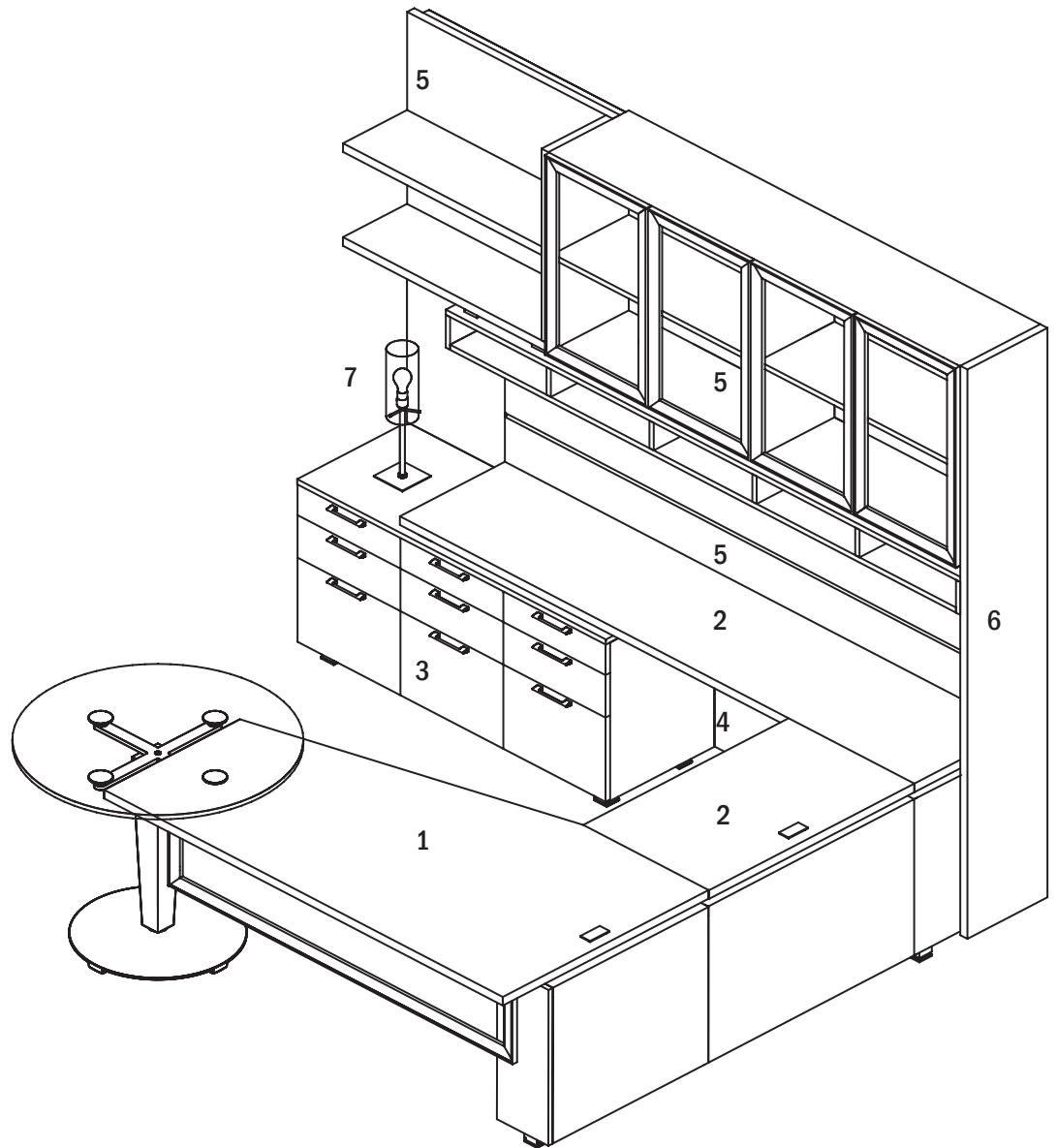
Collective Office drawer configuration on pedestals 29" high can be switched out either to a box-box-file or file-file configuration, but must be specified at the time of order and with an additional 5% cost to the list price.



### Special Construction

Collective Office offers a large offering to create many types of configurations. Contact Customer Service if you are having trouble with finding the right units to complete the desired configuration. Requests need to be approved by JSI engineering.

## Collective Office Product Information



### 1 Desks

The offering includes Double Pedestal, Single Pedestal, Peninsula and Run-Off Desk types in many shapes and sizes.

### 2 Workwall and Bridge Tops

Workwall Tops are placed along the work wall. Bridge Tops connect a Single Pedestal Desk to a Workwall Top and are used only in a U-shape back workwall layout.

### 3 Lower Storages

Choose from two types of lower storage. Credenzas feature a pencil/box/file drawer configuration and spacers that create floating or tiered worksurfaces. Pedestals feature box/box/file or file/file drawer configurations without spacers.

### 4 Access Kneespace Panels

The Access Kneespace Panel provides structure for modular components along with a fully concealed and accessible wire management space.

### 5 Workwall Components

Cubbies, Wall Panels, Storage Overhead Cabinets, and Worksurface Towers allow for long spans of uninterrupted worksurface. They can be combined to create a floating workwall appearance or numerous combinations of Tower and End Panel supported workwalls.

### 6 Storage Towers and End Panels

These components flank workwalls providing both structure and additional storage to the workstation.

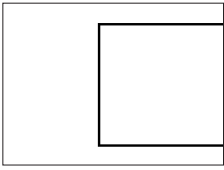
### 7 Additional Features

Mobile Pedestals, Work Tools, Task Lighting, and Power/Communication Modules add user oriented functions to the workstation.

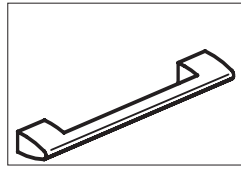
## Collective Office Product Information

### Edge Profile Hardware

Collective Office utilizes a clean cut straight edge profile with a 1.5mm veneer rim. The Elite hardware is made of anodized aluminum. Longer versions of pull are used on mobile pedestals and credenzas.



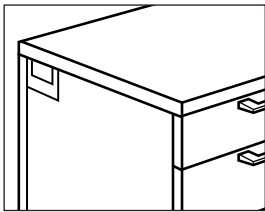
**Straight Edge Profile**



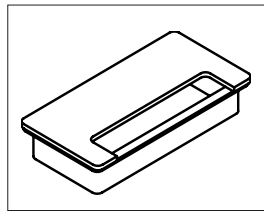
**Elite Pull**  
Anodized Aluminum Finish (AAL)

### End Panel Grommet

Collective Office credenzas feature a matte nickel 4" x 2" end panel grommet to allow for wire management. The end panel grommet is optional on other items; see pricing pages for more information.



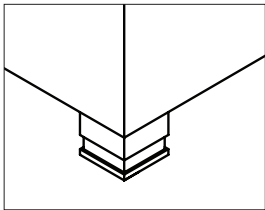
**Grommet Location**



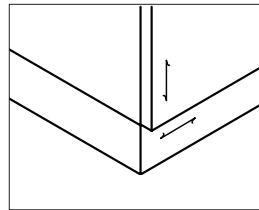
**Grommet**  
Matte Nickel (MNK)

### Foot/Plinth Style Base

Collective Office features an anodized aluminum foot. For a more classic feel, units may be specified with a wood plinth style base.

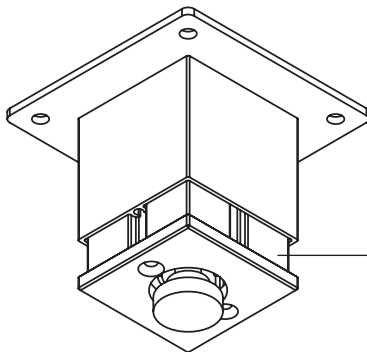


**Foot Style**  
Anodized Aluminum Finish



**Plinth Base**  
(arrows show grain direction)

### Foot Leveling Details



Telescopic cover can slide up to provide access for adjustment

# Collective Office Product Information

## Desks

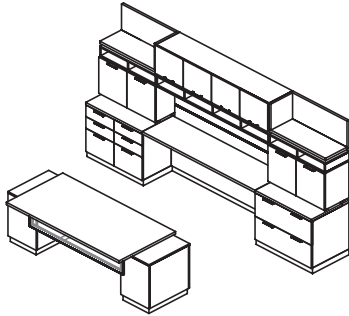
### Application

Four types of Collective Office desks are offered: double pedestal, single pedestal, peninsula and run-off.

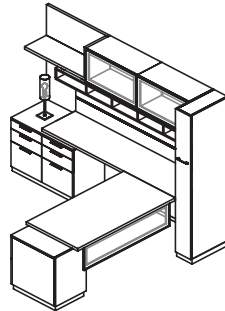
**Double Pedestal Desks** are used for layouts with a back workwall. This type of desk is offered with storage pedestals to support each end.

**Run-Off Desks** are paired with modular worksurfaces and used for both L-shape and U-shape side workwall layouts with several end supports.

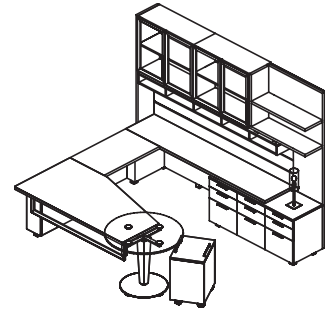
**Single Pedestal or Peninsula Desks** are paired with bridges to create U-shape back workwall layouts.



Double Pedestal Desk



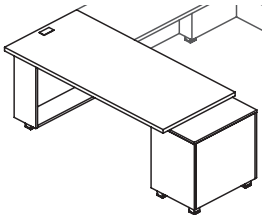
Single Pedestal Run-Off Desk



Peninsula Desk

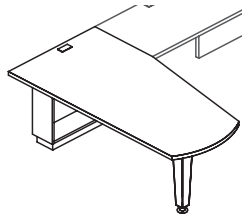
### Run-Off and Peninsula Desk Support

Peninsula style desks feature multiple support options. The support from the user side determines the handiness of the desk.



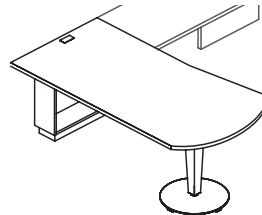
**Pedestal Support**

spacer or non-spacer available



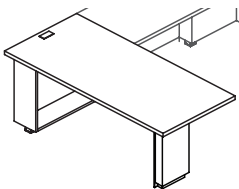
**Leg Support**

spacer or non-spacer available



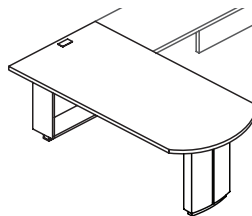
**Column Disc Support**

spacer or non-spacer available



**Rectangular Column Support**

column and base can be paint or veneer - accented with side fins finished in Arctic Silver



**Ellipse Pedestal Support**

column and base can be paint or veneer - center accent finished in Arctic Silver

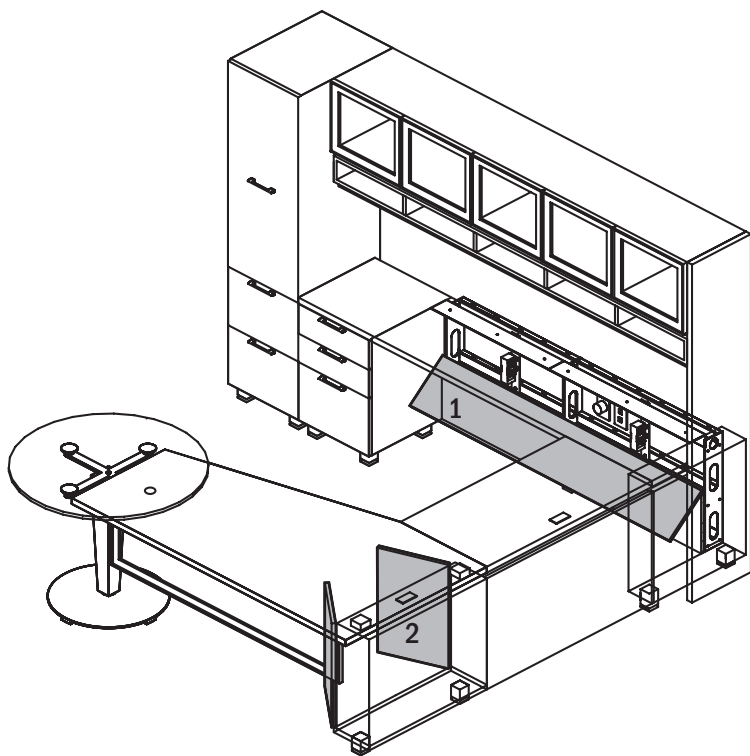
### Modesty Panels

Modesty panels are available on all desks in tempered glass or wood. Double and single pedestal desks may be specified with a full wood modesty panel. The tempered glass panels are available in Frosted Glass with Acid Etch Front, Frosted Low Iron White Back Painted Glass (matte) or Glossy Low Iron White Back Painted Glass (shiny).

# Collective Office Product Information

## Power/Communication Technology

Wire management solutions are integrated throughout Collective Office products, concealing cables while providing easy access to power.



### 1 Access Kneespace Panel

The Access Kneespace Panel conceals cords, cables, and power/communication sources while providing easy access to the wall.

With the hinged panel open, wire routing and connections are easily made inside the panel. When adjacent to the Access Kneespace Panel, equipment Storage Units with optional cut-out allow pass through for wire management

Back is open as intended to be placed against a wall to allow for a variety of customer supplied power solutions.

### 2 Desk End Support

Single Pedestal desks offer an optional access pedestal at the end adjoining the bridge.

This unit features grommet openings and an access door, and can be fitted with customer supplied power strips to augment desk power sources. The Desk Access Pedestal is not designed for CPU storage.

### 1 Drop Space

A continuous 1 1/4" space along the back edge of all Workwall Tops allows plugs and cables to drop into the Access Kneespace Panel.

### 2 Wire Management Channel\*

Optional undermount channels beneath Bridges and Run-Off Desks serve as wire pathways between desk units and power/communication sources inside the Access Kneespace Panel. See the accessory section of this price list.

### 3 CPU Storage

CPU Storage options include mobile and fixed solutions. Both options provide wire management features and easy access to connections while enhancing workstation flexibility.

### 4 Top Grommets

A matte nickel top grommet, optional on Double and Single Pedestal Desks and standard on bridges, routes wires from the work top directly into an optional undermount channel and access pedestal.

### 5 Storage Cabinet

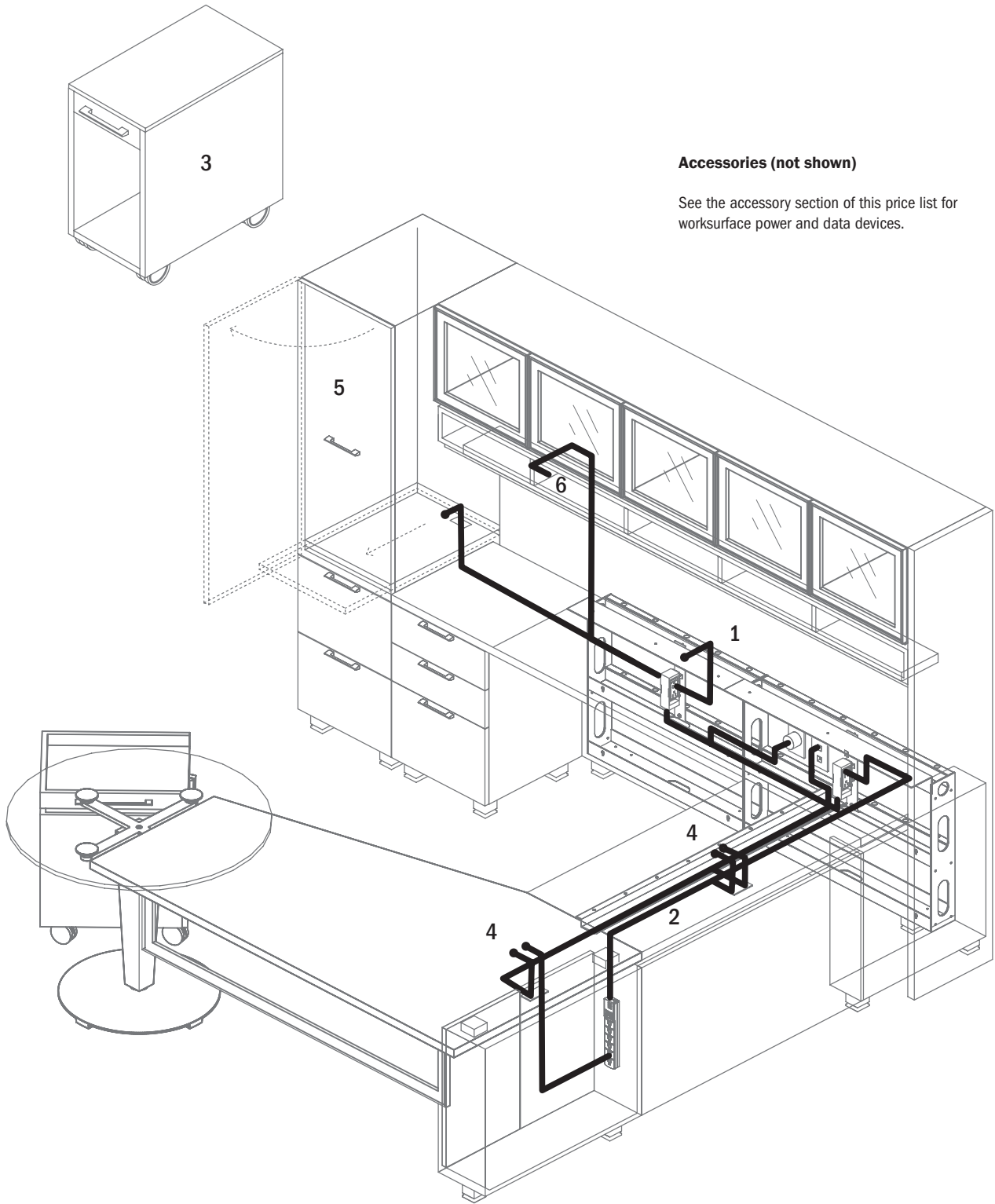
Storage cabinets with front and side access solutions are available for both workwall heights. Styles include the worksurface and combination units. Technology Storage Towers feature optional grommets for wire management and an optional pull-out shelf for accessibility.

### 6 Task Light

Integrated pass-thru openings and space behind the wall panels allow easy installation and wire management of task lights.

*\*Wiring channel for routing wires are listed separately.*

Collective Office Product Information



**Accessories (not shown)**

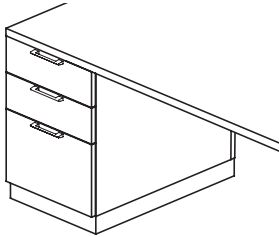
See the accessory section of this price list for worksurface power and data devices.

# Collective Office Product Information

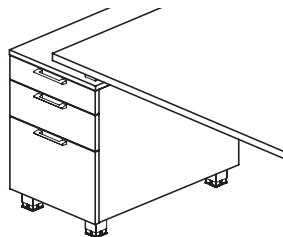
## Desk Pedestals

### Non-Spacer Pedestals and Spacer Pedestals

Collective Office offers two distinct styles of standard pedestals on the desk, non-spacer style desk or spacer style desk. Plinth base or the foot feature can be specified on either style of pedestals.



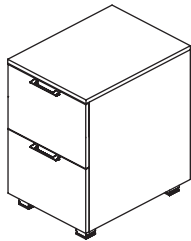
**Non-Spacer Pedestal**  
Box/Box/File  
(plinth base shown)



**Spacer Pedestal**  
Pencil/Box/File  
(pedestal feet shown)

### Non-Spacer Pedestals for Pre-Configured Desk (pages 282-287)

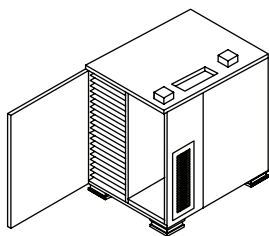
File/File drawer configurations are available on a non-spacer style pedestal for a 5% upcharge to the list.



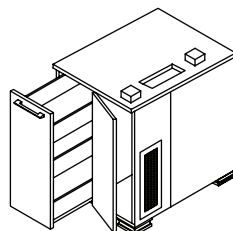
**File/File Pedestal**

### Spacer Pedestals for Pre-Configured Desk (pages 280-289)

Optional pedestals include the CPU storage pedestal and CPU toolbox pedestal.



**CPU Storage Pedestal**  
add \$296 to list



**CPU Tool Box Pedestal**  
add \$939 to list

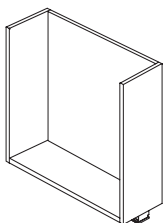
CPU storage units require adequate ventilation to avoid overheating of electronics.

To encourage ventilation, the optional CPU pedestals are offered in the foot style only and are standard with a side vent.

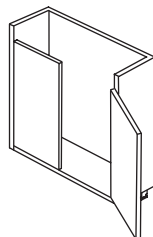
A ventilation fan (powered by USB) is available as an option and is highly recommended. Add \$163 to list

### Support End for Peninsula Desk

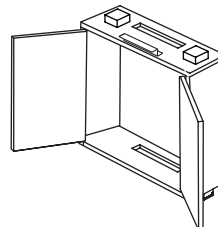
Single pedestal desks feature an open-sided support pedestal on the bridge end of the desk. An optional unhandled hinge door pedestal may be specified in its place. The hinge door allows for wire management for customer supplied power strips.



**Support End**  
Standard



**Desk Access Support End**  
Non-Spacer Style with Doors  
Optional



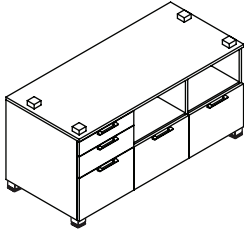
**Desk Access Support End**  
Spacer Style with Doors  
Optional

## Collective Office Product Information

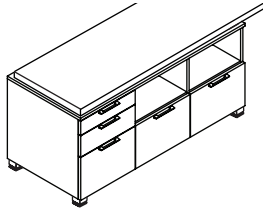
### Lower Storage

#### Credenzas (spacer style)

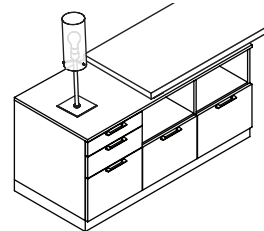
Credenzas feature a pencil/box/file drawer configuration and spacers. Multiple styles are available, including storage and equipment compartments. Worksurface tops are sold separately and can be specified to align or offset credenzas.



**Credenzas**  
spacers shown for suggested placement for aligned top



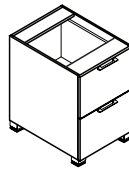
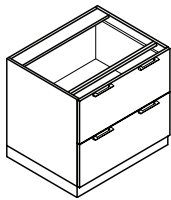
**Aligned Top**



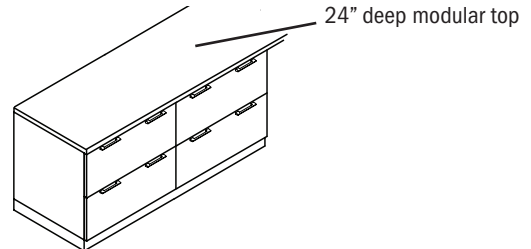
**Offset Top**  
shown with lamp (sold separately)

#### Modular (non-spacer style)

Modular components must have an aligned modular top, sold separately. Box/box/file, file/file, and hinged door units are available.



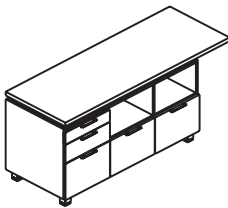
**Modular Pedestals**



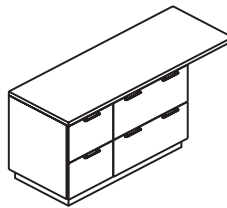
**Modular Units**  
ganging together with modular top

#### Run-Off Storage

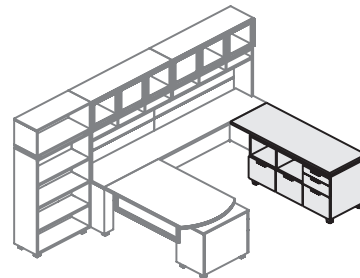
Run-Off storage units are available in two styles: spacer and non-spacer. Both styles are available as a configured unit or as a credenza or modular storage with a top specified separately. Spacer style run-off storage features pencil/box/file drawers. Non-spacer style run-offs feature file/file, box/box/file, and lateral storage. Run-Off units can be specified with either a foot or plinth base style. A broad selection of configured units are offered in a 24" depth with 6" incremental lengths from 60" to 84".



**Spacer Style**  
configured unit or credenza and top



**Non-Spacer Style**  
configured unit or modular storage and top





## Collective Office Product Information

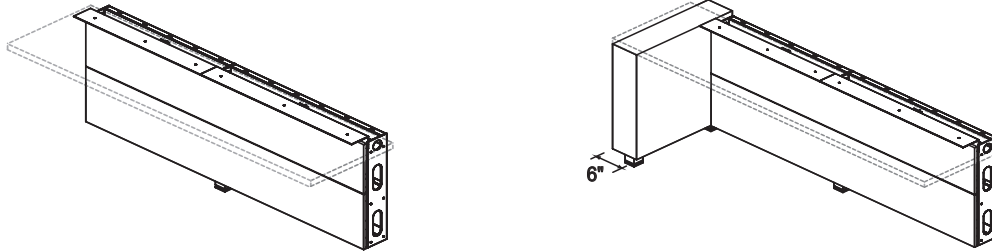
### Access Kneespace Panels

The access kneespace panel provides structure, wire management and access to the workwall. The panel can be specified in foot or plinth style. Modular electrical power systems can be fit into the cavity of the metal frame. Access kneespace panels are designed to fit between lower storage, tower and end support units.

Two types of end supports for workwall tops can be used in the kneespace:

End Support Panel (1 1/4" w) - for use with open kneespace applications.

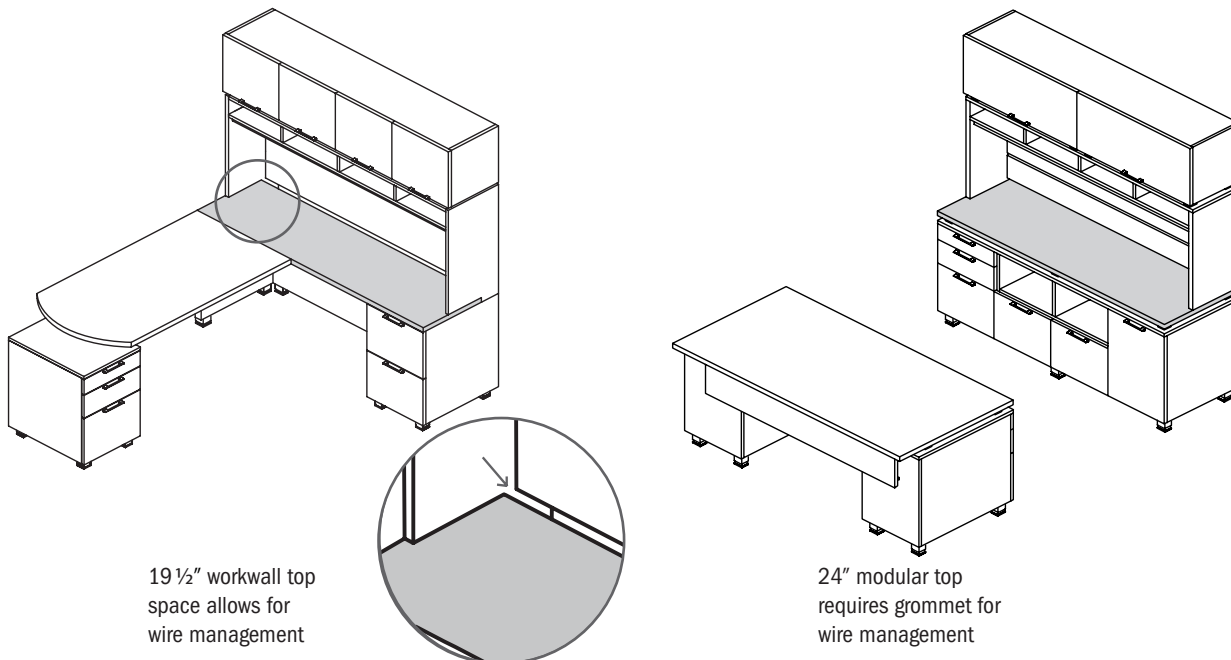
End Support (6" w) - for use with the access kneespace panel or open kneespace applications.



### Workwall and Modular Tops

Because of the modularity of workwalls, workwall tops are specified separately and are designed to fit with upper and lower storage components. Workwall tops can be used in both spacer and non-spacer style applications.

Workwall tops are 19 1/2" d and modular tops are 24" d. The 19 1/2" d tops are defined by the model number prefix TUS and allows for wire management. Worksurface towers are provided with a filler panel to offer a fit with the smaller depth. The 24" d tops have a TU model number prefix and are used with freestanding cubby with panel units. When used with upper storage units, it is recommended the TU tops be specified with a grommet.



19 1/2" workwall top space allows for wire management

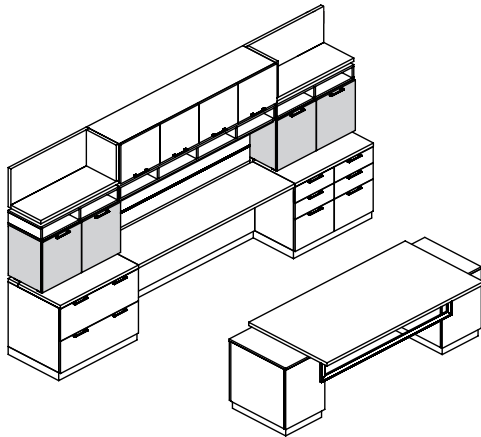
24" modular top requires grommet for wire management

## Collective Office Product Information

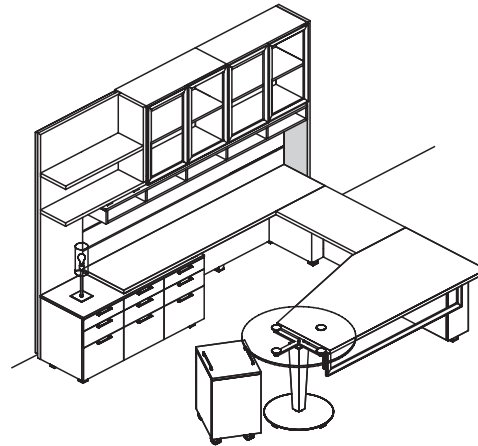
### Freestanding and Wall Mounted Workwalls

Workwalls are either freestanding or wall mounted depending on end support. When storage towers, worksurface towers, or end panels are used on both sides of overhead storage and/or cubbies, the workwall is freestanding. When supported on only one or neither side, the workwall must be wall mounted. Backs on all wall mounted units are not finished.

Wall mounted cubbies and binder bins have an inset back with concealed wood cleats. Wall mounted asymmetrical shelves also have wall cleats included with the unit.



**Freestanding**  
support on both sides  
worksurface towers shown



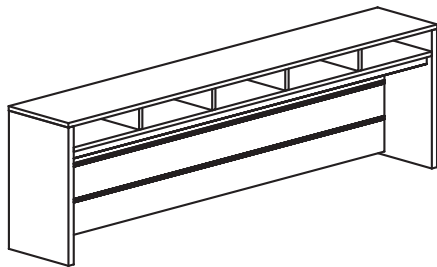
**Wall Mounted**  
one or both sides without  
support end panel shown

### Freestanding and Wall Mounted Workwalls - Cubbies

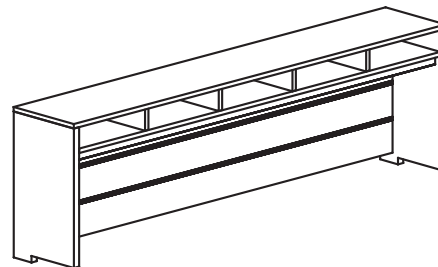
An integral part of a workwall are the cubbies. Collective Office offers a wide range of cubbies in either configurable or modular units.

Configurable cubbies are offered in freestanding panel style or stepped panel style, both in 15" or 18" modules.

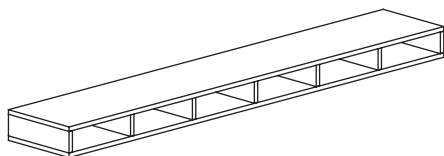
The modules in modular cubbies are also offered in 15" or 18" widths., along with a combination of 15" and 18". Modular cubbies require wall mounting or support at both ends. The support can either be panels, wardrobe storage or worksurface towers.



**Freestanding Cubby**  
(used with TU modular tops)  
wall panel and tool rail shown



**End Panel Support Cubby**  
(used with TUS workwall tops)  
wall panel and tool rail shown  
not for use with spacer pedestals



**Modular Cubby**  
(designed to be used with overheads)

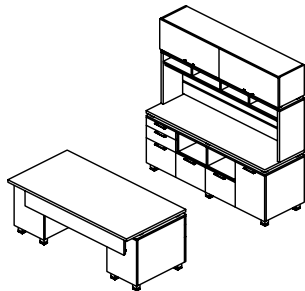
## Collective Office Product Information

### Specification Types: Configured vs. Modular

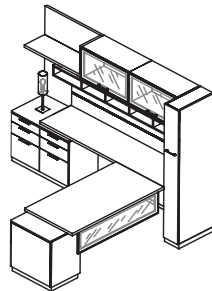
Wall panels and cubbies are required to support overhead units that are not wall mounted and are offered as either a configured unit or modular components.

Configured units combine wall panels and cubbies with end support panels which sit directly on the worksurface.

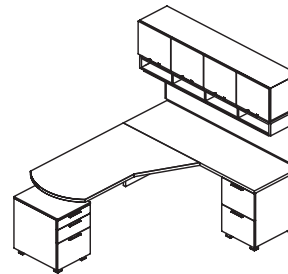
Modular wall panels and cubbies are specified separately and can be used to create workwalls that do not require end panels for support. There are two types of modular wall panels: side mounted and wall mounted. Even in wall mounted applications, wall panels may be side mounted if there is a side panel, shelf, or storage unit on both sides. If one or both sides are without any of these units, wall mounted panels must be specified.



**Configured**



**Modular Components**  
side panel and wall mounted

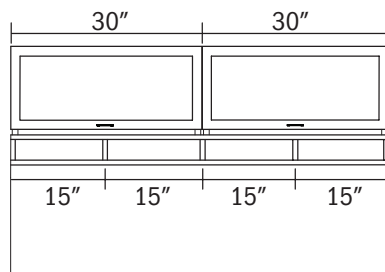


**Modular Components**  
Wall mounted wall panel

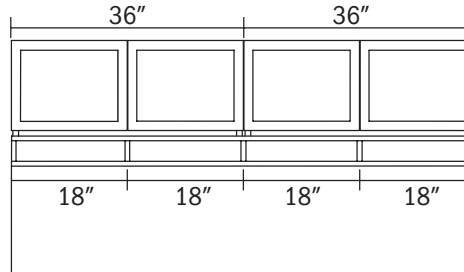
### Configured Applications

Configured wall panel and cubby units are designed to fit on workwall tops. Each unit has a specified use with spacer or non-spacer style lower storage.

These units are offered in two cubby widths - 15" or 18" - to align with overhead door widths. Specify 15" wide cubbies with 30" wide flipper door overheads, and specify 18" wide cubbies with 36" wide cabinet door overheads.



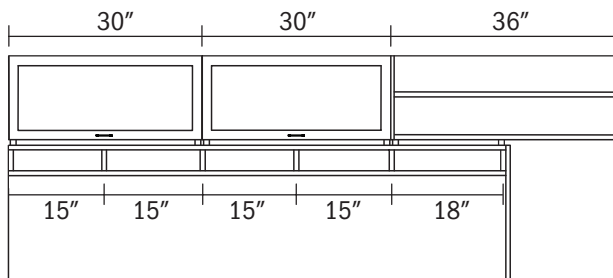
15" Modular Cubby



18" Modular Cubby

### Modular Applications

Modular cubbies are offered in a combination of the two widths (18" and 15"). Use these cubbies when combining 15" increment units with 18" increments units, as shown in the example below.

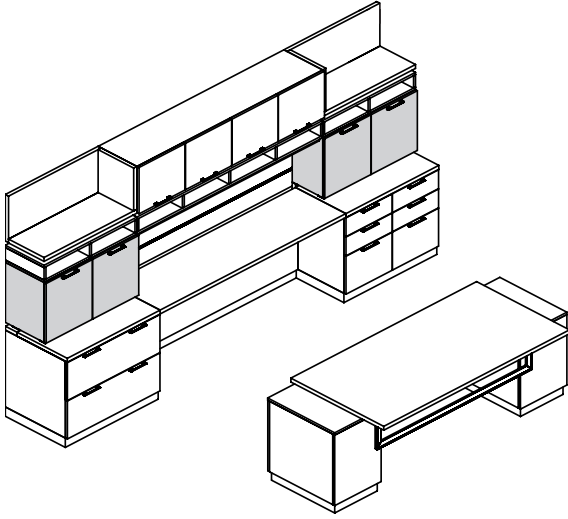


15"/18" Modular Cubby with Asymmetric Shelf

## Collective Office Product Information

### Storage Towers

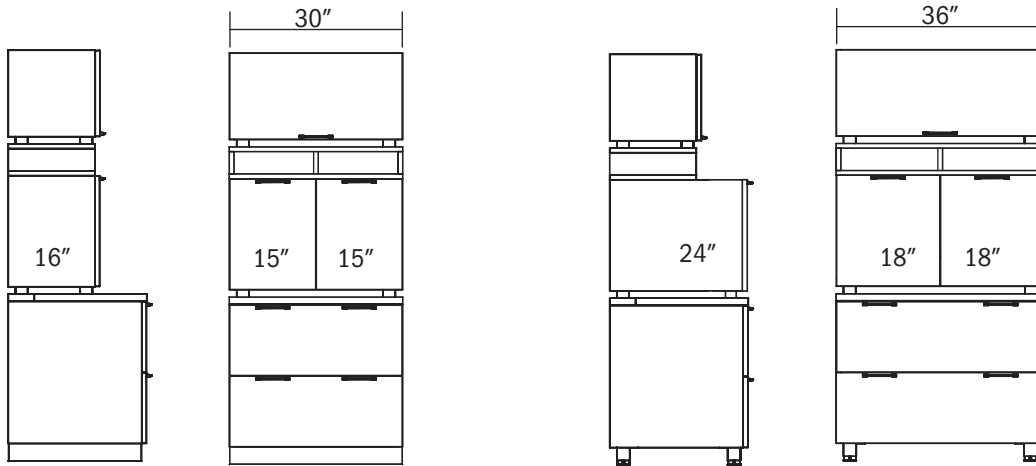
Storage towers are designed to provide easy access to stored items or technology equipment from a seated position.



**Note:** storage towers have a filler top to be used when using in conjunction with a TUS tops.

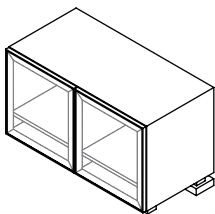
### Application

Storage towers sit on the worksurface along the workwall only. They can be specified to provide end support for modular cubbies and spanning overhead storage components. To ensure vertical alignment of upper components, width (15" or 18") of overhead and cubby modules placed atop worksurface towers should match.

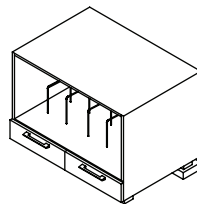


### Functional Options

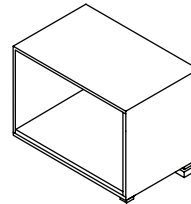
Storage towers are available in three depths with configurations designed to accommodate specific storage needs.



**Binder - 16" d**



**Redwell - 18" d**  
for expandable files



**Technology- 24" d**

## Collective Office Product Information

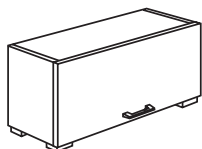
### Storage Overhead Cabinets

#### Door Styles

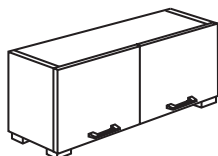
Overhead storage units are offered in two door styles: Flipper or side hinged door. Open storage units are also available.

Flipper style doors lift up, and feature a lid stay which assists with easy accessibility to contents. These units are offered on either a 15" and 18" dimensional module, in a single shelf height. Pair 36" and 72" wide overheads with 18" cubby modules. Pair 30" and 60" wide overheads with 15" cubby modules.

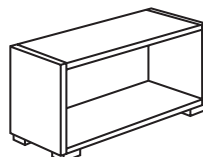
Side-hinged doors are offered on an 18" dimensional module, in single or double high units, and are paired with 18" cubby modules.



**Vertical Lift Flipper**



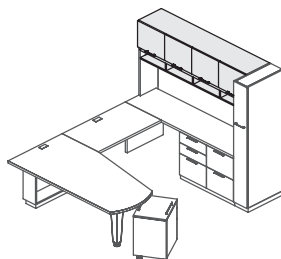
**110" Door Swing**



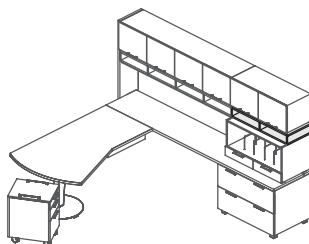
**Open Storage**

#### Application

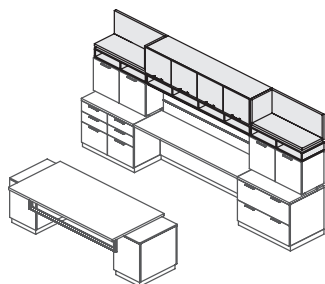
The expansive offering of modular overhead storage creates planning flexibility and numerous configurations.



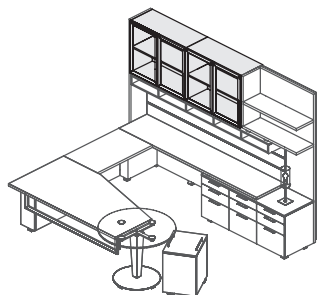
Overhead storage spans between full-height storage towers and end panels, and should always be specified atop modular or configured cubbies of the same length.



Combine overhead storage with modular cubbies atop worksurface towers on one or both ends of the workwall.



Create a floating workwall appearance with cantilevered overhead storage atop modular wall panels and cubbies paired with asymmetric shelves at each end.



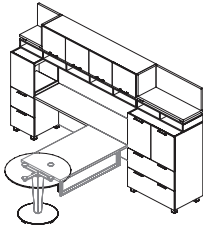
Create an asymmetric workwall by spanning overheads between different types of end supports such as a full-height wardrobe or storage tower, end panel, or asymmetric shelf.

## Collective Office Product Information

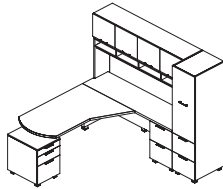
### Storage Tower

#### Tower Heights

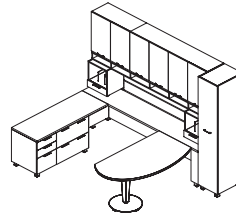
Storage towers and full length end panels, positioned at the ends of a workwall, provide structural support for overhead storage and cubbies. Towers and end panels are offered in three heights: 55" high, for use with spanning cubbies, 71" high, for use with single high overheads and 86" high, for use with double high overheads



55" Storage Tower  
(overall 71" h)



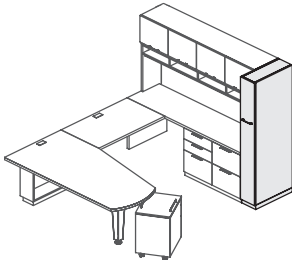
71" Storage Tower



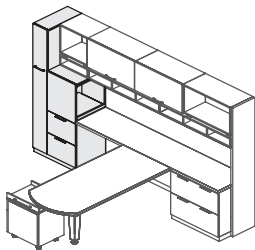
86" Storage Tower

#### Application

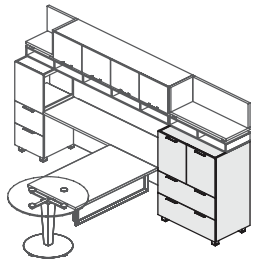
Collective Office offers different types of wardrobe storage to maximize storage or to provide personal storage for outerwear.



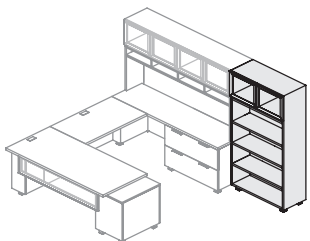
Full-height towers are either 86" or 71" high to align with the top of overhead storage units, and 24" deep. Widths range from 12" to 36". Shelf, drawer, and wardrobe storage is available.



Combination towers are 24" deep and are comprised of either an 86" or 71" high wardrobe module and a 55" high low tower module.



Mid-height towers provide equipment storage with pedestals. They are 24" deep and 55" high, and rest below modular cubbies with single or double high overheads and shelves above. Specify 18" or 36" width to align with overhead storage.



Bookcase units are either 86" or 71" high, and 15" deep to align with the depth of overhead storage units. Collective Office bookcases feature open, flipper door, or hinge swing door binder units atop spacers to coordinate with the overhead storage units.

Bookcases with upper cabinet doors must be wall mounted.

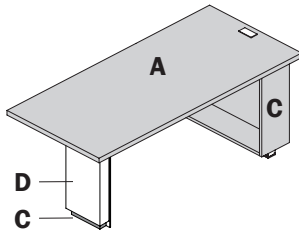
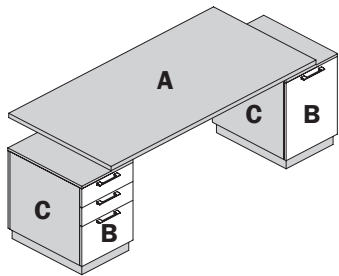
# Collective Office Product Information

## Material Options

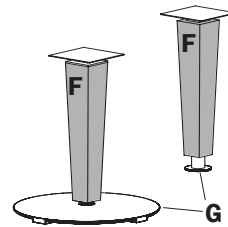
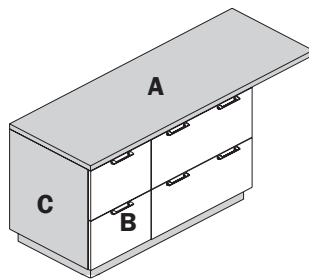
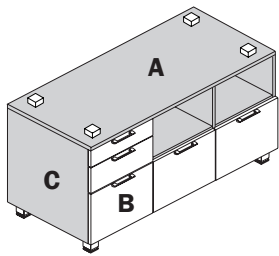
Collective Office uses a modern mix of materials: paint, veneer, and aluminum. Veneer choices are cherry, makore, maple and walnut. Anegre wood species requires an upcharge; see page 254. Eleven paint colors are available; see page 255. Wood worksurface tops or rims on laminate worksurface top, access kneespace panels, desk modesty panels, and bridges are available in veneer finishes only.

## Desks and Credenzas

Worksurface tops, pedestal chassis and open or access pedestals are available in veneer. Doors and drawer fronts may be specified in veneer or paint. The rectangular support column for desks has a base and accent, each may be specified alike or in contrasting materials. All wood components for desks with the leg, column disc support, and ellipse base are veneer only.



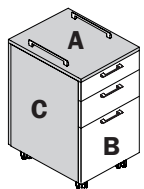
- A Worksurface Tops** - Veneer  
(can be specified with laminate surface)
- B Drawer or Door Fronts** - Veneer or Paint
- C Chassis and Base** - Veneer Only
- D Peninsula Support** - Veneer or Paint
- E Feet** - Clear Anodized Aluminum
- F Post/Leg** - Veneer Only
- G Base/Foot** - Arctic Silver



COLLECTIVE OFFICE

## Mobile Pedestal

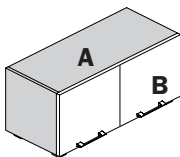
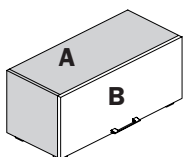
Mobile storage pedestals are offered with a veneer top and chassis. Drawer fronts may be specified in a veneer to match the chassis or paint.



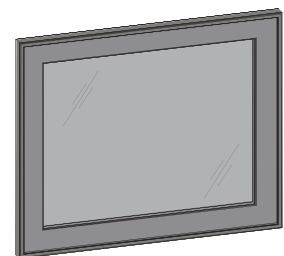
- A Top** - Veneer Only
- B Drawer Fronts** - Veneer or Paint
- C Chassis** - Veneer Only

## Storage Overhead Cabinets

Storage overhead cabinet chassis are available in veneer finishes only. Wood doors may be specified in either veneer or paint.



- A Chassis** - Veneer or Paint
- B Door Fronts**  
Veneer or Paint  
Aluminum Frame Door with  
Frosted Glass with Acid Etch Front  
Frosted Low Iron White Back Painted Glass (matte)  
Glossy Low Iron White Back Painted Glass (shiny)

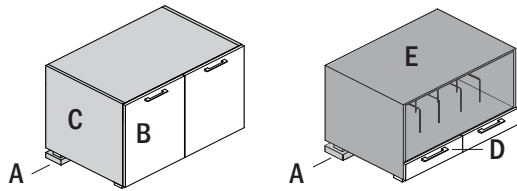


Aluminum Frame Door  
(clear anodized aluminum frame)

## Collective Office Product Information

### Worksurface Storage Towers

Worksurface storage chassis and open equipment units are available in veneer only. Wood doors and Redwell tower chassis may be specified in either a matching veneer or contrasting paint.



**A Top Filler** - Veneer

**B Door Fronts** ▲

Veneer or Paint

Aluminum Frame Door with

Frosted Glass with Acid Etch Front

Frosted Low Iron White Back Painted Glass (matte)

Glossy Low Iron White Back Painted Glass (shiny)

*Above finishes also apply to modesty panels*

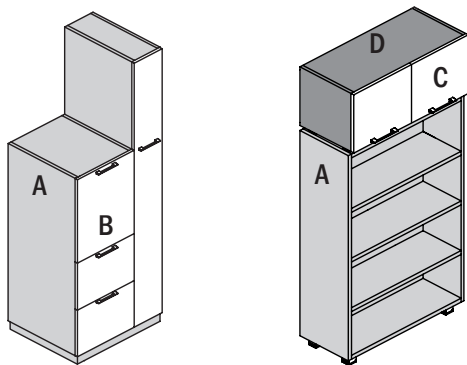
**C Tower Chassis** - Veneer

**D Drawer Front** - Veneer or Paint

**E Redwell Chassis** - Veneer or Paint

### Storage Towers

Storage tower chassis are offered in veneer finishes only. Door, drawer fronts, and the upper chassis of bookcases may be specified in veneer or paint finishes.



**A Chassis** - Veneer

**B Door and Drawer Fronts** - Veneer or Paint

**C Door Fronts** ▲

Veneer or Paint

Aluminum Frame Door with

Frosted Glass with Acid Etch Front

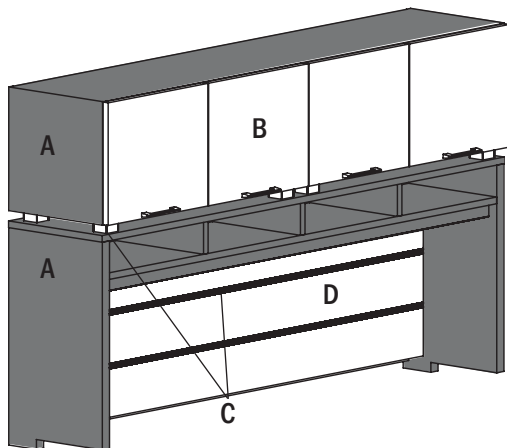
Frosted Low Iron White Back Painted Glass (matte)

Glossy Low Iron White Back Painted Glass (shiny)

**D Overhead Chassis**- Veneer or Paint

### Storage Overhead Cabinets and Cubbies

Both upper and lower chassis (includes interior back panel) can be either in veneer finishes or paint finish. The interior back panel on the lower chassis may be specified with a tack panel. An accessory tool rail and tack panel combination may also be specified.



**A Chassis** - Veneer or Paint

**B Door Fronts** ▲

Veneer or Paint

Aluminum Frame Door with

Frosted Glass with Acid Etch Front

Frosted Low Iron White Back Painted Glass (matte)

Glossy Low Iron White Back Painted Glass (shiny)

**C Spacers and Tool Rail** - Anodized clear aluminum

**D Back Panel** (shown with tool rails)

Veneer

Paint

Fabric



# Collective Office Product Information


## Filing Capabilities

### Credenza Pedestals

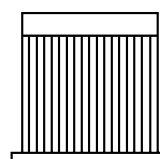
(Exterior Pedestal Width of 18")

Interior Drawer Dimensions	Depth	Width
File	16"	15 <sup>3</sup> / <sub>8</sub> "


### Filing Options



Letter



Letter




Legal


### Desk Pedestals

(Exterior Pedestal Width of 18")


Interior Drawer Dimensions	Depth	Width
30" Deep Pedestal - File	23"	15 <sup>3</sup> / <sub>8</sub> "
36" Deep Pedestal - File	30"	15 <sup>3</sup> / <sub>8</sub> "



Letter



Letter




Legal

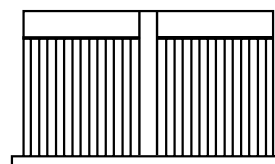
### 30" Lateral File

(Used on 30" Storage Units with Lateral Files)


Interior Drawer Dimensions	Depth	Width
Lateral File	16"	27 <sup>3</sup> / <sub>8</sub> "



Letter



Letter




Legal

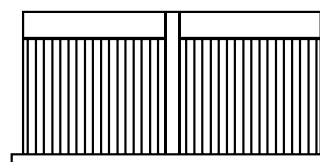
### 36" Lateral File

(Used on 36" Storage Units with Lateral Files)


Interior Drawer Dimensions	Depth	Width
Lateral File	16"	33"



Letter/Legal



Letter



Legal

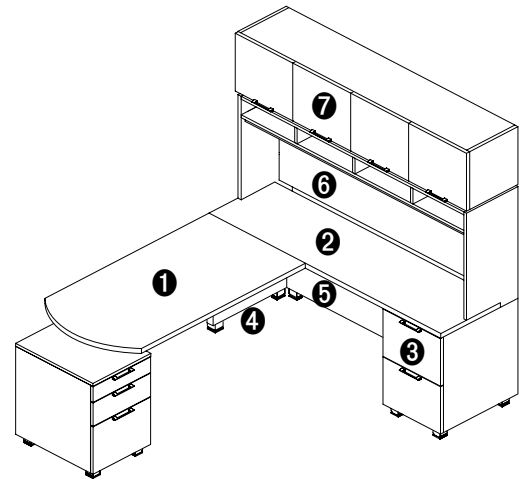


## Collective Office - Typical

### C0001

freestanding

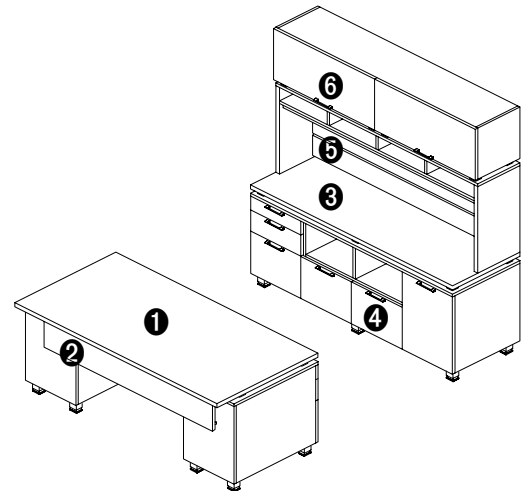
Model	Description	Qty	Price
1 RAP4563-66L	36"d arc end run-off desk with pedestal/spacer support, left	1	\$3,775
2 TUS4572	19 1/2"d workwall top	1	\$935
3 P4518-2F	modular file/file pedestal	1	\$1,740
4 PE4524-6	end support	1	\$1,107
5 PMPA4548	access kneespace panel	1	\$1,664
6 PNTB4572-4	72"w panel supported cubby unit, com	1	\$2,193
7 BOS4572	storage overhead cabinet with 4 wood doors	1	\$2,966
MPQ4548-PWM-G	pedestal/worksurface mount glass modesty panel	1	\$676
<b>Typical List Price</b>			<b>\$15,056</b>



### C0002

freestanding

Model	Description	Qty	Price
1 RD4572	72"w desk with pedestal/spacer support	1	\$4,361
2 MPQ4542-PM	pedestal mount wood modesty panel	1	\$474
3 TU4572	24"d workwall top	1	\$1,076
4 CRS4572-HD-L-PR	72"w storage credenza with open storage and spacers, right	1	\$5,474
5 PNWT4572-4-FS	72"w freestanding panel supported cubby unit with toolrails, com	1	\$2,975
6 BOS4572-FD	storage overhead cabinet with wood flipper doors	1	\$2,991
<b>Typical List Price</b>			<b>\$17,351</b>

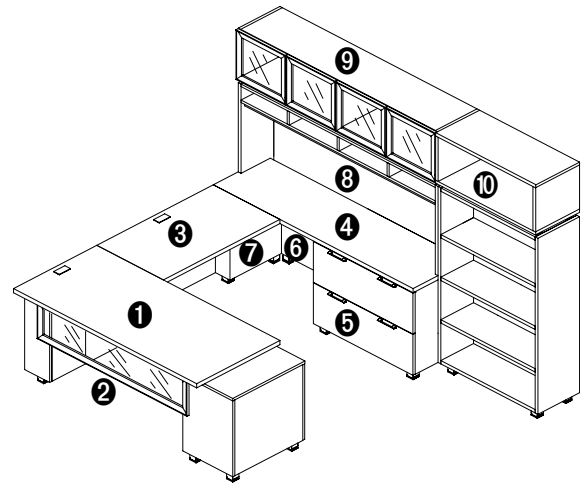


## Collective Office - Typical

### C0003

freestanding

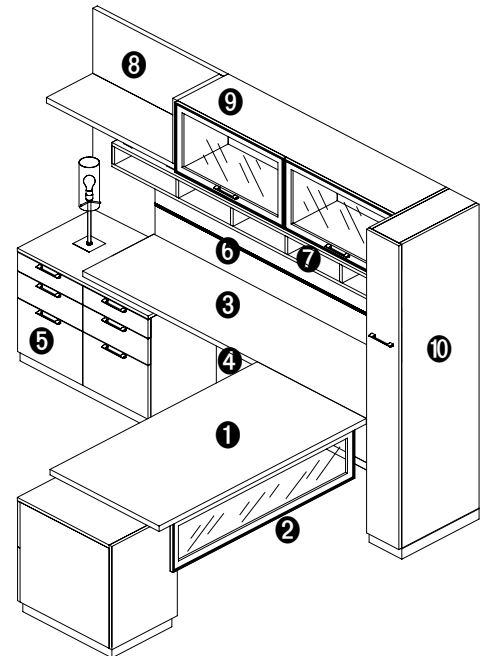
Model	Description	QTY	Price
1	SP4566-75-30L 30"d desk with pedestal/spacer support, left	1	\$3,599
2	MPQ4554-PM-G pedestal mount glass modesty panel	1	\$737
3	EU4548 bridge with modesty panel	1	\$2,224
4	TUS4572 19 1/2"d workwall top	1	\$935
5	2FD4530N modular lateral file pedestal	1	\$2,121
6	PMPA4536 access kneespace panel	1	\$1,326
7	PE4524-6 end support	1	\$1,107
8	PNTB4572-4 72"w panel supported cubby unit, com	1	\$2,193
9	BOS4572-G storage overhead cabinet with 4 glass doors	1	\$4,136
10	BC45360C 71 1/4"h open bookcase	1	\$2,663
<b>Typical List Price</b>			<b>\$21,041</b>



### C0004

wall mounted

Model	Description	Qty	Price
1	RRP4557-66R-30 30"d run-off desk with pedestal/spacer support with optional plinth base, right	1	\$3,259
2	MPQ4548-PWM-G pedestal/worksurface mount glass modesty panel	1	\$676
3	TUS4578 19 1/2"d workwall top	1	\$1,004
4	PMPA4560 access kneespace panel	1	\$2,002
5	PS4536-PBF 36"w storage credenza with spacers with optional plinth base	1	\$1,962
6	HTB4578-WT-22 78"w tackable back panel with toolrails, com	1	\$1,675
7	PN4578-5 cubby	1	\$1,287
8	ES4536-EXP45L 44 3/4"h asymmetric overhead shelf, left	1	\$1,163
9	BOS4560-FDG storage overhead cabinet with glass flipper doors	1	\$3,492
10	WD4512L 71 1/4"h wardrobe cabinet, left	1	\$2,761
VL4578	valance	1	\$592
<b>Typical List Price</b>			<b>\$19,873</b>

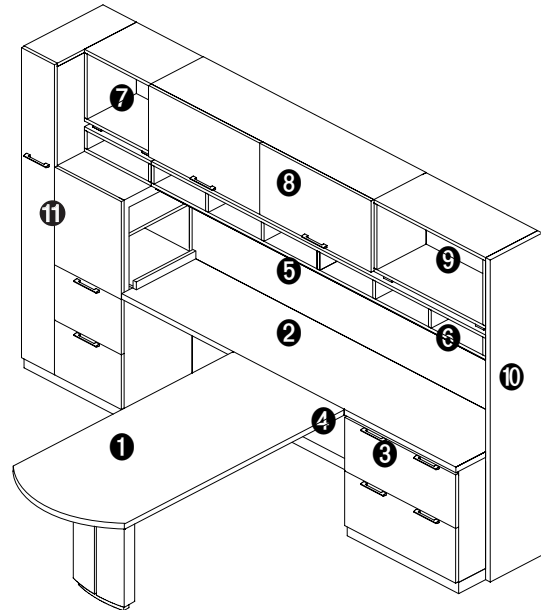


## Collective Office - Typical

### C0005

freestanding

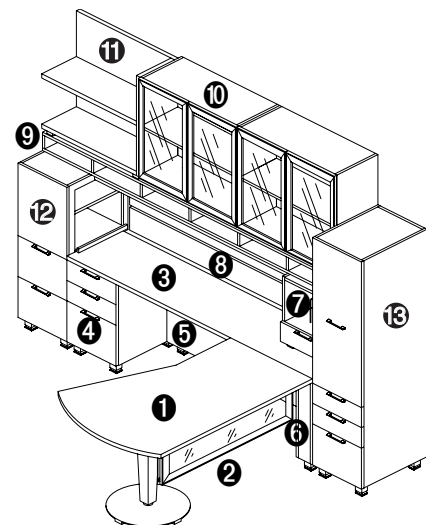
Model	Description	Qty	Price
1 RAL4566R-30	30"d arc end run-off desk with leg support, right	1	\$1,773
2 TUS4590	19 1/2"d workwall top	1	\$1,641
3 2FD4530N	modular lateral file pedestal with optional plinth base	1	\$2,121
4 PMPA4560	access kneespace panel	1	\$2,022
5 HTB4590-22	90"w tackable back panel, com	1	\$1,374
6 PN45108-7	cubby	1	\$1,915
7 BOS4518-OC	overhead cabinet with open storage	1	\$950
8 BOS4560-FD	storage overhead cabinet with wood flipper doors	1	\$2,785
9 BOS4530-OC	overhead cabinet with open storage	1	\$1,169
10 EP4571-15	floor/overhead support panel	1	\$775
11 WD4527DPNL-SEQ	71 1/4"h storage wardrobe cabinet with side access - file/file storage, left	1	\$4,193
VL45108	valance	1	\$732
<b>Typical List Price</b>			<b>\$21,450</b>



### C0006

freestanding

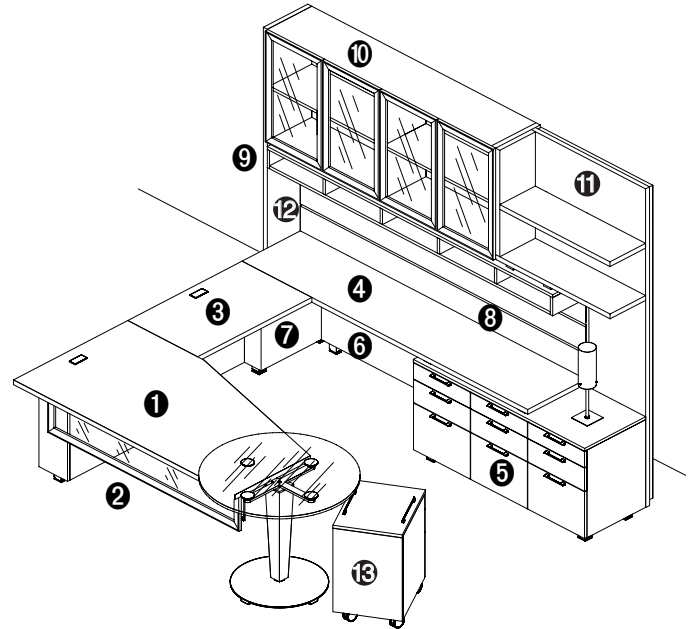
Model	Description	Qty	Price
1 RWGC4566R	wing top run-off desk with column disc support, right	1	\$2,921
2 MPQ4548-WM-G	worksurface suspended glass modesty panel for run-off desk	1	\$681
3 TUS4590	19 1/2"d workwall top	1	\$1,641
4 P4518-BBF	modular box/box/file pedestal	1	\$1,740
5 PMPA4566	access kneespace panel	1	\$2,131
6 PE4524-6	end support	1	\$1,107
7 WSTN4518-180FS	open redwell storage tower	1	\$1,388
8 HTB4572-WT-22	72"w tackable back panel with toolrails, com	1	\$1,546
9 PN45108-6	cubby	1	\$1,875
10 BOS4572-30-G	storage overhead cabinet with 4 glass doors	1	\$4,859
11 ES4536-30L	31 1/4"h asymmetric overhead shelf, left	1	\$1,069
12 WD4518PL-SEQ-50T	49 1/2"h storage cabinet side access - file/file, left	1	\$2,904
13 WD4518DL	71 3/4"h storage cabinet - box/box/file, left	1	\$4,395
VL4572	valance	1	\$560
<b>Typical List Price</b>			<b>\$28,817</b>



## Collective Office - Typical

### C0007

wall mounted

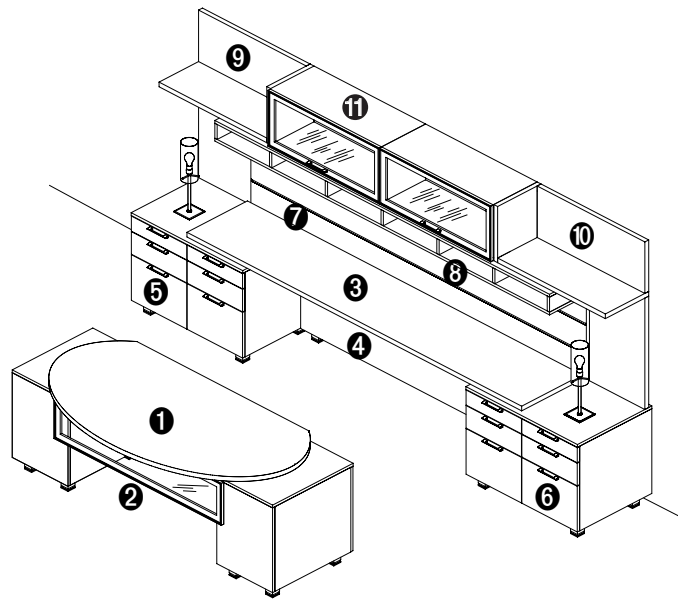


Model	Description	Qty	Price
1	SWD4570-GR36L wedge top desk with glass ender, left	1	\$4,967
2	MPQ4557-PWM-G pedestal/worksurface mount glass modesty panel	1	\$775
3	EU4542 bridge with modesty panel	1	\$2,162
4	TUS4590 19 1/2"d workwall top	1	\$1,641
5	CRS4554-PBF 54"w storage credenza with spacers with optional lamp, right	1	\$5,161
6	PMPA4548 access kneespace panel	1	\$1,664
7	PE4524-6 end support	1	\$1,107
8	HTB4590-WT-22 90"w tackable back panel with toolrails, com	1	\$2,015
9	PN4590-5 cubby	1	\$1,645
10	BOS4572-30-G storage overhead cabinet with 4 glass doors	1	\$4,859
11	ES4536-EXP60R 59 3/4"h asymmetric overhead shelf	1	\$1,417
12	EP4586-15 floor/overhead support panel	1	\$1,211
13	MP-PBF4516 pencil/box/file mobile pedestal	1	\$1,896
VL4590	valance	1	\$646
<b>Typical List Price</b>			<b>\$31,166</b>

# Collective Office - Typical

## C0008

wall mounted

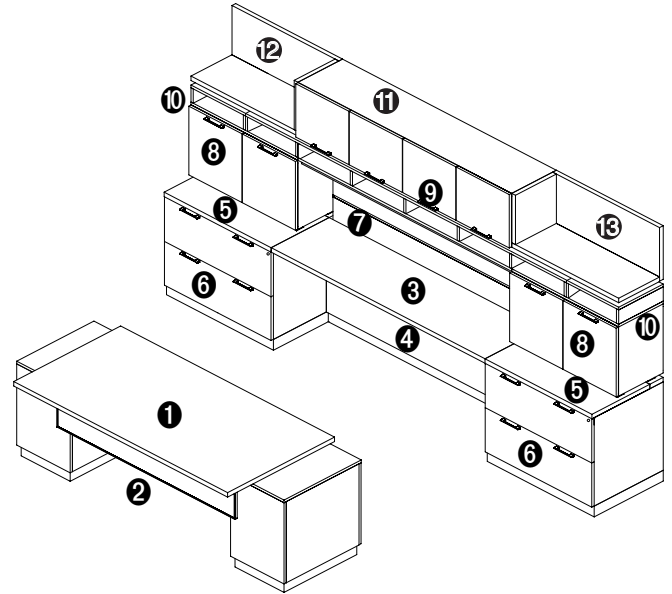


Model	Description	Qty	Price
1 EC4572-84	ellipse desk with pedestal/spacer support	1	\$5,844
2 MPQ4554-PM-G	pedestal mount glass modesty panel	1	\$737
3 TUS45108	19½" d workwall top	1	\$1,969
4 PMPA4572	access kneespace panel	1	\$2,265
5 PS4536-PBF	36" w storage credenza with spacers with optional lamp, left	1	\$2,308
6 PS4536-PBF	36" w storage credenza with spacers with optional lamp, right	1	\$2,308
7 HTB45108-WT-22	108" w tackable back panel with toolrails, com	1	\$2,376
8 PN45108-6	cubby	1	\$1,875
9 ES4536-EXP45L	44¾" h asymmetric overhead shelf, left	1	\$1,163
10 ES4536-EXP45R	44¾" h asymmetric overhead shelf, right	1	\$1,163
11 BOS4572-FDG	storage overhead cabinet with glass flipper doors	1	\$3,738
VL45108	valance	1	\$732
<b>Typical List Price</b>			<b>\$26,478</b>

## Collective Office - Typical

### C0009

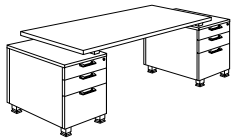
freestanding



Model	Description	Qty	Price
1	RC4560-78 30"d desk with pedestal/spacer support	1	\$4,292
2	MPQ4548-PM pedestal mount wood modesty panel	1	\$523
3	TUS4572 19½"d workwall top	1	\$935
4	PMPA4572 access kneespace panel	1	\$2,265
5	TUS4536 19½"d workwall top	2	\$930
6	2FD4536N modular lateral file pedestal	2	\$4,502
7	HTB4572-WT-22 72"w tackable back panel with toolrails, com	1	\$1,546
8	WSTN4536-16 storage tower with wood doors	2	\$3,984
9	PN45108-6 cubby	1	\$1,875
10	PN4518-1 cubby	2	\$838
11	BOS4572 storage overhead cabinet with 4 wood doors	1	\$2,966
12	ES4536L 16¼"h asymmetric overhead shelf, left	1	\$931
13	ES4536R 16¼"h asymmetric overhead shelf, right	1	\$931
VL4572	valance	1	\$560
6-AB	angle bracket	4	\$148
<b>Typical List Price</b>			<b>\$27,226</b>



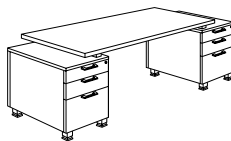
Description	D	W	H	CTN WT	CU FT	① Model	List Price
<b>36"d Desk with Pedestal/Spacer Support</b>	36	90	29	325	31	<b>RC4572-90</b>	<b>\$4,819</b>
	36	84	29	318	30	<b>RC4566-84</b>	<b>\$4,546</b>



modesty panel ordered separately

- 18" w x 30" d pencil/box/file spacer pedestal
- pedestal front locking
- CPU/toolbox (\$939 list) or CPU/storage pedestal (\$296 list) available in place of pedestal/spacer support, specify when ordering; indicate left or right and add appropriate upcharge
- top grommet available, specify and add \$79 list each; see page 258
- end panel grommet available, specify and add \$79 list each; see page 258
- plinth base in place of telescopic feet, specify and no upcharge
- optional modesty panel available; RC4572-90 order 60" w modesty and RC4566-84 order 54" w modesty; see pages 293-295
- shipped KD
- RC4572-90 top size: 72" w x 36" d
- RC4566-84 top size: 66" w x 36" d
- 6" overhang on approach side from pedestal

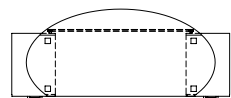
<b>30"d Desk with Pedestal/Spacer Support</b>	30	78	29	279	26	<b>RC4560-78</b>	<b>\$4,292</b>
	30	72	29	273	26	<b>RC4554-72</b>	<b>\$4,113</b>



modesty panel ordered separately

- 18" w x 26" d pencil/box/file spacer pedestal
- pedestal front locking
- CPU/toolbox (\$939 list) or CPU/storage pedestal (\$296 list) available in place of pedestal/spacer support, specify when ordering; indicate left or right and add appropriate upcharge
- top grommet available, specify and add \$79 list each; see page 258
- end panel grommet available, specify and add \$79 list each; see page 258
- plinth base in place of telescopic feet, specify and no upcharge
- optional modesty panel available, RC4560-78 order 48" w modesty and RC4554-72 order 42" w modesty; see pages 293-295
- shipped KD
- RC4560-78 top size: 60" w x 30" d
- RC4554-72 top size: 54" w x 30" d
- 4" overhang on approach side from pedestal

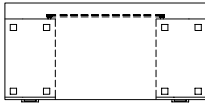
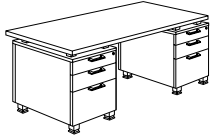
<b>Ellipse Desk with Pedestal/Spacer Support</b>	36	90	29	312	29	<b>EC4578-90</b>	<b>\$6,164</b>
	36	84	29	305	28	<b>EC4572-84</b>	<b>\$5,844</b>



modesty panel ordered separately

- 18" w x 26" d pencil/box/file spacer pedestal
- pedestal front locking
- CPU/toolbox (\$939 list) or CPU/storage pedestal (\$296 list) available in place of pedestal/spacer support, specify when ordering; indicate left or right and add appropriate upcharge
- top grommet available, specify and add \$79 list each; see page 258
- end panel grommet available, specify and add \$79 list each; see page 258
- plinth base in place of telescopic feet, specify and no upcharge
- optional modesty panel available, EC4578-90 order 60" w modesty and EC4572-84 order 54" w modesty; see pages 293-295
- shipped KD
- EC4578-90 top size: 78" w x 26/36" d
- EC4572-84 top size: 72" w x 26/36" d
- 10" overhang on approach side from pedestal

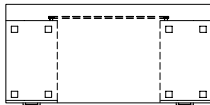
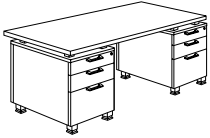
Description	D	W	H	CTN WT	CU FT	① Model	List Price
<b>72" w Desk with Pedestal/Spacer Support</b>	36	72	29	325	32	<b>RD4572</b>	<b>\$4,361</b>



modesty panel ordered separately

- 18" w x 30" d pencil/box/file spacer pedestal
- pedestal front locking
- CPU/toolbox (\$939 list) or CPU/storage pedestal (\$296 list) available in place of pedestal/spacer support, specify when ordering; indicate left or right and add appropriate upcharge
- top grommet available, specify and add \$79 list each; see page 258
- end panel grommet available, specify and add \$79 list each; see page 258
- plinth base in place of telescopic feet, specify and no upcharge
- optional modesty panel available; RD4572 order 42" w modesty; see pages 293-295
- shipped KD

<b>66" w Desk with Pedestal/Spacer Support</b>	30	66	29	285	26	<b>RD4566</b>	<b>\$4,107</b>
--	----	----	----	-----	----	---------------	----------------



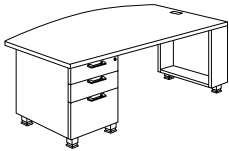
modesty panel ordered separately

- 18" w x 26" d pencil/box/file spacer pedestal
- pedestal front locking
- CPU/toolbox (\$939 list) or CPU/storage pedestal (\$296 list) available in place of pedestal/spacer support, specify when ordering; indicate left or right and add appropriate upcharge
- top grommet available, specify and add \$79 list each; see page 258
- end panel grommet available, specify and add \$79 list each; see page 258
- plinth base in place of telescopic feet, specify and no upcharge
- optional modesty panel available; RD4566 order 36" w modesty; see pages 293-295
- shipped KD

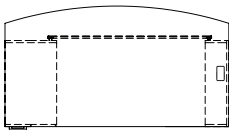
**To Order, Specify:**

- ① Model Number
- ② Wood Species on Top/Chassis - Cherry (CH1), Makore (MK2), Maple (MA1), Walnut (WA1) or Anegre Premium (AN5) (see page 255)
- ③ Finish Color for Top/Chassis (see page 255)
- ④ Finish Color for Drawer Fronts
  - a.) Same as Top
  - b.) Paint Color (see page 255)

Description	D	W	H	CTN WT	CU FT	① Model	List Price
Bow Front Desk with Pedestal Support	42	78	29	259	26	BSP4578R	\$5,040
	42	78	29	259	26	BSP4578L	\$5,040
	42	72	29	251	25	BSP4572R	\$4,690
	42	72	29	251	25	BSP4572L	\$4,690
	42	66	29	242	23	BSP4566R	\$4,333
	42	66	29	242	23	BSP4566L	\$4,333



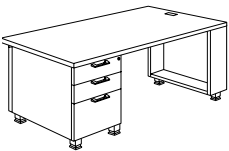
left shown




modesty panel ordered separately

- 9"d x 30"w support end
- 18"d x 30"w box/box/file pedestal
- pedestal front locking
- desk access support end available, specify and add \$669 in place of a support end
- top grommet centered over support end
- end panel grommet available, specify and add \$79 list each; see page 258
- plinth base in place of telescopic feet, specify and no upcharge
- optional modesty panel available, BSP4578 order 57"w modesty, BSP4572 order 51"w modesty and BSP4566 order 45"w modesty; see pages 293-295
- BSP4578 top size: 78"w x 42/36"d
- BSP4572 top size: 72"w x 42/36"d
- BSP4566 top size: 66"w x 42/36"d
- 12" overhang on approach side from pedestal

Description	D	W	H	CTN WT	CU FT	Model	List Price
Desk with Pedestal Support	36	78	29	244	24	SP4578R	\$4,325
	36	78	29	244	24	SP4578L	\$4,325
	36	72	29	237	24	SP4572R	\$4,028
	36	72	29	237	24	SP4572L	\$4,028
	36	66	29	230	23	SP4566R	\$3,737
	36	66	29	230	23	SP4566L	\$3,737



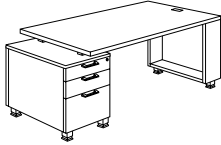
left shown



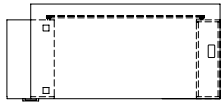
modesty panel ordered separately

- 9"d x 30"w support end
- 18"d x 30"w box/box/file pedestal
- pedestal front locking
- desk access support end available, specify and add \$669 in place of a support end
- top grommet centered over support end
- end panel grommet available, specify and add \$79 list each; see page 258
- plinth base in place of telescopic feet, specify and no upcharge
- optional modesty panel available, SP4578 order 57"w modesty, SP4572 order 51"w modesty and SP4566 order 45"w modesty; see pages 293-295
- 6" overhang on approach side from pedestal

Description	D	W	H	CTN WT	CU FT	① Model	List Price
36"d Desk with Pedestal/Spacer Support	36	81	29	237	25	SP4572-81R	\$4,070
	36	81	29	237	25	SP4572-81L	\$4,070



left shown



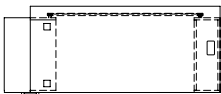
modesty panel ordered separately

- 9"d x 30"w support end
- 18"d x 30"w pencil/box/file spacer pedestal
- pedestal front locking
- desk access support end available, specify and add \$669 list in place of a support end
- CPU/toolbox pedestal (\$939 list) or CPU/storage pedestal (\$296 list) in place of a pencil/box/file spacer support, specify when ordering and add appropriate upcharge
- top grommet centered over support end
- end panel grommet available, specify and add \$79 list each; see page 258
- plinth base in place of telescopic feet, specify and no upcharge
- optional modesty panel available order 60"w modesty; see pages 293-295
- top size: 72"w x 36"d
- 6" overhang on approach side from pedestal

30"d Desk with Pedestal/Spacer Support	30	75	29	205	22	SP4566-75-30R	\$3,599
	30	75	29	205	22	SP4566-75-30L	\$3,599



left shown



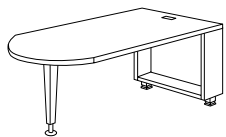
modesty panel ordered separately

- 9"d x 26"w support end
- 18"d x 26"w pencil/box/file spacer pedestal
- pedestal front locking
- desk access support end available, specify and add \$548 list in place of a support end
- CPU/toolbox pedestal (\$939 list) or CPU/storage pedestal (\$296 list) in place of a pencil/box/file spacer pedestal, specify when ordering and add appropriate upcharge
- top grommet centered over support end ▲
- end panel grommet available, specify and add \$79 list each; see page 258
- plinth base in place of telescopic feet, specify and no upcharge
- optional modesty panel available order 54"w modesty; see pages 293-295
- top size: 66"w x 30"d
- 4" overhang on approach side from pedestal

**To Order, Specify:**

- ① Model Number
- ② Wood Species on Top/Chassis - Cherry (CH1), Makore (MK2), Maple (MA1), Walnut (WA1) or Anegre Premium (AN5) (see page 255)
- ③ Finish Color for Top/Chassis (see page 255)
- ④ Finish Color for Drawer Fronts
  - a.) Same as Top
  - b.) Paint Color (see page 255)

Description	D	W	H	CTN WT	CU FT	① Model	List Price
<b>36"d Arc End Desk with Leg Support</b>	36	78	29	130	13	<b>AED4578R</b>	<b>\$3,474</b>
	36	78	29	130	13	<b>AED4578L</b>	<b>\$3,474</b>
	36	72	29	123	13	<b>AED4572R</b>	<b>\$3,114</b>
	36	72	29	123	13	<b>AED4572L</b>	<b>\$3,114</b>



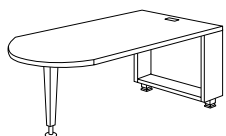
left shown



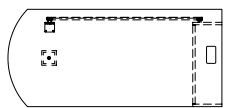
modesty panel ordered separately

- must be used with a bridge or credenza
- 9"d x 30"w support end
- desk access support end available, specify and add \$669 list in place of a support end
- ellipse support column (\$731 list) or rectangular support column (\$191 list) available in place of leg support, specify and add appropriate upcharge when ordering
- top grommet centered over support end
- plinth base in place of telescopic feet on support end, specify and no upcharge
- optional modesty panel available, AED4578 order 60"w modesty and AED4572 order 54"w modesty; see pages 293-295
- AED4578 top size: 78"w x 36"d
- AED4572 top size: 72"w x 36"d
- 6" overhang on approach side from pedestal

<b>30"d Arc End Desk with Leg Support</b>	30	66	29	101	11	<b>AED4566-30R</b>	<b>\$2,514</b>
	30	66	29	101	11	<b>AED4566-30L</b>	<b>\$2,514</b>
	30	60	29	95	11	<b>AED4560-30R</b>	<b>\$2,306</b>
	30	60	29	95	11	<b>AED4560-30L</b>	<b>\$2,306</b>



left shown



modesty panel ordered separately

- must be used with a bridge or credenza
- 9"d x 26"w support end
- desk access support end available, specify and add \$548 list in place of a support end
- ellipse support column (\$731 list) or rectangular support column (\$191 list) available in place of leg support, specify and add appropriate upcharge when ordering
- top grommet centered over support end
- plinth base in place of telescopic feet on support end, specify and no upcharge
- optional modesty panel available, AED4566-30 order 48"w modesty and AED4560-30 order 42"w modesty; see pages 293-295
- AED4566-30 top size: 66"w x 30"d
- AED4560-30 top size: 60"w x 30"d
- 4" overhang on approach side from pedestal

<b>Wedge Top Desk with Leg Support</b>	36	78	29	111	13	<b>WD4578R</b>	<b>\$2,934</b>
	36	78	29	111	13	<b>WD4578L</b>	<b>\$2,934</b>
	36	72	29	106	13	<b>WD4572R</b>	<b>\$2,695</b>
	36	72	29	106	13	<b>WD4572L</b>	<b>\$2,695</b>



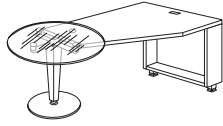
left shown



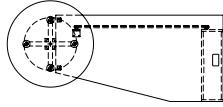
modesty panel ordered separately

- must be used with a bridge or credenza
- 9"d x 30"w support end
- desk access support end available, specify and add \$669 list in place of a support end
- ellipse support column (\$731 list) or rectangular support column (\$191 list) available in place of leg support, specify and add appropriate upcharge when ordering
- top grommet centered over support end
- plinth base in place of telescopic feet on support end, specify and no upcharge
- optional modesty panel available, WD4578 order 63"w modesty and WD4572 order 57"w modesty; see pages 293-295
- 24" connecting side
- WD4578 top size: 78"w x 36/28"d
- WD4572 top size: 72"w x 36/28"d
- 6" overhang on approach side from pedestal

Description	D	W	H	CTN WT	CU FT	① Model	List Price
Wedge Top Desk with Glass Ender	36	90	29	213	32	SWD4570-GR36R	\$4,967
	36	90	29	213	32	SWD4570-GR36L	\$4,967



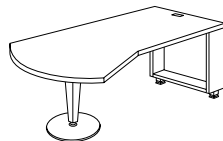
left shown



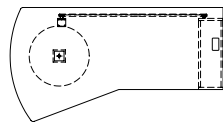
modesty panel ordered separately

- must be used with a bridge or credenza
- 9"d x 30"w support end
- 36" diameter tempered frosted glass ender with acid etch on underside ▲
- desk access support end available, specify and add \$669 list in place of a support end
- column disc support provides 1 1/2" leveling adjustment
- top grommet centered over support end
- column disc support is silver powder coated aluminum; column is veneer
- plinth base in place of telescopic feet on support end, specify and no upcharge
- optional modesty panel available order 57"w modesty; see pages 293-295
- 24" connecting side
- top size: 90"w x 36/24"d
- wood top size: 69 3/4"w x 36/24"d
- 6" overhang on approach side from pedestal

Wing Top Desk with Column Disc Support	42	78	29	183	15	SWDG4578-30-42R	\$3,607
	42	78	29	183	15	SWDG4578-30-42L	\$3,607



left shown



modesty panel ordered separately

- must be used with a bridge or credenza
- 9"d x 26"w support end
- desk access support end available, specify and add \$548 list in place of a support end
- column disc support provides 1 1/2" leveling adjustment
- top grommet centered over support end
- column disc support is silver powder coated aluminum; column is veneer
- plinth base in place of telescopic feet on support end, specify and no upcharge
- optional modesty panel available order 54"w modesty; see pages 293-295
- 24" connecting side
- top size: 78"w x 30/42"d
- 4" overhang on approach side from pedestal

**To Order, Specify:**

- ① Model Number
- ② Wood Species on Top/Chassis - Cherry (CH1), Makore (MK2), Maple (MA1), Walnut (WA1) or Anegre Premium (AN5) (see page 255)
- ③ Finish Color for Top/Chassis (see page 255)

Description	D	W	H	CTN WT	CU FT	① Model	List Price
36"d Run-Off Desk with Pedestal/Spacer Support	36	66	29	187	17	RRP4557-66R	\$3,650
	36	66	29	187	17	RRP4557-66L	\$3,650
	36	60	29	180	17	RRP4551-60R	\$3,484
	36	60	29	180	17	RRP4551-60L	\$3,484
	36	54	29	173	16	RRP4545-54R	\$3,330
	36	54	29	173	16	RRP4545-54L	\$3,330



left shown



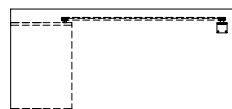
modesty panel ordered separately

- use with modular tops or credenza tops to create L-Shape configurations with side workwalls
- 18"d x 30"w pencil/box/file spacer pedestal
- flat brackets for run-off attachment
- pedestal front locking
- CPU/toolbox (\$939 list) or CPU/storage pedestal (\$296 list) available in place of a pencil/box/file spacer pedestal, specify when ordering and add appropriate upcharge
- top grommet available, specify and add \$79 list each; see page 258
- end panel grommet available, specify and add \$79 list each; see page 258
- plinth base in place of telescopic feet, specify and no upcharge
- optional modesty panel available, RRP4557-66 order 48"w modesty, RRP4551-60 order 42"w modesty and RRP4545-54 order 36"w modesty; see pages 293-295
- shipped KD
- RRP4557-66 top size: 57"w x 36"d
- RRP4551-60 top size: 51"w x 36"d
- RRP4545-54 top size: 45"w x 36"d
- 6" overhang on approach side from pedestal

30"d Run-Off Desk with Pedestal Support	30	66	29	175	16	RSP4566R	\$3,144
	30	66	29	175	16	RSP4566L	\$3,144
	30	60	29	169	15	RSP4560R	\$3,008
	30	60	29	169	15	RSP4560L	\$3,008



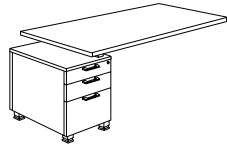
left shown



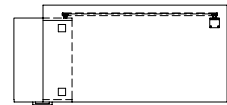
modesty panel ordered separately

- use with modular tops or credenza tops to create L-Shape configurations with side workwalls
- 18"d x 26"w box/box/file spacer pedestal
- flat brackets for run-off attachment
- pedestal front locking
- plinth base in place of telescopic feet, specify and no upcharge
- top grommet available, specify and add \$79 list each; see page 258
- end panel grommet available, specify and add \$79 list each; see page 258
- optional modesty panel available, RSP4566 order 48"w modesty and RSP4560 order 42"w modesty; see pages 293-295
- shipped KD
- 4" overhang on approach side from pedestal

Description	D	W	H	CTN WT	CU FT	① Model	List Price
30" d Run-Off Desk with Pedestal/Spacer Support	30	66	29	166	15	RRP4557-66R-30	\$3,259
	30	66	29	166	15	RRP4557-66L-30	\$3,259
	30	60	29	160	15	RRP4551-60R-30	\$3,121
	30	60	29	160	15	RRP4551-60L-30	\$3,121
	30	54	29	154	14	RRP4545-54R-30	\$2,991
	30	54	29	154	14	RRP4545-54L-30	\$2,991



left shown



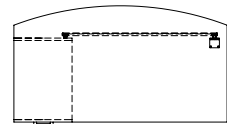
modesty panel ordered separately

- use with modular tops or credenza tops to create L-Shape configurations with side workwalls
- 18" d x 26" w pencil/box/file spacer pedestal
- flat brackets for run-off attachment
- pedestal front locking
- CPU/toolbox (\$939 list) or CPU/storage pedestal (\$296 list) available in place of a pencil/box/file spacer pedestal, specify when ordering and add appropriate upcharge
- top grommet available, specify and add \$79 list each; see page 258
- end panel grommet available, specify and add \$79 list each; see page 258
- plinth base in place of telescopic feet, specify and no upcharge
- optional modesty panel available, RRP4557-66-30 order 48" w modesty, RRP4551-60-30 order 42" w modesty and RRP4545-54-30 order 36" w modesty; see pages 293-295
- shipped KD
- RRP4557-66-30 top size: 57" w x 30" d
- RRP4551-60 -30 top size: 51" w x 30" d
- RRP4545-54-30 top size: 45" w x 30" d
- 4" overhang on approach side from pedestal

Bow Front Run-Off Desk with Pedestal Support	36	66	29	188	16	RBSP4566R	\$3,638
	36	66	29	188	16	RBSP4566L	\$3,638
	36	60	29	181	16	RBSP4560R	\$3,258
	36	60	29	181	16	RBSP4560L	\$3,258



left shown



modesty panel ordered separately

- use with modular tops or credenza tops to create L-Shape configurations with side workwalls
- 18" d x 26" w box/box/file pedestal
- flat brackets for run-off attachment
- pedestal front locking
- top grommet available, specify and add \$79 list each; see page 258
- end panel grommet available, specify and add \$79 list each; see page 258
- plinth base in place of telescopic feet, specify and no upcharge
- optional modesty panel available, RBSP4566 order 48" w modesty and RBSP4560 order 42" w modesty; see pages 293-295
- shipped KD
- RBSP4566 top size: 66" w x 30/36" d
- RBSP4560 top size: 60" w x 30/36" d
- 10" overhang on approach side from pedestal

**To Order, Specify:**

- ① Model Number
- ② Wood Species on Top/Chassis - Cherry (CH1), Makore (MK2), Maple (MA1), Walnut (WA1) or Anegre Premium (AN5) (see page 255)
- ③ Finish Color for Top/Chassis (see page 255)
- ④ Finish Color for Drawer Fronts
  - a.) Same as Top
  - b.) Paint Color (see page 255)

**Product Modifications:**

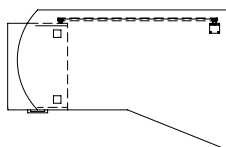
Pedestal Change - see page 256



Description	D	W	H	CTN WT	CU FT	① Model	List Price
42"d Arc End Run-Off Corner Desk with Pedestal/Spacer Support	42	66	29	191	17	RACP4566R	\$3,623
	42	66	29	191	17	RACP4566L	\$3,623
	42	60	29	180	16	RACP4560R	\$3,478
	42	60	29	180	16	RACP4560L	\$3,478



left shown



modesty panel ordered separately

- use with modular tops or credenza tops to create L-Shape configurations with side workwalls
- 18"d x 26"w pencil/box/file spacer pedestal
- flat brackets for run-off attachment
- pedestal front locking
- CPU/toolbox (\$939 list) or CPU/storage pedestal (\$296 list) available in place of a pencil/box/file spacer pedestal, specify when ordering and add appropriate upcharge
- top grommet available, specify and add \$79 list each; see page 258
- end panel grommet available, specify and add \$79 list each; see page 258
- plinth base in place of telescopic feet, specify and no upcharge
- optional modesty panel available, RACP4566 order 48"w modesty and RACP4560 order 42"w modesty; see pages 293-295
- shipped KD
- RACP4566 top size: 63"w x 30/42"d
- RACP4560 top size: 57"w x 30/42"d
- 4" overhang on approach side from pedestal

36"d Arc End Run-Off Desk with Pedestal/Spacer Support	36	66	29	194	17	RAP4563-66R	\$3,775
	36	66	29	194	17	RAP4563-66L	\$3,775
	36	60	29	187	17	RAP4557-60R	\$3,605
	36	60	29	187	17	RAP4557-60L	\$3,605
	36	54	29	180	16	RAP4551-54R	\$3,435
	36	54	29	180	16	RAP4551-54L	\$3,435



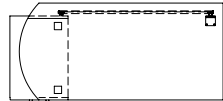
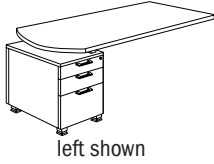
left shown



modesty panel ordered separately

- use with modular tops or credenza tops to create L-Shape configurations with side workwalls
- 18"d x 30"w pencil/box/file spacer pedestal
- flat brackets for run-off attachment
- pedestal front locking
- CPU/toolbox (\$939 list) or CPU/storage pedestal (\$296 list) available in place of a pencil/box/file spacer pedestal, specify when ordering and add appropriate upcharge
- top grommet available, specify and add \$79 list each; see page 258
- end panel grommet available, specify and add \$79 list each; see page 258
- plinth base in place of telescopic feet, specify and no upcharge
- optional modesty panel available, RAP4563-66 order 48"w modesty, RAP4557-60 order 42"w modesty and RAP4551-54 order 36"w modesty; see pages 293-295
- shipped KD
- RAP4563-66 top size: 63"w x 36"d
- RAP4557-60 top size: 57"w x 36"d
- RAP4551-54 top size: 51"w x 36"d
- 6" overhang on approach side from pedestal

Description	D	W	H	CTN WT	CU FT	① Model	List Price
30" d Arc End Run-Off Desk with Pedestal/Spacer Support	30	66	29	173	16	RAP4563-66R-30	\$3,369
	30	66	29	173	16	RAP4563-66L-30	\$3,369
	30	60	29	166	16	RAP4557-60R-30	\$3,224
	30	60	29	166	16	RAP4557-60L-30	\$3,224
	30	54	29	160	15	RAP4551-54R-30	\$3,081
	30	54	29	160	15	RAP4551-54L-30	\$3,081



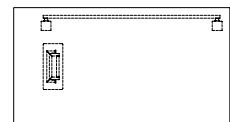
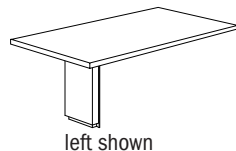
modesty panel ordered separately

- use with modular tops or credenza tops to create L-Shape configurations with side workwalls
- 18" d x 26" w pencil/box/file spacer pedestal
- flat brackets for run-off attachment
- pedestal front locking
- CPU/toolbox (\$939 list) or CPU/storage pedestal (\$296 list) available in place of a pencil/box/file spacer pedestal, specify when ordering and add appropriate upcharge
- top grommet available, specify and add \$79 list each; see page 258
- end panel grommet available, specify and add \$79 list each; see page 258
- plinth base in place of telescopic feet, specify and no upcharge
- optional modesty panel available, RAP4563-66-30 order 48" w modesty, RAP4557-60-30 order 42" w modesty and RAP4551-54-30 order 36" w modesty; see pages 293-295
- shipped KD
- RAP4563-66-30 top size: 63" w x 30" d
- RAP4557-60-30 top size: 57" w x 30" d
- RAP4551-54-30 top size: 51" w x 30" d
- 4" overhang on approach side from pedestal

**To Order, Specify:**

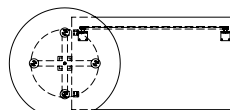
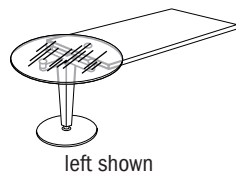
- ① Model Number
- ② Wood Species on Top/Chassis - Cherry (CH1), Makore (MK2), Maple (MA1), Walnut (WA1) or Anegre Premium (AN5)
- ③ Finish Color for Top/Chassis (see page 255)
- ④ Finish Color for Drawer Fronts
  - a.) Same as Top
  - b.) Paint Color (see page 255)

Description	D	W	H	CTN WT	CU FT	① Model	List Price
36" d Run-Off Desk with Rectangular Support Column	36	66	29	101	7	RRL4566R	\$2,209
	36	66	29	101	7	RRL4566L	\$2,209
	36	60	29	94	7	RRL4560R	\$2,039
	36	60	29	94	7	RRL4560L	\$2,039
	36	54	29	86	6	RRL4554R	\$1,866
	36	54	29	86	6	RRL4554L	\$1,866




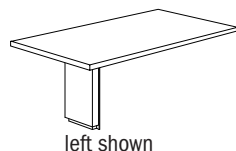
- use with modular tops or credenza tops to create L-Shape configurations with side workwalls
- flat brackets for run-off attachment
- ellipse support column (\$731 list) or leg support (no upcharge) available in place of rectangular support column, specify and add appropriate upcharge when ordering
- top grommet available, specify and add \$79 list each; see page 258
- optional modesty panel available, RRL4566 order 54" w modesty, RRL4560 order 48" w modesty and RRL4554 order 42" w modesty; see pages 293-295
- shipped KD

36" d Run-Off Desk with Glass Ender	36	72	29	157	22	RR4552-GR36R	\$4,401
	36	72	29	157	22	RR4552-GR36L	\$4,401
	36	66	29	150	21	RR4546-GR36R	\$4,142
	36	66	29	150	21	RR4546-GR36L	\$4,142



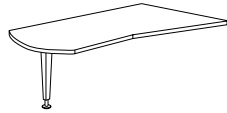
- use with modular tops or credenza tops to create L-Shape configurations with side workwalls
- 36" diameter tempered frosted glass ender with acid etch on underside ▲
- column disc base is silver powder coated aluminum; column is veneer
- flat brackets for run-off attachment
- column base provides 1 1/2" leveling adjustment
- top grommet available, specify and add \$79 list each; see page 258
- optional modesty panel available, RR4552-GR36 order 48" w modesty and RR4546-GR36 order 42" w modesty; see pages 293-295
- shipped KD
- RR4552-GR36 top size: 72" w x 30/36" d
- RR4552-GR36 wood top size: 51 3/4" w x 30/36" d
- RR4546-GR36 top size: 66" w x 30/36" d
- RR4546-GR36 wood top size: 45 3/4" w x 30/36" d

30" d Run-Off Desk with Rectangular Support Column	30	66	29	88	7	RRL4566R-30	\$1,824
	30	66	29	88	7	RRL4566L-30	\$1,824
	30	60	29	82	7	RRL4560R-30	\$1,720
	30	60	29	82	7	RRL4560L-30	\$1,720
	30	54	29	76	6	RRL4554R-30	\$1,611
	30	54	29	76	6	RRL4554L-30	\$1,611

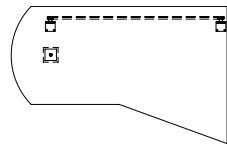


- use with modular tops or credenza tops to create L-Shape configurations with side workwalls
- flat brackets for run-off attachment
- ellipse support column (\$731 list) or leg support (no upcharge) available in place of rectangular support column, specify and add appropriate upcharge when ordering
- top grommet available, specify and add \$79 list each; see page 258
- optional modesty panel available, RRL4566-30 order 54" w modesty, RRL4560-30 order 48" w modesty and RRL4554-30 order 42" w modesty; see pages 293-295
- shipped KD

Description	D	W	H	CTN WT	CU FT	① Model	List Price
42"d Arc End Run-Off Corner Desk with Leg Support	42	66	29	96	9	RAC4566R	\$2,027
	42	66	29	96	9	RAC4566L	\$2,027
	42	60	29	88	8	RAC4560R	\$1,922
	42	60	29	88	8	RAC4560L	\$1,922



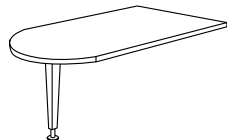
left shown



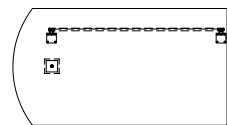
modesty panel ordered separately

- use with modular tops or credenza tops to create L-Shape configurations with side workwalls
- flat brackets for run-off attachment
- ellipse support column (\$731 list) or rectangular support column (\$191 list) available in place of leg support, specify and add appropriate upcharge when ordering
- top grommet available, specify and add \$79 list each; see page 258
- optional modesty panel available, RAC4566 order 54"w modesty and RAC4560 order 48"w modesty; see pages 293-295
- column base provides 1 1/2" leveling adjustment
- RAC4566 top size: 66"w x 30/42"d
- RAC4560 top size: 60"w x 30/42"d

36"d Arc End Run-Off Desk with Leg Support	36	66	29	84	7	RAL4566R	\$2,156
	36	66	29	84	7	RAL4566L	\$2,156
	36	60	29	77	7	RAL4560R	\$1,988
	36	60	29	77	7	RAL4560L	\$1,988
	36	54	29	69	6	RAL4554R	\$1,819
	36	54	29	69	6	RAL4554L	\$1,819



left shown



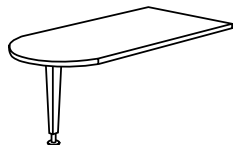
modesty panel ordered separately

- use with modular tops or credenza tops to create L-Shape configurations with side workwalls
- flat brackets for run-off attachment
- ellipse support column (\$731 list) or rectangular support column (\$191 list) available in place of leg support, specify and add appropriate upcharge when ordering
- top grommet available, specify and add \$79 list each; see page 258
- optional modesty panel available, RAL4566 order 54"w modesty, RAL4560 order 48"w modesty and RAL4554 order 42"w modesty; see pages 293-295
- column base provides 1 1/2" leveling adjustment


**To Order, Specify:**

- ① Model Number
- ② Wood Species on Top/Chassis/Base (Plinth) - Cherry (CH1), Makore (MK2), Maple (MA1), Walnut (WA1) or Anegre Premium (AN5) (see page 255)
- ③ Finish Color for Top/Chassis/Base (Plinth) (see page 255)
- ④ Finish Color for Leg or Column Disc Support (leg always veneer)
  - a.) Same as Top
  - b.) Paint Color (see page 255)

Description	D	W	H	CTN WT	CU FT	① Model	List Price
30"d Arc End Run-Off Desk with Leg Support	30	66	29	71	6	RAL4566R-30	\$1,773
	30	66	29	71	6	RAL4566L-30	\$1,773
	30	60	29	65	6	RAL4560R-30	\$1,669
	30	60	29	65	6	RAL4560L-30	\$1,669
	30	54	29	59	5	RAL4554R-30	\$1,564
	30	54	29	59	5	RAL4554L-30	\$1,564



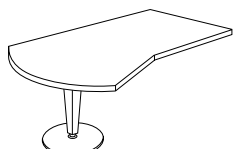
left shown



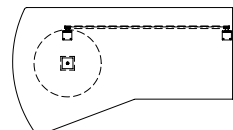
modesty panel ordered separately

- use with modular tops or credenza tops to create L-Shape configurations with side workwalls
- flat brackets for run-off attachment
- ellipse support column (\$731 list) or rectangular support column (\$191 list) available in place of leg support, specify and add appropriate upcharge when ordering
- top grommet available, specify and add \$79 list each; see page 258
- optional modesty panel available, RAL4566 order 54"w modesty, RAL4560 order 48"w modesty and RAL4554 order 42"w modesty; see pages 293-295
- column base provides 1 1/2" leveling adjustment

Wing Top Run-Off Desk with Column Disc Support	42	72	29	123	22	RWGC4572R	\$3,187
	42	72	29	123	22	RWGC4572L	\$3,187
	42	66	29	118	21	RWGC4566R	\$2,921
	42	66	29	118	21	RWGC4566L	\$2,921

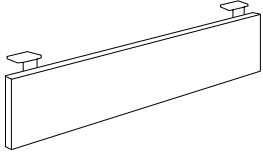


left shown

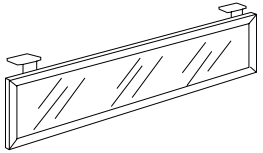


modesty panel ordered separately

- use with modular tops or credenza tops to create L-Shape configurations with side workwalls
- flat brackets for run-off attachment
- column disc base is silver powder coated aluminum; column is veneer
- top grommet available, specify and add \$79 list each; see page 258
- optional modesty panel available, RWGC4572 order 54"w modesty and RWGC4566 order 48"w modesty; see pages 293-295
- column base provides 1 1/2" leveling adjustment
- RWGC4572 top size: 72"w x 30/42"d
- RWGC4566 top size: 66"w x 30/42"d

Description	D	W	H	CTN WT	CU FT	① Model	List Price
<b>Worksurface Suspended Wood Modesty Panel for Run-Off Desk</b> 	7/8	66	11	21	2	MPQ4566-WM	\$689
	7/8	63	11	21	2	MPQ4563-WM	\$683
	7/8	60	11	20	1	MPQ4560-WM	\$638
	7/8	57	11	19	1	MPQ4557-WM	\$609
	7/8	54	11	19	1	MPQ4554-WM	\$585
	7/8	51	11	18	1	MPQ4551-WM	\$560
	7/8	48	11	16	1	MPQ4548-WM	\$534
	7/8	42	11	16	1	MPQ4542-WM	\$487
	7/8	36	11	14	1	MPQ4536-WM	\$448

- use on run-off desk with column disc or leg support
- mount to underside of desk top
- short grain veneer direction
- finished both sides
- unhandled
- field installed
- mounting brackets included

<b>Worksurface Suspended Glass Modesty Panel for Run-Off Desk</b> 	7/8	66	11	21	2	MPQ4566-WM-G	\$885
	7/8	63	11	21	2	MPQ4563-WM-G	\$849
	7/8	60	11	20	1	MPQ4560-WM-G	\$817
	7/8	57	11	19	1	MPQ4557-WM-G	\$785
	7/8	54	11	19	1	MPQ4554-WM-G	\$749
	7/8	51	11	18	1	MPQ4551-WM-G	\$716
	7/8	48	11	16	1	MPQ4548-WM-G	\$681
	7/8	42	11	16	1	MPQ4542-WM-G	\$617
	7/8	36	11	14	1	MPQ4536-WM-G	\$569

- use on run-off desk with column disc or leg support
- mount to underside of desk top
- anodized aluminum frame
- unhandled
- field installed
- mounting brackets included

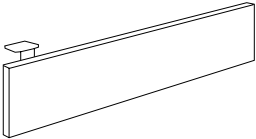
**To Order, Specify:**

**Desk**

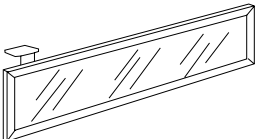
- ① Model Number
- ② Wood Species on Top/Chassis - Cherry (CH1), Makore (MK2), Maple (MA1), Walnut (WA1) or Anegre Premium (AN5) (see page 255)
- ③ Finish Color for Top/Chassis (see page 255)
- ④ Finish Color for Leg or Column Disc Support (leg always veneer)
  - a.) Same as Top
  - b.) Paint Color (see page 255)

**Modesty Panel**

- ① Model Number
- ② Wood Species - Cherry (CH1), Makore (MK2), Maple (MA1), Walnut (WA1) or Anegre Premium (AN5) (see page 255)
- ③ Finish Color (see page 255)
- ④ Glass Option (see page 259) ▲

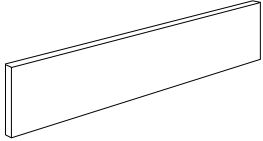
Description	D	W	H	CTN WT	CU FT	① Model	List Price
Pedestal/Worksurface Mount Wood Modesty Panel  	7/8	66	11	18	2	MPQ4566-PWM	\$682
	7/8	63	11	18	2	MPQ4563-PWM	\$678
	7/8	60	11	17	1	MPQ4560-PWM	\$630
	7/8	57	11	16	1	MPQ4557-PWM	\$603
	7/8	54	11	15	1	MPQ4554-PWM	\$577
	7/8	51	11	15	1	MPQ4551-PWM	\$554
	7/8	48	11	13	1	MPQ4548-PWM	\$529
	7/8	42	11	13	1	MPQ4542-PWM	\$480
	7/8	36	11	11	1	MPQ4536-PWM	\$441

- one side mounts to top
- one side mounts to pedestal back panel or pedestal support
- short grain veneer direction
- finished both sides
- unhandled
- field installed
- mounting brackets included

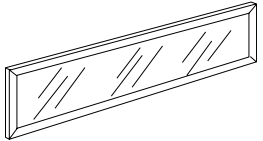
Pedestal/Worksurface Mount Glass Modesty Panel  	7/8	66	11	18	2	MPQ4566-PWM-G	\$879
	7/8	63	11	18	2	MPQ4563-PWM-G	\$843
	7/8	60	11	17	1	MPQ4560-PWM-G	\$812
	7/8	57	11	16	1	MPQ4557-PWM-G	\$775
	7/8	54	11	15	1	MPQ4554-PWM-G	\$743
	7/8	51	11	15	1	MPQ4551-PWM-G	\$709
	7/8	48	11	13	1	MPQ4548-PWM-G	\$676
	7/8	42	11	13	1	MPQ4542-PWM-G	\$608
	7/8	36	11	11	1	MPQ4536-PWM-G	\$563

- one side mounts to top
- one side mounts to pedestal back panel or pedestal support
- anodized aluminum frame
- unhandled
- field installed
- mounting brackets included

COLLECTIVE OFFICE

Description	D	W	H	CTN WT	CU FT	① Model	List Price
Pedestal Mount Wood Modesty Panel 	7/8	66	11	15	2	MPQ4566-PM	\$674
	7/8	63	11	15	2	MPQ4563-PM	\$671
	7/8	60	11	14	1	MPQ4560-PM	\$624
	7/8	57	11	13	1	MPQ4557-PM	\$598
	7/8	54	11	12	1	MPQ4554-PM	\$571
	7/8	51	11	12	1	MPQ4551-PM	\$548
	7/8	48	11	11	1	MPQ4548-PM	\$523
	7/8	45	11	11	1	MPQ4545-PM	\$497
	7/8	42	11	10	1	MPQ4542-PM	\$474
	7/8	36	11	8	1	MPQ4536-PM	\$436

- use with double pedestal desk or single pedestal desk with pedestal support
- mount to pedestal back panels or pedestal support
- short grain veneer direction
- finished both sides
- unhande
- field installed
- mounting brackets included

Pedestal Mount Glass Modesty Panel 	7/8	66	11	15	2	MPQ4566-PM-G	\$885
	7/8	63	11	15	2	MPQ4563-PM-G	\$836
	7/8	60	11	14	1	MPQ4560-PM-G	\$807
	7/8	57	11	13	1	MPQ4557-PM-G	\$785
	7/8	54	11	12	1	MPQ4554-PM-G	\$737
	7/8	51	11	12	1	MPQ4551-PM-G	\$703
	7/8	48	11	11	1	MPQ4548-PM-G	\$669
	7/8	45	11	11	1	MPQ4545-PM-G	\$603
	7/8	42	11	10	1	MPQ4542-PM-G	\$602
	7/8	36	11	8	1	MPQ4536-PM-G	\$557

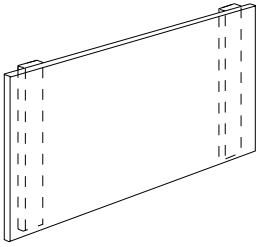
- use with double pedestal desk or single pedestal desk with pedestal support
- mount to pedestal back panels or pedestal support
- anodized aluminum frame
- unhande
- field installed
- mounting brackets included

**To Order, Specify:**

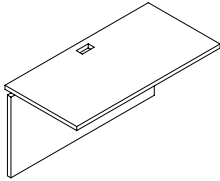
- ① Model Number
- ② Wood Species - Cherry (CH1), Makore (MK2), Maple (MA1), Walnut (WA1) or Anegre Premium (AN5) (see page 255)
- ③ Finish Color (see page 255)
- ④ Glass Option (see page 259)▲



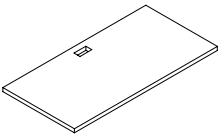
Description	D	W	H	CTN WT	CU FT	① Model	List Price
Full Height Wood Modesty Panel	1 1/2	60	23 3/8	45	3	MPF4560-PM	\$685
	1 1/2	54	23 3/8	41	3	MPF4554-PM	\$509
	1 1/2	48	23 3/8	36	3	MPF4548-PM	\$477
	1 1/2	42	23 3/8	32	2	MPF4542-PM	\$448



- use on double and single pedestal desks
- mount to pedestal back panels
- short grain veneer direction
- finished both sides
- unhandled
- mounting brackets included

Description	D	W	H	CTN WT	CU FT	❶ Model	List Price
<b>Bridge with Modesty Panel</b> 	24	48	29	77	9	EU4548	\$2,224
	24	42	29	68	7	EU4542	\$2,162
	24	36	29	59	6	EU4536	\$2,089
	24	30	29	49	4	EU4530	\$2,032

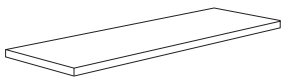
- top short grain veneer direction
- 2" x 4" matte nickel grommet
- flat brackets included

<b>Bridge</b> 	24	48	1 ¾	41	3	EUT4548	\$1,313
	24	42	1 ¾	36	3	EUT4542	\$1,213
	24	36	1 ¾	32	2	EUT4536	\$1,141
	24	30	1 ¾	27	2	EUT4530	\$1,057

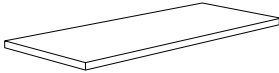
- short grain veneer direction
- 2" x 4" matte nickel grommet
- flat brackets included

**To Order, Specify:**

- ❶ Model Number
- ❷ Wood Species - Cherry (CH1), Makore (MK2), Maple (MA1), Walnut (WA1) or Anegre Premium (AN5)  
(see page 255)
- ❸ Finish Color (see page 255)

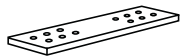
Description	D	W	H	CTN WT	CU FT	① Model	List Price
19 1/2" d Workwall Top 	19 1/2	120	1 1/4	76	6	TUS45120	\$2,163
	19 1/2	114	1 1/4	72	6	TUS45114	\$2,055
	19 1/2	108	1 1/4	69	6	TUS45108	\$1,969
	19 1/2	102	1 1/4	65	5	TUS45102	\$1,861
	19 1/2	96	1 1/4	61	5	TUS4596	\$1,752
	19 1/2	90	1 1/4	57	5	TUS4590	\$1,641
	19 1/2	84	1 1/4	53	5	TUS4584	\$1,273
	19 1/2	78	1 1/4	50	4	TUS4578	\$1,004
	19 1/2	72	1 1/4	46	4	TUS4572	\$935
	19 1/2	66	1 1/4	42	4	TUS4566	\$899
	19 1/2	60	1 1/4	38	3	TUS4560	\$818
	19 1/2	54	1 1/4	34	3	TUS4554	\$653
	19 1/2	48	1 1/4	31	3	TUS4548	\$624
	19 1/2	42	1 1/4	27	2	TUS4542	\$529
	19 1/2	36	1 1/4	23	2	TUS4536	\$465
19 1/2	30	1 1/4	19	2	TUS4530	\$402	

- use with modular storage, pedestals and lateral units, see page 264 for application
- depth allows for 1 1/4" space for wire management

Description	D	W	H	CTN WT	CU FT	① Model	List Price
24" d Modular Top 	24	120	1 ¼	94	8	TU45120	\$2,317
	24	114	1 ¼	89	7	TU45114	\$2,210
	24	108	1 ¼	85	7	TU45108	\$2,120
	24	102	1 ¼	80	7	TU45102	\$2,029
	24	96	1 ¼	75	6	TU4596	\$1,914
	24	90	1 ¼	71	6	TU4590	\$1,804
	24	84	1 ¼	66	5	TU4584	\$1,428
	24	78	1 ¼	61	5	TU4578	\$1,153
	24	72	1 ¼	56	5	TU4572	\$1,076
	24	66	1 ¼	52	4	TU4566	\$1,038
	24	60	1 ¼	47	4	TU4560	\$935
	24	54	1 ¼	42	4	TU4554	\$718
	24	48	1 ¼	38	3	TU4548	\$638
	24	42	1 ¼	33	3	TU4542	\$599
	24	36	1 ¼	28	2	TU4536	\$519
	24	30	1 ¼	24	2	TU4530	\$425
24	18	1 ¼	14	1	TU4518	\$399	

- use with modular storage, pedestals and lateral units, see page 264 for application
- grommet available, specify and add \$79 list each; see page 258

Flat Metal Bracket	3	10	½	2	1	GP9FTB1-0310	\$34
--------------------	---	----	---	---	---	--------------	------

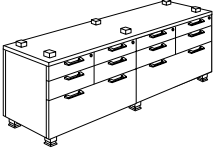


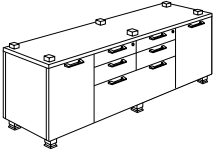
- shipped with screws
- connects tops of the same height
- one required for every 10" of top depth

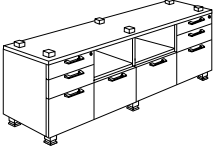
**To Order, Specify:**

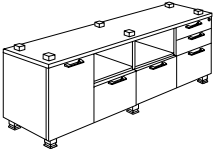
- ① Model Number
- ② Wood Species - Cherry (CH1), Makore (MK2), Maple (MA1), Walnut (WA1) or Anegre Premium (AN5) (see page 255)
- ③ Finish Color (see page 255)

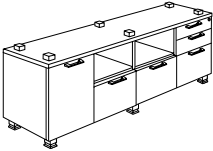
Description	D	W	H	CTN WT	CU FT	① Model	List Price
-------------	---	---	---	--------	-------	---------	------------

<b>72" w Storage Credenza with Spacers</b> 	24	72	27 3/4	350	34	<b>CRS4572-PBLF</b>	<b>\$6,468</b>
	<ul style="list-style-type: none"> <li>· 4 pencil/box drawers</li> <li>· 2 lateral files, 36" w</li> <li>· pedestal front locking</li> <li>· reinforced lateral file drawer bottom</li> <li>· end panel grommet available, specify and add \$79 list each; see page 258</li> <li>· plinth base in place of telescopic feet, specify and no upcharge</li> <li>· credenza lamp left or right available, specify and add \$346 each (side grommet included)</li> </ul> <p>note: spacers shown here for suggested placement when top aligns with case end; spacers shipped with unit for field installation</p>						

<b>72" w Storage Credenza with Spacers</b> 	24	72	27 3/4	335	34	<b>CRS4572-HD-PBFL</b>	<b>\$6,116</b>
	<ul style="list-style-type: none"> <li>· 2 pencil/box drawers</li> <li>· 1 lateral file, 36" w</li> <li>· 2 hinged door compartments with one adjustable shelf</li> <li>· pedestal front locking</li> <li>· reinforced lateral file drawer bottom</li> <li>· locking doors available, specify and add \$210 list</li> <li>· end panel grommet available, specify and add \$79 list each; see page 258</li> <li>· plinth base in place of telescopic feet, specify and no upcharge</li> <li>· credenza lamp left or right available, specify and add \$346 each (side grommet included)</li> </ul> <p>note: spacers shown here for suggested placement when top aligns with case end; spacers shipped with unit for field installation</p>						

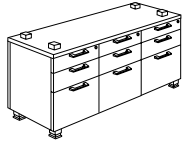
<b>72" w Storage Credenza with Open Storage and Spacers</b> 	24	72	27 3/4	350	34	<b>CRS4572-PBF-EQ</b>	<b>\$5,535</b>
	<ul style="list-style-type: none"> <li>· 2 pencil/box drawers</li> <li>· 4 file drawers, 18" w</li> <li>· 2 open equipment storage compartments</li> <li>· pedestal front locking</li> <li>· cut-out in open equipment storage</li> <li>· end panel grommet available, specify and add \$79 list each; see page 258</li> <li>· plinth base in place of telescopic feet, specify and no upcharge</li> <li>· credenza lamp left or right available, specify and add \$346 each (side grommet included)</li> <li>· equipment storage opening: 16 3/4" w x 10" h</li> </ul> <p>note: spacers shown here for suggested placement when top aligns with case end; spacers shipped with unit for field installation</p>						

<b>72" w Storage Credenza with Open Storage and Spacers</b> 	24	72	27 3/4	327	34	<b>CRS4572-HD-R-PR</b>	<b>\$5,474</b>
	24	72	27 3/4	327	34	<b>CRS4572-HD-L-PR</b>	<b>\$5,474</b>

 left shown	<ul style="list-style-type: none"> <li>· 1 pencil/box drawers</li> <li>· 3 file drawers, 18" w</li> <li>· 2 open equipment storage compartments</li> <li>· 1 hinged door compartment with one adjustable shelf</li> <li>· hinged door determines left or right</li> <li>· pedestal front locking</li> <li>· locking door available, specify and add \$105 list</li> <li>· cut-out in open equipment storage</li> <li>· end panel grommet available, specify and add \$79 list each; see page 258</li> <li>· plinth base in place of telescopic feet, specify and no upcharge</li> <li>· credenza lamp left or right available, specify and add \$346 each (side grommet included)</li> <li>· equipment storage opening: 16 3/4" w x 10" h</li> </ul> <p>note: spacers shown here for suggested placement when top aligns with case end; spacers shipped with unit for field installation</p>						
--	--	--	--	--	--	--	--

COLLECTIVE OFFICE

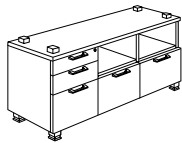
Description	D	W	H	CTN WT	CU FT	① Model	List Price
<b>54" w Storage Credenza with Spacers</b>	24	54	27 ¾	262	26	<b>CRS4554-PBF</b>	<b>\$4,815</b>



- 3 pencil/box drawers
- 3 file drawers, 18" w
- pedestal front locking
- end panel grommet available, specify and add \$79 list each; see page 258
- plinth base in place of telescopic feet, specify and no upcharge
- credenza lamp left or right available, specify and add \$346 each (side grommet included)

note: spacers shown here for suggested placement when top aligns with case end; spacers shipped with unit for field installation

<b>54" w Storage Credenza with Open Storage and Spacers</b>	24	54	27 ¾	262	26	<b>CRS4554-PBF-R-EQ</b>	<b>\$4,140</b>
	24	54	27 ¾	262	26	<b>CRS4554-PBF-L-EQ</b>	<b>\$4,140</b>

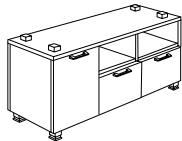


left shown

- 1 pencil/box drawer
- 3 file drawers, 18" w
- 2 open equipment storage compartments
- pencil/box/file determines left or right
- pedestal front locking
- cut-out in open equipment storage
- end panel grommet available, specify and add \$79 list each; see page 258
- plinth base in place of telescopic feet, specify and no upcharge
- credenza lamp left or right available, specify and add \$346 each (side grommet included)
- equipment storage opening: 16 ¾" w x 10" h

note: spacers shown here for suggested placement when top aligns with case end; spacers shipped with unit for field installation

<b>54" w Storage Credenza with Open Storage and Spacers</b>	24	54	27 ¾	245	26	<b>CRS4554-HD-R-EQ</b>	<b>\$4,080</b>
	24	54	27 ¾	245	26	<b>CRS4554-HD-L-EQ</b>	<b>\$4,080</b>



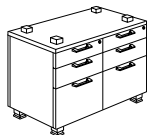
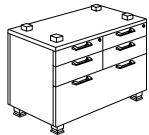
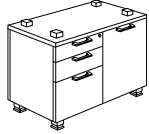
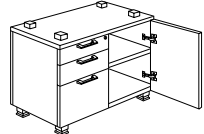
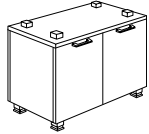
left shown

- 2 file drawers, 18" w
- 2 open equipment storage compartments
- 1 hinged door compartment with one adjustable shelf
- hinged door determines left or right
- pedestal front locking
- locking door available, specify and add \$105 list
- cut-out in open equipment storage
- end panel grommet available, specify and add \$79 list each; see page 258
- plinth base in place of telescopic feet, specify and no upcharge
- credenza lamp left or right available, specify and add \$346 each (side grommet included)
- equipment storage opening: 16 ¾" w x 10" h

note: spacers shown here for suggested placement when top aligns with case end; spacers shipped with unit for field installation

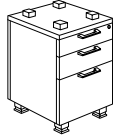
**To Order, Specify:**

- ① Model Number
- ② Wood Species on Top/Chassis - Cherry (CH1), Makore (MK2), Maple (MA1), Walnut (WA1) or Anegre Premium (AN5) (see page 255)
- ③ Finish Color for Top/Chassis (see page 255)
- ④ Finish Color for Door/Drawer Fronts
  - a.) Same as Top
  - b.) Paint Color (see page 255)

Description	D	W	H	CTN WT	CU FT	① Model	List Price
<b>36" w Storage Credenza with Spacers</b>  <ul style="list-style-type: none"> <li>· 2 pencil/box drawers</li> <li>· 2 file drawers, 18" w</li> <li>· pedestal front locking</li> <li>· end panel grommet available, specify and add \$79 list each; see page 258</li> <li>· plinth base in place of telescopic feet, specify and no upcharge</li> <li>· credenza lamp left or right available, specify and add \$346 each (side grommet included)</li> </ul> <p>note: spacers shown here for suggested placement when top aligns with case end; spacers shipped with unit</p>	24	36	27 3/4	226	18	PS4536-PBF	\$1,962
<b>36" w Storage Credenza with Spacers</b>  <ul style="list-style-type: none"> <li>· 2 pencil/box drawers</li> <li>· 1 lateral file, 36" w</li> <li>· pedestal front locking</li> <li>· reinforced lateral file drawer bottom</li> <li>· end panel grommet available, specify and add \$79 list each; see page 258</li> <li>· plinth base in place of telescopic feet, specify and no upcharge</li> <li>· credenza lamp left or right available, specify and add \$346 each (side grommet included)</li> </ul> <p>note: spacers shown here for suggested placement when top aligns with case end; spacers shipped with unit for field installation</p>	24	36	27 3/4	180	18	PS4536-PB-LFD	\$2,121
<b>36" w Storage Credenza with Spacers</b>   <p>right shown</p>	24	36	27 3/4	177	18	PS4536-PBF-HD-R	\$1,928
	24	36	27 3/4	177	18	PS4536-PBF-HD-L	\$1,928
<b>36" w Hinged Door Credenza with Spacers</b>  <ul style="list-style-type: none"> <li>· hinged door compartment with one adjustable shelf</li> <li>· locking doors available, specify and add \$105 list</li> <li>· end panel grommet available, specify and add \$79 list each; see page 258</li> <li>· plinth base in place of telescopic feet, specify and no upcharge</li> <li>· credenza lamp left or right available, specify and add \$346 each (side grommet included)</li> </ul> <p>note: spacers shown here for suggested placement when top aligns with case end; spacers shipped with unit for field installation</p>	24	36	27 3/4	108	18	PS4536-HD	\$1,899

COLLECTIVE OFFICE

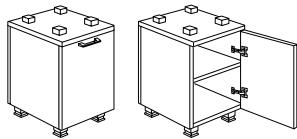
Description	D	W	H	CTN WT	CU FT	① Model	List Price
<b>18" w Pencil/Box/File Pedestal with Spacers</b>	24	18	27 ¾	113	9	<b>PS4518-PBF</b>	<b>\$1,924</b>



- pedestal front locking
- end panel grommet available, specify and add \$79 list each; see page 258
- plinth base in place of telescopic feet, specify and no upcharge

note: spacers shown here for suggested placement when top aligns with case end; spacers shipped with unit for field installation

<b>18" w Hinged Door Pedestal with Spacers</b>	24	18	27 ¾	63	9	<b>PS4518-HDR</b>	<b>\$1,584</b>
	24	18	27 ¾	63	9	<b>PS4518-HDL</b>	<b>\$1,584</b>



right shown

- adjustable shelf
- locking door available, specify and add \$105 list
- end panel grommet available, specify and add \$79 list each; see page 258
- plinth base in place of telescopic feet, specify and no upcharge

note: spacers shown here for suggested placement when top aligns with case end; spacers shipped with unit for field installation

**To Order, Specify:**

- ① Model Number
- ② Wood Species on Top/Chassis - Cherry (CH1), Makore (MK2), Maple (MA1), Walnut (WA1) or Anegre Premium (AN5) (see page 255)
- ③ Finish Color for Top/Chassis (see page 255)
- ④ Finish Color for Door/Drawer Fronts
  - a.) Same as Top
  - b.) Paint Color (see page 255)

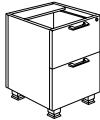


Description	D	W	H	CTN WT	CU FT	① Model	List Price
Modular Box/Box/File Pedestal	24	18	27 ¾	105	9	P4518-BBF	\$1,740



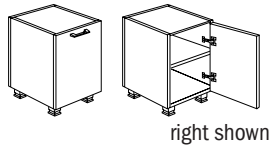
- pedestal front locking
- end panel grommet available, specify and add \$79 list each; see page 258
- plinth base in place of telescopic feet, specify and no upcharge
- tops available, see page 299

Modular File/File Pedestal	24	18	27 ¾	105	9	P4518-2F	\$1,740
----------------------------	----	----	------	-----	---	----------	---------



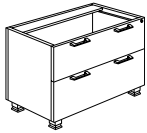
- pedestal front locking
- end panel grommet available, specify and add \$79 list each; see page 258
- plinth base in place of telescopic feet, specify and no upcharge
- tops available, see page 299

Modular Hinged Door Pedestal	24	18	27 ¾	55	9	HD4518NR	\$1,413
	24	18	27 ¾	55	9	HD4518NL	\$1,413



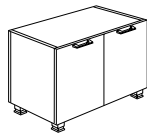
- hinged door compartment with one adjustable shelf
- locking door available, specify and add \$105 list
- end panel grommet available, specify and add \$79 list each; see page 258
- plinth base in place of telescopic feet, specify and no upcharge
- tops available, see page 299

Modular Lateral File Pedestal	24	36	27 ¾	130	18	2FD4536N	\$2,251
	24	30	27 ¾	120	15	2FD4530N	\$2,121

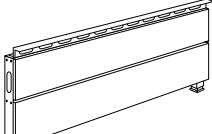


- pedestal front locking
- reinforced lateral file drawer bottom
- end panel grommet available, specify and add \$79 list each; see page 258
- plinth base in place of telescopic feet, specify and no upcharge
- tops available, see page 299

Modular Hinged Door Pedestal	24	36	27 ¾	109	18	HD4536N	\$1,808
	24	30	27 ¾	98	15	HD4530N	\$1,678

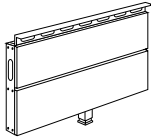


- hinged door compartment with one adjustable shelf
- locking doors available, specify and add \$105 list
- end panel grommet available, specify and add \$79 list each; see page 258
- plinth base in place of telescopic feet, specify and no upcharge
- tops available, see page 299

Description	D	W	H	CTN WT	CU FT	① Model	List Price
	4 3/4	72	27 3/4	84	9	PMPA4572	\$2,265
	4 3/4	66	27 3/4	78	8	PMPA4566	\$2,131
	4 3/4	60	27 3/4	72	7	PMPA4560	\$2,022
	4 3/4	54	27 3/4	64	7	PMPA4554	\$1,841
	4 3/4	48	27 3/4	57	6	PMPA4548	\$1,664

- use between two pedestals or lateral files to enclose kneespace
- upper panel hinges providing access to power and data
- lower panel removable
- top stiffeners included with 60", 66" and 72"
- plinth base in place of telescopic feet, specify and no upcharge

Access Kneespace Panel	4 3/4	42	27 3/4	50	5	PMPA4542	\$1,538
------------------------	-------	----	--------	----	---	----------	---------



- use between two pedestals or lateral files to enclose kneespace
- upper panel hinges providing access to power and data
- lower panel removable
- plinth base in place of telescopic feet, specify and no upcharge

	4 3/4	36	27 3/4	43	5	PMPA4536	\$1,326
	4 3/4	30	27 3/4	35	4	PMPA4530	\$1,185
	4 3/4	24	27 3/4	29	3	PMPA4524	\$1,088
	4 3/4	18	27 3/4	23	2	PMPA4518	\$1,049

- use between two pedestals or lateral files to enclose kneespace
- upper panel hinges providing access to power and data
- lower panel removable

**To Order, Specify:**

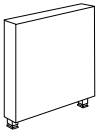
**Modular Pedestals**

- ① Model Number
- ② Wood Species on Chassis - Cherry (CH1), Makore (MK2), Maple (MA1), Walnut (WA1) or Anegre Premium (AN5) (see page 255)
- ③ Finish Color for Chassis (see page 255)
- ④ Finish Color for Door/Drawer Fronts
  - a.) Same as Chassis
  - b.) Paint Color (see page 255)

**Access Panel**

- ① Model Number
- ② Wood Species - Cherry (CH1), Makore (MK2), Maple (MA1), Walnut (WA1) or Anegre Premium (AN5) (see page 255)
- ③ Finish Color (see page 255)

Description	D	W	H	CTN WT	CU FT	① Model	List Price
End Support	24	6	27 ¾	39	4	PE4524-6	\$1,107



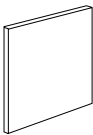
- angle brackets included
- plinth base in place of telescopic feet, specify and no upcharge

Mid-Support	12	6	27 ¾	21	2	PE4512-6	\$720
-------------	----	---	------	----	---	----------	-------



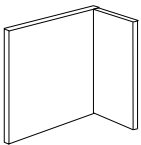
- angle brackets included
- plinth base in place of telescopic feet, specify and no upcharge

End Support Panel	24	1 ¼	27 ¾	22	2	PE4524	\$695
-------------------	----	-----	------	----	---	--------	-------



- angle brackets included
- adjustable levelers/glides


End Support Panel	24	12	27 ¾	23	1	PE4524R	\$966
	24	12	27 ¾	23	1	PE4524L	\$966



left shown

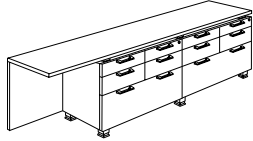
- angle brackets included
- adjustable levelers/glides

Mid-Support Panel	12	1 ¼	27 ¾	11	1	PE4512	\$448
-------------------	----	-----	------	----	---	--------	-------



- use for support over 54" w
- cannot use in front of PMPA
- wire access cut-outs
- angle brackets included
- adjustable levelers/glides

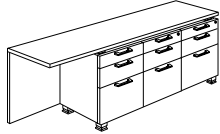
Description	D	W	H	CTN WT	CU FT	① Model	List Price
Run-Off Storage Credenza with Spacers	24	84	29	336	41	CRSP4572-84-PBLFR	\$6,800
	24	84	29	336	41	CRSP4572-84-PBLFL	\$6,800
	24	78	29	324	39	CRSP4572-78-PBLFR	\$6,727
	24	78	29	324	39	CRSP4572-78-PBLFL	\$6,727



right shown

- supported by aluminum spacers
- 4 pencil/box drawers
- 2 lateral files, 36" w
- flat brackets for run-off attachment
- pedestal front locking
- reinforced lateral file drawer bottom
- top grommet available, specify and add \$79 list each; see page 258
- end panel grommet available, specify and add \$79 list each; see page 258
- plinth base in place of telescopic feet, specify and no upcharge

Run-Off Storage Credenza with Spacers	24	72	29	315	36	CRSP4554-72R	\$5,214
	24	72	29	315	36	CRSP4554-72L	\$5,214
	24	66	29	305	33	CRSP4554-66R	\$5,148
	24	66	29	305	33	CRSP4554-66L	\$5,148
	24	54	29	295	30	CRSP4554-60R	\$5,074
	24	54	29	295	30	CRSP4554-60L	\$5,074



right shown

- supported by aluminum spacers
- 3 pencil/box drawers
- 3 lateral files, 18" w
- flat brackets for run-off attachment
- pedestal front locking
- top grommet available, specify and add \$79 list each; see page 258
- end panel grommet available, specify and add \$79 list each; see page 258
- plinth base in place of telescopic feet, specify and no upcharge

**To Order, Specify:**

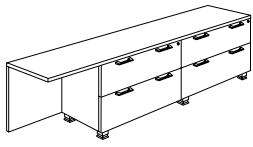
**Support Panel**

- ① Model Number
- ② Wood Species - Cherry (CH1), Makore (MK2), Maple (MA1), Walnut (WA1) or Anegre Premium (AN5) (see page 255)
- ③ Finish Color (see page 255)

**Run-Off Storage Credenzas**

- ① Model Number
- ② Wood Species on Top/Chassis - Cherry (CH1), Makore (MK2), Maple (MA1), Walnut (WA1) or Anegre Premium (AN5) (see page 255)
- ③ Finish Color for Top/Chassis (see page 255)
- ④ Finish Color for Drawer Fronts
  - a.) Same as Top
  - b.) Paint Color (see page 255)

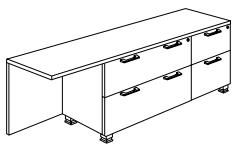
Description	D	W	H	CTN WT	CU FT	① Model	List Price
Lateral File Run-Off Credenza	24	84	29	332	41	CRP4572-84R	\$7,003
	24	84	29	332	41	CRP4572-84L	\$7,003
	24	78	29	324	39	CRP4572-78R	\$6,932
	24	78	29	324	39	CRP4572-78L	\$6,932



right shown

- 4 lateral files, 36"w
- flat brackets for run-off attachment
- pedestal front locking
- reinforced lateral file drawer bottom
- top grommet available, specify and add \$79 list each; see page 258
- end panel grommet available, specify and add \$79 list each; see page 258
- plinth base in place of telescopic feet, specify and no upcharge

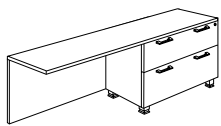
Run-Off Storage Credenza	24	72	29	301	36	CRP4554-72R	\$5,418
	24	72	29	301	36	CRP4554-72L	\$5,418
	24	66	29	293	33	CRP4554-66R	\$5,350
	24	66	29	293	33	CRP4554-66L	\$5,350
	24	60	29	285	30	CRP4554-60R	\$5,277
	24	60	29	285	30	CRP4554-60L	\$5,277



right shown

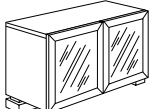
- 2 lateral files, 36"w
- 1 file/file pedestal, 18"w
- flat brackets for run-off attachment
- pedestal front locking
- reinforced lateral file drawer bottom
- top grommet available, specify and add \$79 list each; see page 258
- end panel grommet available, specify and add \$79 list each; see page 258
- plinth base in place of telescopic feet, specify and no upcharge

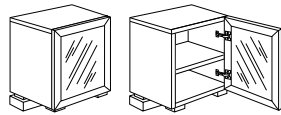
Lateral File Run-Off Credenza	24	72	29	206	36	CRP4536-72R	\$4,581
	24	72	29	206	36	CRP4536-72L	\$4,581
	24	66	29	198	33	CRP4536-66R	\$4,514
	24	66	29	198	33	CRP4536-66L	\$4,514
	24	60	29	190	30	CRP4536-60R	\$4,440
	24	60	29	190	30	CRP4536-60L	\$4,440



right shown

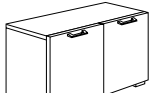
- 2 lateral files, 36"w
- flat brackets for run-off attachment
- pedestal front locking
- reinforced lateral file drawer bottom
- top grommet available, specify and add \$79 list each; see page 258
- end panel grommet available, specify and add \$79 list each; see page 258
- plinth base in place of telescopic feet, specify and no upcharge

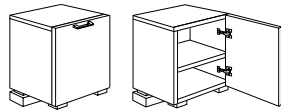
Description	D	W	H	CTN WT	CU FT	① Model	List Price
Storage Tower with Glass Doors	15 ¾	36	20 ½	63	9	WSTN4536-16G	\$2,799
	15 ¾	30	20 ½	52	8	WSTN4530-16G	\$2,594
	15 ¾	18	20 ½	43	5	WSTN4518-16GR	\$1,991
	15 ¾	18	20 ½	43	5	WSTN4518-16GL	\$1,991



right shown

- use atop modular storage or credenza tops only
- anodized aluminum frame
- locking doors not available
- supported by aluminum spacers
- adjustable shelf
- 4 ½" x 1 ¼" worktop filler panel on underside

Storage Tower with Wood Doors	15 ¾	36	20 ½	63	9	WSTN4536-16	\$1,992
	15 ¾	30	20 ½	52	8	WSTN4530-16	\$1,824
	15 ¾	18	20 ½	43	5	WSTN4518-16R	\$1,586
	15 ¾	18	20 ½	43	5	WSTN4518-16L	\$1,586



right shown

- use atop modular storage or credenza tops only
- locking doors available, specify and add \$105 list
- supported by aluminum spacers
- adjustable shelf
- 4 ½" x 1 ¼" worktop filler panel on underside

**To Order, Specify:**

**Run-Off Storage Credenzas**

- ① Model Number
- ② Wood Species on Top/Chassis - Cherry (CH1), Makore (MK2), Maple (MA1), Walnut (WA1) or Anegre Premium (AN5) (see page 255)
- ③ Finish Color for Top/Chassis (see page 255)
- ④ Finish Color for Drawer Fronts
  - a.) Same as Top
  - b.) Paint Color (see page 255)

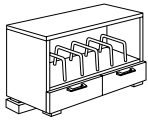
**Worksurface Towers**

- ① Model Number
- ② Wood Species on Chassis - Cherry (CH1), Makore (MK2), Maple (MA1), Walnut (WA1) or Anegre Premium (AN5) (see page 255)
- ③ Finish Color for Chassis (see page 255)
- ④ Finish Color for Door Fronts
  - a.) Same as Top
  - b.) Paint Color (see page 255)
- ⑤ Glass Door Option (see page 271)

**Product Modifications:**

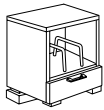
18" w Pedestal Change - see page 256

Description	D	W	H	CTN WT	CU FT	① Model	List Price
Open Redwell Storage Tower	17 ¾	36	20 ½	59	10	WSTN4536-180FS	\$1,607

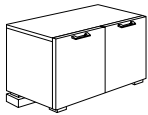


17 ¾	30	20 ½	49	9	WSTN4530-180FS	\$1,502
17 ¾	18	20 ½	30	5	WSTN4518-180FS	\$1,388

- use atop modular storage or credenza tops only
- use for expandable folders
- supported by aluminum spacers
- 4 ½" x 1 ¼" worktop filler panel on underside
- 36"w unit has two drawers
- 30"w and 18"w unit has one drawer

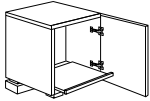
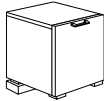


Equipment Storage Tower	23 ¾	36	20 ½	81	13	WSTN4536-24EQ	\$2,292
	23 ¾	30	20 ½	68	11	WSTN4530-24EQ	\$2,066



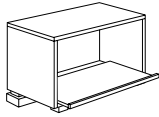
23 ¾	18	20 ½	41	7	WSTN4518-24EQR	\$1,886
23 ¾	18	20 ½	41	7	WSTN4518-24EQL	\$1,886

- use atop modular storage or credenza tops only
- wood doors
- locking doors available, specify and add \$105 list
- supported by aluminum spacers
- pull-out shelf
- cut-out in the bottom for cord routing
- 4 ½" x 1 ¼" worktop filler panel on underside



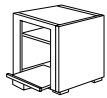
right shown

Description	D	W	H	CTN WT	CU FT	① Model	List Price
Open Equipment Storage Tower	23	36	20 ½	65	13	WSTN4536-24EQ-OC	\$1,916
	23	30	20 ½	54	11	WSTN4530-24EQ-OC	\$1,743



- use atop modular storage or credenza tops only
- supported by aluminum spacers
- pull-out shelf
- cut-out in the bottom for cord routing
- 4 ½" x 1 ¼" worktop filler panel on underside

Side Entry Equipment Storage Tower	23 ¾	18	20 ½	59	7	WSTN4518-24SEQR	\$1,675
	23 ¾	18	20 ½	59	7	WSTN4518-24SEQL	\$1,675



right shown

- use atop modular storage or credenza tops only
- supported by aluminum spacers
- adjustable shelf
- pull-out shelf
- cut-out in the bottom for cord routing
- 4 ½" x 1 ¼" worktop filler panel on underside
- inside dimensions: 24"w x 13 ¼"d x 27 ¾"h

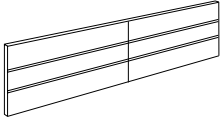
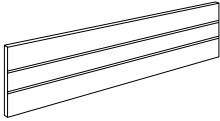
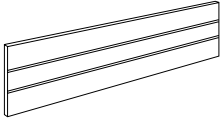
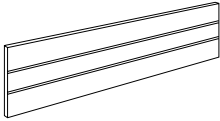
**To Order, Specify:**

- ① Model Number
- ② Wood Species on Chassis - Cherry (CH1), Makore (MK2), Maple (MA1), Walnut (WA1) or Anegre Premium (AN5) (see page 255)
- ③ Finish Color for Chassis (see page 255)
- ④ Finish Color for Top Filler
  - a.) same as Chassis (see page 255)
- ⑤ Finish Color for Drawer/Door Fronts
  - a.) Same as Chassis
  - b.) Paint Color (see page 255)

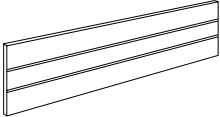
**Equipment Storage Tower**

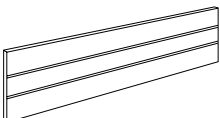
- ① Model Number
- ② Wood Species on Chassis - Cherry (CH1), Makore (MK2), Maple (MA1), Walnut (WA1) or Anegre Premium (AN5) (see page 255)
- ③ Finish Color for Chassis (see page 255)
- ④ Finish Color for Drawer/Door Fronts
  - a.) Same as Top
  - b.) Paint Color (see page 255)

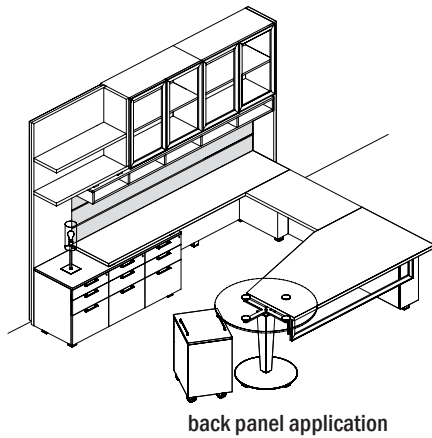


Description	D	W	H	CTN WT	CU FT	Model	List Price Per Grade
<b>108"w Tackable Back Panel with Toolrails</b>  <ul style="list-style-type: none"> <li>· use with 19 1/2" d worksurfaces</li> <li>· aluminum work tool rail</li> <li>· two piece panel</li> <li>· fabric is railroaded</li> <li>· work tools available, see pages 362-363</li> <li>· com ydg: 3 1/4</li> </ul>	2	108	21 3/4	35	6	<b>HTB45108-WT-22</b>	<b>COM \$2,376</b>
	A \$2,408						
	B \$2,471						
	C \$2,582						
	D \$2,725						
	E \$2,869						
	F \$3,091						
	G \$3,329						
	H \$3,583						
	I \$3,980						
J \$4,457							
<b>96"w Tackable Back Panel with Toolrails</b>  <ul style="list-style-type: none"> <li>· use with 19 1/2" d worksurfaces</li> <li>· aluminum work tool rail</li> <li>· one piece panel</li> <li>· fabric is railroaded</li> <li>· work tools available, see pages 362-363</li> <li>· com ydg: 2 3/4</li> </ul>	2	96	21 3/4	34	6	<b>HTB4596-WT-22</b>	<b>COM \$2,133</b>
	A \$2,160						
	B \$2,214						
	C \$2,308						
	D \$2,429						
	E \$2,550						
	F \$2,739						
	G \$2,940						
	H \$3,155						
	I \$3,491						
J \$3,894							
<b>90"w Tackable Back Panel with Toolrails</b>  <ul style="list-style-type: none"> <li>· use with 19 1/2" d worksurfaces</li> <li>· aluminum work tool rail</li> <li>· one piece panel</li> <li>· fabric is railroaded</li> <li>· work tools available, see pages 362-363</li> <li>· com ydg: 2 3/4</li> </ul>	2	90	21 3/4	32	5	<b>HTB4590-WT-22</b>	<b>COM \$2,015</b>
	A \$2,043						
	B \$2,096						
	C \$2,191						
	D \$2,312						
	E \$2,432						
	F \$2,621						
	G \$2,823						
	H \$3,037						
	I \$3,373						
J \$3,776							
<b>78"w Tackable Back Panel with Toolrails</b>  <ul style="list-style-type: none"> <li>· use with 19 1/2" d worksurfaces</li> <li>· aluminum work tool rail</li> <li>· one piece panel</li> <li>· fabric is railroaded</li> <li>· work tools available, see pages 362-363</li> <li>· com ydg: 2 1/4</li> </ul>	2	78	21 3/4	28	5	<b>HTB4578-WT-22</b>	<b>COM \$1,675</b>
	A \$1,698						
	B \$1,741						
	C \$1,819						
	D \$1,918						
	E \$2,016						
	F \$2,171						
	G \$2,336						
	H \$2,511						
	I \$2,786						
J \$3,116							

COLLECTIVE OFFICE

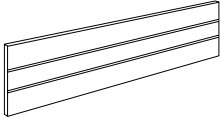
Description	D	W	H	CTN WT	CU FT	① Model	List Price Per Grade
<b>72" w Tackable Back Panel with Toolrails</b>   <ul style="list-style-type: none"> <li>· use with 19 1/2" d worksurfaces</li> <li>· aluminum work tool rail</li> <li>· one piece panel</li> <li>· fabric is railroaded</li> <li>· work tools available, see pages 362-363</li> <li>· com ydg: 2 1/4</li> </ul>	2	72	21 3/4	21	4	<b>HTB4572-WT-22</b>	<b>COM \$1,546</b>
	A	\$1,569					
	B	\$1,612					
	C	\$1,690					
	D	\$1,789					
	E	\$1,887					
	F	\$2,042					
	G	\$2,207					
	H	\$2,382					
	I	\$2,657					
	J	\$2,987					

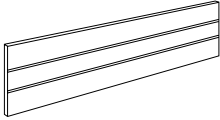
<b>60" w Tackable Back Panel with Toolrails</b>   <ul style="list-style-type: none"> <li>· use with 19 1/2" d worksurfaces</li> <li>· aluminum work tool rail</li> <li>· one piece panel</li> <li>· fabric is railroaded</li> <li>· work tools available, see pages 362-363</li> <li>· com ydg: 1 3/4</li> </ul>	2	60	21 3/4	20	4	<b>HTB4560-WT-22</b>	<b>COM \$1,326</b>
	A	\$1,343					
	B	\$1,377					
	C	\$1,437					
	D	\$1,515					
	E	\$1,591					
	F	\$1,711					
	G	\$1,839					
	H	\$1,977					
	I	\$2,190					
	J	\$2,446					

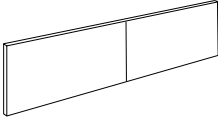


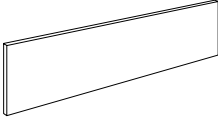
**To Order, Specify:**

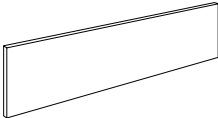
- ① Model Number
- ② Fabric - vendor, pattern, color

Description	D	W	H	CTN WT	CU FT	① Model	List Price Per Grade
<b>54" w Tackable Back Panel with Toolrails</b>   <ul style="list-style-type: none"> <li>· use with 19 1/2" d worksurfaces</li> <li>· aluminum work tool rail</li> <li>· one piece panel</li> <li>· fabric is railroaded</li> <li>· work tools available, see pages 362-363</li> <li>· com ydg: 1 3/4</li> </ul>	2	54	21 3/4	20	3	<b>HTB4554-WT-22</b>	<b>COM \$1,196</b>
	A	\$1,214					
	B	\$1,248					
	C	\$1,308					
	D	\$1,385					
	E	\$1,462					
	F	\$1,582					
	G	\$1,710					
	H	\$1,847					
	I	\$2,061					
	J	\$2,317					

<b>48" w Tackable Back Panel with Toolrails</b>   <ul style="list-style-type: none"> <li>· use with 19 1/2" d worksurfaces</li> <li>· aluminum work tool rail</li> <li>· one piece panel</li> <li>· fabric is railroaded</li> <li>· work tools available, see pages 362-363</li> <li>· com ydg: 1 1/2</li> </ul>	2	48	21 3/4	17	3	<b>HTB4548-WT-22</b>	<b>COM \$1,061</b>
	A	\$1,077					
	B	\$1,105					
	C	\$1,157					
	D	\$1,223					
	E	\$1,289					
	F	\$1,392					
	G	\$1,501					
	H	\$1,619					
	I	\$1,802					
	J	\$2,022					

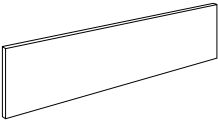
Description	D	W	H	CTN WT	CU FT	① Model	List Price Per Grade
108" w Tackable Back Panel	2	108	21 3/4	27	6	HTB45108-22	COM \$1,607
 <ul style="list-style-type: none"> <li>· use with 19 1/2" d worksurfaces</li> <li>· two piece panel</li> <li>· fabric is railroaded</li> <li>· com ydg: 3 1/4</li> </ul>	A						\$1,640
	B						\$1,703
	C						\$1,814
	D						\$1,957
	E						\$2,100
	F						\$2,322
	G						\$2,560
	H						\$2,814
	I						\$3,211
	J						\$3,688

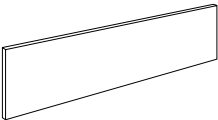
96" w Tackable Back Panel	2	96	21 3/4	26	6	HTB4596-22	COM \$1,449
 <ul style="list-style-type: none"> <li>· use with 19 1/2" d worksurfaces</li> <li>· one piece panel</li> <li>· fabric is railroaded</li> <li>· com ydg: 2 3/4</li> </ul>	A						\$1,477
	B						\$1,530
	C						\$1,625
	D						\$1,746
	E						\$1,866
	F						\$2,055
	G						\$2,257
	H						\$2,471
	I						\$2,807
	J						\$3,210

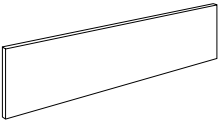
90" w Tackable Back Panel	2	90	21 3/4	25	5	HTB4590-22	COM \$1,374
 <ul style="list-style-type: none"> <li>· use with 19 1/2" d worksurfaces</li> <li>· one piece panel</li> <li>· fabric is railroaded</li> <li>· com ydg: 2 3/4</li> </ul>	A						\$1,401
	B						\$1,455
	C						\$1,549
	D						\$1,670
	E						\$1,791
	F						\$1,980
	G						\$2,181
	H						\$2,396
	I						\$2,732
	J						\$3,135

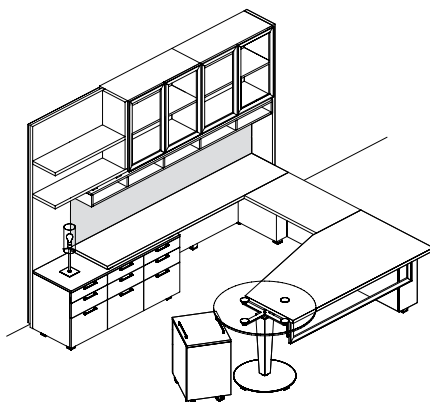
**To Order, Specify:**

- ① Model Number
- ② Fabric - vendor, pattern, color

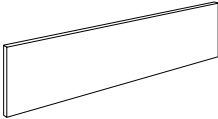
Description	D	W	H	CTN WT	CU FT	Model	List Price Per Grade
78" w Tackable Back Panel	2	78	21 3/4	25	5	HTB4578-22	COM \$1,161
 <ul style="list-style-type: none"> <li>· use with 19 1/2" d worksurfaces</li> <li>· one piece panel</li> <li>· fabric is railroaded</li> <li>· com ydg: 2 1/4</li> </ul>							A \$1,184
							B \$1,227
							C \$1,305
							D \$1,403
							E \$1,502
							F \$1,656
							G \$1,821
							H \$1,997
							I \$2,272
							J \$2,601

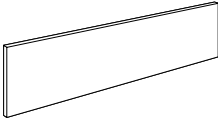
72" w Tackable Back Panel	2	72	21 3/4	19	4	HTB4572-22	COM \$1,075
 <ul style="list-style-type: none"> <li>· use with 19 1/2" d worksurfaces</li> <li>· one piece panel</li> <li>· fabric is railroaded</li> <li>· com ydg: 2 1/4</li> </ul>							A \$1,098
							B \$1,141
							C \$1,218
							D \$1,317
							E \$1,416
							F \$1,570
							G \$1,735
							H \$1,910
							I \$2,186
							J \$2,515

60" w Tackable Wall Panel	2	60	21 3/4	18	4	HTB4560-22	COM \$896
 <ul style="list-style-type: none"> <li>· use with 19 1/2" d worksurfaces</li> <li>· one piece panel</li> <li>· fabric is railroaded</li> <li>· com ydg: 1 3/4</li> </ul>							A \$914
							B \$948
							C \$1,007
							D \$1,085
							E \$1,162
							F \$1,281
							G \$1,410
							H \$1,547
							I \$1,760
							J \$2,016



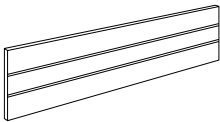
back panel application

Description	D	W	H	CTN WT	CU FT	① Model	List Price Per Grade
54" w Tackable Wall Panel	2	54	21 ¾	16	3	HTB4554-22	COM \$809
 <ul style="list-style-type: none"> <li>· use with 19 ½" d worksurfaces</li> <li>· one piece panel</li> <li>· fabric is railroaded</li> <li>· com ydg: 1 ¾</li> </ul>	A						\$827
	B						\$860
	C						\$920
	D						\$998
	E						\$1,075
	F						\$1,194
	G						\$1,322
	H						\$1,460
	I						\$1,673
	J						\$1,929

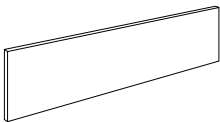
48" w Tackable Back Panel	2	48	21 ¾	15	3	HTB4548-22	COM \$717
 <ul style="list-style-type: none"> <li>· use with 19 ½" d worksurfaces</li> <li>· one piece panel</li> <li>· fabric is railroaded</li> <li>· com ydg: 1 ½</li> </ul>	A						\$732
	B						\$761
	C						\$812
	D						\$878
	E						\$944
	F						\$1,047
	G						\$1,157
	H						\$1,274
	I						\$1,458
	J						\$1,677

**To Order, Specify:**

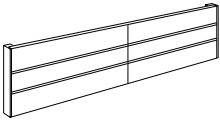
- ① Model Number
- ② Fabric - vendor, pattern, color

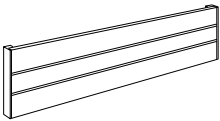
Description	D	W	H	CTN WT	CU FT	① Model	List Price
Veneer Back Panel with Toolrails 	2	108	21 3/4	57	6	HB45108-WT-22	\$2,315
	2	96	21 3/4	51	6	HB4596-WT-22	\$2,081
	2	90	21 3/4	47	5	HB4590-WT-22	\$1,964
	2	78	21 3/4	41	5	HB4578-WT-22	\$1,633
	2	72	21 3/4	37	4	HB4572-WT-22	\$1,504
	2	60	21 3/4	32	4	HB4560-WT-22	\$1,292
	2	54	21 3/4	29	3	HB4554-WT-22	\$1,163
	2	48	21 3/4	25	3	HB4548-WT-22	\$1,033

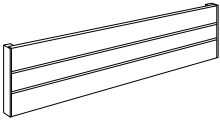
- use with 19 1/2" d worksurfaces
- long grain veneer direction
- aluminum work tool rail
- one piece panel
- work tools available, see pages 362-363

Veneer Back Panel 	2	108	21 3/4	51	6	HB45108-22	\$1,545
	2	96	21 3/4	46	6	HB4596-22	\$1,397
	2	90	21 3/4	43	5	HB4590-22	\$1,321
	2	78	21 3/4	37	5	HB4578-22	\$1,118
	2	72	21 3/4	34	4	HB4572-22	\$1,033
	2	60	21 3/4	29	4	HB4560-22	\$863
	2	54	21 3/4	26	3	HB4554-22	\$775
	2	48	21 3/4	23	3	HB4548-22	\$689

- use with 19 1/2" d worksurfaces
- long grain veneer direction
- one piece panel

Description	D	W	H	CTN WT	CU FT	① Model	List Price Per Grade
<b>108" w Wall Mounted Tackable Back Panel with Toolrails</b>  <ul style="list-style-type: none"> <li>· use with 24" d worksurfaces</li> <li>· top open for wire management must use with wall mounted overhead storage</li> <li>· aluminum work tool rail</li> <li>· aluminum trim</li> <li>· two piece panel</li> <li>· fabric is railroaded</li> <li>· work tools available, see pages 362-363</li> <li>· com ydg: 3 1/4</li> </ul>	1 3/4	108	19	30	5	<b>C09HTB6-19108</b>	COM \$2,168
	A	\$2,200					
	B	\$2,263					
	C	\$2,375					
	D	\$2,517					
	E	\$2,661					
	F	\$2,883					
	G	\$3,121					
	H	\$3,375					
	I	\$3,772					
	J	\$4,249					

<b>96" w Wall Mounted Tackable Back Panel with Toolrails</b>  <ul style="list-style-type: none"> <li>· use with 24" d worksurfaces</li> <li>· top open for wire management must use with wall mounted overhead storage</li> <li>· aluminum work tool rail</li> <li>· aluminum trim</li> <li>· one piece panel</li> <li>· fabric is railroaded</li> <li>· work tools available, see pages 362-363</li> <li>· com ydg: 3</li> </ul>	1 3/4	96	19	26	5	<b>C09HTB6-1996</b>	COM \$1,951
	A	\$1,982					
	B	\$2,040					
	C	\$2,142					
	D	\$2,275					
	E	\$2,406					
	F	\$2,612					
	G	\$2,831					
	H	\$3,066					
	I	\$3,433					
	J	\$3,873					

<b>90" w Wall Mounted Tackable Back Panel with Toolrails</b>  <ul style="list-style-type: none"> <li>· use with 24" d worksurfaces</li> <li>· top open for wire management must use with wall mounted overhead storage</li> <li>· aluminum work tool rail</li> <li>· aluminum trim</li> <li>· one piece panel</li> <li>· fabric is railroaded</li> <li>· work tools available, see pages 362-363</li> <li>· com ydg: 2 3/4</li> </ul>	1 3/4	90	19	24	4	<b>C09HTB6-1990</b>	COM \$1,839
	A	\$1,866					
	B	\$1,920					
	C	\$2,014					
	D	\$2,135					
	E	\$2,256					
	F	\$2,445					
	G	\$2,646					
	H	\$2,861					
	I	\$3,197					
	J	\$3,600					

**To Order, Specify:**

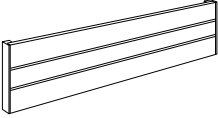
**Veneer Back Panel**

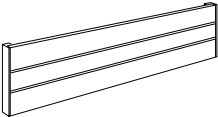
- ① Model Number
- ② Wood Species or Paint - Cherry (CH1), Makore (MK2), Maple (MA1), Walnut (WA1), Anegre Premium (AN5) or Paint (PNT) (see page 255)
- ③ Finish Color (see page 255)

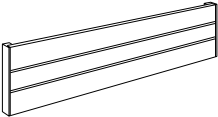
**Tackable Back Panels**

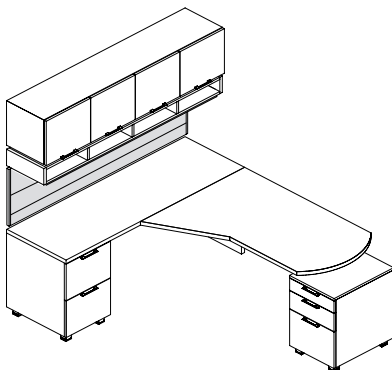
- ① Model Number
- ② Fabric - vendor, pattern, color



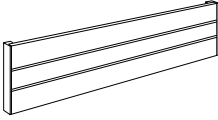
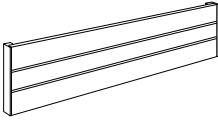
Description	D	W	H	CTN WT	CU FT	Model	List Price Per Grade
<b>78" w Wall Mounted Tackable Back Panel with Toolrails</b>  <ul style="list-style-type: none"> <li>· use with 24" d worksurfaces</li> <li>· top open for wire management must use with wall mounted overhead storage</li> <li>· aluminum work tool rail</li> <li>· aluminum trim</li> <li>· one piece panel</li> <li>· fabric is railroaded</li> <li>· work tools available, see pages 362-363</li> <li>· com ydg: 2 1/4</li> </ul>	1 3/4	78	19	21	4	<b>C09HTB6-1978</b>	<b>COM \$1,528</b>
	A	\$1,551					
	B	\$1,594					
	C	\$1,672					
	D	\$1,771					
	E	\$1,869					
	F	\$2,024					
	G	\$2,189					
	H	\$2,364					
	I	\$2,639					
	J	\$2,969					

<b>72" w Wall Mounted Tackable Back Panel with Toolrails</b>  <ul style="list-style-type: none"> <li>· use with 24" d worksurfaces</li> <li>· top open for wire management must use with wall mounted overhead storage</li> <li>· aluminum work tool rail</li> <li>· aluminum trim</li> <li>· one piece panel</li> <li>· fabric is railroaded</li> <li>· work tools available, see pages 362-363</li> <li>· com ydg: 2 1/4</li> </ul>	1 3/4	72	19	19	4	<b>C09HTB6-1972</b>	<b>COM \$1,412</b>
	A	\$1,435					
	B	\$1,478					
	C	\$1,556					
	D	\$1,654					
	E	\$1,753					
	F	\$1,907					
	G	\$2,072					
	H	\$2,247					
	I	\$2,523					
	J	\$2,852					

<b>60" w Wall Mounted Tackable Back Panel with Toolrails</b>  <ul style="list-style-type: none"> <li>· use with 24" d worksurfaces</li> <li>· top open for wire management must use with wall mounted overhead storage</li> <li>· aluminum work tool rail</li> <li>· aluminum trim</li> <li>· one piece panel</li> <li>· fabric is railroaded</li> <li>· work tools available, see pages 362-363</li> <li>· com ydg: 1 3/4</li> </ul>	1 3/4	60	19	16	3	<b>C09HTB6-1960</b>	<b>COM \$1,210</b>
	A	\$1,228					
	B	\$1,262					
	C	\$1,321					
	D	\$1,399					
	E	\$1,476					
	F	\$1,595					
	G	\$1,724					
	H	\$1,861					
	I	\$2,074					
	J	\$2,330					

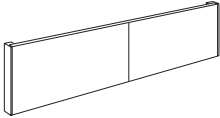
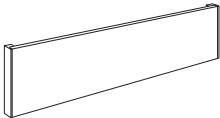
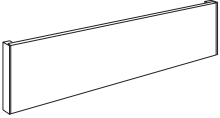
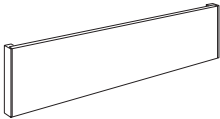


back panel application

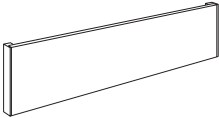
Description	D	W	H	CTN WT	CU FT	① Model	List Price Per Grade	
<b>54" w Wall Mounted Tackable Back Panel with Toolrails</b>   <ul style="list-style-type: none"> <li>· use with 24" d worksurfaces</li> <li>· top open for wire management must use with wall mounted overhead storage</li> <li>· aluminum work tool rail</li> <li>· aluminum trim</li> <li>· one piece panel</li> <li>· fabric is railroaded</li> <li>· work tools available, see pages 362-363</li> <li>· com ydg: 1 3/4</li> </ul>	1 3/4	54	19	16	3	<b>C09HTB6-1954</b>	<b>COM \$1,091</b> A \$1,109 B \$1,143 C \$1,203 D \$1,280 E \$1,357 F \$1,477 G \$1,605 H \$1,742 I \$1,956 J \$2,212	
	<b>48" w Wall Mounted Tackable Back Panel with Toolrails</b>   <ul style="list-style-type: none"> <li>· use with 24" d worksurfaces</li> <li>· top open for wire management must use with wall mounted overhead storage</li> <li>· aluminum work tool rail</li> <li>· aluminum trim</li> <li>· one piece panel</li> <li>· fabric is railroaded</li> <li>· work tools available, see pages 362-363</li> <li>· com ydg: 1 3/4</li> </ul>	1 3/4	48	19	14	2	<b>C09HTB6-1948</b>	<b>COM \$973</b> A \$991 B \$1,024 C \$1,084 D \$1,162 E \$1,238 F \$1,358 G \$1,486 H \$1,624 I \$1,837 J \$2,093

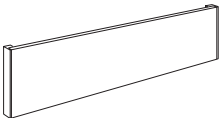
**To Order, Specify:**

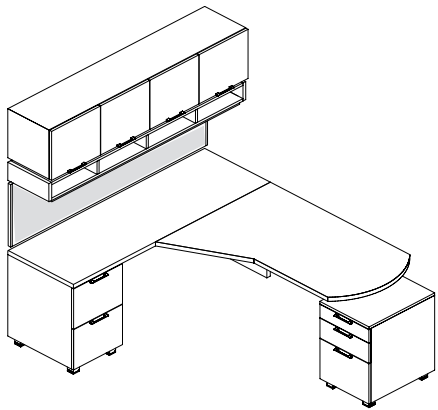
- ① Model Number
- ② Fabric - vendor, pattern, color

Description	D	W	H	CTN WT	CU FT	Model	List Price Per Grade
108" w Wall Mounted Tackable Back Panel	1 3/4	108	19	24	5	C09HTB1-19108	COM \$1,467
							A \$1,500
 <ul style="list-style-type: none"> <li>· use with 24" d worksurfaces</li> <li>· top open for wire management must use with wall mounted overhead storage</li> <li>· aluminum trim</li> <li>· two piece panel</li> <li>· fabric is railroaded</li> <li>· com ydg: 3 1/4</li> </ul>							B \$1,563
							C \$1,674
							D \$1,817
							E \$1,961
							F \$2,182
							G \$2,421
							H \$2,675
							I \$3,072
							J \$3,548
							96" w Wall Mounted Tackable Back Panel
A \$1,359							
 <ul style="list-style-type: none"> <li>· use with 24" d worksurfaces</li> <li>· top open for wire management must use with wall mounted overhead storage</li> <li>· aluminum trim</li> <li>· one piece panel</li> <li>· fabric is railroaded</li> <li>· com ydg: 3</li> </ul>							B \$1,417
							C \$1,520
							D \$1,652
							E \$1,783
							F \$1,989
							G \$2,209
							H \$2,444
							I \$2,810
							J \$3,250
							90" w Wall Mounted Tackable Back Panel
A \$1,281							
 <ul style="list-style-type: none"> <li>· use with 24" d worksurfaces</li> <li>· top open for wire management must use with wall mounted overhead storage</li> <li>· aluminum trim</li> <li>· one piece panel</li> <li>· fabric is railroaded</li> <li>· com ydg: 2 3/4</li> </ul>							B \$1,335
							C \$1,430
							D \$1,550
							E \$1,671
							F \$1,860
							G \$2,062
							H \$2,276
							I \$2,612
							J \$3,015
							78" w Wall Mounted Tackable Back Panel
A \$1,083							
 <ul style="list-style-type: none"> <li>· use with 24" d worksurfaces</li> <li>· top open for wire management must use with wall mounted overhead storage</li> <li>· aluminum trim</li> <li>· one piece panel</li> <li>· fabric is railroaded</li> <li>· com ydg: 2 1/4</li> </ul>							B \$1,126
							C \$1,204
							D \$1,302
							E \$1,401
							F \$1,556
							G \$1,720
							H \$1,896
							I \$2,171
							J \$2,501

COLLECTIVE OFFICE

Description	D	W	H	CTN WT	CU FT	① Model	List Price Per Grade
72" w Wall Mounted Tackable Back Panel	1 3/4	72	19	16	4	C09HTB1-1972	COM \$982
 <ul style="list-style-type: none"> <li>· use with 24" d worksurfaces</li> <li>· top open for wire management must use with wall mounted overhead storage</li> <li>· aluminum trim</li> <li>· one piece panel</li> <li>· fabric is railroaded</li> <li>· com ydg: 2 1/4</li> </ul>	A						\$1,005
	B						\$1,048
	C						\$1,126
	D						\$1,225
	E						\$1,323
	F						\$1,478
	G						\$1,643
	H						\$1,818
	I						\$2,093
	J						\$2,423

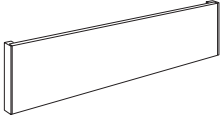
60" w Wall Mounted Tackable Back Panel	1 3/4	60	19	13	3	C09HTB1-1960	COM \$818
 <ul style="list-style-type: none"> <li>· use with 24" d worksurfaces</li> <li>· top open for wire management must use with wall mounted overhead storage</li> <li>· aluminum trim</li> <li>· one piece panel</li> <li>· fabric is railroaded</li> <li>· com ydg: 1 3/4</li> </ul>	A						\$836
	B						\$870
	C						\$930
	D						\$1,007
	E						\$1,084
	F						\$1,204
	G						\$1,332
	H						\$1,469
	I						\$1,683
	J						\$1,939

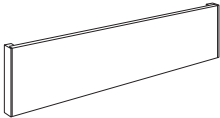


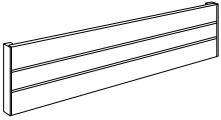
back panel application

**To Order, Specify:**

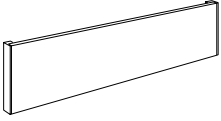
- ① Model Number
- ② Fabric - vendor, pattern, color

Description	D	W	H	CTN WT	CU FT	Model	List Price Per Grade
<b>54" w Wall Mounted Tackable Back Panel</b>  <ul style="list-style-type: none"> <li>· use with 24" d worksurfaces</li> <li>· top open for wire management must use with wall mounted overhead storage</li> <li>· aluminum trim</li> <li>· one piece panel</li> <li>· fabric is railroaded</li> <li>· com ydg: 1 3/4</li> </ul>	1 3/4	54	19	12	3	<b>C09HTB1-1954</b>	<b>COM \$740</b>
	A	\$758					
	B	\$791					
	C	\$851					
	D	\$929					
	E	\$1,005					
	F	\$1,125					
	G	\$1,253					
	H	\$1,391					
	I	\$1,604					
	J	\$1,860					

<b>48" w Wall Mounted Tackable Back Panel</b>  <ul style="list-style-type: none"> <li>· use with 24" d worksurfaces</li> <li>· top open for wire management must use with wall mounted overhead storage</li> <li>· aluminum trim</li> <li>· one piece panel</li> <li>· fabric is railroaded</li> <li>· com ydg: 1 3/4</li> </ul>	1 3/4	48	19	11	2	<b>C09HTB1-1948</b>	<b>COM \$661</b>
	A	\$679					
	B	\$712					
	C	\$772					
	D	\$850					
	E	\$927					
	F	\$1,046					
	G	\$1,174					
	H	\$1,312					
	I	\$1,525					
	J	\$1,781					

Description	D	W	H	CTN WT	CU FT	① Model	List Price
Wall Mounted Veneer Back Panel with Toolrails  	1 3/4	108	19	73	5	C09HVB6-19108	\$2,106
	1 3/4	96	19	65	5	C09HVB6-1996	\$1,894
	1 3/4	90	19	60	4	C09HVB6-1990	\$1,788
	1 3/4	78	19	52	4	C09HVB6-1978	\$1,486
	1 3/4	72	19	48	4	C09HVB6-1972	\$1,369
	1 3/4	60	19	40	3	C09HVB6-1960	\$1,176
	1 3/4	54	19	36	3	C09HVB6-1954	\$1,058
	1 3/4	48	19	32	2	C09HVB6-1948	\$940

- use with 24"d worksurfaces
- top open for wire management must use with wall mounted overhead storage
- long grain veneer direction
- aluminum work tool rail
- aluminum trim
- one piece panel
- work tools available, see pages 362-363

Wall Mounted Veneer Back Panel  	1 3/4	108	19	67	5	C09HVB1-19108	\$1,405
	1 3/4	96	19	60	5	C09HVB1-1996	\$1,272
	1 3/4	90	19	56	4	C09HVB1-1990	\$1,203
	1 3/4	78	19	48	4	C09HVB1-1978	\$1,018
	1 3/4	72	19	45	4	C09HVB1-1972	\$940
	1 3/4	60	19	37	3	C09HVB1-1960	\$785
	1 3/4	54	19	33	3	C09HVB1-1954	\$706
	1 3/4	48	19	30	2	C09HVB1-1948	\$627

- use with 24"d worksurfaces
- top open for wire management must use with wall mounted overhead storage
- long grain veneer direction
- aluminum trim
- one piece panel

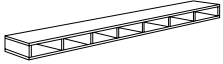
**To Order, Specify:**

**Tackable Back Panels**

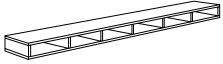
- ① Model Number
- ② Fabric - vendor, pattern, color

**Veneer Back Panel**

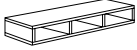
- ① Model Number
- ② Wood Species or Paint - Cherry (CH1), Makore (MK2), Maple (MA1), Walnut (WA1), Anegre Premium (AN5) or Paint (PNT) (see page 255)
- ③ Finish Color (see page 255)

Description	D	W	H	CTN WT	CU FT	① Model	List Price
	15	105	5 1/2	83	9	PN45105-7	\$1,852
	15	90	5 1/2	71	8	PN4590-6	\$1,673
	15	75	5 1/2	57	6	PN4575-5	\$1,197
	15	60	5 1/2	47	5	PN4560-4	\$1,058
	15	45	5 1/2	34	4	PN4545-3	\$848
	15	30	5 1/2	23	3	PN4530-2	\$657

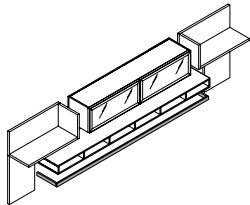
- use with overhead storage based on 15" increments
- unhanded
- 1 1/2" wood cleat supplied with unfinished back unit, standard
- without wall hanging cleats and with finished back optional, specify when ordering; no upcharge
- requires a valance, see below
- -7 thru -2 indicates number of cubbies

	15	108	5 1/2	83	9	PN45108-6	\$1,875
	15	90	5 1/2	69	8	PN4590-5	\$1,645
	15	72	5 1/2	56	6	PN4572-4	\$1,149
	15	54	5 1/2	41	5	PN4554-3	\$1,010
	15	36	5 1/2	28	3	PN4536-2	\$775
	15	18	5 1/2	14	2	PN4518-1	\$419

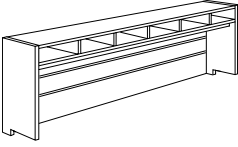
- use with overhead storage based on 18" increments
- unhanded
- 1 1/2" wood cleat supplied with unfinished back unit, standard
- without wall hanging cleats and with finished back optional, specify when ordering; no upcharge
- requires a valance, see below
- -6 thru -1 indicates number of cubbies

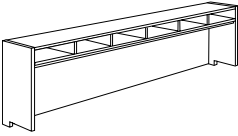
	15	108	5 1/2	84	9	PN45108-7	\$1,915
	15	78	5 1/2	61	7	PN4578-5	\$1,287
	15	48	5 1/2	37	4	PN4548-3	\$899

- use with 15" overhead storage and combine with an asymmetrical shelf position 18" unit at end under asymmetrical shelf
- specify left or right for the 18" cubby
- unhanded
- 1 1/2" wood cleat supplied with unfinished back unit, standard
- without wall hanging cleats and with finished back optional, specify when ordering; no upcharge
- requires a valance, see below
- -7 and -3 indicates number of cubbies

	14	108	1 1/2	13	5	VL45108	\$732
	14	105	1 1/2	12	4	VL45105	\$723
	14	90	1 1/2	11	4	VL4590	\$646
	14	78	1 1/2	10	3	VL4578	\$592
	14	75	1 1/2	10	3	VL4575	\$575
	14	72	1 1/2	9	3	VL4572	\$560
	14	60	1 1/2	8	3	VL4560	\$515
	14	54	1 1/2	7	2	VL4554	\$487
	14	48	1 1/2	7	2	VL4548	\$461
	14	36	1 1/2	6	2	VL4536	\$401
	14	30	1 1/2	5	1	VL4530	\$370

- must use with cubby units
- anodized aluminum
- inset 1 1/4"
- 108" separate rail

Description	D	W	H	CTN WT	CU FT	① Model	List Without Tackboard	List With Tackboard
<b>90" Panel Supported Cubby Unit with Toolrails</b>   <ul style="list-style-type: none"> <li>· use with overhead storage based on 15" increments</li> <li>· not available for use with spacer pedestals</li> <li>· use with 19 1/2" d tops</li> <li>· anodized aluminum valance</li> <li>· aluminum work tool rail</li> <li>· unhanded</li> <li>· fabric is railroaded</li> <li>· work tools available, see pages 362-363</li> <li>· -6 indicates number of cubbies</li> <li>· com ydg: 2 3/4</li> </ul>	15	90	27 1/4	135	27	<b>PNWT4590-6</b>	<b>\$3,568</b>	<b>COM \$3,621</b>
	A	\$3,648						
	B	\$3,702						
	C	\$3,796						
	D	\$3,917						
	E	\$4,038						
	F	\$4,227						
	G	\$4,428						
	H	\$4,643						
	I	\$4,979						
	J	\$5,382						

<b>90" Panel Supported Cubby Unit</b>   <ul style="list-style-type: none"> <li>· use with overhead storage based on 15" increments</li> <li>· not available for use with spacer pedestals</li> <li>· use with 19 1/2" d tops</li> <li>· anodized aluminum valance</li> <li>· unhanded</li> <li>· fabric is railroaded</li> <li>· -6 indicates number of cubbies</li> <li>· com ydg: 2 3/4</li> </ul>	15	90	27 1/4	129	27	<b>PNTB4590-6</b>	<b>\$2,702</b>	<b>COM \$2,755</b>
	A	\$2,782						
	B	\$2,835						
	C	\$2,930						
	D	\$3,051						
	E	\$3,171						
	F	\$3,360						
	G	\$3,562						
	H	\$3,776						
	I	\$4,112						
	J	\$4,515						

**To Order, Specify:**

**Cubby**

- ① Model Number
- ② Wood Species or Paint - Cherry (CH1), Makore (MK2), Maple (MA1), Walnut (WA1), Anegre Premium (AN5) or Paint (PNT) (see page 255)
- ③ Finish Color (see page 255)

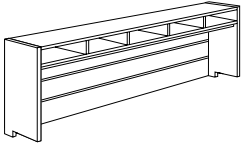
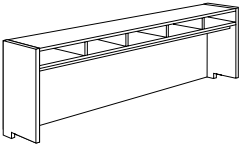
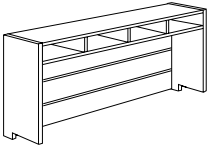
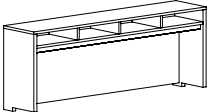
**Panel Supported Cubby ▲**

- ① Model Number
- ② Chassis & Cubby Wood Species/Paint - Cherry (CH1), Makore (MK2), Maple (MA1), Walnut (WA1), Anegre Premium (AN5) or Paint (PNT) (see page 255)
- ③ Finish/Paint Color (see page 255)
- ④ Back Panel Selection
  - a.) Same as Chassis & Cubby
  - b.) Veneer (cannot be different than Chassis)
  - c.) Paint (cannot be different than Chassis)
  - d.) Fabric - vendor, pattern, color

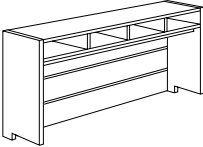
**Valance**

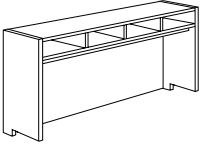
- ① Model Number



Description	D	W	H	CTN WT	CU FT	① Model	List Without Tackboard	List With Tackboard			
<b>90" w Panel Supported Cubby Unit with Toolrails</b>  <ul style="list-style-type: none"> <li>· use with overhead storage based on 18" w increments</li> <li>· not available for use with spacer pedestals</li> <li>· use with 19 1/2" d tops</li> <li>· anodized aluminum valance</li> <li>· aluminum work tool rail</li> <li>· unhanded</li> <li>· fabric is railroaded</li> <li>· work tools available, see pages 362-363</li> <li>· -5 indicates number of cubbies</li> <li>· com ydg: 2 3/4</li> </ul>	15	90	27 1/4	135	27	<b>PNWT4590-5</b>	<b>\$3,554</b>	<b>COM \$3,605</b> A \$3,632 B \$3,686 C \$3,780 D \$3,901 E \$4,022 F \$4,211 G \$4,413 H \$4,627 I \$4,963 J \$5,366			
	<b>90" w Panel Supported Cubby Unit</b>  <ul style="list-style-type: none"> <li>· use with overhead storage based on 18" w increments</li> <li>· not available for use with spacer pedestals</li> <li>· use with 19 1/2" d tops</li> <li>· anodized aluminum valance</li> <li>· unhanded</li> <li>· fabric is railroaded</li> <li>· -5 indicates number of cubbies</li> <li>· com ydg: 2 3/4</li> </ul>	15	90	27 1/4	128	27	<b>PNTB4590-5</b>	<b>\$2,686</b>	<b>COM \$2,738</b> A \$2,765 B \$2,819 C \$2,913 D \$3,034 E \$3,155 F \$3,344 G \$3,545 H \$3,759 I \$4,095 J \$4,499		
		<b>72" w Panel Supported Cubby Unit with Toolrails</b>  <ul style="list-style-type: none"> <li>· use with overhead storage based on 18" w increments</li> <li>· not available for use with spacer pedestals</li> <li>· use with 19 1/2" d tops</li> <li>· anodized aluminum valance</li> <li>· aluminum work tool rail</li> <li>· unhanded</li> <li>· fabric is railroaded</li> <li>· work tools available, see pages 362-363</li> <li>· -4 indicates number of cubbies</li> <li>· com ydg: 2 1/4</li> </ul>	15	72	27 1/4	112	22	<b>PNWT4572-4</b>	<b>\$2,933</b>	<b>COM \$2,975</b> A \$2,998 B \$3,041 C \$3,119 D \$3,218 E \$3,316 F \$3,471 G \$3,636 H \$3,811 I \$4,086 J \$4,416	
			<b>72" w Panel Supported Cubby Unit</b>  <ul style="list-style-type: none"> <li>· use with overhead storage based on 18" w increments</li> <li>· not available for use with spacer pedestals</li> <li>· use with 19 1/2" d tops</li> <li>· anodized aluminum valance</li> <li>· unhanded</li> <li>· fabric is railroaded</li> <li>· -4 indicates number of cubbies</li> <li>· com ydg: 2 1/4</li> </ul>	15	72	27 1/4	106	22	<b>PNTB4572-4</b>	<b>\$2,151</b>	<b>COM \$2,193</b> A \$2,216 B \$2,259 C \$2,337 D \$2,435 E \$2,534 F \$2,688 G \$2,853 H \$3,029 I \$3,304 J \$3,633

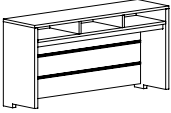
COLLECTIVE OFFICE

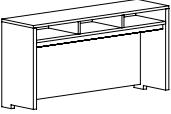
Description	D	W	H	CTN WT	CU FT	① Model	List Without Tackboard	List With Tackboard
<b>60" w Panel Supported Cubby Unit with Toolrails</b>   <ul style="list-style-type: none"> <li>· use with overhead storage based on 15" w increments</li> <li>· use with 19 1/2" d tops</li> <li>· not available for use with spacer pedestals</li> <li>· anodized aluminum valance</li> <li>· aluminum work tool rail</li> <li>· unhanded</li> <li>· fabric is railroaded</li> <li>· work tools available, see pages 362-363</li> <li>· -4 indicates number of cubbies</li> <li>· com ydg: 1 3/4</li> </ul>	15	60	27 1/4	94	18	<b>PNWT4560-4</b>	<b>\$2,589</b>	COM \$2,622
	A	\$2,640						
	B	\$2,674						
	C	\$2,734						
	D	\$2,811						
	E	\$2,888						
	F	\$3,008						
	G	\$3,136						
	H	\$3,273						
	I	\$3,486						
	J	\$3,743						

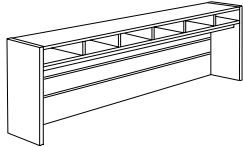
<b>60" w Panel Supported Cubby Unit</b>   <ul style="list-style-type: none"> <li>· use with overhead storage based on 15" w increments</li> <li>· use with 19 1/2" d tops</li> <li>· not available for use with spacer pedestals</li> <li>· anodized aluminum valance</li> <li>· unhanded</li> <li>· fabric is railroaded</li> <li>· -4 indicates number of cubbies</li> <li>· com ydg: 1 3/4</li> </ul>	15	60	27 1/4	90	18	<b>PNTB4560-4</b>	<b>\$1,791</b>	COM \$1,824
	A	\$1,842						
	B	\$1,876						
	C	\$1,936						
	D	\$2,013						
	E	\$2,090						
	F	\$2,210						
	G	\$2,338						
	H	\$2,475						
	I	\$2,688						
	J	\$2,945						

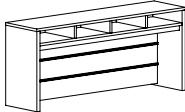
**To Order, Specify: ▲**

- ① Model Number
- ② Chassis & Cubby Wood Species/Paint -  
Cherry (CH1), Makore (MK2), Maple (MA1),  
Walnut (WA1), Anegre Premium (AN5) or  
Paint (PNT)  
(see page 255)
- ③ Finish/Paint Color (see page 255)
- ④ Back Panel Selection
  - a.) Same as Chassis & Cubby
  - b.) Veneer (cannot be different than Chassis)
  - c.) Paint (cannot be different than Chassis)
  - d.) Fabric - vendor, pattern, color

Description	D	W	H	CTN WT	CU FT	① Model	List Without Tackboard	List With Tackboard
<b>54" w Panel Supported Cubby Unit with Toolrails</b>  <ul style="list-style-type: none"> <li>· use with overhead storage based on 18" w increments</li> <li>· use with 19 1/2" d tops</li> <li>· not available for use with spacer pedestals</li> <li>· anodized aluminum valance</li> <li>· aluminum work tool rail</li> <li>· unhanded</li> <li>· fabric is railroaded</li> <li>· work tools available, see pages 362-363</li> <li>· -3 indicates number of cubbies</li> <li>· com ydg: 1 3/4</li> </ul>	15	54	27 1/4	87	17	<b>PNWT4554-3</b>	<b>\$2,201</b>	<b>COM \$2,234</b> A \$2,252 B \$2,285 C \$2,345 D \$2,423 E \$2,499 F \$2,619 G \$2,747 H \$2,885 I \$3,098 J \$3,354

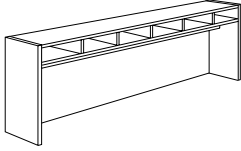
<b>54" w Panel Supported Cubby Unit</b>  <ul style="list-style-type: none"> <li>· use with overhead storage based on 18" w increments</li> <li>· use with 19 1/2" d tops</li> <li>· not available for use with spacer pedestals</li> <li>· anodized aluminum valance</li> <li>· unhanded</li> <li>· fabric is railroaded</li> <li>· -3 indicates number of cubbies</li> <li>· com ydg: 1 3/4</li> </ul>	15	54	27 1/4	83	17	<b>PNTB4554-3</b>	<b>\$1,662</b>	<b>COM \$1,694</b> A \$1,712 B \$1,746 C \$1,805 D \$1,883 E \$1,960 F \$2,079 G \$2,208 H \$2,345 I \$2,558 J \$2,814
--	----	----	--------	----	----	-------------------	----------------	--

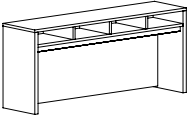
Description	D	W	H	CTN WT	CU FT	① Model	List Without Tackboard	List With Tackboard
<b>90" w Freestanding Panel Supported Cubby Unit with Toolrails</b>  	15	90	27 ¼	135	27	<b>PNWT4590-6-FS</b>	<b>\$3,568</b>	<b>COM \$3,621</b>
	<ul style="list-style-type: none"> <li>· use with overhead storage based on 15" w increments</li> <li>· use with 24" d tops</li> <li>· anodized aluminum valance</li> <li>· aluminum work tool rail</li> <li>· unhanded</li> <li>· fabric is railroaded</li> <li>· work tools available, see pages 362-363</li> <li>· -6 indicates number of cubbies</li> <li>· com ydg: 2 ¾</li> </ul>							<b>A \$3,648</b>
								<b>B \$3,702</b>
								<b>C \$3,796</b>
								<b>D \$3,917</b>
								<b>E \$4,038</b>
								<b>F \$4,227</b>
								<b>G \$4,428</b>
								<b>H \$4,643</b>
								<b>I \$4,979</b>
								<b>J \$5,382</b>

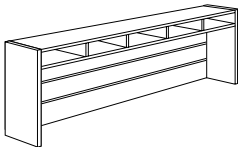
<b>60" w Freestanding Panel Supported Cubby Unit with Toolrails</b>  	15	60	27 ¼	94	18	<b>PNWT4560-4-FS</b>	<b>\$2,589</b>	<b>COM \$2,622</b>
	<ul style="list-style-type: none"> <li>· use with overhead storage based on 15" w increments</li> <li>· use with 24" d tops</li> <li>· anodized aluminum valance</li> <li>· aluminum work tool rail</li> <li>· unhanded</li> <li>· fabric is railroaded</li> <li>· work tools available, see pages 362-363</li> <li>· -4 indicates number of cubbies</li> <li>· com ydg: 1 ¾</li> </ul>							<b>A \$2,640</b>
								<b>B \$2,674</b>
								<b>C \$2,734</b>
								<b>D \$2,811</b>
								<b>E \$2,888</b>
								<b>F \$3,008</b>
								<b>G \$3,136</b>
								<b>H \$3,273</b>
								<b>I \$3,486</b>
								<b>J \$3,743</b>

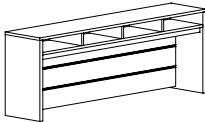
**To Order, Specify: ▲**

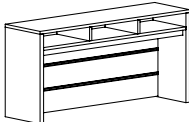
- ① Model Number
- ② Chassis & Cubby Wood Species/Paint -  
Cherry (CH1), Makore (MK2), Maple (MA1),  
Walnut (WA1), Anegre Premium (AN5) or  
Paint (PNT)  
(see page 255)
- ③ Finish/Paint Color (see page 255)
- ④ Back Panel Selection
  - a.) Same as Chassis & Cubby
  - b.) Veneer (cannot be different than Chassis)
  - c.) Paint (cannot be different than Chassis)
  - d.) Fabric - vendor, pattern, color

Description	D	W	H	CTN WT	CU FT	① Model	List Without Tackboard	List With Tackboard
<b>90" w Freestanding Panel Supported Cubby Unit</b>  <ul style="list-style-type: none"> <li>· use with overhead storage based on 15" w increments</li> <li>· use with 24" d tops</li> <li>· anodized aluminum valance</li> <li>· unhande</li> <li>· fabric is railroade</li> <li>· -6 indicates number of cubbies</li> <li>· com ydg: 2 3/4</li> </ul>	15	90	27 1/4	129	27	<b>PNTB4590-6-FS</b>	<b>\$2,702</b>	<b>COM \$2,755</b>
	A	\$2,782						
	B	\$2,835						
	C	\$2,930						
	D	\$3,051						
	E	\$3,171						
	F	\$3,360						
	G	\$3,562						
	H	\$3,776						
	I	\$4,112						
	J	\$4,515						

<b>60" w Freestanding Panel Supported Cubby Unit</b>  <ul style="list-style-type: none"> <li>· use with overhead storage based on 15" w increments</li> <li>· use with 24" d tops</li> <li>· anodized aluminum valance</li> <li>· unhande</li> <li>· fabric is railroade</li> <li>· -4 indicates number of cubbies</li> <li>· com ydg: 1 3/4</li> </ul>	15	60	27 1/4	90	18	<b>PNTB4560-4-FS</b>	<b>\$1,791</b>	<b>COM \$1,824</b>
	A	\$1,842						
	B	\$1,876						
	C	\$1,936						
	D	\$2,013						
	E	\$2,090						
	F	\$2,210						
	G	\$2,338						
	H	\$2,475						
	I	\$2,688						
	J	\$2,945						

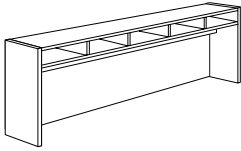
Description	D	W	H	CTN WT	CU FT	① Model	List Without Tackboard	List With Tackboard
<b>90" w Freestanding Panel Supported Cubby Unit with Toolrails</b>  	15	90	27 ¼	135	27	PNWT4590-5-FS	\$3,554	COM \$3,605
	<ul style="list-style-type: none"> <li>· use with overhead storage based on 18" w increments</li> <li>· use with 24" d tops</li> <li>· anodized aluminum valance</li> <li>· aluminum work tool rail</li> <li>· unhanded</li> <li>· fabric is railroaded</li> <li>· work tools available, see pages 362-363</li> <li>· -5 indicates number of cubbies</li> <li>· com ydg: 2 ¾</li> </ul>							A \$3,632
								B \$3,686
								C \$3,780
								D \$3,901
								E \$4,022
								F \$4,211
								G \$4,413
								H \$4,627
								I \$4,963
								J \$5,366

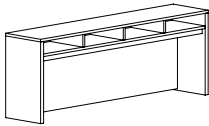
<b>72" w Freestanding Panel Supported Cubby Unit with Toolrails</b>  	15	72	27 ¼	112	22	PNWT4572-4-FS	\$2,933	COM \$2,975
	<ul style="list-style-type: none"> <li>· use with overhead storage based on 18" w increments</li> <li>· use with 24" d tops</li> <li>· anodized aluminum valance</li> <li>· aluminum work tool rail</li> <li>· unhanded</li> <li>· fabric is railroaded</li> <li>· work tools available, see pages 362-363</li> <li>· -4 indicates number of cubbies</li> <li>· com ydg: 2 ¼</li> </ul>							A \$2,998
								B \$3,041
								C \$3,119
								D \$3,218
								E \$3,316
								F \$3,471
								G \$3,636
								H \$3,811
								I \$4,086
								J \$4,416

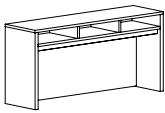
<b>54" w Freestanding Panel Supported Cubby Unit with Toolrails</b>  	15	54	27 ¼	87	17	PNWT4554-3-FS	\$2,201	COM \$2,234
	<ul style="list-style-type: none"> <li>· use with overhead storage based on 18" w increments</li> <li>· use with 24" d tops</li> <li>· anodized aluminum valance</li> <li>· aluminum work tool rail</li> <li>· unhanded</li> <li>· fabric is railroaded</li> <li>· work tools available, see pages 362-363</li> <li>· -3 indicates number of cubbies</li> <li>· com ydg: 1 ¾</li> </ul>							A \$2,252
								B \$2,285
								C \$2,345
								D \$2,423
								E \$2,499
								F \$2,619
								G \$2,747
								H \$2,885
								I \$3,098
								J \$3,354

**To Order, Specify: ▲**


- ① Model Number
- ② Chassis & Cubby Wood Species/Paint -  
Cherry (CH1), Makore (MK2), Maple (MA1),  
Walnut (WA1), Anegre Premium (AN5) or  
Paint (PNT)  
(see page 255)
- ③ Finish/Paint Color (see page 255)
- ④ Back Panel Selection
  - a.) Same as Chassis & Cubby
  - b.) Veneer (cannot be different than Chassis)
  - c.) Paint (cannot be different than Chassis)
  - d.) Fabric - vendor, pattern, color

Description	D	W	H	CTN WT	CU FT	Model	List Price No Tackboard	List Price With Tackboard
<b>90" w Freestanding Panel Supported Cubby Unit</b>  <ul style="list-style-type: none"> <li>· use with overhead storage based on 18" w increments</li> <li>· use with 24" d tops</li> <li>· anodized aluminum valance</li> <li>· unhande</li> <li>· fabric is railroade</li> <li>· -5 indicates number of cubbies</li> <li>· com ydg: 2 3/4</li> </ul>	15	90	27 1/4	128	27	PNTB4590-5-FS	\$2,686	COM \$2,738
	A	\$2,765						
	B	\$2,819						
	C	\$2,913						
	D	\$3,034						
	E	\$3,155						
	F	\$3,344						
	G	\$3,545						
	H	\$3,759						
	I	\$4,095						
	J	\$4,499						

<b>72" w Freestanding Panel Supported Cubby Unit</b>  <ul style="list-style-type: none"> <li>· use with overhead storage based on 18" w increments</li> <li>· use with 24" d tops</li> <li>· anodized aluminum valance</li> <li>· unhande</li> <li>· fabric is railroade</li> <li>· -4 indicates number of cubbies</li> <li>· com ydg: 2 1/4</li> </ul>	15	72	27 1/4	106	22	PNTB4572-4-FS	\$2,151	COM \$2,193
	A	\$2,216						
	B	\$2,259						
	C	\$2,337						
	D	\$2,435						
	E	\$2,534						
	F	\$2,688						
	G	\$2,853						
	H	\$3,029						
	I	\$3,304						
	J	\$3,633						

<b>54" w Freestanding Panel Supported Cubby Unit</b>  <ul style="list-style-type: none"> <li>· use with overhead storage based on 18" w increments</li> <li>· use with 24" d tops</li> <li>· anodized aluminum valance</li> <li>· unhande</li> <li>· fabric is railroade</li> <li>· -3 indicates number of cubbies</li> <li>· com ydg: 1 3/4</li> </ul>	15	54	27 1/4	83	17	PNTB4554-3-FS	\$1,662	COM \$1,694
	A	\$1,712						
	B	\$1,746						
	C	\$1,805						
	D	\$1,883						
	E	\$1,960						
	F	\$2,079						
	G	\$2,208						
	H	\$2,345						
	I	\$2,558						
	J	\$2,814						

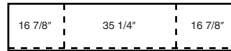
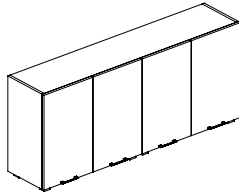
Description	D	W	H	CTN WT	CU FT	① Model	List Price
<b>Storage Overhead Cabinet with 4 Glass Doors</b>	15 7/8	72	31 1/4	168	26	<b>BOS4572-30-G</b>	<b>\$4,859</b>



top view,  
inside measurements

- use atop panel supported or wall mounted cubby units
- anodized aluminum frame
- aluminum spacers included
- soft close hinge doors
- adjustable shelf each compartment
- inset back panel
- locking doors not available
- 1 1/2" wood cleat supplied with unfinished back unit, standard
- without wall hanging cleats and with finished back optional, specify when ordering; no upcharge

<b>Storage Overhead Cabinet with 4 Wood Doors</b>	15 7/8	72	31 1/4	168	26	<b>BOS4572-30</b>	<b>\$3,609</b>
---	--------	----	--------	-----	----	-------------------	----------------



top view,  
inside measurements

- use atop panel supported or wall mounted cubby units
- aluminum spacers included
- adjustable shelf each compartment
- inset back panel
- locking doors available, specify and add \$315 list
- 1 1/2" wood cleat supplied with unfinished back unit, standard
- without wall hanging cleats and with finished back optional, specify when ordering; no upcharge

**To Order, Specify:**

**Panel Supported Cubby ▲**

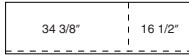
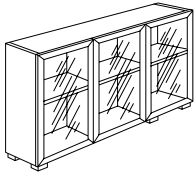
- ① Model Number
- ② Chassis & Cubby Wood Species/Paint - Cherry (CH1), Makore (MK2), Maple (MA1), Walnut (WA1), Anegre Premium (AN5) or Paint (PNT) (see page 255)
- ③ Finish/Paint Color (see page 255)
- ④ Back Panel Selection
  - a.) Same as Chassis & Cubby
  - b.) Veneer (cannot be different than Chassis)
  - c.) Paint (cannot be different than Chassis)
  - d.) Fabric - vendor, pattern, color

**Storage Overhead Cabinet**

- ① Model Number
- ② Wood Species or Paint on Chassis - Cherry (CH1), Makore (MK2), Maple (MA1), Walnut (WA1), Anegre Premium (AN5) or Paint (PNT) (see page 255)
- ③ Finish Color on Chassis (see page 255)
- ④ Finish Color on Door Fronts (see page 271)
- ⑤ Glass Door Option (see page 271) ▲


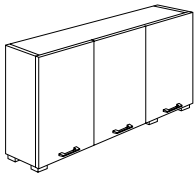


Description	D	W	H	CTN WT	CU FT	① Model	List Price
Storage Overhead Cabinet with 3 Glass Doors	15 7/8	54	31 1/4	126	20	BOS4554-30R-G	\$3,419
	15 7/8	54	31 1/4	126	20	BOS4554-30L-G	\$3,419





- use atop panel supported or wall mounted cubby units
- anodized aluminum frame
- aluminum spacers included
- soft close hinge doors
- adjustable shelf each compartment
- inset back panel
- locking doors not available
- 1 1/2" wood cleat supplied with unfinished back unit, standard
- without wall hanging cleats and with finished back optional, specify when ordering; no upcharge

Storage Overhead Cabinet with 3 Wood Doors	15 7/8	54	31 1/4	126	20	BOS4554-30R	\$2,612
	15 7/8	54	31 1/4	126	20	BOS4554-30L	\$2,612



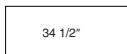
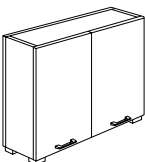
- use atop panel supported or wall mounted cubby units
- aluminum spacers included
- adjustable shelf each compartment
- inset back panel
- locking doors available, specify and add \$210 list
- 1 1/2" wood cleat supplied with unfinished back unit, standard
- without wall hanging cleats and with finished back optional, specify when ordering; no upcharge

Storage Overhead Cabinet with 2 Glass Doors	15 7/8	36	31 1/4	84	13	BOS4536-30-G	\$2,343
---	--------	----	--------	----	----	--------------	---------



- use atop panel supported or wall mounted cubby units
- anodized aluminum frame
- aluminum spacers included
- soft close hinge doors
- adjustable shelf
- inset back panel
- locking doors not available
- 1 1/2" wood cleat supplied with unfinished back unit, standard
- without wall hanging cleats and with finished back optional, specify when ordering; no upcharge

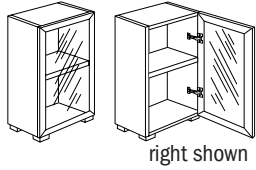
Storage Overhead Cabinet with 2 Wood Doors	15 7/8	36	31 1/4	84	13	BOS4536-30	\$1,720
--	--------	----	--------	----	----	------------	---------



- use atop panel supported or wall mounted cubby units
- aluminum spacers included
- adjustable shelf each compartment
- inset back panel
- locking doors available, specify and add \$105 list
- 1 1/2" wood cleat supplied with unfinished back unit, standard
- without wall hanging cleats and with finished back optional, specify when ordering; no upcharge

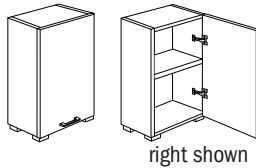
COLLECTIVE OFFICE

Description	D	W	H	CTN WT	CU FT	① Model	List Price
Storage Overhead Cabinet with Glass Door	15 7/8	18	31 1/4	60	7	BOS4518-30R-G	\$1,743
	15 7/8	18	31 1/4	60	7	BOS4518-30L-G	\$1,743



- use atop panel supported or wall mounted cubby units
- anodized aluminum frame
- aluminum spacers included
- soft close hinge door
- adjustable shelf
- inset back panel
- locking door not available
- left & right determined by door hinge
- 1 1/2" wood cleat supplied with unfinished back unit, standard
- without wall hanging cleats and with finished back optional, specify when ordering; no upcharge

Storage Overhead Cabinet with Wood Door	15 7/8	18	31 1/4	60	7	BOS4518-30R	\$1,359
	15 7/8	18	31 1/4	60	7	BOS4518-30L	\$1,359



- use atop panel supported or wall mounted cubby units
- aluminum spacers included
- adjustable shelf
- inset back panel
- locking door available, specify and add \$105 list
- left & right determined by door hinge
- 1 1/2" wood cleat supplied with unfinished back unit, standard
- without wall hanging cleats and with finished back optional, specify when ordering; no upcharge

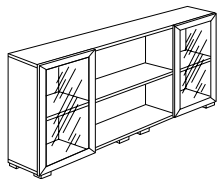
**To Order, Specify:**

- ① Model Number
- ② Wood Species or Paint on Chassis -  
Cherry (CH1), Makore (MK2), Maple (MA1),  
Walnut (WA1), Anegre Premium (AN5)  
or Paint (PNT)  
(see page 255)
- ③ Finish Color on Chassis (see page 255)
- ④ Finish Color on Door Fronts (see page 255)
- ⑤ Glass Door Option (see page 271)

Description	D	W	H	CTN WT	CU FT	① Model	List Price
-------------	---	---	---	--------	-------	---------	------------

**Storage Overhead Cabinet with 2 Glass Doors and Open Center**


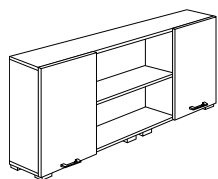
15 7/8	72	31 1/4	153	26	<b>BOS4572-30HD-OC-G</b>	<b>\$3,925</b>
--------	----	--------	-----	----	--------------------------	----------------



- use atop panel supported or wall mounted cubby units
- anodized aluminum frame
- aluminum spacers included
- soft close hinge doors
- adjustable shelf each compartment
- inset back panel
- locking doors not available
- 1 1/2" wood cleat supplied with unfinished back unit, standard
- without wall hanging cleats and with finished back optional, specify when ordering; no upcharge

**Storage Overhead Cabinet with 2 Wood Doors and Open Center**


15 7/8	72	31 1/4	153	26	<b>BOS4572-30HD-OC</b>	<b>\$3,221</b>
--------	----	--------	-----	----	------------------------	----------------



- use atop panel supported or wall mounted cubby units
- aluminum spacers included
- adjustable shelf each compartment
- inset back panel
- locking doors available, specify and add \$210 list
- 1 1/2" wood cleat supplied with unfinished back unit, standard
- without wall hanging cleats and with finished back optional, specify when ordering; no upcharge

**Storage Overhead Cabinet with 2 Glass Doors and Open Center**

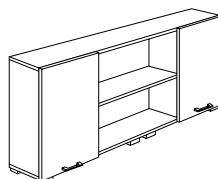
15 7/8	60	31 1/4	133	22	<b>BOS4560-30HD-OC-G</b>	<b>\$3,611</b>
--------	----	--------	-----	----	--------------------------	----------------



- use atop panel supported or wall mounted cubby units
- aluminum spacers included
- adjustable shelf each compartment
- inset back panel
- 1 1/2" wood cleat supplied with unfinished back unit, standard
- without wall hanging cleats and with finished back optional, specify when ordering; no upcharge

**Storage Overhead Cabinet with 2 Wood Doors and Open Center**

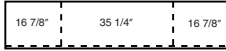
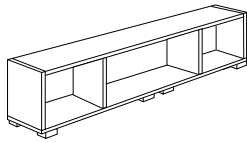
15 7/8	60	31 1/4	133	22	<b>BOS4560-30HD-OC</b>	<b>\$2,916</b>
--------	----	--------	-----	----	------------------------	----------------



- use atop panel supported or wall mounted cubby units
- aluminum spacers included
- adjustable shelf each compartment
- inset back panel
- locking doors available, specify and add \$210 list
- 1 1/2" wood cleat supplied with unfinished back unit, standard
- without wall hanging cleats and with finished back optional, specify when ordering; no upcharge

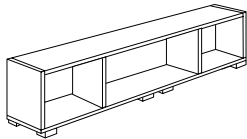
COLLECTIVE OFFICE

Description	D	W	H	CTN WT	CU FT	① Model	List Price
<b>Overhead Cabinet with Open Storage</b>	15	72	16 ¼	90	14	<b>BOS4572-OC</b>	<b>\$2,803</b>



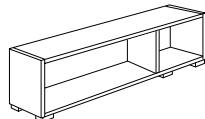
- use atop panel supported or wall mounted cubby units
- aluminum spacers included
- inset back panel
- 1 ½" wood cleat supplied with unfinished back unit, standard
- without wall hanging cleats and with finished back optional, specify when ordering; no upcharge

<b>Overhead Cabinet with Open Storage</b>	15	60	16 ¼	80	12	<b>BOS4560-OC</b>	<b>\$2,336</b>
---	----	----	------	----	----	-------------------	----------------



- use atop panel supported or wall mounted cubby units
- aluminum spacers included
- inset back panel
- 1 ½" wood cleat supplied with unfinished back unit, standard
- without wall hanging cleats and with finished back optional, specify when ordering; no upcharge

<b>Overhead Cabinet with Open Storage</b>	15	54	16 ¼	67	11	<b>BOS4554R-OC</b>	<b>\$2,105</b>
	15	54	16 ¼	67	11	<b>BOS4554L-OC</b>	<b>\$2,105</b>



right shown

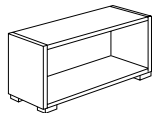


- use atop panel supported or wall mounted cubby units
- aluminum spacers included
- inset back panel
- left & right is determined by 18" open compartment
- 1 ½" wood cleat supplied with unfinished back unit, standard
- without wall hanging cleats and with finished back optional, specify when ordering; no upcharge

**To Order, Specify:**

- ① Model Number
- ② Wood Species or Paint on Chassis -  
Cherry (CH1), Makore (MK2), Maple (MA1),  
Walnut (WA1), Anegre Premium (AN5)  
or Paint (PNT)  
(see page 255)
- ③ Finish Color on Chassis (see page 255)
- ④ Finish Color on Door Fronts (see page 255)
- ⑤ Glass Door Option (see page 271)

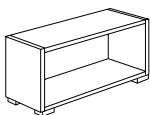
Description	D	W	H	CTN WT	CU FT	① Model	List Price
Overhead Cabinet with Open Storage	15	36	16 ¼	44	7	BOS4536-OC	\$1,401




- use atop panel supported or wall mounted cubby units
- aluminum spacers included
- inset back panel
- 1 ½" wood cleat supplied with unfinished back unit, standard
- without wall hanging cleats and with finished back optional, specify when ordering; no upcharge



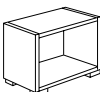
Overhead Cabinet with Open Storage	15	30	16 ¼	39	6	BOS4530-OC	\$1,169
------------------------------------	----	----	------	----	---	------------	---------



- use atop panel supported or wall mounted cubby units
- aluminum spacers included
- inset back panel
- 1 ½" wood cleat supplied with unfinished back unit, standard
- without wall hanging cleats and with finished back optional, specify when ordering; no upcharge



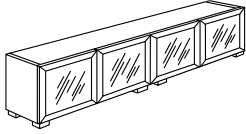
Overhead Cabinet with Open Storage	15	18	16 ¼	30	4	BOS4518-OC	\$950
------------------------------------	----	----	------	----	---	------------	-------



- use atop panel supported or wall mounted cubby units
- aluminum spacers included
- inset back panel
- 1 ½" wood cleat supplied with unfinished back unit, standard
- without wall hanging cleats and with finished back optional, specify when ordering; no upcharge

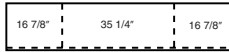
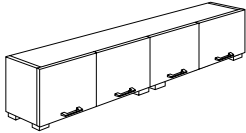


Description	D	W	H	CTN WT	CU FT	① Model	List Price
Storage Overhead Cabinet with 4 Glass Doors	15 7/8	72	16 1/4	106	15	BOS4572-G	\$4,136



- use atop panel supported or wall mounted cubby units
- anodized aluminum frame
- aluminum spacers included
- soft close hinge doors
- inset back panel
- locking doors not available
- 1 1/2" wood cleat supplied with unfinished back unit, standard
- without wall hanging cleats and with finished back optional, specify when ordering; no upcharge

Storage Overhead Cabinet with 4 Wood Doors	15 7/8	72	16 1/4	106	15	BOS4572	\$2,966
--	--------	----	--------	-----	----	---------	---------

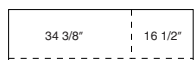
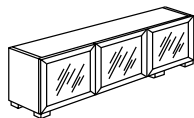


- use atop panel supported or wall mounted cubby units
- aluminum spacers included
- inset back panel
- locking doors available, specify and add \$315 list
- 1 1/2" wood cleat supplied with unfinished back unit, standard
- without wall hanging cleats and with finished back optional, specify when ordering; no upcharge

**To Order, Specify:**

- ① Model Number
- ② Wood Species or Paint on Chassis -  
Cherry (CH1), Makore (MK2), Maple (MA1),  
Walnut (WA1), Anegre Premium (AN5) or  
Paint (PNT)  
(see page 255)
- ③ Finish Color on Chassis (see page 255)
- ④ Finish Color on Door Fronts (see page 255)
- ⑤ Glass Door Option (see page 271)


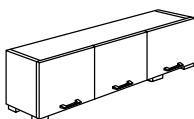
Description	D	W	H	CTN WT	CU FT	① Model	List Price
Storage Overhead Cabinet with 3 Glass Doors	15 7/8	54	16 1/4	80	11	BOS4554R-G	\$2,891
	15 7/8	54	16 1/4	80	11	BOS4554L-G	\$2,891



right shown

- use atop panel supported or wall mounted cubby units
- anodized aluminum frame
- aluminum spacers included
- soft close hinge doors
- inset back panel
- locking doors not available
- 1 1/2" wood cleat supplied with unfinished back unit, standard
- without wall hanging cleats and with finished back optional, specify when ordering; no upcharge

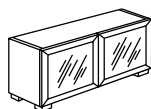
Storage Overhead Cabinet with 3 Wood Doors	15 7/8	54	16 1/4	80	11	BOS4554R	\$2,029
	15 7/8	54	16 1/4	80	11	BOS4554L	\$2,029



right shown

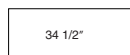
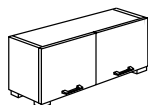
- use atop panel supported or wall mounted cubby units
- aluminum spacers included
- inset back panel
- locking doors available, specify and add \$210 list
- 1 1/2" wood cleat supplied with unfinished back unit, standard
- without wall hanging cleats and with finished back optional, specify when ordering; no upcharge

Storage Overhead Cabinet with 2 Glass Doors	15 7/8	36	16 1/4	52	8	BOS4536-G	\$2,094
---	--------	----	--------	----	---	-----------	---------



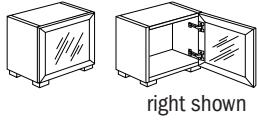
- use atop panel supported or wall mounted cubby units
- anodized aluminum frame
- aluminum spacers included
- soft close hinge doors
- inset back panel
- locking doors not available
- 1 1/2" wood cleat supplied with unfinished back unit, standard
- without wall hanging cleats and with finished back optional, specify when ordering; no upcharge

Storage Overhead Cabinet with 2 Wood Doors	15 7/8	36	16 1/4	52	8	BOS4536	\$1,547
--	--------	----	--------	----	---	---------	---------



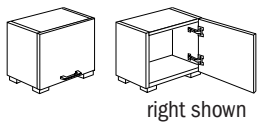
- use atop panel supported or wall mounted cubby units
- aluminum spacers included
- inset back panel
- locking doors available, specify and add \$105 list
- 1 1/2" wood cleat supplied with unfinished back unit, standard
- without wall hanging cleats and with finished back optional, specify when ordering; no upcharge

Description	D	W	H	CTN WT	CU FT	① Model	List Price
Storage Overhead Cabinet with Glass Door	15 7/8	18	16 1/4	31	4	BOS4518R-G	\$1,419
	15 7/8	18	16 1/4	31	4	BOS4518L-G	\$1,419



- use atop panel supported or wall mounted cubby units
- anodized aluminum frame
- aluminum spacers included
- soft close hinge doors
- inset back panel
- locking doors not available
- left & right determined by door hinge
- 1 1/2" wood cleat supplied with unfinished back unit, standard
- without wall hanging cleats and with finished back optional, specify when ordering; no upcharge

Storage Overhead Cabinet with Wood Door	15 7/8	18	16 1/4	31	4	BOS4518R	\$1,077
	15 7/8	18	16 1/4	31	4	BOS4518L	\$1,077



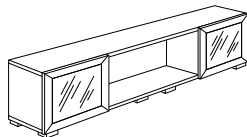
- use atop panel supported or wall mounted cubby units
- aluminum spacers included
- inset back panel
- locking doors available, specify and add \$105 list
- left & right determined by door hinge
- 1 1/2" wood cleat supplied with unfinished back unit, standard
- without wall hanging cleats and with finished back optional, specify when ordering; no upcharge

**To Order, Specify:**

- ① Model Number
- ② Wood Species or Paint on Chassis -  
Cherry (CH1), Makore (MK2), Maple (MA1),  
Walnut (WA1), Anegre Premium (AN5) or  
Paint (PNT)  
(see page 255)
- ③ Finish Color on Chassis (see page 255)
- ④ Finish Color on Door Fronts (see page 255)
- ⑤ Glass Door Option (see page 271)

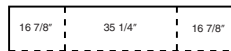
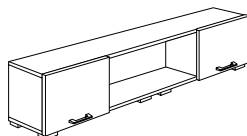


Description	D	W	H	CTN WT	CU FT	① Model	List Price
Storage Overhead Cabinet with 2 Glass Doors and Open Center	15 7/8	72	16 1/4	96	15	BOS4572HD-OC-G	\$3,623



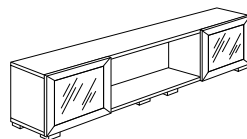
- use atop panel supported or wall mounted cubby units
- anodized aluminum frame
- aluminum spacers included
- soft close hinge doors
- inset back panel
- locking doors not available
- 1 1/2" wood cleat supplied with unfinished back unit, standard
- without wall hanging cleats and with finished back optional, specify when ordering; no upcharge

Storage Overhead Cabinet with 2 Wood Doors and Open Center	15 7/8	72	16 1/4	96	15	BOS4572HD-OC	\$2,768
--	--------	----	--------	----	----	--------------	---------



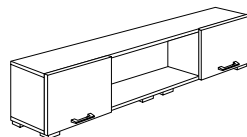
- use atop panel supported or wall mounted cubby units
- aluminum spacers included
- inset back panel
- locking doors available, specify and add \$210 list
- 1 1/2" wood cleat supplied with unfinished back unit, standard
- without wall hanging cleats and with finished back optional, specify when ordering; no upcharge

Storage Overhead Cabinet with 2 Glass Flipper Doors	15 7/8	60	16 1/4	84	12	BOS4560HD-OC-G	\$3,383
---	--------	----	--------	----	----	----------------	---------



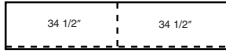
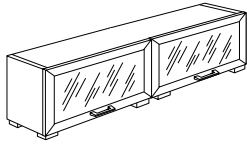
- use atop panel supported or wall mounted cubby units
- anodized aluminum frame
- aluminum spacers included
- inset back panel
- locking doors not available
- 1 1/2" wood cleat supplied with unfinished back unit, standard
- without wall hanging cleats and with finished back optional, specify when ordering; no upcharge

Storage Overhead Cabinet with 2 Wood Flipper Doors	15 7/8	60	16 1/4	84	12	BOS4560HD-OC	\$2,736
--	--------	----	--------	----	----	--------------	---------



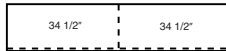
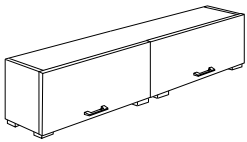
- use atop panel supported or wall mounted cubby units
- aluminum spacers included
- adjustable shelf each compartment
- inset back panel
- locking doors available, specify and add \$210 list
- 1 1/2" wood cleat supplied with unfinished back unit, standard
- without wall hanging cleats and with finished back optional, specify when ordering; no upcharge

Description	D	W	H	CTN WT	CU FT	① Model	List Price
<b>Storage Overhead Cabinet with Glass Flipper Door</b>	15 7/8	72	16 1/4	107	15	<b>BOS4572-FDG</b>	<b>\$3,738</b>



- use atop panel supported or wall mounted cubby units
- anodized aluminum frame
- aluminum spacers included
- inset back panel
- locking doors not available
- 1 1/2" wood cleat supplied with unfinished back unit, standard
- without wall hanging cleats and with finished back optional, specify when ordering; no upcharge

<b>Storage Overhead Cabinet with Wood Flipper Door</b>	15 7/8	72	16 1/4	107	15	<b>BOS4572-FD</b>	<b>\$2,991</b>
--	--------	----	--------	-----	----	-------------------	----------------


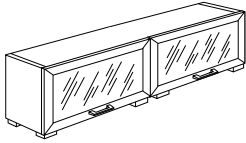


- use atop panel supported or wall mounted cubby units
- aluminum spacers included
- inset back panel
- locking doors not available
- 1 1/2" wood cleat supplied with unfinished back unit, standard
- without wall hanging cleats and with finished back optional, specify when ordering; no upcharge

**To Order, Specify:**


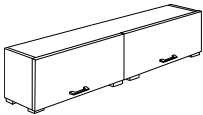
- ① Model Number
- ② Wood Species or Paint on Chassis -  
Cherry (CH1), Makore (MK2), Maple (MA1),  
Walnut (WA1), Anegre Premium (AN5) or  
Paint (PNT)  
(see page 255)
- ③ Finish Color on Chassis (see page 255)
- ④ Finish Color on Door Fronts (see page 255)
- ⑤ Glass Door Option (see page 271)

Description	D	W	H	CTN WT	CU FT	Model	List Price
<b>Storage Overhead Cabinet with Glass Flipper Doors</b>	15 7/8	60	16 1/4	93	12	<b>BOS4560-FDG</b>	<b>\$3,492</b>




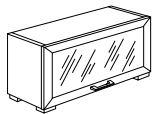
- use atop panel supported or wall mounted cubby units
- anodized aluminum frame
- aluminum spacers included
- inset back panel
- locking doors not available
- 1 1/2" wood cleat supplied with unfinished back unit, standard
- without wall hanging cleats and with finished back optional, specify when ordering; no upcharge

<b>Storage Overhead Cabinet with Wood Flipper Doors</b>	15 7/8	60	16 1/4	93	12	<b>BOS4560-FD</b>	<b>\$2,785</b>
---	--------	----	--------	----	----	-------------------	----------------




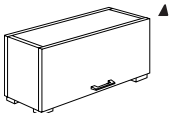
- use atop panel supported or wall mounted cubby units
- aluminum spacers included
- inset back panel
- locking doors not available
- 1 1/2" wood cleat supplied with unfinished back unit, standard
- without wall hanging cleats and with finished back optional, specify when ordering; no upcharge

<b>Storage Overhead Cabinet with Glass Flipper Door</b>	15 7/8	36	16 1/4	54	8	<b>BOS4536-FDG</b>	<b>\$2,055</b>
---	--------	----	--------	----	---	--------------------	----------------



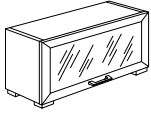
- use atop panel supported or wall mounted cubby units
- aluminum spacers included
- inset back panel
- locking door not available
- 1 1/2" wood cleat supplied with unfinished back unit, standard
- without wall hanging cleats and with finished back optional, specify when ordering; no upcharge

<b>Storage Overhead Cabinet with Wood Flipper Doors</b>	15 7/8	36	16 1/4	54	8	<b>BOS4536-FD</b>	<b>\$1,690</b>
---	--------	----	--------	----	---	-------------------	----------------



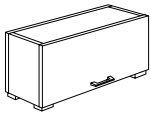
- use atop panel supported or wall mounted cubby units
- aluminum spacers included
- inset back panel
- locking door not available
- 1 1/2" wood cleat supplied with unfinished back unit, standard
- without wall hanging cleats and with finished back optional, specify when ordering; no upcharge

Description	D	W	H	CTN WT	CU FT	① Model	List Price
<b>Storage Overhead Cabinet with Glass Flipper Door</b>	15 7/8	30	16 1/4	47	6	<b>BOS4530-FDG</b>	<b>\$1,919</b>



- use atop panel supported or wall mounted cubby units
- anodized aluminum frame
- aluminum spacers included
- inset back panel
- locking door not available
- 1 1/2" wood cleat supplied with unfinished back unit, standard
- without wall hanging cleats and with finished back optional, specify when ordering; no upcharge


<b>Storage Overhead Cabinet with Wood Flipper Door</b>	15 7/8	30	16 1/4	47	6	<b>BOS4530-FD</b>	<b>\$1,565</b>
--	--------	----	--------	----	---	-------------------	----------------



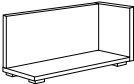
- use atop panel supported or wall mounted cubby units
- aluminum spacers included
- inset back panel
- locking door not available
- 1 1/2" wood cleat supplied with unfinished back unit, standard
- without wall hanging cleats and with finished back optional, specify when ordering; no upcharge

**To Order, Specify:**

- ① Model Number
- ② Wood Species or Paint on Chassis -  
Cherry (CH1), Makore (MK2), Maple (MA1),  
Walnut (WA1), Anegre Premium (AN5) or  
Paint (PNT)  
(see page 255)
- ③ Finish Color on Chassis (see page 255)
- ④ Finish Color on Door Fronts (see page 255)
- ⑤ Glass Door Option (see page 271)

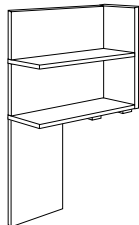
Description	D	W	H	CTN WT	CU FT	① Model	List Price
<b>31 ¼" h Asymmetric Overhead Shelf</b>  left shown	15	36	31 ¼	41	13	ES4536-30R	\$1,069
	15	36	31 ¼	41	13	ES4536-30L	\$1,069
	15	30	31 ¼	34	11	ES4530-30R	\$1,020
	15	30	31 ¼	34	11	ES4530-30L	\$1,020
	15	27	31 ¼	30	10	ES4527-30R	\$959
	15	27	31 ¼	30	10	ES4527-30L	\$959
	15	18	31 ¼	20	7	ES4518-30R	\$811
	15	18	31 ¼	20	7	ES4518-30L	\$811

- use atop worksurface towers and cubbies and freestanding towers
- aluminum spacers included
- 1 ½" wood cleat supplied with unfinished back unit, standard
- without wall hanging cleats and with finished back optional, specify when ordering; no upcharge

<b>16 ¼" h Asymmetric Overhead Shelf</b>  left shown	15	36	16 ¼	27	7	ES4536R	\$931
	15	36	16 ¼	27	7	ES4536L	\$931
	15	30	16 ¼	23	6	ES4530R	\$873
	15	30	16 ¼	23	6	ES4530L	\$873
	15	27	16 ¼	20	5	ES4527R	\$833
	15	27	16 ¼	20	5	ES4527L	\$833
	15	18	16 ¼	14	4	ES4518R	\$704
	15	18	16 ¼	14	4	ES4518L	\$704

- use atop worksurface towers and cubbies and freestanding towers
- aluminum spacers included
- 1 ½" wood cleat supplied with unfinished back unit, standard
- without wall hanging cleats and with finished back optional, specify when ordering; no upcharge

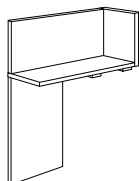
<b>59 ¾" h Asymmetric Overhead Shelf</b>	15	36	59 ¾	51	13	ES4536-EXP60R	\$1,417
	15	36	59 ¾	51	13	ES4536-EXP60L	\$1,417



left shown

- use with cubbies
- aluminum spacers included
- mounting brackets included
- must be mounted to the wall during installation


<b>44 ¾" h Asymmetric Overhead Shelf</b>	15	36	44 ¾	37	8	ES4536-EXP45R	\$1,163
	15	36	44 ¾	37	8	ES4536-EXP45L	\$1,163



left shown


- use with cubbies
- aluminum spacers included
- mounting brackets included
- must be mounted to the wall during installation

Description	D	W	H	CTN WT	CU FT	① Model	List Price
Case Top Cubby Support Panel	12 ¾	1 ¼	28 ½	11	1	EP4527-13	\$319



- use to support worksurfaces to top of cubby
- add to asymmetric overhead shelf to make freestanding

Floor/Cubby Support Panel	15	1 ¼	55	27	2	EP4555-15	\$628
---------------------------	----	-----	----	----	---	-----------	-------



- use to support floor to cubby
- leveling glides

Floor/Overhead Support Panel	15	1 ¼	86 ¼	42	3	EP4586-15	\$1,211
	15	1 ¼	71 ¼	35	2	EP4571-15	\$775

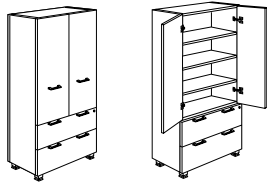


- use to support floor to overhead
- leveling glides

**To Order, Specify:**

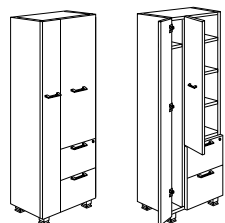
- ① Model Number
- ② Wood Species or Paint - Cherry (CH1), Makore (MK2), Maple (MA1), Walnut (WA1), Anegre Premium (AN5) or Paint (PNT) (see page 255)
- ③ Finish Color (see page 255)

Description	D	W	H	CTN WT	CU FT	① Model	List Price
86 ¼" h Storage Cabinet - File/File Lateral	24	36	86 ¼	375	51	WD4536-2FS-86T	\$7,474
	24	30	86 ¼	313	43	WD4530-2FS-86T	\$7,231



- three adjustable shelves
- pedestal front locking
- reinforced drawer bottom
- end panel grommet available, specify and add \$79 list each; see page 258
- plinth base in place of telescopic feet, specify and no upcharge
- locking doors available, specify and add \$105 list
- pull-out shelf available, specify and add \$220 list

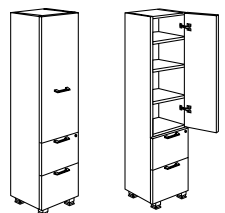
86 ¼" h Storage Wardrobe - File/File	24	27	86 ¼	300	39	WD4527DPSR-86T	\$6,302
	24	27	86 ¼	300	39	WD4527DPSL-86T	\$6,302



left shown

- fixed shelf in wardrobe
- coat hook in wardrobe
- three adjustable shelves
- pedestal front locking
- plinth base in place of telescopic feet, specify and no upcharge
- locking doors available, specify and add \$210 list

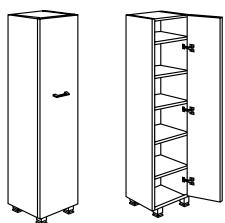
86 ¼" h Storage Cabinet - File/File	24	18	86 ¼	283	27	WD4518DR-86T	\$4,775
	24	18	86 ¼	283	27	WD4518DL-86T	\$4,775



right shown

- three adjustable shelves
- pedestal front locking
- plinth base in place of telescopic feet, specify and no upcharge
- locking door available, specify and add \$105 list

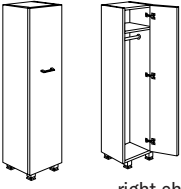
86 ¼" h Storage Cabinet	24	18	86 ¼	235	27	WD4518SR-86T	\$4,446
	24	18	86 ¼	235	27	WD4518SL-86T	\$4,446



right shown

- top shelf fixed
- four adjustable shelves
- plinth base in place of telescopic feet, specify and no upcharge
- locking door available, specify and add \$105 list

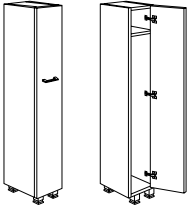
Description	D	W	H	CTN WT	CU FT	❶ Model	List Price
86 ¼" h Wardrobe	24	18	86 ¼	207	27	WD4518R-86T	\$4,029
	24	18	86 ¼	207	27	WD4518L-86T	\$4,029



right shown

- fixed shelf
- hanging bar
- plinth base in place of telescopic feet, specify and no upcharge
- locking door available, specify and add \$105 list

86 ¼" h Wardrobe	24	12	86 ¼	147	19	WD4512R-86T	\$3,016
	24	12	86 ¼	147	19	WD4512L-86T	\$3,016



right shown

- fixed shelf
- coat hook
- plinth base in place of telescopic feet, specify and no upcharge
- locking door available, specify and add \$105 list must be mounted to a wall or another unit

**To Order, Specify:**

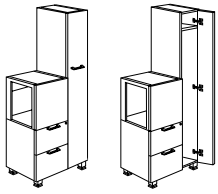
- ❶ Model Number
- ❷ Wood Species on Chassis - Cherry (CH1), Makore (MK2), Maple (MA1), Walnut (WA1) or Anegre Premium (AN5) (see page 255)
- ❸ Finish Color for Chassis (see page 255)
- ❹ Finish Color for Doors/Drawer Fronts
  - a.) Same as Chassis
  - b.) Paint Color (see page 255)

**Product Modifications:**

Pedestal Change - see page 256



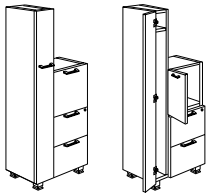
Description	D	W	H	CTN WT	CU FT	① Model	List Price
86 ¼" h Storage Wardrobe Cabinet with Side Access - File/File	24	30	86 ¼	280	43	WD4530DPSR-SEQ-86T	\$4,571
	24	30	86 ¼	280	43	WD4530DPSL-SEQ-86T	\$4,571



right shown

- fixed shelf in wardrobe
- coat hook in wardrobe
- adjustable shelf inside side access
- pedestal front locking
- end panel grommet available, specify and add \$79 list each; see page 258
- plinth base in place of telescopic feet, specify and no upcharge
- locking door available, specify and add \$105 list
- pull-out shelf available inside side access, specify and add \$220 list
- side entry inside dimensions: 24" w x 13 ¼" d x 27 ¾" h

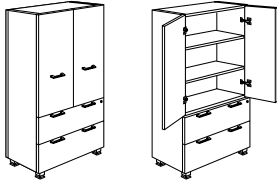
86 ¼" h Storage Wardrobe - Equipment and File/File	24	30	86 ¼	283	43	WD4530DPSR-86T	\$4,412
	24	30	86 ¼	283	43	WD4530DPSL-86T	\$4,412



left shown

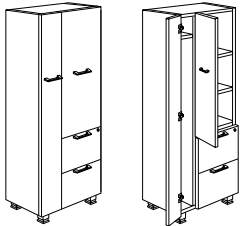
- fixed shelf in wardrobe
- coat hook in wardrobe
- pedestal front locking
- end panel grommet available, specify and add \$79 list each; see page 258
- plinth base in place of telescopic feet, specify and no upcharge
- locking doors available, specify and add \$210 list
- pull-out shelf available, specify and add \$220 list

Description	D	W	H	CTN WT	CU FT	① Model	List Price
71 ¼" Storage Cabinet - File/File Lateral	24	36	71 ¼	294	42	WD4536-2FS	\$7,048
	24	30	71 ¼	283	36	WD4530-2FS	\$6,791



- two adjustable shelves
- pedestal front locking
- end panel grommet available, specify and add \$79 list each; see page 258
- plinth base in place of telescopic feet, specify and no upcharge
- locking doors available, specify and add \$105 list
- pull-out shelf available, specify and add \$220 list

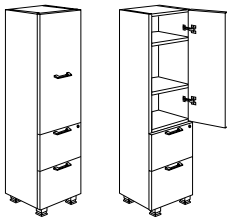
71 ¼" Storage Wardrobe - File/File	24	27	71 ¼	290	32	WD4527DPSR	\$5,849
	24	27	71 ¼	290	32	WD4527DPSL	\$5,849



left shown

- fixed shelf in wardrobe
- coat hook in wardrobe
- two adjustable shelves
- pedestal front locking
- plinth base in place of telescopic feet, specify and no upcharge
- locking doors available, specify and add \$210 list

71 ¼" Storage Cabinet - File/File	24	18	71 ¼	225	22	WD4518DR	\$4,395
	24	18	71 ¼	225	22	WD4518DL	\$4,395



right shown

- two adjustable shelves
- pedestal front locking
- plinth base in place of telescopic feet, specify and no upcharge
- locking door available, specify and add \$105 list

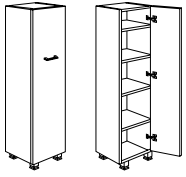
**To Order, Specify:**

- ① Model Number
- ② Wood Species on Chassis - Cherry (CH1), Makore (MK2), Maple (MA1), Walnut (WA1) or Anegre Premium (AN5) (see page 255)
- ③ Finish Color for Chassis (see page 255)
- ④ Finish Color for Doors/Drawer Fronts
  - a.) Same as Chassis
  - b.) Paint Color (see page 255)

**Product Modifications:**

Pedestal Change - see page 256

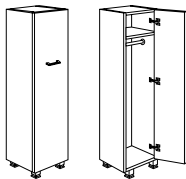
Description	D	W	H	CTN WT	CU FT	① Model	List Price
71 ¼" h Storage Cabinet	24	18	71 ¼	225	22	WD4518SR	\$4,077
	24	18	71 ¼	225	22	WD4518SL	\$4,077



right shown

- top shelf fixed
- three adjustable shelves
- plinth base in place of telescopic feet, specify and no upcharge
- locking door available, specify and add \$105 list

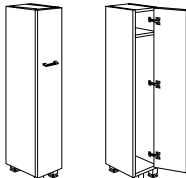
71 ¼" h Wardrobe Cabinet	24	18	71 ¼	164	22	WD4518R	\$3,695
	24	18	71 ¼	164	22	WD4518L	\$3,695



right shown

- fixed shelf
- hanging bar
- plinth base in place of telescopic feet, specify and no upcharge
- locking door available, specify and add \$105 list

71 ¼" h Wardrobe Cabinet	24	12	71 ¼	137	16	WD4512R	\$2,761
	24	12	71 ¼	137	16	WD4512L	\$2,761

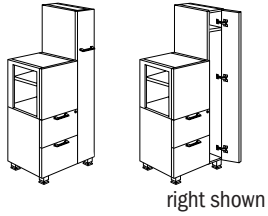


right shown

- fixed shelf
- coat hook
- plinth base in place of telescopic feet, specify and no upcharge
- locking door available, specify and add \$105 list

must be mounted to a wall or another unit

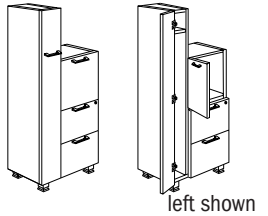
Description	D	W	H	CTN WT	CU FT	① Model	List Price
71 ¼" Storage Wardrobe	24	27	71 ¼	270	32	WD4527DPNR-SEQ	\$4,193
Cabinet with Side Access - File/File	24	27	71 ¼	270	32	WD4527DPNL-SEQ	\$4,193



right shown

- fixed shelf in wardrobe
- coat hook in wardrobe
- adjustable shelf inside side access
- pedestal front locking
- end panel grommet available, specify and add \$79 list each; see page 258
- plinth base in place of telescopic feet, specify and no upcharge
- locking door available, specify and add \$105 list
- pull-out shelf available in side access, specify and add \$220 list
- side entry inside dimensions: 24"w x 13 ¼"d x 27 ¾"h

71 ¼" Storage Wardrobe - Equipment and File/File	24	27	71 ¼	273	32	WD4527DPNR	\$4,065
	24	27	71 ¼	273	32	WD4527DPNL	\$4,065



left shown

- fixed shelf in wardrobe
- coat hook in wardrobe
- pedestal front locking
- end panel grommet available, specify and add \$79 list each; see page 258
- plinth base in place of telescopic feet, specify and no upcharge
- locking doors available, specify and add \$210 list
- pull-out shelf available, specify and add \$220 list

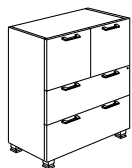
**To Order, Specify:**

- ① Model Number
- ② Wood Species on Chassis - Cherry (CH1), Makore (MK2), Maple (MA1), Walnut (WA1) or Anegre Premium (AN5) (see page 255)
- ③ Finish Color for Chassis (see page 255)
- ④ Finish Color for Doors/Drawer Fronts
  - a.) Same as Chassis
  - b.) Paint Color (see page 255)

**Product Modifications:**

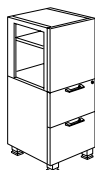
Pedestal Change - see page 256

Description	D	W	H	CTN WT	CU FT	① Model	List Price
<b>49 ½" Equipment Storage Cabinet - File/File Lateral</b>	24	36	49 ½	242	30	<b>WD4536-2FS-EQ-50T</b>	<b>\$3,624</b>



- pedestal front locking
- plinth base in place of telescopic feet, specify and no upcharge
- locking doors available, specify and add \$105 list
- pull-out shelf available, specify and add \$220 list
- end panel grommet available, specify and add \$79 list each; see page 258

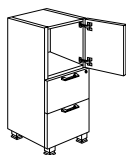
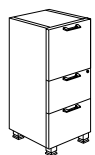
<b>49 ½" Storage Cabinet Side Access - File/File</b>	24	18	49 ½	169	16	<b>WD4518PR-SEQ-50T</b>	<b>\$2,904</b>
	24	18	49 ½	169	16	<b>WD4518PL-SEQ-50T</b>	<b>\$2,904</b>



right shown


- pedestal front locking
- plinth base in place of telescopic feet, specify and no upcharge
- pull-out shelf available, specify and add \$220 list
- end panel grommet available, specify and add \$79 list each; see page 258
- side entry inside dimensions: 24"w x 13 ¼"d x 27 ¾"h

<b>49 ½" Storage Cabinet - File/File</b>	24	18	49 ½	164	16	<b>WD4518PR-50T</b>	<b>\$2,649</b>
	24	18	49 ½	164	16	<b>WD4518PL-50T</b>	<b>\$2,649</b>




right shown


- pedestal front locking
- plinth base in place of telescopic feet, specify and no upcharge
- locking door available, specify and add \$105 list
- pull-out shelf available, specify and add \$220 list
- end panel grommet available, specify and add \$79 list each; see page 258

Description	D	W	H	CTN WT	CU FT	① Model	List Price
86 ¼" Open Bookcase 	15	36	86 ¼	188	35	BC45360C-86T	\$3,159
	15	30	86 ¼	165	29	BC45300C-86T	\$2,780

- aluminum spacers included
- one adjustable shelf (upper section)
- three adjustable shelves (lower section)
- plinth base in place of telescopic feet, specify and no upcharge
- upper compartment: 31 ¼"h
- lower compartment: 55"h
- must be mounted to the wall during installation

86 ¼" Bookcase with Glass Doors 	15 7/8	36	86 ¼	205	35	BC4536HD-G-86T	\$4,153
--	--------	----	------	-----	----	----------------	---------

- touch latch
- anodized aluminum frame
- aluminum spacers included
- soft close hinge doors
- one adjustable shelf (upper section)
- three adjustable shelves (lower section)
- plinth base in place of telescopic feet, specify and no upcharge
- locking doors not available
- upper compartment: 31 ¼"h
- lower compartment: 55"h
- must be mounted to the wall during installation

86 ¼" Bookcase with Wood Doors 	15 7/8	36	86 ¼	205	35	BC4536HD-86T	\$3,518
---	--------	----	------	-----	----	--------------	---------

- aluminum spacers included
- one adjustable shelf (upper section)
- three adjustable shelves (lower section)
- plinth base in place of telescopic feet, specify and no upcharge
- locking doors available, specify and add \$105 list
- upper compartment: 31 ¼"h
- lower compartment: 55"h
- must be mounted to the wall during installation

**To Order, Specify:**

**Storage Cabinet**

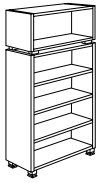
- ① Model Number
- ② Wood Species on Chassis - Cherry (CH1), Makore (MK2), Maple (MA1), Walnut (WA1) or Anegre Premium (AN5) (see page 255)
- ③ Finish Color for Chassis (see page 255)
- ④ Finish Color for Doors/Drawer Fronts
  - a.) Same as Chassis
  - b.) Paint Color (see page 255)

**Bookcase**

- ① Model Number
- ② Wood Species on Lower Chassis - Cherry (CH1), Makore (MK2), Maple (MA1), Walnut (WA1) or Anegre Premium (AN5) (see page 255)
- ③ Finish Color for Lower Chassis (see page 255)
- ④ Wood Species on Upper Chassis - Cherry (CH1), Makore (MK2), Maple (MA2), Walnut (WA2), Anegre Premium (AN5) ▲ or Paint Color (PNT) (see page 255)

- ⑤ Finish Color for Upper Chassis (see page 255)
- ⑥ Finish Color for Door Fronts
  - a.) Same as Lower Chassis
  - b.) Same as Upper Chassis (see page 255)
  - c.) Paint Color (see page 255)
- ⑦ Glass Door Option (see page 271)

Description	D	W	H	CTN WT	CU FT	① Model	List Price
71 ¼" Open Bookcase	15	36	71 ¼	170	29	BC45360C	\$2,663
	15	30	71 ¼	147	24	BC45300C	\$2,411



- aluminum spacers included
- three adjustable shelves
- plinth base in place of telescopic feet, specify and no upcharge
- upper compartment: 16 ¼" h
- lower compartment: 55" h
- must be mounted to the wall during installation

71 ¼" Bookcase with Glass Doors	15 ⅞	36	71 ¼	177	30	BC4536HD-G	\$3,569
---------------------------------	------	----	------	-----	----	------------	---------



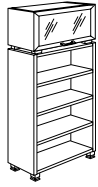
- soft close hinge doors
- anodized aluminum frame
- aluminum spacers included
- soft closed hinge doors
- three adjustable shelves
- plinth base in place of telescopic feet, specify and no upcharge
- locking doors not available
- upper compartment: 16 ¼" h
- lower compartment: 55" h
- must be mounted to the wall during installation

71 ¼" Bookcase with Wood Doors	15 ⅞	36	71 ¼	177	30	BC4536HD	\$2,979
--------------------------------	------	----	------	-----	----	----------	---------



- aluminum spacers included
- three adjustable shelves
- plinth base in place of telescopic feet, specify and no upcharge
- locking doors available, specify and add \$105 list
- upper compartment: 16 ¼" h
- lower compartment: 55" h
- must be mounted to the wall during installation

Description	D	W	H	CTN WT	CU FT	① Model	List Price
71 ¼" h Bookcase with Glass Flipper Door	15 7/8	30	71 ¼	155	24	BC4530FD-G	\$2,966



- soft close hinge door
- anodized aluminum frame
- aluminum spacers included
- three adjustable shelves
- plinth base in place of telescopic feet, specify and no upcharge
- locking doors not available
- upper compartment: 16 ¼" h
- lower compartment: 55" h
  
- must be mounted to the wall during installation

71 ¼" h Bookcase with Wood Flipper Door	15 7/8	30	71 ¼	155	24	BC4530FD	\$2,613
---	--------	----	------	-----	----	----------	---------



- aluminum spacers included
- three adjustable shelves
- plinth base in place of telescopic feet, specify and no upcharge
- locking doors not available
- upper compartment: 16 ¼" h
- lower compartment: 55" h
  
- must be mounted to the wall during installation

**To Order, Specify:**

- ① Model Number
- ② Wood Species on Lower Chassis - Cherry (CH1), Makore (MK2), Maple (MA1), Walnut (WA1) or Anegre Premium (AN5) (see page 255)
- ③ Finish Color for Lower Chassis (see page 255)
- ④ Wood Species on Upper Chassis - Cherry (CH1), Makore (MK2), Maple (MA1), Walnut (WA1), Anegre Premium (AN5) or Paint Color (PNT) (see page 255)
- ⑤ Finish Color for Upper Chassis (see page 255)
- ⑥ Finish Color for Door Fronts
  - a.) Same as Lower Chassis
  - b.) Same as Upper Chassis (see page 255)
  - b.) Paint Color (see page 255)
- ⑦ Glass Door Option (see page 271)



Description	D	W	H	CTN WT	CU FT	① Model	List Price
Four Drawer Lateral File	24	36	53 5/8	288	32	4FD4536	\$5,018
	24	30	53 5/8	264	27	4FD4530	\$4,802



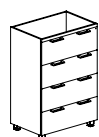
- pedestal front locking
- reinforced drawer bottom
- plinth base in place of telescopic feet, specify and no upcharge

Three Drawer Lateral File	24	36	41 3/8	223	25	3FD4536	\$3,918
	24	30	41 3/8	204	21	3FD4530	\$3,743



- pedestal front locking
- reinforced drawer bottom
- plinth base in place of telescopic feet, specify and no upcharge

Four Drawer Lateral File without Top	24	36	52 3/8	277	32	4FD4536N	\$4,434
	24	30	52 3/8	254	27	4FD4530N	\$4,282





- pedestal front locking
- reinforced drawer bottom
- plinth base in place of telescopic feet, specify and no upcharge
- modular top, see page 299

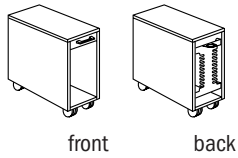
Three Drawer Lateral File without Top	24	36	40 1/8	212	25	3FD4536N	\$3,337
	24	30	40 1/8	194	21	3FD4530N	\$3,222

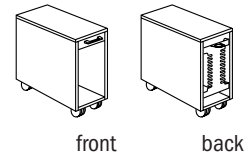


- pedestal front locking
- plinth base in place of telescopic feet, specify and no upcharge
- modular top, see page 299

Description	D	W	H	CTN WT	CU FT	① Model	List Price
<b>Box/File Mobile Pedestal with Cushion</b>  <ul style="list-style-type: none"> <li>· pedestal front locking</li> <li>· locking casters</li> <li>· com ydg: 1</li> <li>· col sq ft: 18</li> </ul>	20	16	27	105	7	<b>MP-BFC4516</b> ▲	<b>COM</b> \$1,449 <b>A</b> \$1,460 <b>B</b> \$1,479 <b>COL/C</b> \$1,514 <b>D</b> \$1,558 <b>E</b> \$1,602 <b>F</b> \$1,670 <b>G</b> \$1,743 <b>H</b> \$1,821 <b>I</b> \$1,944 <b>J</b> \$2,090 <b>L1</b> \$1,797 <b>L2</b> \$1,885

<b>Pencil/Box/File Mobile Pedestal</b>  <ul style="list-style-type: none"> <li>· pedestal front locking</li> <li>· locking casters</li> </ul>	20	16	27	105	7	<b>MP-PBF4516</b>	<b>\$1,896</b>
---	----	----	----	-----	---	-------------------	----------------

<b>CPU Caddy</b>  <ul style="list-style-type: none"> <li>· use metal back panel to thread excess cords</li> <li>· metal back hinges up for access to back of CPU</li> <li>· inside dimensions: 9 ¼" w x 19 ½" h</li> <li>· locking casters</li> </ul>	19 ¼	10 ¾	25 ¼	35	4	<b>MP-CPU4511</b>	<b>\$739</b>
---	------	------	------	----	---	-------------------	--------------



front

back

**To Order, Specify:**

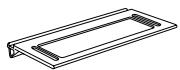
**Lateral Files**

- ① Model Number
- ② Wood Species on Top/Chassis - Cherry (CH1), Makore (MK2), Maple (MA1), Walnut (WA1) or Anegre Premium (AN5) (see page 255)
- ③ Finish Color for Top/Chassis (see page 255)
- ④ Finish Color for Drawer Fronts
  - a.) Same as Top
  - b.) Paint Color (see page 255)

**Mobile Pedestal**

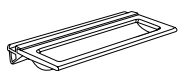
- ① Model Number
- ② Wood Species on Chassis - Cherry (CH1), Makore (MK2), Maple (MA1), Walnut (WA1) or Anegre Premium (AN5) (see page 255)
- ③ Finish Color for Chassis (see page 255)
- ④ Finish Color for Drawer Fronts
  - a.) Same as Chassis ▲
  - b.) Paint Color ▲
- ⑤ Fabric - vendor, pattern, color

Description	D	W	H	CTN WT	CU FT	Model	List Price
File Folder	4 1/8	16 1/2	7/8	1	1	WKT45-LGF	\$287
	4 1/8	14	7/8	1	1	WKT45-LTF	\$241



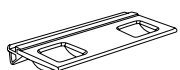
- attaches to optional extruded channel in tackboard or work tool rail
- anodized aluminum
- WKT45-LGF: legal size
- WKT45-LTF: letter size

Pencil Tray	4 1/8	10	5/8	3	1	WKT45-PT	\$317
-------------	-------	----	-----	---	---	----------	-------



- attaches to optional extruded channel in tackboard or work tool rail
- anodized aluminum

Accessory Tray	4 1/8	10	5/8	13	1	WKT45-AC	\$322
----------------	-------	----	-----	----	---	----------	-------



- attaches to optional extruded channel in tackboard or work tool rail
- anodized aluminum
- each bin is 2 1/2" x 2 3/8"
- space is 3" x 3"

Paper Tray	10 1/8	13	1/4	11	1	WKT45-PA	\$224
------------	--------	----	-----	----	---	----------	-------



- attaches to optional extruded channel in tackboard or work tool rail
- anodized aluminum

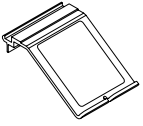
Mini Shelf	7 1/8	35 7/8	1/4	3	1	WKT45-S36	\$286
	7 1/8	13	1/4	2	1	WKT45-S13	\$207



- attaches to optional extruded channel in tackboard or work tool rail
- anodized aluminum

COLLECTIVEOFFICE

Description	D	W	H	CTN WT	CU FT	① Model	List Price
-------------	---	---	---	-----------	----------	---------	------------

 <ul style="list-style-type: none"> <li>· attaches to optional extruded channel in tackboard or work tool rail</li> <li>· anodized aluminum</li> <li>· supports portable digital devices</li> <li>· slip resistant pad</li> </ul>	6	4 1/2	3	3	1	WKT45-PH	\$431
--	---	-------	---	---	---	----------	-------

 <ul style="list-style-type: none"> <li>· attaches to optional extruded channel in tackboard or work tool rail</li> <li>· anodized aluminum</li> <li>· three electrical outlets</li> <li>· one voice port</li> <li>· one data port</li> <li>· voice/data adapter kit</li> <li>· voice/data jacks &amp; couplers sold separately</li> </ul>	3	11	3 1/4	11	1	WKT45-EK	\$672
---	---	----	-------	----	---	----------	-------

 <ul style="list-style-type: none"> <li>· credenza lamp is not freestanding</li> </ul>	4 3/4	4 3/4	18 5/8	5	1	LIT45-CM	\$214
--	-------	-------	--------	---	---	----------	-------

 <ul style="list-style-type: none"> <li>· extruded channel attached to worksurface</li> <li>· anodized aluminum</li> </ul>	2 5/8	84	5			WKT45-TR84	\$626
	2 5/8	48	5			WKT45-TR48	\$425

**To Order, Specify:**

① Model Number

COLLECTIVE OFFICE

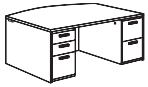




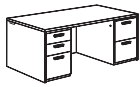
Desks . . . . .	384
Modesty Panels . . . . .	384
Returns and Bridges . . . . .	393
Credenzas . . . . .	396
Overhead Cabinets. . . . .	398
Back Panels and Tackboards. . . . .	402
Tool Rail Accessories. . . . .	408
Wall Mount Storage . . . . .	410
Storage Towers. . . . .	418
Overhead Bridge Storage. . . . .	422
Cabinet Tops. . . . .	425
Transaction Applications . . . . .	426
Bookcases. . . . .	427
Lateral Files . . . . .	428
Vertical Storage Units . . . . .	429
Freestanding Tables . . . . .	432

## Finale - Overview

### Desks



**Bow Front Double Pedestal Desk**  
Page 384



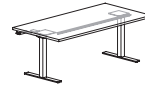
**Double Pedestal Desk**  
Page 384



**Electric Adjustable Height Table Desk**  
Page 386

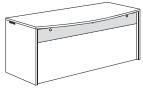


**Pneumatic Adjustable Height Table Desk**  
Page 386

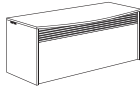


**Crank Adjustable Height Table Desk**  
Page 386

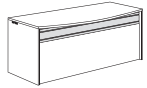
### Modesty Panels



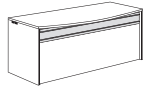
**Glass Trim Modesty Panel**  
Page 384



**Metal Trim Modesty Panel**  
Page 384



**Metal/Glass Trim Modesty Panel**  
Page 385



**Metal/Veneer Trim Modesty Panel**  
Page 385



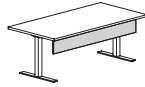
**Metal Trim Modesty Panel**  
Page 389



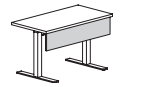
**Metal/Glass Trim Modesty Panel**  
Page 389



**Metal/Veneer Trim Modesty Panel**  
Page 389



**Adjustable Height Table Modesty Panel**  
Page 387



**Adjustable Height Bridge Modesty Panel**  
Page 385

### Table Desks



**Metal Frame Table Desk with Glass Top**  
Page 388



**Metal Frame Table Desk with Veneer Top**  
Page 388



**Metal Frame Table Desk for COM Top**  
Page 388

### Desk Applications

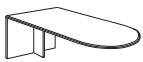


**Bow Front Single Pedestal Desk**  
Page 390

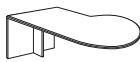


**Single Pedestal Desk**  
Page 390

### Peninsula Desks



**Bullet Peninsula Desk**  
Page 390

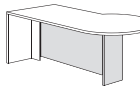


**P-Top Peninsula Desk**  
Page 390

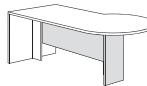
### Peninsula Desk Bases and Modesty Panels



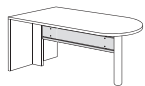
**Column Base**  
Page 391



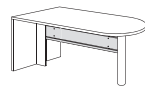
**Full Modesty Panel**  
Page 391



**3/4 Modesty Panel**  
Page 391



**Metal/Glass Trim Modesty Panel**  
Page 391



**Metal/Veneer Trim Modesty Panel**  
Page 391

## Finale - Overview

### Return Applications



File/File Return  
Page 392



Lateral File Return  
Page 392



Multi-File Return  
Page 392



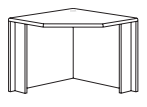
File/File Corner  
Return  
Page 393



Lateral File Corner  
Return  
Page 393

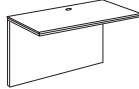


Multi-File Corner  
Return  
Page 393

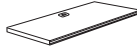


Executive Corner  
Unit  
Page 392

### Bridge Applications



Bridge with Modesty Panel  
Page 394



Bridge Top  
Page 394

### Adjustable Height Bridge

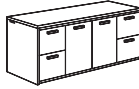


Electric Adjustable  
Height Bridge  
Page 395



Pneumatic Adjustable  
Height Bridge  
Page 395

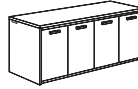
### Credenza and Lateral Files



Storage Credenza  
Page 396



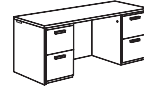
Lateral File Credenza  
Page 396



Four Door Credenza  
Page 396



Two Door Credenza  
Page 396



Kneespace Credenza  
Page 396



Buffet Credenza  
Page 396



Pedestal Credenza  
Page 397



File/File Reception  
Credenza  
Page 397



Lateral Pedestal  
Credenza  
Page 397



Multi-File Pedestal  
Credenza  
Page 397



# Finale - Overview

## Overhead Cabinets



Double Height Storage Overhead Cabinet with Four Doors  
Page 398



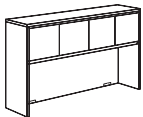
Double Height Storage Overhead Cabinet with Four Glass Doors  
Page 398



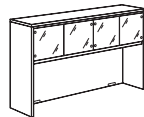
Double Height Storage Overhead Cabinet with Four Doors and Cubbies  
Page 399



Double Height Storage Overhead Cabinet with Four Glass Doors and Cubbies  
Page 399



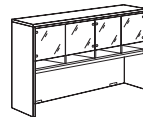
Storage Overhead Cabinet with Four Doors  
Page 400



Storage Overhead Cabinet with Four Glass Doors  
Page 400



Storage Overhead Cabinet with Four Doors and Cubbies  
Page 401



Storage Overhead Cabinet with Four Glass Doors and Cubbies  
Page 401

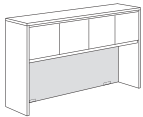


Open Storage Overhead Cabinet  
Page 400

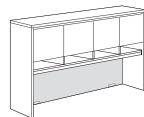


Open Storage Overhead Cabinet with Cubbies  
Page 401

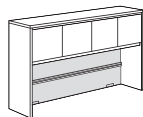
## Back Panels and Tackboards



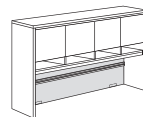
Tackboard for Storage Overhead Cabinet  
Page 402



Tackboard for Storage Overhead Cabinet with Cubbies  
Page 403



Accessory Rail Tackboards for Storage Overhead Cabinets  
Page 404



Accessory Rail Tackboards for Storage Overhead Cabinets with Cubbies  
Page 404

## Accessories



Accessory rail  
Page 408



Upright tray  
Page 409



Small tray  
Page 409



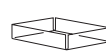
Pencil tray  
Page 409



Paper tray  
Page 409



File hanger  
Page 409



Acrylic Accessory Tray  
Page 409



Center drawer  
Page 436

## Wall Mount Storage



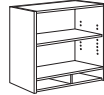
Double Height Wall Mount Open Overhead Cabinet  
Page 410



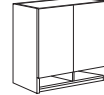
Double Height Wall Mount Overhead Cabinet with Two Doors  
Page 410



Double Height Wall Mount Overhead Cabinet with Two Glass Doors  
Page 410



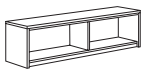
Double Height Wall Mount Open Overhead Cabinet with Cubbies  
Page 411



Double Height Wall Mount Overhead with Two Doors and Cubbies  
Page 411



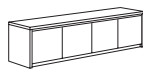
Double Height Wall Mount Overhead with Two Glass Doors and Cubbies  
Page 411



Wall Mount Open Overhead  
Page 412



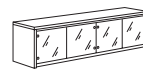
Wall Mount Open Overhead  
Page 412



Wall Mount Overhead Cabinet with Four Doors  
Page 412



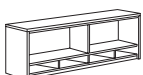
Wall Mount Overhead Cabinet with Two Doors  
Page 412



Wall Mount Overhead Cabinet with Four Glass Doors  
Page 412



Wall Mount Overhead Cabinet with Two Glass Doors  
Page 412



Wall Mount Open Overhead with Cubbies  
Page 412



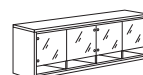
Wall Mount Open Overhead with Cubbies  
Page 413



Wall Mount Overhead Cabinet with Four Doors and Cubbies  
Page 413



Wall Mount Overhead Cabinet with Two Doors and Cubbies  
Page 413



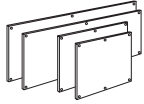
Wall Mount Overhead Cabinet with Four Glass Doors and Cubbies  
Page 413



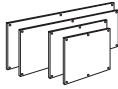
Wall Mount Overhead Cabinet with Two Glass Doors and Cubbies  
Page 413

# Finale - Overview

## Tackboards



Wall Mount Tackboards  
Pages 414-415



Wall Mount Tackboards for  
Overhead Cabinets with Cubbies  
Pages 416-417

## Storage Towers



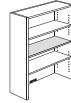
Double Height Open  
Storage Tower  
Page 418



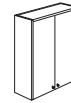
Double Height Storage  
Tower with 54" h Door  
Page 418



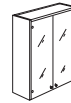
Double Height Storage  
Tower with 54" h  
Glass Door  
Page 418



Double Height Open  
Storage Tower  
Page 418



Double Height Storage  
Tower with Two 54" h  
Doors  
Page 418



Double Height Storage  
Tower with Two 54" h  
Glass Doors  
Page 419



Open Storage Tower  
Page 419



Storage Tower with  
42" h Door  
Page 419



Storage Tower with  
42" h Glass Door  
Page 419



Open Storage Tower  
Page 420



Storage Tower with Two  
42" h Doors  
Page 420



Storage Tower with Two  
42" h Glass Doors  
Page 420



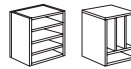
Bookcase Overhead  
Page 421



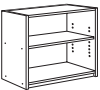
Storage Tower  
Page 421



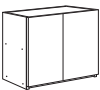
Glass Door Storage  
Tower  
Page 421



Storage Tower  
Page 426



Double Height Bridge  
Mount Open Overhead  
Cabinet  
Page 422



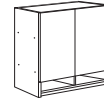
Double Height Bridge  
Mount Overhead  
Cabinet with Two Doors  
Page 422



Double Height Bridge  
Mount Overhead Cabinet  
with Two Glass Doors  
Page 422



Double Height Bridge  
Mount Open Overhead  
Cabinet and Cubbies  
Page 423



Double Height Bridge  
Mount Overhead Cabinet  
with Two Doors and Cubbies  
Page 423



Double Height Bridge Mount  
Overhead Cabinet with Two  
Glass Doors and Cubbies  
Page 423



Bridge Mount  
Open Overhead  
Page 424



Bridge Mount Overhead  
Cabinet with Two Doors  
Page 424



Bridge Mount Overhead  
Cabinet with Two  
Glass Doors  
Page 424



Bridge Mount Open  
Overhead with Cubbies  
Page 425

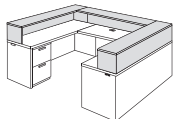


Bridge Mount Overhead  
Cabinet with Two Doors  
and Cubbies  
Page 425



Bridge Mount Overhead  
Cabinet with Two Glass  
Doors and Cubbies  
Page 425

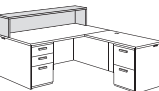
## Transaction Counters



Transaction Counter  
Page 426



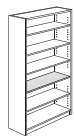
Transaction Counter  
Page 426



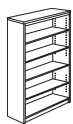
Transaction Counter  
Page 426

## Finale - Overview

### Bookcases



Bookcase  
Page 427



Bookcase  
Page 427



Bookcase  
Page 427



Bookcase  
Page 427



Bookcase  
Page 427

### Lateral Files



Lateral File  
Page 428



Lateral File  
Page 428

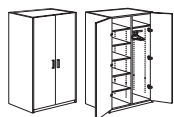


Lateral File  
Page 428



Mobile Pedestal  
Page 428

### Storage Cabinets



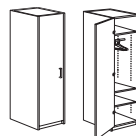
84" h Wardrobe  
Page 429



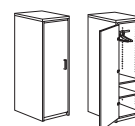
72" h Wardrobe  
Page 429



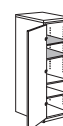
Hanging Bar to Shelves  
Conversion Kit  
Page 429



84" h Wardrobe  
Page 430



72" h Wardrobe  
Page 430



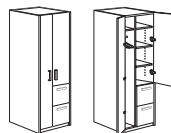
Hanging Bar to Shelves  
Conversion Kit  
Page 430



84" h File/File Lateral  
Storage Cabinet  
Page 431



72" h File/File Lateral  
Storage Cabinet  
Page 431



84" h File/File  
Storage Wardrobe  
Page 431



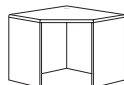
72" h File/File  
Storage Wardrobe  
Page 431

### Printer Stand



Printer Stand  
Page 432

### Corner Unit



Corner Unit  
Page 432

# Finale - Overview

## Conference Tables



Round Conference Table  
Page 432



Round Magazine Table  
Page 432

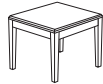
## Tables



Sofa Table  
Page 433



Magazine Table  
Page 433



End Table  
Page 433



End Table  
Page 433



Metal Frame End Table with Glass Top  
Page 434



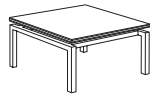
Metal Frame End Table with Veneer Top  
Page 434



Metal Frame End Table for COM Top  
Page 434



Metal Frame Magazine Table with Glass Top  
Page 435



Metal Frame Magazine Table with Veneer Top  
Page 435



Metal Frame Magazine Table for COM Top  
Page 435



Metal Frame Magazine Table with Glass Top  
Page 436



Metal Frame Magazine Table with Veneer Top  
Page 436



Metal Frame Magazine Table for COM Top  
Page 436



Corner Table  
Page 433

## Task Lights



48 "w Task Light  
Page 642



24 "w Task Light  
Page 642



31 "w LED Starter Task Light  
Page 642



31 "w LED Linking Adder Task Light  
Page 642



17 "w LED Starter Task Light  
Page 643



17 "w LED Linking Adder Task Light  
Page 643




Motion Sensor for Task Lights  
Page 643

## Finale Product Information

### Exterior Wood Materials

Exterior surfaces are made from the finest selected veneers to achieve clarity and consistency in the Finale product line. To attain a pleasing, symmetrical pattern, all veneers in Finale are book-matched. All exterior solid lumber is matched to coordinate with the veneer.



Book Matched Example

Alternating pieces of veneer are flipped over so they face each other like the pages within a book

Finale is available in flat cut cherry, maple and walnut veneer. A wide range of wood stains have been formulated to enhance the beauty of the veneer.

Cherry veneer is the only veneer species available on the **NOW!** quickship program on select models.

### Work Surface Construction

Tops are 5-ply balanced construction, 1 3/16" thick with solid matching hardwood edges. Surfaces are available in wood veneer or high pressure laminate. No additional charge for using our coordinating high pressure laminate with a veneer grain pattern.

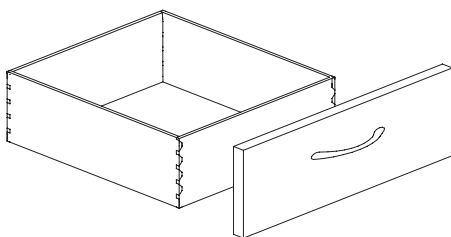
### Case Construction

Outside panels are 1 3/16" and joined together by mortise and tenon construction. In addition to mortise and tenon joint construction, pedestal joints are reinforced with screws, cleats, brackets and glue. Leveling glides are set into solid hardwood blocks with t-nut inserts, which helps to prevent the leveling glide from tear out. Tops are secured to the chassis with top fastening cleats screwed to the inside of the panels.

Cabinet doors have 110° swing hinges to allow adequate access into the interior of the cabinet.

### Drawers

The 9ply unidirectional hardwood sides of the drawer box are 7/16" thick assembled with English dovetail construction at each corner of the box. The drawer bottom panel is 1/4" thick fitting into a groove machined into side of the box. Interiors are sanded and coated with clear U.V. finish to protect against shrinking, swelling or warping, and to provide a clean, smooth feel and appearance.



### Drawer Suspension

The high quality black drawer suspensions carry a lifetime warranty. Slides feature steel ball bearings for longer life with cushioned in /out stops. File and box drawers have 100% full extension with over travel.

### Filing Hardware

All file drawers are constructed with a custom designed filing system in place to allow for hanging folders. Filing diagram on pages 380-382.

### Locking

All desks, credenzas and returns feature pedestal locking and lateral files feature central locking to provide maximum security and flexibility.

Units are shipped randomly keyed as standard (units in the grouping are keyed alike). Keyed alike units available if requested at no upcharge. Removable cores for in-field re-keying are standard.

### Finish - Stain/Colors

We offer a variety of wood stains and paint colors on Broadway. Please see the chart below. Samples are available upon request. Former finish names are listed in parentheses for reference.

#### CH1 Cherry Flat Cut Veneer

AUT Autumn ( <i>Autumn Cherry</i> )	EAR Earthy
BRL Barley	LGC Legacy ( <i>Legacy Cherry</i> )
BBN Bourbon ( <i>Natural Cherry</i> )	PRL Praline ( <i>Vintage Cherry</i> )
BRG Brighton ( <i>Brighton Cherry</i> )	SAF Saffron ( <i>Medium Cherry</i> )
CLA Classic ( <i>Classic Cherry</i> )	

#### MA1 Maple Flat Cut Veneer

ALE Ale ( <i>Natural Maple</i> )	FLX Flax
BUT Butterscotch	VEN Venetian ( <i>Dark Mahogany</i> )
CIN Cinnamon	

#### WA1 Walnut Flat Cut Veneer

AUB Auburn ( <i>Windsor Mahogany</i> )	SIE Sienna
ESP Espresso	TOF Toffee
MCH Mocha	TRF Truffle
NTO Night Owl ( <i>Vintage Walnut</i> )	

### Protective Top Coat

DuraTex™ offers exceptional hardness along with abrasion and impact resistance, it has been formulated to eliminate hazardous and harmful gases that are normally associated with wood finish.

### DuraTex™ Features

**Safety** - Significantly reduces hazardous formaldehyde emissions which help improve the quality of the of the indoor air we breathe.

**Quality** - Developed to be tough and durable with special attention to appearance. The DuraTex™ finish preserves the natural beauty of wood.

**Durability** - Designed to meet a wide range of demanding performance and environmental standards to withstand even the highest wear and tear.

# Finale Product Information

## Product Modification

### Laminate Tops

Worksurface only, no additional upcharge if coordinating wood grain laminate is specified. Contact Customer Service for any other laminate request. Listed below are finishes that have coordinating wood grain HPL laminates.

Cherry Finishes	Maple Finishes	Walnut Finishes
Autumn	Ale	Auburn
Barley	Cinnamon	Mocha
Bourbon	Venetian	Night Owl
Brighton		Sienna
Classic		Toffee
Legacy		Truffle
Praline		
Saffron		

### Special Finishes

Special finishes can be requested by following the instruction in the general introduction section, page 3. There is a one time charge of \$289 list per order.

### Finish Sheen Modification

Finish sheen can be modified on the work surface tops. There is a 15% upcharge added to the list of each item.

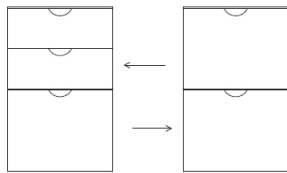
### Oak Veneer

Upon request veneer can be changed from the standard offering to oak flat cut veneer with an additional 40% upcharge to the list of each item.

### Pedestal Configuration Change

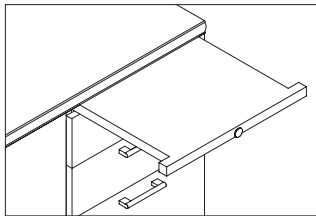
Box-box-file configuration is standard on all desks and file-file configuration is standard on all return units.

Finale drawer configuration on pedestals 27" to 30" high can be switched out either to a box-box-file or file-file configuration, but must be specified at the time of order and with an additional 5% upcharge to the list price.



### Writing Shelf - Pull Out (Arm Slide)

Desk Pedestals in Finale can have an optional pull out shelf above the top drawer for additional writing surface. Add \$271 to the list for each pedestal.



## Special Sizes from Standard Offering

The following chart contains pricing for general modifications to Finale. **All modifications still must be approved by JSI manufacturing**, please contact Customer Service to verify any of the modifications listed in the chart below. More complex modification to standard product may be possible, please refer to page 3 for additional details.

**This chart does not apply to glass doors, glass tops or to metal components; such as modesty trims panels, and structural support. Any changes to file drawers will affect filing capabilities.**

### Increasing Dimensions - Add On to the list Per 6" Occurrence

#### Overhead

Increasing width	\$723
Increasing depth	\$1,235
Increasing width with doors	\$857
Increasing depth with doors	\$1,323

#### Any Pedestal

Increasing width	\$1,027
Increasing depth	\$916

#### Any Panel

Increasing width	\$233
------------------	-------

#### Any Top

Increasing width	\$303
Increasing depth	\$429

### Decreasing Dimensions Add On to the list Per 6" Occurrence

#### Overhead

Decreasing width	\$236
Decreasing depth	\$236
Decreasing width with doors	\$324
Decreasing depth with doors	\$324

#### Any Pedestal

Decreasing width	\$1,027
Decreasing depth	\$916

#### Any Panel

Decreasing width	\$120
------------------	-------

#### Any Top

Decreasing width	\$177
Decreasing depth	\$177

### Example 1

Increasing open corner credenza width by 11", from 72" to 83".

Add Top Width (\$303 × 2) [\$303 for each 6" increment]

Add Panel Width (\$233 × 2) [\$233 for each 6" increment]

Total Modification = \$1,072

### Example 2

Increasing a desk pedestal depth from 36" to 40" & increase the width of the same pedestal by 8"

Add Pedestal Depth \$916

Add Pedestal Width (\$1,027 × 2) [\$1,027 for each 6" increment]

Total Modification = \$2,970

### Example 3

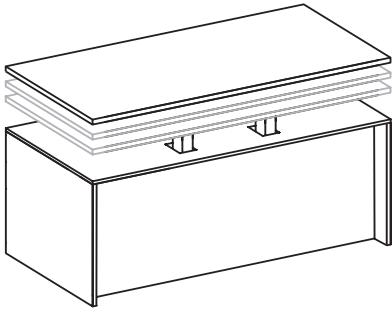
Decreasing an overhead from 60" to 58" width & increasing the depth by 3"

Decrease Overhead Width \$236

Add Overhead Depth \$1,235

Total Modification = \$1,471

## Finale Product Information



This mechanism requires a signed Liability Wavier prior to time of order specification.

Contact Customer Service or visit our Website at [jsifurniture.com](http://jsifurniture.com)

### ERGO Adjustable Work Height Mechanism

Our proprietary adjustable work height mechanism can be specified on many of the models in Finale.

ERGO mechanism allows height adjustability to be added to the worksurface. Our solution uses a standardized design that minimizes the modifications required to standard desk, bridge or credenza models. The mechanism and control box are neatly concealed to maintain the appearance of the original elegance of the product. A push button activates the electric powered lifting columns for adjustability from sitting height to a standing height. A 3/4" thick finished sub top is added to the top of the desk chassis for a clean appearance when the surface is in the raised position. In the lowered position, please note that ERGO adds 3/4" to the standard height of the desk and the installation will decrease kneespace depth by 8".

Automatic Collision Control is built in to each mechanism as a standard feature. When the system senses an obstacle obstructing the movement, the mechanism will reverse direction and retreat by 1".

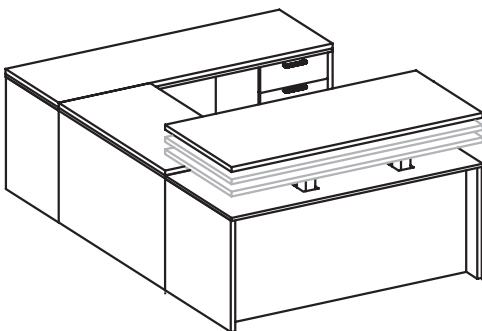
When ERGO is added to a worksurface in an "L" or "U" group, all units in the configuration need to have a sub top added. These units are considered to be ERGO ADJACENT units. ERGO ADJACENT units must have a fixed height worksurface that matches the lowest position of the ERGO mechanism and the top. This is accomplished by adding a 3/4" sub top between the chassis and the worksurface. This feature can also be specified for cabinets which may sit next to a unit with the ERGO mechanism.

Height adjustment starts at 30 1/4", to a standing height of 49 3/4", a range of 19 1/2".

To specify the unit that has the mechanism add **ERGO** to the end of the model number.

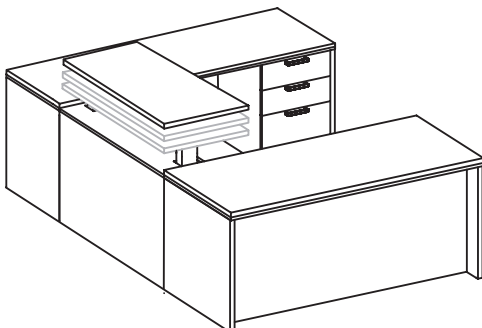
To specify the connecting or adjacent units add **ERGO ADJACENT** to the end of the model number.

The Ergo mechanism and controls are warranted for a period of (1) year. The rest of the casegood unit(s) are warranted under the normal fifteen (15) year warranty. ▲



#### Example

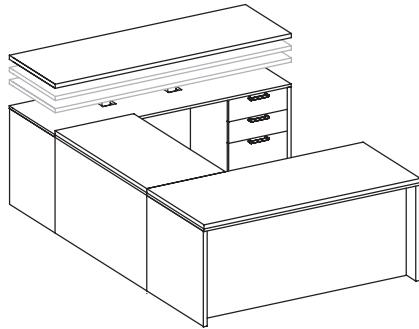
FN3672LD-ERGO	add \$3,255 to list
FN2448EB-ERGO ADJACENT	add \$447 to list
FN2472RC-ERGO ADJACENT	add \$525 to list



#### Example

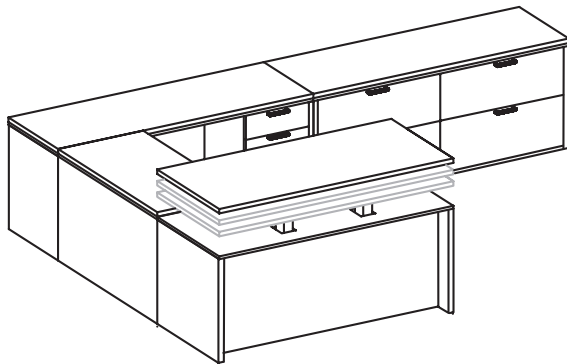
FN3672LD-ERGO ADJACENT	add \$525 to list
FN2448EB-ERGO	add \$3,255 to list
FN2472RC-ERGO ADJACENT	add \$525 to list

## Finale Product Information



*Example*

FN3672LD-ERGO ADJACENT    add \$525 to list  
 FN2448EB-ERGO ADJACENT    add \$447 to list  
 FN2472RC-ERGO                add \$3,255 to list



*Example*

FN3672LD-ERGO                add \$3,255 to list  
 FN2448EB-ERGO ADJACENT    add \$447 to list  
 FN2472RC-ERGO ADJACENT    add \$525 to list  
 FN2472LFC-ERGO ADJACENT    add \$525 to list

**Availability of Finale Units with the Mechanism**

The following models are available with the ERGO Adjustable Work Height Mechanism. When specifying add "ERGO" to the end of the model number.

Double Pedestal Desk	Single Pedestal Desk	Bridges	Credenzas	Returns
Add \$3,255 to the list price.	Add \$3,255 to the list price. These units require adjacent products to create "L" and "U" layouts	Add \$3,255 to the list price. These units require adjacent products to create "L" and "U" layouts	Add \$3,255 to the list price. These units require adjacent products to create "L" and "U" layouts	Add \$3,255 to the list price. These units require adjacent products to create "L" and "U" layouts
FN4272BD*	FN4272RBD	FN2448EB	FN2472KC*	FN2448ERR
FN3672DD*	FN4272LBD	FN2442EB	FN2466KC*	FN2448ELR
FN3072DD*	FN3672RD		FN2472RC	FN2442ERR
FN3066DD*	FN3672LD		FN2472LC	FN2442ELR
FN3060DD*	FN3072RD		FN2466RC	FN2448ERCR
	FN3072LD		FN2466LC	FN2448ELCR
	FN3066RD			FN2442ERCR
	FN3066LD			FN2442ELCR

\* indicates freestanding unit, does not require adjacent products

\* indicates freestanding unit, does not require adjacent products

**Connecting or Adjacent Units to Match Starting Height**

All the units listed above can be specified as connecting or adjacent units. Other Finale units could also be used as connecting units, please contact Customer Service for additional items and pricing. When specifying please add "ERGO ADJACENT" to the end of the model number.

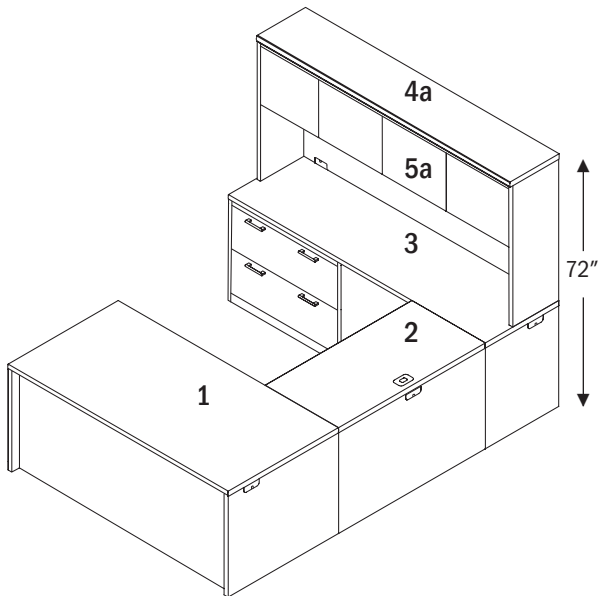
Pricing for Standard Connecting or Adjacent Units  
 Tops larger than 24" x 48" add \$525 to the list price.  
 Tops 24" x 48" or smaller add \$447 to the list price.



# Finale Product Information

## Layouts

Two heights of storage overheads are available in Finale.

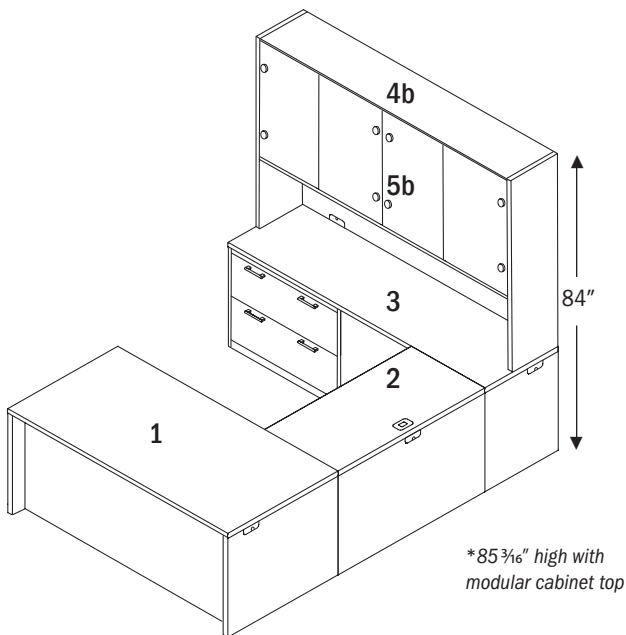


Finale is an easily specified contemporary product line, with standard office furniture sizes.

**Easily specified and setup while providing well established layouts in the office environment.**

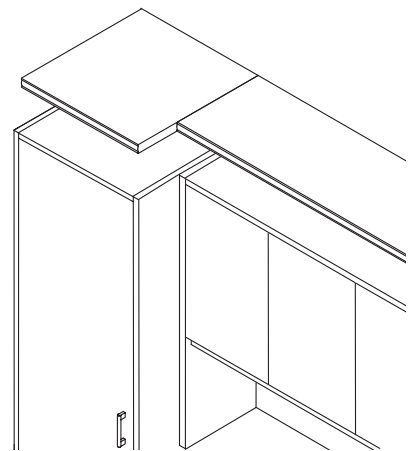
- 1 Single Pedestal Desk**, with the standard box, box, file pedestal configuration and side locking. Standard side grommet keeps the desk top clean from wires, while still having convenient wire management.
- 2 Bridge** standard with top and back panel grommet and mounting hardware.
- 3 Lateral File Credenza** available with fixed back panel.
- 4a Cabinet Top** is a standard feature on 42" high overhead cabinets.
- 4b Modular Cabinet Top** (*not shown in diagram*) is an option on 54" high overhead cabinet. These tops are ordered separately.
- 5a Overhead Cabinet** height is 42" for an overall height 72" Standard with left and right grommets on the back panel. Models are available with frameless glass doors in white back painted. (*Locks and pulls are not available with glass doors*). Models with installed cubbies are also available.
- 5b Overhead Cabinet** height is 54" for an overall height 84" (*add 1 3/16" if specifying modular cabinet tops*). Standard with left and right grommets on the back panel. Shown with frameless white back painted glass doors. (*Locks and pulls are not available with glass doors*) Models are also available in wood doors.

**Note:** Tackboard or panels can be ordered for the inside back of the overhead cabinet, along with the accessory rails.



### Modular Cabinet Tops

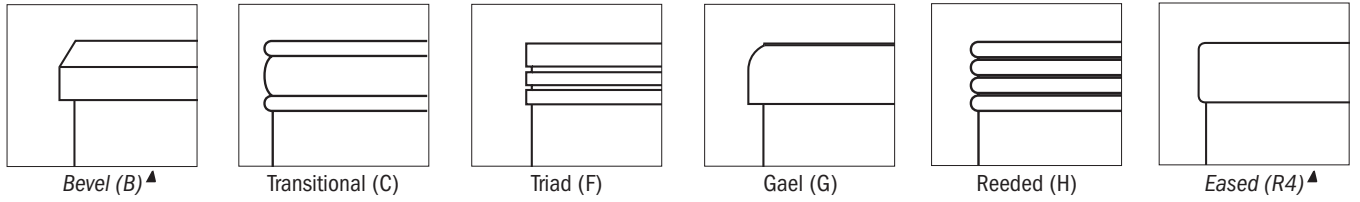
Overhead Cabinets 54" tall do not come with modular cabinet tops. Tops can be specified and ordered separately. To maintain the same finish height on all units, specify tops for **ALL** adjacent units.



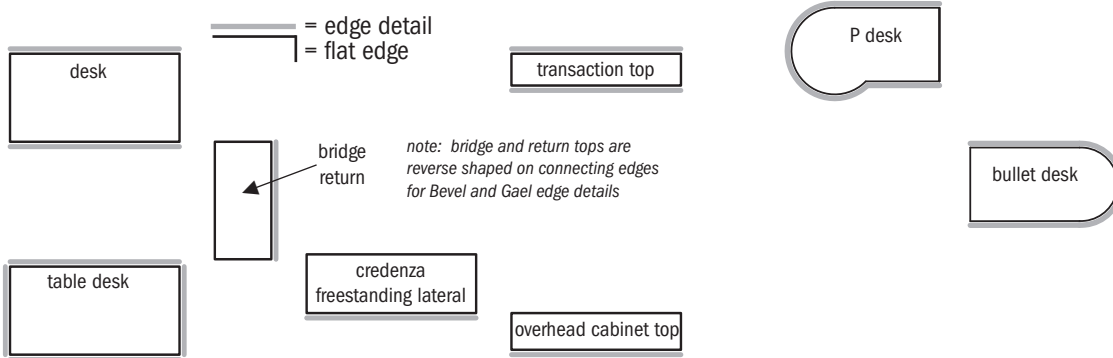
Frameless opaque glass doors in white back painted brings a nice aesthetic to the Finale product line.

# Finale Product Information

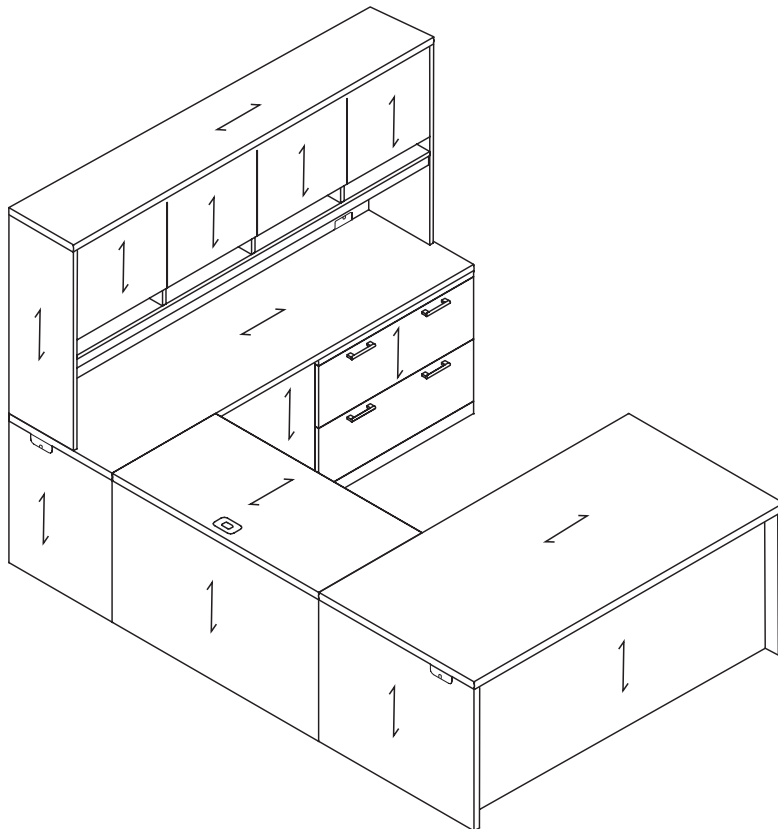
## Top Edge Details



## Top Edge Detail Location



## Standard Grain Direction



**Notes:**

Grain direction on Return and Bridge units run short grain.

Grain on valance rails on overhead cabinet run vertical.

# Finale Product Information

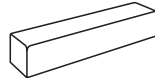
## Pull Style and Color Options



**Arch**  
Matte Black (MBK)  
Matte Silver (MSL)



**Slotted**  
Matte Black (MBK)  
Matte Nickel (MNK)



**Block**  
Matte Nickel (MNK)



**Bow**  
Matte Nickel (MNK)

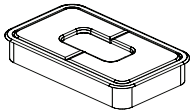


**Curve**  
Matte Nickel (MNK)



**Twist**  
Matte Nickel (MNK)

## Grommet and Color Options

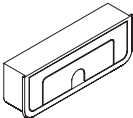


### Worksurface Grommet

Additional worksurface grommets can be specified on desks, credenzas, and other types of veneer/laminate worksurfaces. The grommet location must be approved by JSI manufacturing, contact Customer Service.

Add \$79 to the list for each additional grommet.

Grommet color must be specified, select Matte Black or Stardust Silver. Lock cores will match grommet color  
Matte Black (MBK)  
Stardust Silver (STS)



### End/Back Panel Grommet

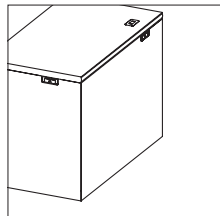
The end/back panel grommets are standard, for any special consideration contact Customer Service.

## Standard Grommets Locations

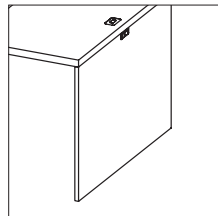
Finale features grommets and wire pass thru on all of the cabinets. This allows wiring to move from unit to unit or from unit to the data or power data source.



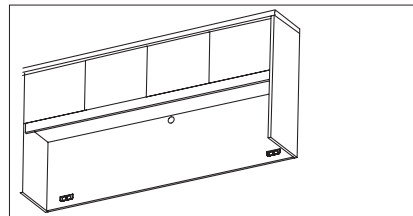
**Desks - Credenza**  
End Panel Grommet



**Returns**  
Work Surface Grommet  
End Panel Grommet  
Back Panel Grommet



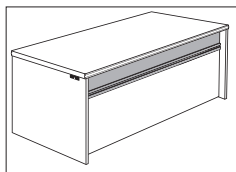
**Bridge**  
Work Surface Grommet  
Back Panel Grommet



**Overhead Cabinet**  
Back Panel Grommet  
Back Center Pass Thru

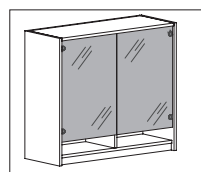
**Note:** See the accessory section in this price list for additional wiring and power/data options.

## Product Trim Features and Options



### Trim Modesty Panel

- Decorative metal in 3 finishes  
Black Sandtex (BSX)  
Soft Nickel (SNK)  
Stardust Silver (STS)
  - Top panel in veneer or glass
- Available on
- Recess Modesty Desks
  - Table Desks
  - Bullet Desk
  - P Style Desk

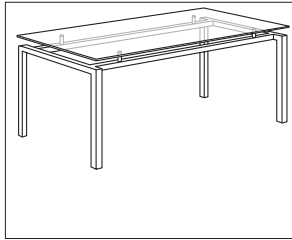


### Glass Doors

- Frameless Tempered Glass  
Puck Style Hinges  
Aluminum Color
- Back Painted Glass  
White
- Available on  
Overhead Cabinets  
Storage Towers

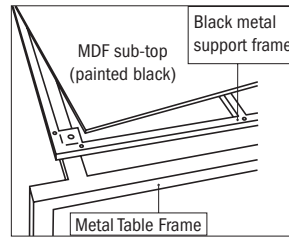
# Finale Product Information

## Product Trim Features and Options *(continued)*



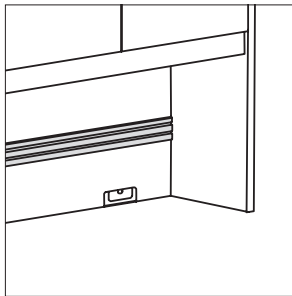
### Table Desk

- Top Surface
  - Glass (*clear*)
  - White Back Painted Glass
  - Veneer
  - COM (*right diagram*)
- Frame Finishes
  - Black Sandtex (BSX)
  - Soft Nickel (SNK)
  - Stardust Silver (STS)



### Customer Supplies Top

- Table Frame with Support
- Allows for Unique Materials
- Frame Finishes
  - Black Sandtex (BSX)
  - Soft Nickel (SNK)
  - Stardust Silver (STS)



### Aluminum Accessory Rail

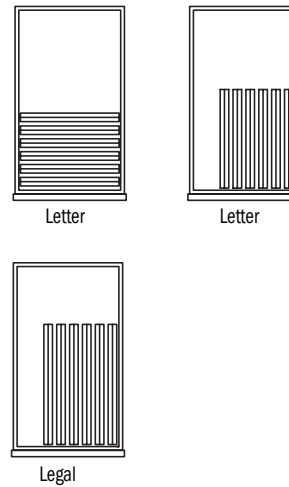
- Anodized Aluminum Finish
- Accessory Tools (see page 409)
  - Upright Tray
  - Small Tray
  - Pencil Tray
  - Paper Tray
  - File Hanger

## Finale Product Information

### DESK

Model	Description	Drawer Configuration (User Side)	
		Left Pedestal	Right Pedestal
FN4272BD	Double Pedestal Bow Desk	Box/Box/File	File/File
FN3672DD	Double Pedestal Desk	Box/Box/File	File/File
FN3072DD	Double Pedestal Desk	Box/Box/File	File/File
FN3066DD	Double Pedestal Desk	Box/Box/File	File/File
FN3060DD	Double Pedestal Desk	Box/Box/File	File/File
FN4272RBD	Right Pedestal Bow Desk		Box/Box/File
FN4272LBD	Left Pedestal Bow Desk	Box/Box/File	
FN3672RD	Right Pedestal Desk		Box/Box/File
FN3672LD	Left Pedestal Desk	Box/Box/File	
FN3072RD	Right Pedestal Desk		Box/Box/File
FN3072LD	Left Pedestal Desk	Box/Box/File	
FN3066RD	Right Pedestal Desk		Box/Box/File
FN3066LD	Left Pedestal Desk	Box/Box/File	

### Filing Options

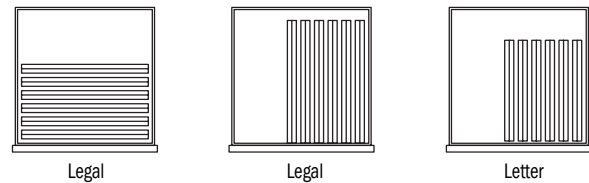


Interior Drawer Dimensions	Depth	Width	Height
	Box	21"	11 7/8"
File	21"	11 7/8"	9 3/8"

### MOBILE PEDESTALS

Model	Description	Drawer Configuration
		Single Pedestal Width
FN1820MP	Mobile Pedestal	Box/Box/File

### Filing Options

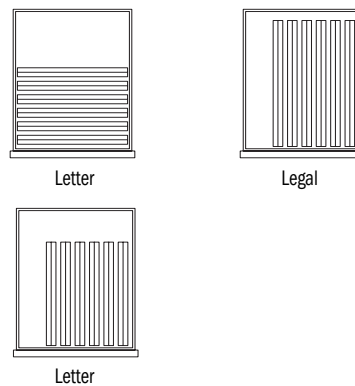


Interior Drawer Dimensions	Depth	Width	Height
	Box	21"	14 7/8"
File	15 1/4"	14 7/8"	9 3/8"

### EXECUTIVE RETURNS

Model	Description	Drawer Configuration (User Side)	
		Left Pedestal	Right Pedestal
FN2448ERR	Right Executive Return		File/File
FN2448ELR	Left Executive Return	File/File	
FN2442ERR	Right Executive Return		File/File
FN2442ELR	Left Executive Return	File/File	
FN2448ERCR	Right Executive Return		File/File
FN2448ELCR	Left Executive Return	File/File	
FN2442ERCR	Right Executive Return		File/File
FN2442ELCR	Left Executive Return	File/File	

### Filing Options



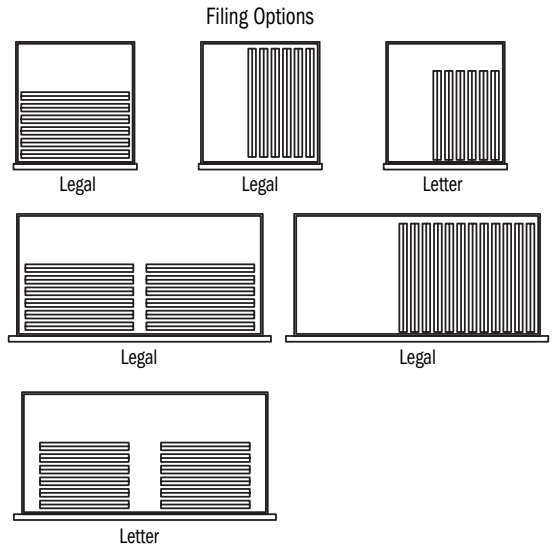
Interior Drawer Dimensions	Depth	Width	Height
	File	15 1/4"	11 7/8"

## Finale Product Information

### EXECUTIVE RETURNS with Lateral File

Model	Description	Drawer Configuration (User Side)	
		Left Pedestal	Right Pedestal
FN2448LRR	Right Lateral Return		2 Lateral Drawers
FN2448LLR	Left Lateral Return	2 Lateral Drawers	
FN2448MRR	Right Multi-File Return		2 Box / File Lateral Drawers
FN2448MLR	Left Multi-File Return	2 Box / File Lateral Drawers	
FN2448LRRCR	Right Lateral Return		2 Lateral Drawers
FN2448LLRCR	Left Lateral Return	2 Lateral Drawers	
FN2448MRRCR	Right Multi-File Return		2 Box / File Lateral Drawers
FN2448MLRCR	Left Multi-File Return	2 Box / File Lateral Drawers	

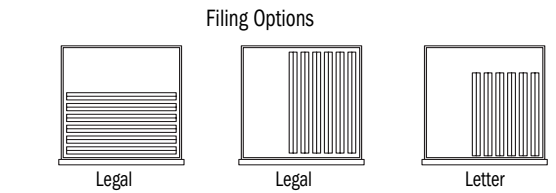
Interior Drawer Dimensions	Depth	Width	Height
Box	15 1/4"	13 7/8"	4 1/4"
File	15 1/4"	14 7/8"	9 3/8"
Lateral File	15 1/4"	31 3/8"	9 3/8"



### CREDENZA

Model	Description	Drawer Configuration (User Side)	
		Left Pedestal	Right Pedestal
FN2472SC	Storage Credenza <sup>1</sup>	File/File	File/File
FN2466SC	Storage Credenza <sup>1</sup>	File/File	File/File
FN2472KC	Kneespace Credenza	File/File	File/File
FN2466KC	Kneespace Credenza	File/File	File/File
FN2472RC	Right Pedestal Credenza		File/File
FN2472LC	Left Pedestal Credenza	File/File	
FN2466RC	Right Pedestal Credenza		File/File
FN2466LC	Left Pedestal Credenza	File/File	
FN2472RCR	Right Pedestal Credenza		File/File
FN2472LCR	Left Pedestal Credenza	File/File	

Interior Drawer Dimensions	Depth	Width	Height
File	15 1/4"	14 7/8"	9 3/8"

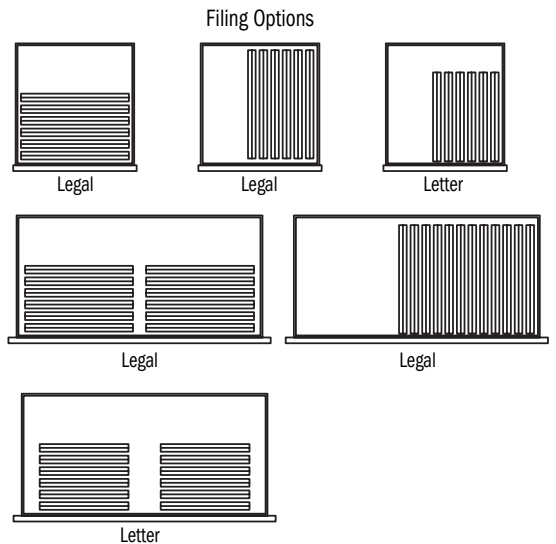


<sup>1</sup>Center Section - Hinge Door Storage

### CREDENZA - LATERAL

Model	Description	Drawer Configuration (User Side)	
		Left Pedestal	Right Pedestal
FN2472LFC	Lateral File Credenza	2 Lateral Drawers	2 Lateral Drawers
FN2472LRC	Right Lateral File	2 Lateral Drawers	
FN2472LLC	Left Lateral File		2 Lateral Drawers
FN2472MRC	Right Multi-File Credenza		2 Box / File/Lateral
FN2472MLC	Right Multi-File Credenza		2 Box / File/Lateral

Interior Drawer Dimensions	Depth	Width	Height
Box	15 1/4"	13 7/8"	4 1/4"
File	15 1/4"	14 7/8"	9 3/8"
Lateral File	15 1/4"	31 3/8"	9 3/8"



# Finale Product Information

## Buffet Credenza

Model	Description
FN2472BSC	Buffet Credenza <sup>2</sup>

### Drawer Configuration

Along the Top<sup>2</sup>  
4 Box Drawers

Interior Drawer Dimensions	Depth	Width	Height
Box	15 1/4"	14 3/16"	4 1/4"

<sup>2</sup>Bottom Section - Hinge Door Storage

## LATERAL FILE CABINET

Model	Description
FN3654LF	4 Drawer Lateral File Cabinet
FN3642LF	3 Drawer Lateral File Cabinet
FN3630LF	2 Drawer Lateral File Cabinet

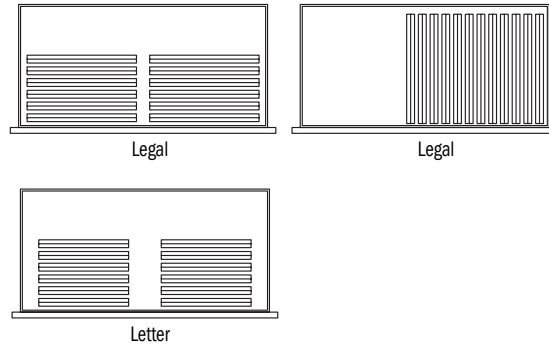
### Drawer Configuration

Single Lateral Pedestal Width

4 Lateral Drawers  
3 Lateral Drawers  
2 Lateral Drawers

Interior Drawer Dimensions	Depth	Width	Height
Lateral File	15 1/4"	31 3/8"	9 3/8"

### Filing Options



## Tall Storage Cabinets

Model	Description
FN3672SWLF	Storage Cabinet
FN2472SWR	Storage Cabinet
FN2472SWL	Storage Cabinet

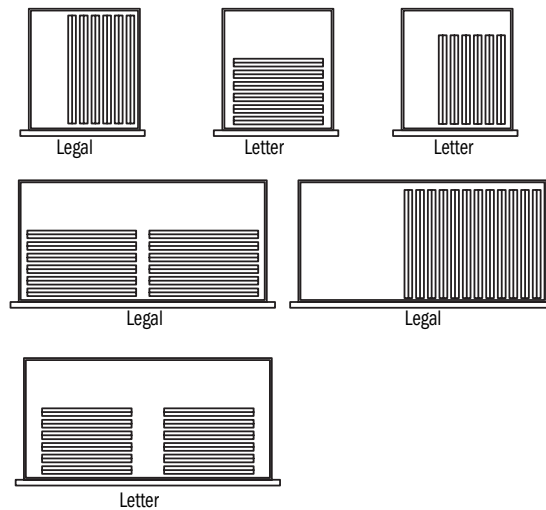
### Drawer Configuration

Single Lateral Pedestal Width

2 Lower Lateral Drawers  
2 File Drawers on Lower Right  
2 File Drawers on Lower Left

Interior Drawer Dimensions	Depth	Width	Height
File	15 1/4"	11 7/8"	9 3/8"
Lateral File	15 1/4"	31 3/8"	9 3/8"

### Filing Options





## ADDITIONAL DRAWER SIZES



Center Drawer - FN1825CD  
Interior Sizes - 15 1/4" d x 21 15/16" w x 2" h



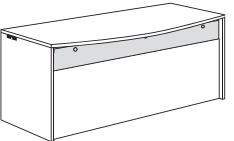


Description	D	W	H	CTN WT	CU FT	① Model	List Price
-------------	---	---	---	-----------	----------	---------	------------


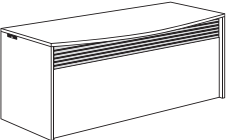
 	42	71 3/4	30	480	61	<b>FN4272BD</b>	<b>\$3,589</b>
	<ul style="list-style-type: none"> <li>· box/box/file left pedestal; file/file right pedestal</li> <li>· letter width pedestals</li> <li>· optional center drawer, model FN1825CD. See page 436.</li> <li>· pedestal locking</li> <li>· top edge profile on user and approach sides</li> <li>· two end panel grommets standard</li> <li>· 6" overhang on approach side</li> <li>· chassis - 36" x 71 3/4"</li> <li>· kneespace - 38 1/2"</li> </ul>						

 	36	71 3/4	30	340	53	<b>FN3672DD</b>	<b>\$3,041</b>
	30	71 3/4	30	368	44	<b>FN3072DD</b>	<b>\$2,995</b>
	30	65 3/4	30	320	41	<b>FN3066DD</b>	<b>\$2,949</b>
	30	59 3/4▲	30	300	37	<b>FN3060DD</b>	<b>\$2,901</b>

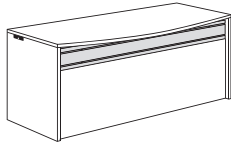
- box/box/file left pedestal; file/file right pedestal
- letter width pedestals
- optional center drawer, model FN1825CD. See page 436.
- pedestal locking
- top edge profile on user and approach sides
- two end panel grommets standard
- FN3672DD and FN3072DD kneespace - 38 1/2"
- FN3066DD kneespace - 32 1/2"
- FN3060DD kneespace - 26 1/2"

	3/4	68 1/2	6 1/2	13	2	<b>FN0772AMP</b> coordinates with: FN4272BD FN3672DD FN3072DD FN4272RBD FN3672RD FN3072RD FN4272LBD FN3672LD FN3072LD	<b>\$454</b>
	3/4	62 1/2	6 1/2	12	2	<b>FN0766AMP</b> coordinates with: FN3066DD FN3066RD FN3066LD	<b>\$447</b>
	3/4	56 1/2	6 1/2	11	2	<b>FN0760AMP</b> coordinates with: FN3060DD	<b>\$441</b>

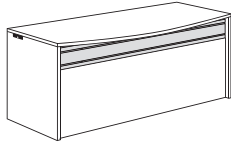
- white glass panel
- field installed

 	2	68 1/2	7	18	2	<b>FN0772GRMP</b> coordinates with: FN4272BD FN3672DD FN3072DD FN4272RBD FN3672RD FN3072RD FN4272LBD FN3672LD FN3072LD	<b>\$887</b>
	2	62 1/2	7	17	2	<b>FN0766GRMP</b> coordinates with: FN3066DD FN3066RD FN3066LD	<b>\$876</b>
	2	56 1/2	7	16	2	<b>FN0760GRMP</b> coordinates with: FN3060DD	<b>\$865</b>

- five metal tubes - specify metal color option: Black Sandtex, Soft Nickel or Stardust Silver
- field installed

Description	D	W	H	CTN WT	CU FT	① Model	List Price
<b>Metal/Glass Trim Modesty Panel</b> 	2	68 ½	7	15	2	<b>FN0772GAMP</b> coordinates with: FN4272BD FN3672DD FN3072DD FN4272RBD FN3672RD FN3072RD FN4272LBD FN3672LD FN3072LD	<b>\$1,071</b>
	2	62 ½	7	14	2	<b>FN0766GAMP</b> coordinates with: FN3066DD FN3066RD FN3066LD	<b>\$1,062</b>
	2	56 ½	7	13	2	<b>FN0760GAMP</b> coordinates with: FN3060DD	<b>\$1,055</b>

- two metal tubes - specify metal color option: Black Sandtex, Soft Nickel or Stardust Silver
- white glass panel insert
- field installed

<b>Metal/Veneer Trim Modesty Panel</b> 	2	68 ½	7	13	2	<b>FN0772GVMP</b> coordinates with: FN4272BD FN3672DD FN3072DD FN4272RBD FN3672RD FN3072RD FN4272LBD FN3672LD FN3072LD	<b>\$1,010</b>
	2	62 ½	7	12	2	<b>FN0766GVMP</b> coordinates with: FN3066DD FN3066RD FN3066LD	<b>\$999</b>
	2	56 ½	7	11	2	<b>FN0760GVMP</b> coordinates with: FN3060DD	<b>\$991</b>

- two metal tubes - specify metal color option: Black Sandtex, Soft Nickel or Stardust Silver
- veneer panel insert - specify finish option: see bottom of page 372
- field installed

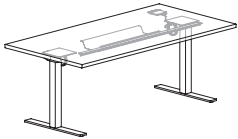
**To Order, Specify:**

- ① Model Number
- ② Wood Species - Cherry (CH1), Maple (MA1) or Walnut (WA1) (see page 372)
- ③ Finish Color - (see page 372)
- ④ Edge Profile - (see page 377)
- ⑤ Pull Style and Color (see page 378)
- ⑥ Grommet Color - Matte Black (MBK) or Stardust Silver (STS) (see page 378)

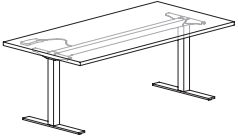
- ⑦ Metal Color - Black Sandtex (BSX), Soft Nickel (SNK) or Stardust Silver (STS) (see page 372)
- ⑧ Other Product Options (see page 373)
- ⑨ Accessories (see page 637)
- ⑩ Power and Data Options (see page 637)

When ordering Quickship products, place a "Q" in front of model number.  
Example: QFN3072DD

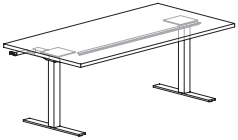


Description	D	W	H	CTN WT	CU FT	① Model	List Price
<b>Electric Adjustable Height Table Desk</b> 	36	72	Adj.	194	18	FN3672AHTD-EL	\$4,007
	30	72	Adj.	175	16	FN3072AHTD-EL	\$3,853
	30	66	Adj.	168	15	FN3066AHTD-EL	\$3,758
	30	60	Adj.	160	14	FN3060AHTD-EL	\$3,657
	24	72	Adj.	151	12	FN2472AHTD-EL	\$3,593
	24	66	Adj.	146	11	FN2466AHTD-EL	\$3,545
	24	60	Adj.	140	10	FN2460AHTD-EL	\$3,484

- 27 1/2" - 44 1/2" height adjustment
- top edge profile on user and approach sides
- push button control pad mounted right or left
- key pad features height display with four memory settings
- 72" power cord
- 225 lb. max load
- specify Black Sandtex (BSX) or Stardust Silver (STS) base finish
- ships KD

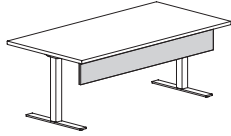
<b>Pneumatic Adjustable Height Table Desk</b> 	36	72	Adj.	194	18	FN3672AHTD-PN	\$3,983
	30	72	Adj.	175	16	FN3072AHTD-PN	\$3,811
	30	66	Adj.	168	15	FN3066AHTD-PN	\$3,700
	30	60	Adj.	160	14	FN3060AHTD-PN	\$3,582
	24	72	Adj.	151	12	FN2472AHTD-PN	\$3,568
	24	66	Adj.	146	11	FN2466AHTD-PN	\$3,506
	24	60	Adj.	140	10	FN2460AHTD-PN	\$3,431

- 27 1/2" - 44 1/2" height adjustment
- top edge profile on user and approach sides
- release lever mounts under edge of top
- 225 lb. max load
- specify Matte Black or Alloy base finish
- ships KD

<b>Crank Adjustable Height Table Desk</b> 	36	72	Adj.	194	18	FN3672AHTD-CR	\$2,940
	30	72	Adj.	175	16	FN3072AHTD-CR	\$2,784
	30	66	Adj.	168	15	FN3066AHTD-CR	\$2,682
	30	60	Adj.	160	14	FN3060AHTD-CR	\$2,575
	24	72	Adj.	151	12	FN2472AHTD-CR	\$2,505
	24	66	Adj.	146	11	FN2466AHTD-CR	\$2,457
	24	60	Adj.	140	10	FN2460AHTD-CR	\$2,394

- 27 1/2" - 44 1/2" height adjustment
- top edge profile on user and approach sides
- retractable handle
- 225 lb. max load
- specify Black Sandtex (BSX) or Stardust Silver (STS) base finish
- ships KD

Description	D	W	H	CTN WT	CU FT	① Model	List Price
Modesty Panels for Adjustable Height Tables	¾	64	9	18	3	FN0964TDM	\$530
	¾	58	9	16	2	FN0958TDM	\$513
	¾	52	9	14	2	FN0952TDM	\$496

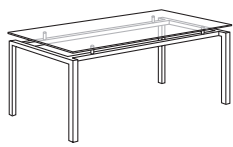


- FN0964TDM use with 72" wide adjustable height desk
- FN0958TDM use with 66" wide adjustable height desk
- FN0952TDM use with 60" wide adjustable height desk
- flat edge detail
- *modesty panel bracket is available in Black Sandtex (BSX) or Stardust Silver (STS) ▲*

**To Order, Specify:**

- ① Model Number
- ② Wood Species - Cherry (CH1), Maple (MA1) or Walnut (WA1) (see page 372)
- ③ Finish Color - (see page 372)
- ④ Edge Profile - (see page 377)
- ⑤ Metal Color - (see page 372)
- ⑥ Other Product Options (see page 373)

Description	D	W	H	CTN WT	CU FT	① Model	List Price
-------------	---	---	---	-----------	----------	---------	------------



**Metal Frame Table Desk with Glass Top**

- metal 2" square tube frame - specify metal color option: Black Sandtex, Soft Nickel or Stardust Silver
- two glass options, see page 379
- floor to frame knee height clearance 25 1/2"
- glass top crated for shipment
- 1/2 tempered glass top

	36	72	30	195	53	<b>FN3672TDG</b>	<b>\$3,878</b>
--	----	----	----	-----	----	------------------	----------------


**Metal Frame Table Desk with Veneer Top**



- metal 2" square tube frame - specify metal color option: Black Sandtex, Soft Nickel or Stardust Silver
- black support for veneer top included
- floor to frame knee height clearance 25 1/2"
- wood species, finish and edge profile must be specified
- field assembly of veneer top to metal base frame

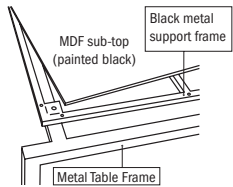
	36	72	30	195	53	<b>FN3672TDV</b>	<b>\$3,864</b>
--	----	----	----	-----	----	------------------	----------------

**Metal Frame Table Desk for COM Top**



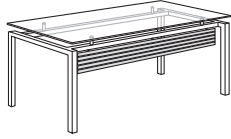
- includes: table desk frame, black metal support and black MDF sub top
- CUSTOMER MUST SUPPLY WORK SURFACE AND INSTALLATION AT FINAL DESTINATION
- metal 2" square tube frame - specify metal color option: Black Sandtex, Soft Nickel or Stardust Silver
- black support for COM top
- floor to frame knee height clearance 25 1/2"
- field assembly of COM top support to metal base frame

	36	72	30	195	53	<b>FN3672TDX</b>	<b>\$3,834</b>
--	----	----	----	-----	----	------------------	----------------



Description	D	W	H	CTN WT	CU FT	① Model	List Price
<b>Metal Trim Modesty Panel</b>	2	64 ½	7	18	2	<b>FNTD72GRMP</b>	<b>\$922</b>

**NOW!**



- two metal tubes - specify metal color option: Black Sandtex (BSX), Soft Nickel (SNK) or Stardust Silver (STS)
- field installed
- for use with FN3672TDG, FN3672TDV and FN3672TDX

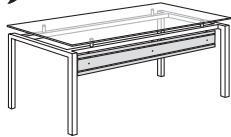
<b>Metal/Glass Trim Modesty Panel</b>	2	64 ½	7	15	2	<b>FNTD72GAMP</b>	<b>\$1,127</b>
---------------------------------------	---	------	---	----	---	-------------------	----------------



- two metal tubes - specify metal color option: Black Sandtex (BSX), Soft Nickel (SNK) or Stardust Silver (STS)
- white glass panel insert
- field installed
- for use with FN3672TDG, FN3672TDV and FN3672TDX

<b>Metal/Veneer Trim Modesty Panel</b>	2	64 ½	7	13	2	<b>FNTD72GVMP</b>	<b>\$1,028</b>
--	---	------	---	----	---	-------------------	----------------

**NOW!**



- two metal tubes - specify metal color option: Black Sandtex (BSX), Soft Nickel (SNK) or Stardust Silver (STS)
- veneer panel insert - specify finish option
- field installed
- for use with FN3672TDG, FN3672TDV and FN3672TDX

**To Order, Specify:**

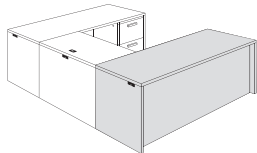
- ① Model Number
- ② Wood Species - Cherry (CH1), Maple (MA1) or Walnut (WA1) (see page 372)
- ③ Finish Color - (see page 372)
- ④ Glass Surface - Clear or White Back Painted (see page 379)
- ⑤ Metal Color - Black Sandtex (BSX), Soft Nickel (SNK) or Stardust Silver (STS) (see page 372)
- ⑥ Edge Profile - (see page 377)
- ⑦ Power and Data Options (see page 637)

When ordering Quickship products, place a "Q" in front of model number.  
Example: QFN3072DD

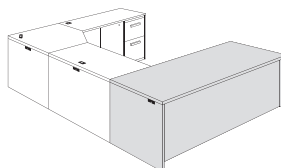
**NOW!**  
*Need it.*  
JSI Quickship

## Desk Applications

### Executive U



### Computer U



Description	D	W	H	CTN WT	CU FT	① Model	List Price
Bow Front Single Pedestal Desk	42	71 3/4	30	400	61	FN4272RBD	\$3,352
<b>NOW!</b> Bow Front Single Pedestal Desk	42	71 3/4	30	400	61	FN4272LBD	\$3,352



left shown

- box/box/file pedestal - letter width
- optional center drawer, see page 436
- 6" overhang on approach side
- chassis - 36" x 71 3/4"
- pedestal locking
- top edge profile on user and approach side
- two end panel grommets with wire pass thru

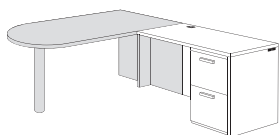
Single Pedestal Desk	36	71 3/4	30	290	53	FN3672RD	\$2,684
<b>NOW!</b> Single Pedestal Desk	36	71 3/4	30	290	53	FN3672LD	\$2,684
Single Pedestal Desk	30	71 3/4	30	290	44	FN3072RD	\$2,612
Single Pedestal Desk	30	71 3/4	30	290	44	FN3072LD	\$2,612
Single Pedestal Desk	30	65 3/8	30	275	41	FN3066RD	\$2,541
Single Pedestal Desk	30	65 3/8	30	275	41	FN3066LD	\$2,541



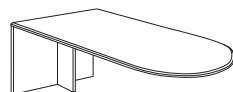
left shown

- box/box/file pedestal - letter width
- optional center drawer, see page 436
- pedestal locking
- top edge profile on user and approach side
- two end panel grommets with wire pass thru

## Peninsula Desk Applications

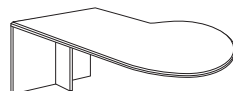


Bullet Peninsula Desk	36	72	30	135	53	FN3672B	\$2,205
<b>NOW!</b> Bullet Peninsula Desk	30	72	30	122	44	FN3072B	\$2,169



- edge profile on three open sides
- one end panel grommet
- trim modesty panel available, see below
- non-handed
- optional center drawer available, see page 436
- not for freestanding use
- bases must be purchased separately; see page 391 for options

P-Top Peninsula Desk	42	72	30	155	61	FN4272RP	\$2,629
<b>NOW!</b> P-Top Peninsula Desk	42	72	30	155	61	FN4272LP	\$2,629

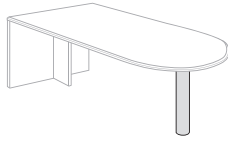


right shown

- 42" at widest point
- 36" at end panel
- edge profile on three open sides
- one end panel grommet
- trim modesty panel, see below
- optional center drawer available, see page 436
- not for freestanding use
- bases must be purchased separately; see page 391 for options

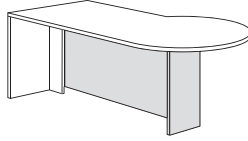
**Bases Options and Modesty Panels for Peninsula Tops**  
(these bases must be ordered separately from the desks listed on previous page)

**NOW!**



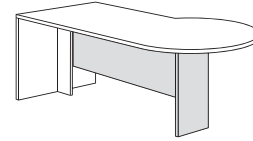
**Column Base**

- 04BB - Black Sandtex (BSX) \$321
- 04NB - Soft Nickel (SNK) \$321
- 04SB - Stardust Silver (STS) \$321



**Full Modesty Panel**

- FN2854RMP - right \$752
- FN2854LMP - left \$752



**3/4 Modesty Panel**

- FN2154RMP - right \$752
- FN2154LMP - left \$752

**Base:**

- 13 gauge steel
- 4" diameter

Description	D	W	H	CTN WT	CU FT	1 Model	List Price
Trim Modesty Panel	2	42	10	10	2	FN1042GAMP	\$662

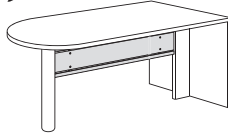
**NOW!**



- two metal tubes - specify metal color option: Black Sandtex (BSX), Soft Nickel (SNK) or Stardust Silver (STS)
- white glass panel insert
- field installed
- modesty panel requires special location if an optional center drawer is used

Trim Modesty Panel	2	42	10	12	2	FN1042GVMP	\$625
--------------------	---	----	----	----	---	------------	-------

**NOW!**



- two metal tubes - specify metal color option: Black Sandtex (BSX), Soft Nickel (SNK) or Stardust Silver (STS)
- veneer panel insert - specify finish option
- field installed
- modesty panel requires special location if an optional center drawer is used

**To Order, Specify:**

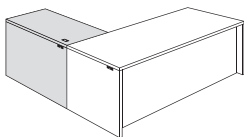
- 1 Model Number
- 2 Wood Species - Cherry (CH1), Maple (MA1) or Walnut (WA1) (see page 372)
- 3 Finish Color - (see page 372)
- 4 Edge Profile - (see page 377)
- 5 Pull Style and Color (see page 378)
- 6 Grommet Color - Matte Black (MBK) or Stardust Silver (STS) (see page 378)
- 7 Metal Color - Black Sandtex (BSX), Soft Nickel (SNK) or Stardust Silver (STS) (see page 372)
- 8 Other Product Options (see page 373)
- 9 Accessories (see page 637)
- 10 Power and Data Options (see page 637)

When ordering Quickship products, place a "Q" in front of model number.  
Example: QFN3072DD

**NOW!**  
Need it.  
JSI Quickship



## Return Applications - Executive L

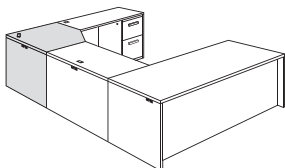


Description	D	W	H	CTN WT	CU FT	① Model	List Price
File/File Return	23 7/8	47 7/8	30	150	25	FN2448ERR	\$2,046
<b>NOW!</b>	23 7/8	47 7/8	30	150	25	FN2448ELR	\$2,046
 left shown	23 7/8	41 7/8	30	140	22	FN2442ERR	\$1,845
	23 7/8	41 7/8	30	140	22	FN2442ELR	\$1,845
 grain	<ul style="list-style-type: none"> <li>· top edge profile on user side</li> <li>· short grain direction</li> <li>· pedestal locking</li> <li>· letter width file/file pedestal</li> <li>· one end and back panel grommet with wire pass thru</li> <li>· one surface grommet</li> </ul>						

Lateral File Return	23 7/8	47 7/8	30	170	25	FN2448LRR	\$2,555
<b>NOW!</b>	23 7/8	47 7/8	30	170	25	FN2448LLR	\$2,555
 left shown	<ul style="list-style-type: none"> <li>· top edge profile on user side</li> <li>· short grain direction</li> <li>· anti-tip interlock mechanism</li> <li>· pedestal locking</li> <li>· one end and back panel grommet with wire pass thru</li> <li>· one surface grommet</li> </ul>						
	 grain						

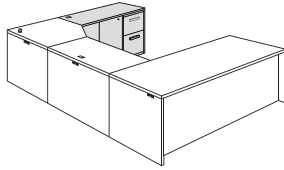
Multi-File Return	23 7/8	47 7/8	30	170	25	FN2448MRR	\$3,071
<b>NOW!</b>	23 7/8	47 7/8	30	170	25	FN2448MLR	\$3,071
 left shown	<ul style="list-style-type: none"> <li>· top edge profile on user side</li> <li>· short grain direction</li> <li>· 36" width multi-file</li> <li>· pedestal locking</li> <li>· one end and back panel grommet with wire pass thru</li> <li>· one surface grommet</li> </ul>						
	 grain						

## Corner Unit Applications - Computer L

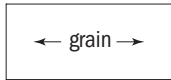



Executive Corner Unit	41 7/8	41 7/8	30	135	36	FN4242ERCU	\$2,046
<b>NOW!</b>	41 7/8	41 7/8	30	135	36	FN4242ELCU	\$2,046
 right shown	35 7/8	35 7/8	30	118	27	FN3636ERCU	\$1,861
	35 7/8	35 7/8	30	118	27	FN3636ELCU	\$1,861
 grain	<ul style="list-style-type: none"> <li>· use with corner return</li> <li>· not freestanding</li> <li>· one surface and two back panel grommets</li> </ul>						

Corner Return Applications - Executive L

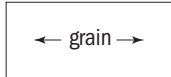


Description	D	W	H	CTN WT	CU FT	① Model	List Price
File/File Corner Return	23 7/8	47 7/8	30	150	25	FN2448ERCR	\$2,046
	23 7/8	47 7/8	30	150	25	FN2448ELCR	\$2,046
left shown	23 7/8	41 7/8	30	145	22	FN2442ERCR	\$1,845
	23 7/8	41 7/8	30	145	22	FN2442ELCR	\$1,845



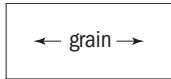
- top edge profile on user side
- long grain direction
- pedestal locking
- letter width file/file pedestal
- one end and back panel grommet with wire pass thru
- one surface grommet

Lateral File Corner Return	23 7/8	47 7/8	30	170	25	FN2448LRCR	\$2,555
	23 7/8	47 7/8	30	170	25	FN2448LLCR	\$2,555



- top edge profile on user side
- long grain direction
- anti-tip interlock mechanism
- pedestal locking
- one end and back panel grommet with wire pass thru
- one surface grommet

Multi-File Corner Return	23 7/8	47 7/8	30	170	25	FN2448MRRCR	\$3,071
	23 7/8	47 7/8	30	170	25	FN2448MLCR	\$3,071



- top edge profile on user side
- long grain direction
- 36" width multi-file
- pedestal locking
- one end and back panel grommet with wire pass thru
- one surface grommet

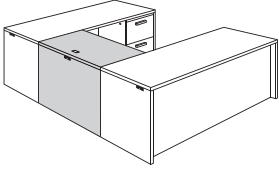
To Order, Specify:

- ① Model Number
- ② Wood Species - Cherry (CH1), Maple (MA1) or Walnut (WA1) (see page 372)
- ③ Finish Color - (see page 372)
- ④ Edge Profile - (see page 377)
- ⑤ Pull Style and Color (see page 378)
- ⑥ Grommet Color - Matte Black (MBK) or Stardust Silver (STS) (see page 378)
- ⑦ Metal Color - Black Sandtex (BSX), Soft Nickel (SNK) or Stardust Silver (STS) (see page 372)
- ⑧ Other Product Options (see page 373)
- ⑨ Accessories (see page 637)
- ⑩ Power and Data Options (see page 637)


When ordering Quickship products, place a "Q" in front of model number.  
Example: QFN3072DD

**NOW!**  
Need it.  
JSI Quickship

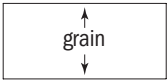
## Bridge Applications - Executive U



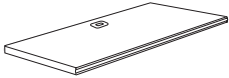
Description	D	W	H	CTN WT	CU FT	① Model	List Price
Bridge with Modesty Panel	23 7/8	48	30	105	5	FN2448EB	\$923
<b>NOW!</b>	23 7/8	42	30	85	3	FN2442EB	\$840
	23 7/8	36	30	65	3	FN2436EB	\$721



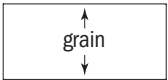
- top edge profile on user side
- short grain direction
- one surface grommet
- one back panel grommet



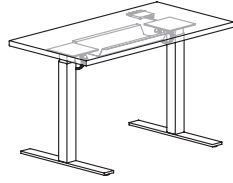
Bridge Top	23 7/8	48	1 3/16 ▲	39	4	FN4824MCT	\$829
<b>NOW!</b>	23 7/8	42	1 3/16 ▲	35	4	FN4224MCT	\$768
	23 7/8	36	1 3/16 ▲	29	3	FN3624MCT	\$680



- top edge profile on user side
- short grain direction
- one surface grommet
- no modesty included; top only



Description	D	W	H	CTN WT	CU FT	① Model	List Price
Electric Adjustable Height Bridge	24	46	Adj.	90	9	FN2446AHB-EL	\$3,329
	24	40	Adj.	85	8	FN2440AHB-EL	\$3,289



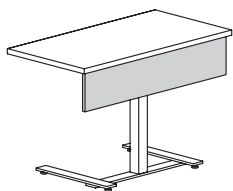
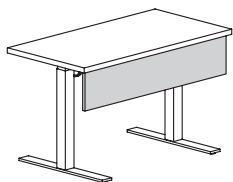
- 27 1/2" - 44 1/2" height adjustment
- top edge profile on user and approach sides
- push button control pad mounted right or left
- key pad features height display with four memory settings
- 72" power cord
- 1" gap between credenza or desk top avoids pinch point
- 225 lb. max load
- specify Black Sandtex (BSX) or Stardust Silver (STS) base finish
- ships KD

Pneumatic Adjustable Height Bridge	24	46	Adj.	90	9	FN2446AHB-PN	\$2,712
	24	40	Adj.	85	8	FN2440AHB-PN	\$2,645



- 27 1/2" - 44 1/2" height adjustment
- top edge profile on user and approach sides
- release lever mounts under edge of top
- may be used in place of standard bridge
- 1" gap between credenza or desk top avoids pinch point
- can be used as freestanding table
- 180 lb. max load
- specify Matte Black or Alloy base finish
- ships KD







Modesty Panel for Adjustable Height Bridge	3/4	46	9	13	2	FN0946TDM	\$482
	3/4	40	9	11	2	FN0940TDM	\$468



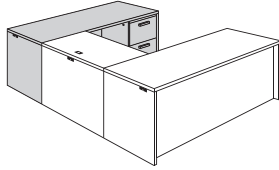
- FN0946TDM use with 46" wide adjustable height bridge
- FN0940TDM use with 40" wide adjustable height bridge
- *modesty panel bracket is available in Black Sandtex (BSX) or Stardust Silver (STS)* ▲
- flat edge detail

**To Order, Specify:**

- ① Model Number
- ② Wood Species - Cherry (CH1), Maple (MA1) or Walnut (WA1) (see page 372)
- ③ Finish Color - (see page 372)
- ④ Edge Profile - (see page 377)
- ⑤ Metal Color - (see page 372)
- ⑥ Other Product Options (see page 373)

Description	D	W	H	CTN WT	CU FT	① Model	List Price
<b>Storage Credenza</b> 	24	71 ¾	30	290	36	FN2472SC	\$3,092
	24	65 ¾	30	270	33	FN2466SC	\$3,001
							<ul style="list-style-type: none"> <li>· top edge profile on user side</li> <li>· file/file pedestal - legal width</li> <li>· adjustable shelf in center storage</li> <li>· pedestal locking</li> <li>· locking doors available, specify and add \$105 list</li> <li>· one back and two end panel grommets with wire pass thru</li> </ul>
<b>Lateral File Credenza</b> 	24	71 ¾	30	235	36	FN2472LFC	\$3,202
							<ul style="list-style-type: none"> <li>· top edge profile on user side</li> <li>· two drawer lateral files side by side</li> <li>· pedestal front locking</li> <li>· anti-tip interlock mechanism</li> <li>· two end panel grommets with wire pass thru</li> </ul>
<b>Four Door Credenza</b> 	24	71 ¾	30	235	36	FN2472DSC	\$3,060
							<ul style="list-style-type: none"> <li>· top edge profile on user side</li> <li>· adjustable shelves</li> <li>· locking doors available, specify and add \$210 list</li> <li>· two end panel grommets with wire pass thru</li> </ul>
<b>Two Door Credenza</b> 	24	35 ¾	30	90	19	FN3630SC	\$1,449
							<ul style="list-style-type: none"> <li>· top edge profile on user side</li> <li>· one adjustable shelf</li> <li>· locking doors available, specify and add \$105 list</li> <li>· two end panel grommets with wire pass thru</li> <li>· compatible with overhead bookcases and cabinets; see page 421</li> </ul>
<b>Kneespace Credenza</b> 	24	71 ¾	30	270	36	FN2472KC	\$3,001
	24	65 ¾	30	255	33	FN2466KC	\$2,907
							<ul style="list-style-type: none"> <li>· top edge profile on user side</li> <li>· file/file pedestals - legal width</li> <li>· pedestal locking</li> <li>· one back and two end panel grommets with wire pass thru</li> <li>· kneespace for FN2472KC - 32 ½"</li> <li>· kneespace for FN2466KC - 26 ½"</li> </ul>
<b>Buffet Credenza</b> 	24	71 ¾	36	280	43	FN2472BSC	\$4,329
							<ul style="list-style-type: none"> <li>· top edge profile on user side</li> <li>· four door credenza</li> <li>· four box drawers above doors</li> <li>· locking doors and drawers not available</li> <li>· adjustable shelf in storage cabinet</li> <li>· two end panel grommets with wire pass thru</li> </ul>

Credenza Applications - Executive U



Description	D	W	H	CTN WT	CU FT	① Model	List Price
File/File Pedestal Credenza	23 7/8	71 3/4	30	235	36	FN2472RC	\$2,640
<b>NOW!</b>	23 7/8	71 3/4	30	235	36	FN2472LC	\$2,640
	23 7/8	65 3/4	30	220	33	FN2466RC	\$2,515
	23 7/8	65 3/4	30	220	33	FN2466LC	\$2,515



left shown

- top edge profile on user side
- pedestal locking
- letter width file/file pedestal
- two end panel and one back panel grommet with wire pass thru

File/File Reception Credenza	23 7/8	71 3/4	30	235	36	FN2472RCR	\$2,640
<b>NOW!</b>	23 7/8	71 3/4	30	235	36	FN2472LCR	\$2,640



left shown

- top edge profile on user side
- pedestal locking
- file/file pedestal - legal width
- two end panel grommets with wire pass thru
- no back panel grommets

Lateral Pedestal Credenza	23 7/8	71 3/4	30	250	36	FN2472LRC	\$2,968
<b>NOW!</b>	23 7/8	71 3/4	30	250	36	FN2472LLC	\$2,968



left shown

- top edge profile on user side
- pedestal locking
- anti-tip interlock mechanism
- two end panel and one back panel grommet with wire pass thru
- 36" wide lateral file

Multi-File Pedestal Credenza	23 7/8	71 3/4	30	265	36	FN2472MRC	\$3,104
<b>NOW!</b>	23 7/8	71 3/4	30	265	36	FN2472MLC	\$3,104



left shown

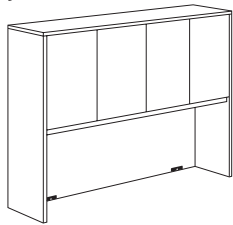
- top edge profile on user side
- pedestal locking
- 36" width multi-file
- two end panel and one back panel grommet with wire pass thru

To Order, Specify:

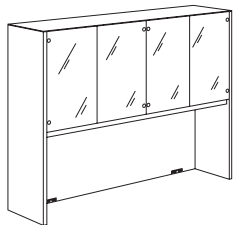
- ① Model Number
- ② Wood Species - Cherry (CH1), Maple (MA1) or Walnut (WA1) (see page 372)
- ③ Finish Color - (see page 372)
- ④ Edge Profile - (see page 377)
- ⑤ Pull Style and Color (see page 378)
- ⑥ Grommet Color - Matte Black (MBK) or Stardust Silver (STS) (see page 378)
- ⑦ Other Product Options (see page 373)
- ⑧ Accessories (see page 637)
- ⑨ Power and Data Options (see page 637)

When ordering Quickship products, place a "Q" in front of model number.  
Example: QFN3072DD

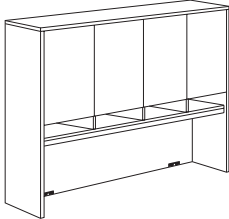


Description	D	W	H	CTN WT	CU FT	① Model	List Price
<b>Double Height Storage Overhead Cabinet with Four Doors</b> 	15 7/8	83 3/4	54	338	50	<b>FN1684DSO</b>	<b>\$3,027</b>
	15 7/8	77 3/4	54	318	47	<b>FN1678DSO</b>	<b>\$2,970</b>
	15 7/8	71 3/4	54	297	43	<b>FN1672DSO</b>	<b>\$2,912</b>
	15 7/8	65 3/4	54	262	40	<b>FN1666DSO</b>	<b>\$2,791</b>

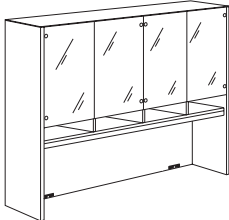
- grommet in bottom left and right and in top center of back panel
- tackboards available, see pages 402-407
- task lights available, see pages 642-643
- 22" vertical clearance from desk top to bottom of light soffit
- adjustable shelf
- optional modular top, see page 425
- locking doors available, specify and add \$210 list
- no pulls
- backside of unit intended to go against wall, cabinet should be secured to wall as a safety precaution

<b>Double Height Storage Overhead Cabinet with Four Glass Doors</b> 	15 7/8	83 3/4	54	342	50	<b>FN1684DGSO</b>	<b>\$3,782</b>
	15 7/8	77 3/4	54	323	47	<b>FN1678DGSO</b>	<b>\$3,710</b>
	15 7/8	71 3/4	54	301	43	<b>FN1672DGSO</b>	<b>\$3,639</b>
	15 7/8	65 3/4	54	266	40	<b>FN1666DGSO</b>	<b>\$3,489</b>

- white back painted glass doors
- grommet in bottom left and right and in top center of back panel
- tackboards available, see pages 402-407
- task lights available, see pages 642-643
- 22" vertical clearance from desk top to bottom of light soffit
- adjustable shelf
- optional modular top, see page 425
- locking doors not available
- pulls not available
- backside of unit intended to go against wall, cabinet should be secured to wall as a safety precaution

Description	D	W	H	CTN WT	CU FT	① Model	List Price
<b>Double Height Storage Overhead Cabinet with Four Doors and Cubbies</b> 	15 7/8	83 3/4	54	373	50	<b>FN1684DSOC</b>	<b>\$3,651</b>
	15 7/8	77 3/4	54	351	47	<b>FN1678DSOC</b>	<b>\$3,549</b>
	15 7/8	71 3/4	54	327	43	<b>FN1672DSOC</b>	<b>\$3,470</b>
	15 7/8	65 3/4	54	290	40	<b>FN1666DSOC</b>	<b>\$3,386</b>

- grommet in bottom left and right and in top center of back panel
- tackboards available, see pages 402-407
- task lights available, see pages 642-643
- 17 1/2" vertical clearance from desk top to bottom of light soffit
- adjustable shelf
- optional modular top, see page 425
- locking doors available, specify and add \$210 list
- no pulls
- backside of unit intended to go against wall, cabinet should be secured to wall as a safety precaution

<b>Double Height Storage Overhead Cabinet with Four Glass Doors and Cubbies</b> 	15 7/8	83 3/4	54	377	50	<b>FN1684DGSOC</b>	<b>\$4,406</b>
	15 7/8	77 3/4	54	356	47	<b>FN1678DGSOC</b>	<b>\$4,290</b>
	15 7/8	71 3/4	54	331	43	<b>FN1672DGSOC</b>	<b>\$4,196</b>
	15 7/8	65 3/4	54	294	40	<b>FN1666DGSOC</b>	<b>\$3,980</b>

- white back painted glass doors
- grommet in bottom left and right and in top center of back panel
- tackboards available, see pages 402-407
- task lights available, see pages 642-643
- 17 1/2" vertical clearance from desk top to bottom of light soffit
- adjustable shelf
- optional modular top, see page 425
- locking doors not available
- pulls not available
- backside of unit intended to go against wall, cabinet should be secured to wall as a safety precaution


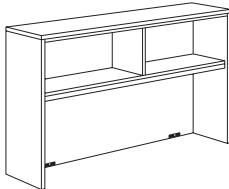
**To Order, Specify:**

- ① Model Number
- ② Wood Species - Cherry (CH1), Maple (MA1) or Walnut (WA1) (see page 372)
- ③ Finish Color - (see page 372)
- ④ Grommet Color - (see page 378)
- ⑤ Other Product Options (see page 373)



When ordering Quickship products, place a "Q" in front of model number.  
 Example: QFN3072DD



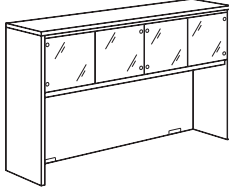


Description	D	W	H	CTN WT	CU FT	① Model	List Price
<b>Open Storage Overhead Cabinet</b>  	16	83 3/4	42	238	40	<b>FN168400</b>	<b>\$2,428</b>
	16	77 3/4	42	238	37	<b>FN167800</b>	<b>\$2,382</b>
	16	71 3/4	42	228	34	<b>FN167200</b>	<b>\$2,333</b>
	16	65 3/4	42	218	32	<b>FN166600</b>	<b>\$2,229</b>


- top edge profile on user side
- grommet in bottom left and right and in top center of back panel
- tackboards available, see pages 402-407
- task lights available, see pages 642-643
- 22" vertical clearance from desk top to bottom of light soffit

<b>Storage Overhead Cabinet with Four Doors</b>  	16	83 3/4	42	258	40	<b>FN1684S0</b>	<b>\$2,518</b>
	16	77 3/4	42	258	37	<b>FN1678S0</b>	<b>\$2,471</b>
	16	71 3/4	42	248	34	<b>FN1672S0</b>	<b>\$2,424</b>
	16	65 3/4	42	238	32	<b>FN1666S0</b>	<b>\$2,322</b>

- top edge profile on user side
- grommet in bottom left and right and in top center of back panel
- tackboards available, see pages 402-407
- task lights available, see pages 642-643
- 22" vertical clearance from desk top to bottom of light soffit
- locking doors available, specify and add \$210 list
- no pulls

<b>Storage Overhead Cabinet with Four Glass Doors</b> 	16	83 3/4	42	258	40	<b>FN1684GS0</b>	<b>\$2,900</b>
	16	77 3/4	42	258	37	<b>FN1678GS0</b>	<b>\$2,853</b>
	16	71 3/4	42	248	34	<b>FN1672GS0</b>	<b>\$2,806</b>
	16	65 3/4	42	238	32	<b>FN1666GS0</b>	<b>\$2,709</b>

- top edge profile on user side
- white back painted glass doors
- grommet in bottom left and right and in top center of back panel
- tackboards available, see pages 402-407
- task lights available, see pages 642-643
- 22" vertical clearance from desk top to bottom of light soffit
- locking doors not available
- pulls not available

Description	D	W	H	CTN WT	CU FT	① Model	List Price
<b>Open Storage Overhead Cabinet with Cubbies</b> 	16	83 ¾	42	286	40	<b>FN168400C</b>	\$3,052
	16	77 ¾	42	271	37	<b>FN167800C</b>	\$2,960
	16	71 ¾	42	258	34	<b>FN167200C</b>	\$2,890
	16	65 ¾	42	246	32	<b>FN166600C</b>	\$2,720

- top edge profile on user side
- grommet in bottom left and right and in top center of back panel
- tackboards available, see pages 402-407
- task lights available, see pages 642-643
- 17 ½" vertical clearance from desk top to bottom of light soffit

<b>Storage Overhead Cabinet with Four Doors and Cubbies</b> 	16	83 ¾	42	306	40	<b>FN1684S0C</b>	\$3,143
	16	77 ¾	42	291	37	<b>FN1678S0C</b>	\$3,051
	16	71 ¾	42	278	34	<b>FN1672S0C</b>	\$2,980
	16	65 ¾	42	266	32	<b>FN1666S0C</b>	\$2,767

- top edge profile on user side
- grommet in bottom left and right and in top center of back panel
- tackboards available, see pages 402-407
- task lights available, see pages 642-643
- 17 ½" vertical clearance from desk top to bottom of light soffit
- locking doors available, specify and add \$210 list
- no pulls

<b>Storage Overhead Cabinet with Four Glass Doors and Cubbies</b> 	16	83 ¾	42	310	40	<b>FN1684GS0C</b>	\$3,522
	16	77 ¾	42	295	37	<b>FN1678GS0C</b>	\$3,433
	16	71 ¾	42	282	34	<b>FN1672GS0C</b>	\$3,364
	16	65 ¾	42	270	32	<b>FN1666GS0C</b>	\$3,200

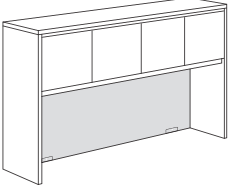
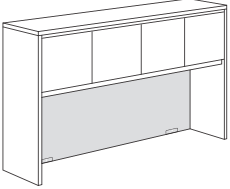

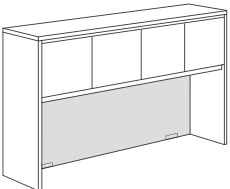
- top edge profile on user side
- white back painted glass doors
- grommet in bottom left and right and in top center of back panel
- tackboards available, see pages 402-407
- task lights available, see pages 642-643
- 17 ½" vertical clearance from desk top to bottom of light soffit
- adjustable shelf
- locking doors not available
- pulls not available

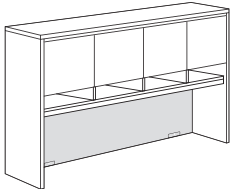
**To Order, Specify:**

- ① Model Number
- ② Wood Species - Cherry (CH1), Maple (MA1) or Walnut (WA1) (see page 372)
- ③ Finish Color - (see page 372)
- ④ Edge Profile - (see page 377)
- ⑤ Grommet Color - (see page 378)
- ⑥ Other Product Options (see page 373)

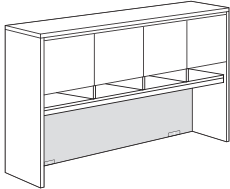
When ordering Quickship products, place a "Q" in front of model number.  
 Example: QFN3072DD



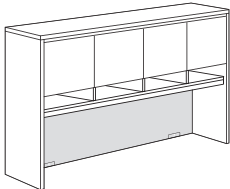
Description	D	W	H	CTN WT	CU FT	① Model	List Price Per Grade						
<b>Tackboard for 84" w Storage Overhead Cabinet</b> 	¾	81 ¼	17 ⅝	3	4	FN84TK	COM \$294						
							A \$322						
							B \$375						
							C \$470						
							D \$591						
							E \$711						
							F \$900						
							G \$1,102						
							H \$1,316						
							I \$1,652						
							J \$2,055						
							<ul style="list-style-type: none"> <li>· for use with 84" wide storage overhead cabinet</li> <li>· Culp Montgomery Sterling panel fabric standard</li> <li>· use Grade A pricing</li> <li>· other fabrics available, contact customer service</li> <li>· attaches with covered button screws</li> <li>· ships attached when ordered with overhead cabinets</li> <li>· com ydg: 2 ¾</li> </ul>						
							<b>Tackboard for 78" w Storage Overhead Cabinet</b> 	¾	75 ¼	17 ⅝	3	4	FN78TK
A \$315													
B \$364													
C \$450													
D \$560													
E \$669													
F \$840													
G \$1,024													
H \$1,220													
I \$1,525													
J \$1,892													
<ul style="list-style-type: none"> <li>· for use with 78" wide storage overhead cabinet</li> <li>· Culp Montgomery Sterling panel fabric standard</li> <li>· use Grade A pricing</li> <li>· other fabrics available, contact customer service</li> <li>· attaches with covered button screws</li> <li>· ships attached when ordered with overhead cabinets</li> <li>· com ydg: 2 ½</li> </ul>													
<b>Tackboard for 72" w Storage Overhead Cabinet</b> 	¾	69 ¼	17 ⅝	2	3	FN72TK							
							A \$296						
							B \$339						
							C \$416						
							D \$515						
							E \$614						
							F \$768						
							G \$933						
							H \$1,108						
							I \$1,383						
							J \$1,713						
							<ul style="list-style-type: none"> <li>· for use with 72" wide storage overhead cabinet</li> <li>· Culp Montgomery Sterling panel fabric standard</li> <li>· use Grade A pricing</li> <li>· other fabrics available, contact customer service</li> <li>· attaches with covered button screws</li> <li>· ships attached when ordered with overhead cabinets</li> <li>· com ydg: 2 ¼</li> </ul>						
							<b>Tackboard for 66" w Storage Overhead Cabinet</b> 	¾	63 ¼	17 ⅝	2	3	FN66TK
A \$275													
B \$313													
C \$383													
D \$470													
E \$558													
F \$695													
G \$842													
H \$998													
I \$1,243													
J \$1,536													
<ul style="list-style-type: none"> <li>· for use with 66" wide storage overhead cabinet</li> <li>· Culp Montgomery Sterling panel fabric standard</li> <li>· use Grade A pricing</li> <li>· other fabrics available, contact customer service</li> <li>· attaches with covered button screws</li> <li>· ships attached when ordered with overhead cabinets</li> <li>· com ydg: 2</li> </ul>													

Description	D	W	H	CTN WT	CU FT	① Model	List Price Per Grade
<b>Tackboard for 84" w Storage Overhead Cabinet with Cubbies</b> 	3/8	81 1/4	12 1/8	3	2	<b>FN84TKC</b>	<b>COM \$294</b>
							A \$322
							B \$375
							C \$470
							D \$591
							E \$711
							F \$900
							G \$1,102
							H \$1,316
							I \$1,652
							J \$2,055

- for use with 84" wide storage overhead cabinet
- Culp Montgomery Sterling panel fabric standard
- use Grade A pricing
- other fabrics available, contact customer service
- attaches with covered button screws
- ships attached when ordered with overhead cabinets
- com ydg: 2 3/4

<b>Tackboard for 78" w Storage Overhead Cabinet with Cubbies</b> 	3/8	75 1/4	12 1/8	3	2	<b>FN78TKC</b>	<b>COM \$290</b>
							A \$315
							B \$364
							C \$450
							D \$560
							E \$669
							F \$840
							G \$1,024
							H \$1,220
							I \$1,525
							J \$1,892

- for use with 78" wide storage overhead cabinet
- Culp Montgomery Sterling panel fabric standard
- use Grade A pricing
- other fabrics available, contact customer service
- attaches with covered button screws
- ships attached when ordered with overhead cabinets
- com ydg: 2 1/2

<b>Tackboard for 72" w Storage Overhead Cabinet with Cubbies</b> 	3/8	69 1/4	12 1/8	2	2	<b>FN72TKC</b>	<b>COM \$272</b>
							A \$296
							B \$339
							C \$416
							D \$515
							E \$614
							F \$768
							G \$933
							H \$1,108
							I \$1,383
							J \$1,713

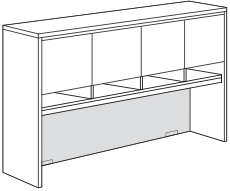
- for use with 72" wide storage overhead cabinet
- Culp Montgomery Sterling panel fabric standard
- use Grade A pricing
- other fabrics available, contact customer service
- attaches with covered button screws
- ships attached when ordered with overhead cabinets
- com ydg: 2 1/4

**To Order, Specify:**

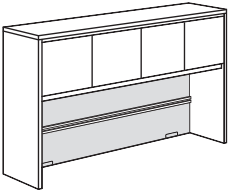
- ① Model Number
- ② Fabric Selection: vendor, pattern color
- ③ Other Product Options (see page 373)

When ordering Quickship products, place a "Q" in front of model number.  
Example: QFN3072DD

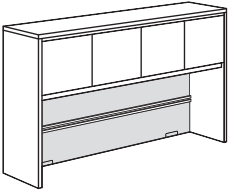
**NOW!**  
Need it.  
JSI Quickship

Description	D	W	H	CTN WT	CU FT	① Model	List Price Per Grade
<b>Tackboard for 66" w Storage Overhead Cabinet with Cubbies</b> 	3/8	63 1/4	12 1/8	2	2	FN66TKC	COM \$255
							A \$275
							B \$313
							C \$383
							D \$470
							E \$558
							F \$695
							G \$842
							H \$998
							I \$1,243
							J \$1,536

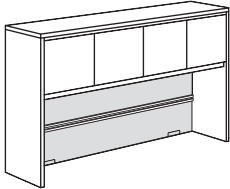
- for use with 66" wide storage overhead cabinet
- Culp Montgomery Sterling panel fabric standard
- use Grade A pricing
- other fabrics available, contact customer service
- attaches with covered button screws
- ships attached when ordered with overhead cabinets
- com ydg: 2


<b>Tackboard for Accessory Rail on 84" w Storage Overhead Cabinet</b> 	3/8	81 1/4		3	4	FN84TKA	COM \$327
							A \$354
							B \$408
							C \$502
							D \$623
							E \$744
							F \$933
							G \$1,134
							H \$1,349
							I \$1,685
							J \$2,088

- tackboard panels for above and below accessory rail
- not required; add-on for convenience application
- Culp Montgomery Sterling panel fabric standard
- use Grade A pricing
- other fabrics available, contact customer service
- upper tackboard height: 6 3/8
- lower tackboard height: 7 1/2
- coordinates with FN1684DSO, FN1684DGSO, FN168400, FN1684SO, FN1684GSO
- accessory rail sold separately, see page 408
- com ydg: 2 3/4

<b>Tackboard for Accessory Rail on 78" w Storage Overhead Cabinet</b> 	3/8	75 1/4		3	4	FN78TKA	COM \$322
							A \$347
							B \$395
							C \$481
							D \$592
							E \$701
							F \$872
							G \$1,056
							H \$1,251
							I \$1,557
							J \$1,923

- tackboard panels for above and below accessory rail
- not required; add-on for convenience application
- Culp Montgomery Sterling panel fabric standard
- use Grade A pricing
- other fabrics available, contact customer service
- upper tackboard height: 6 3/8
- lower tackboard height: 7 1/2
- coordinates with FN1678DSO, FN1678DGSO, FN167800, FN1678SO, FN1678GSO
- accessory rail sold separately, see page 408
- com ydg: 2 1/2

Description	D	W	H	CTN WT	CU FT	① Model	List Price Per Grade
<b>Tackboard for Accessory Rail on 72" w Storage Overhead Cabinet</b>  <p><b>NOW!</b></p>	3/8	69 1/4		2	3	<b>FN72TKA</b>	<b>COM \$305</b>
	· tackboard panels for above and below accessory rail						<b>A \$328</b>
	· not required; add-on for convenience application						<b>B \$371</b>
	· Culp Montgomery Sterling panel fabric standard						<b>C \$449</b>
	· use Grade A pricing						<b>D \$548</b>
	· other fabrics available, contact customer service						<b>E \$646</b>
	· upper tackboard height: 6 3/8						<b>F \$801</b>
	· lower tackboard height: 7 1/2						<b>G \$965</b>
	· coordinates with FN1672DSO, FN1672DGSO, FN167200, FN1672SO, FN1672GSO						<b>H \$1,141</b>
	· accessory rail sold separately, see page 408						<b>I \$1,416</b>
	· com ydg: 2 1/4						<b>J \$1,746</b>

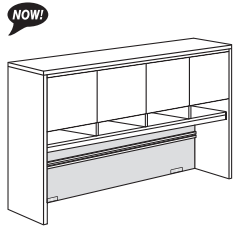
<b>Tackboard for Accessory Rail on 66" w Storage Overhead Cabinet</b>  <p><b>NOW!</b></p>	3/8	63 1/4		2	3	<b>FN66TKA</b>	<b>COM \$286</b>
	· tackboard panels for above and below accessory rail						<b>A \$306</b>
	· not required; add-on for convenience application						<b>B \$345</b>
	· Culp Montgomery Sterling panel fabric standard						<b>C \$414</b>
	· use Grade A pricing						<b>D \$501</b>
	· other fabrics available, contact customer service						<b>E \$590</b>
	· upper tackboard height: 6 3/8						<b>F \$726</b>
	· lower tackboard height: 7 1/2						<b>G \$873</b>
	· coordinates with FN1666DSO, FN1666DGSO, FN166600, FN1666SO, FN1666GSO						<b>H \$1,029</b>
	· accessory rail sold separately, see page 408						<b>I \$1,274</b>
	· com ydg: 2						<b>J \$1,567</b>

**To Order, Specify:**

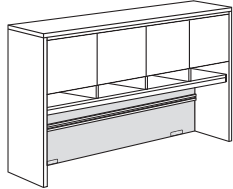
- ① Model Number
- ② Fabric Selection: vendor, pattern color
- ③ Other Product Options (see page 373)

When ordering Quickship products, place a "Q" in front of model number.  
 Example: QFN3072DD

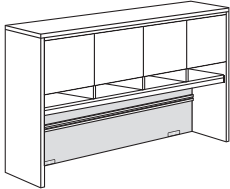


Description	D	W	H	CTN WT	CU FT	① Model	List Price Per Grade
<b>Tackboard for Accessory Rail on 84" w Storage Overhead Cabinet with Cubbies</b> 	¾	81 ¼		3	2	<b>FN84TKCA</b>	COM \$327
							A \$354
							B \$408
							C \$502
							D \$623
							E \$744
							F \$933
							G \$1,134
							H \$1,349
							I \$1,685
							J \$2,088

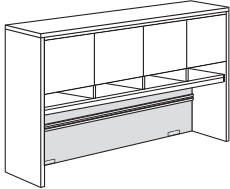
- tackboard panels for above and below accessory rail
- not required; add-on for convenience application
- Culp Montgomery Sterling panel fabric standard
- use Grade A pricing
- other fabrics available, contact customer service
- upper tackboard height: 2 ¼
- lower tackboard height: 7 ½
- coordinates with FN1684DSOC, FN1684DGSOC, FN1684OOC, FN1684SOC, FN1684GSOC
- accessory rail sold separately, see page 408
- com ydg: 2 ¾

<b>Tackboard for Accessory Rail on 78" w Storage Overhead Cabinet with Cubbies</b> 	¾	75 ¼		3	2	<b>FN78TKCA</b>	COM \$322
							A \$347
							B \$395
							C \$481
							D \$592
							E \$701
							F \$872
							G \$1,056
							H \$1,251
							I \$1,557
							J \$1,923

- tackboard panels for above and below accessory rail
- not required; add-on for convenience application
- Culp Montgomery Sterling panel fabric standard
- use Grade A pricing
- other fabrics available, contact customer service
- upper tackboard height: 2 ¼
- lower tackboard height: 7 ½
- coordinates with FN1678DSOC, FN1678DGSOC, FN1678OOC, FN1678SOC, FN1678GSOC
- accessory rail sold separately, see page 408
- com ydg: 2 ½

Description	D	W	H	CTN WT	CU FT	① Model	List Price Per Grade
<b>Tackboard for Accessory Rail on 72" w Storage Overhead Cabinet with Cubbies</b> 	3/8	69 1/4		2	2	FN72TKCA	COM \$305
							A \$328
							B \$371
							C \$449
							D \$548
							E \$646
							F \$801
							G \$965
							H \$1,141
							I \$1,416
							J \$1,746

- tackboard panels for above and below accessory rail
- not required; add-on for convenience application
- Culp Montgomery Sterling panel fabric standard
- use Grade A pricing
- other fabrics available, contact customer service
- upper tackboard height: 2 1/4
- lower tackboard height: 7 1/2
- coordinates with FN1672DSOC, FN1672DGSOC, FN167200C, FN1672SOC, FN1672GSOC
- accessory rail sold separately, see page 408
- com ydg: 2 1/4

<b>Tackboard for Accessory Rail on 66" w Storage Overhead Cabinet with Cubbies</b> 	3/8	63 1/4		2	2	FN66TKCA	COM \$286
							A \$306
							B \$345
							C \$414
							D \$501
							E \$590
							F \$726
							G \$873
							H \$1,029
							I \$1,274
							J \$1,567

- tackboard panels for above and below accessory rail
- not required; add-on for convenience application
- Culp Montgomery Sterling panel fabric standard
- use Grade A pricing
- other fabrics available, contact customer service
- upper tackboard height: 2 1/4
- lower tackboard height: 7 1/2
- coordinates with FN1666DSOC, FN1666DGSOC, FN166600C, FN1666SOC, FN1666GSOC
- accessory rail sold separately, see page 408
- com ydg: 2


**To Order, Specify:**

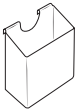





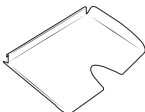

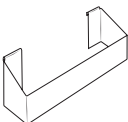



- ① Model Number
- ② Fabric Selection: vendor, pattern color
- ③ Other Product Options (see page 373)

When ordering Quickship products, place a "Q" in front of model number.  
 Example: QFN3072DD





Description	D	W	H	CTN WT	CU FT	① Model	List Price
<b>Accessory Rails</b> 	3/4	81 1/4	3 1/4	6	2	<b>FN84AR</b> For use on: · FN1684DGSO · FN168400 · FN1684DSO · FN1684SO · FN1684GSO	\$312
	3/4	75 1/4	3 1/4	5	2	<b>FN78AR</b> For use on: · FN1678DGSO · FN167800 · FN1678DSO · FN1678SO · FN1678GSO	\$298
	3/4	69 1/4	3 1/4	5	2	<b>FN72AR</b> For use on: · FN1672DGSO · FN167200 · FN1672DSO · FN1672SO · FN1672GSO	\$282
	3/4	63 1/4	3 1/4	4	2	<b>FN66AR</b> For use on: · FN1666DGSO · FN166600 · FN1666DSO · FN1666SO · FN1666GSO	\$267

Description	D	W	H	CTN WT	CU FT	① Model	List Price
<b>Upright Tray</b> 	1 <sup>9</sup> / <sub>16</sub>	3 <sup>1</sup> / <sub>8</sub>	3 <sup>9</sup> / <sub>16</sub>	1	1	AC203CUP	\$75
 <ul style="list-style-type: none"> <li>· pen and gadget cup</li> <li>· Stardust Silver finish</li> </ul>							
<b>Small Tray</b> 	3 <sup>5</sup> / <sub>16</sub>	2 <sup>11</sup> / <sub>16</sub>	<sup>7</sup> / <sub>8</sub>	1	1	AC403TRAY	\$56
 <ul style="list-style-type: none"> <li>· tray for paper clips and other small items</li> <li>· Stardust Silver finish</li> </ul>							
<b>Pencil Tray</b> 	3 <sup>5</sup> / <sub>16</sub>	7 <sup>11</sup> / <sub>16</sub>	<sup>7</sup> / <sub>8</sub>	1	1	AC408TRAY	\$69
 <ul style="list-style-type: none"> <li>· tray for pencils and other small items</li> <li>· Stardust Silver finish</li> </ul>							
<b>Paper Tray</b> 	9 <sup>15</sup> / <sub>16</sub>	13 <sup>3</sup> / <sub>16</sub>	<sup>7</sup> / <sub>8</sub>	2	1	AC912PAP	\$107
 <ul style="list-style-type: none"> <li>· tray for 8 1/2 x 11" letter paper size</li> <li>· Stardust Silver finish</li> </ul>							
<b>File Hanger</b> 	2 <sup>13</sup> / <sub>16</sub>	12 <sup>3</sup> / <sub>16</sub>	4	1	1	AC313FILE	\$101
 <ul style="list-style-type: none"> <li>· file hanger for 8 1/2 x 11" letter size hanging file folders</li> <li>· Stardust Silver finish</li> </ul>							
<b>Acrylic Accessory Tray</b> 	12 <sup>1</sup> / <sub>4</sub> ▲	9 <sup>1</sup> / <sub>4</sub>	2 <sup>1</sup> / <sub>4</sub> ▲	5	1	ALT0912C	\$271
 <ul style="list-style-type: none"> <li>· set of 4</li> </ul>							

**To Order, Specify:**

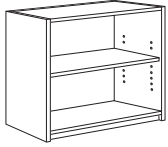
- ① Model Number
- ③ Other Product Options (see page 373)

When ordering Quickship products, place a "Q" in front of model number.  
 Example: QFN3072DD



Description	D	W	H	CTN WT	CU FT	① Model	List Price
Double Height Wall Mount Open Overhead	15 7/8	41 3/4	31 1/2	125	16	FN1642DWMO	\$1,285
	15 7/8	35 3/4	31 1/2	108	14	FN1636DWMO	\$1,166
	15 7/8	29 3/4	31 1/2	99	12	FN1630DWMO	\$1,026

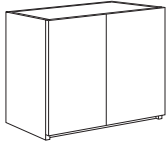
**NOW!**



- supported by wall cleat - hardware provided by installer
- adjustable shelf
- optional modular top, see page 425

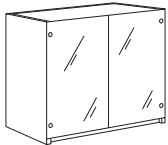
Double Height Wall Mount Overhead Cabinet with Two Doors	15 7/8	41 3/4	31 1/2	125	16	FN1642DWMS	\$1,805
	15 7/8	35 3/4	31 1/2	113	14	FN1636DWMS	\$1,682
	15 7/8	29 3/4	31 1/2	105	12	FN1630DWMS	\$1,569

**NOW!**

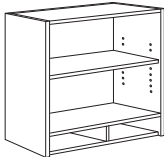


- supported by wall cleat - hardware provided by installer
- adjustable shelf
- locking doors available, specify and add \$105 list
- optional modular top, see page 425
- no pulls

Double Height Wall Mount Overhead Cabinet with Two Glass Doors	15 7/8	41 3/4	31 1/2	135	16	FN1642DGWMS	\$2,043
	15 7/8	35 3/4	31 1/2	115	14	FN1636DGWMS	\$1,921
	15 7/8	29 3/4	31 1/2	107	12	FN1630DGWMS	\$1,809

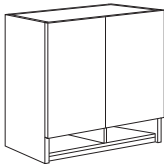


- white back painted glass doors
- supported by wall cleat - hardware provided by installer
- adjustable shelf
- optional modular top, see page 425
- locking doors not available
- pulls not available

Description	D	W	H	CTN WT	CU FT	① Model	List Price
<b>Double Height Wall Mount Open Overhead with Cubbies</b> 	15 7/8	41 3/4	36 1/2	140	18	FN1642DWMOC	\$1,544
	15 7/8	35 3/4	36 1/2	128	16	FN1636DWMOC	\$1,425
	15 7/8	29 3/4	36 1/2	119	13	FN1630DWMOC	\$1,286

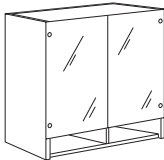
**NOW!**

- supported by wall cleat - hardware provided by installer
- adjustable shelf
- optional modular top, see page 425

<b>Double Height Wall Mount Overhead Cabinet with Two Doors and Cubbies</b> 	15 7/8	41 3/4	36 1/2	150	18	FN1642DWMSC	\$2,065
	15 7/8	35 3/4	36 1/2	136	16	FN1636DWMSC	\$1,941
	15 7/8	29 3/4	36 1/2	127	13	FN1630DWMSC	\$1,829

**NOW!**

- supported by wall cleat - hardware provided by installer
- adjustable shelf
- locking doors available, specify and add \$105 list
- optional modular top, see page 425
- no pulls

<b>Double Height Wall Mount Overhead Cabinet with Two Glass Doors and Cubbies</b> 	15 7/8	41 3/4	36 1/2	160	18	FN1642DGWMSC	\$2,302
	15 7/8	35 3/4	36 1/2	143	16	FN1636DGWMSC	\$2,180
	15 7/8	29 3/4	36 1/2	134	13	FN1630DGWMSC	\$2,068

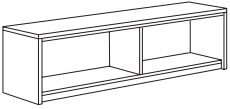

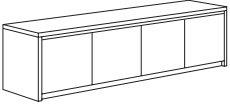
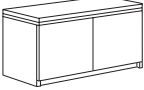
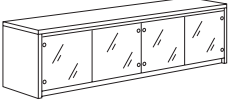

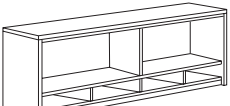
- white back painted glass doors
- supported by wall cleat - hardware provided by installer
- adjustable shelf
- optional modular top, see page 425
- locking doors not available
- pulls not available


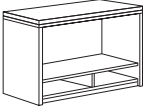
**To Order, Specify:**

- ① Model Number
- ② Wood Species - Cherry (CH1), Maple (MA1) or Walnut (WA1) (see page 372)
- ③ Finish Color - (see page 372)
- ④ Other Product Options (see page 373)


When ordering Quickship products, place a "Q" in front of model number.  
 Example: QFN3072DD

**NOW!**  
 Need it.  
 JSI Quickship


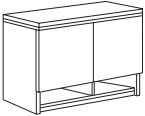
Description	D	W	H	CTN WT	CU FT	① Model	List Price
<b>Wall Mount Open Overhead</b> 	16	71 ¾	19 ½	155	17	<b>FN1672WMO</b>	<b>\$1,882</b>
	16	65 ¾	19 ½	115	16	<b>FN1666WMO</b>	<b>\$1,790</b>
	<ul style="list-style-type: none"> <li>· top edge profile on user side</li> <li>· supported by wall cleat - hardware provided by installer</li> </ul>						
<b>Wall Mount Open Overhead</b> 	16	41 ¾	19 ½	95	10	<b>FN1642WMO</b>	<b>\$1,028</b>
	16	35 ¾	19 ½	80	9	<b>FN1636WMO</b>	<b>\$934</b>
	16	29 ¾	19 ½	65	8	<b>FN1630WMO</b>	<b>\$822</b>
	<ul style="list-style-type: none"> <li>· top edge profile on user side</li> <li>· supported by wall cleat - hardware provided by installer</li> </ul>						
<b>Wall Mount Overhead Cabinet with Four Doors</b> 	16	71 ¾	19 ½	170	17	<b>FN1672WMS</b>	<b>\$1,976</b>
	16	65 ¾	19 ½	130	16	<b>FN1666WMS</b>	<b>\$1,885</b>
	<ul style="list-style-type: none"> <li>· top edge profile on user side</li> <li>· supported by wall cleat - hardware provided by installer</li> <li>· locking doors available, specify and add \$210 list</li> <li>· no pulls</li> </ul>						
<b>Wall Mount Overhead Cabinet with Two Doors</b> 	16	41 ¾	19 ½	95	10	<b>FN1642WMS</b>	<b>\$1,488</b>
	16	35 ¾	19 ½	85	9	<b>FN1636WMS</b>	<b>\$1,346</b>
	16	29 ¾	19 ½	70	8	<b>FN1630WMS</b>	<b>\$1,254</b>
	<ul style="list-style-type: none"> <li>· top edge profile on user side</li> <li>· supported by wall cleat - hardware provided by installer</li> <li>· locking doors available, specify and add \$105 list</li> <li>· no pulls</li> </ul>						
<b>Wall Mount Overhead Cabinet with Four Glass Doors</b> 	16	71 ¾	19 ½	175	17	<b>FN1672GWMS</b>	<b>\$2,454</b>
	16	65 ¾	19 ½	135	16	<b>FN1666GWMS</b>	<b>\$2,362</b>
	<ul style="list-style-type: none"> <li>· top edge profile on user side</li> <li>· supported by wall cleat - hardware provided by installer</li> <li>· white back painted glass doors</li> <li>· locking doors not available</li> <li>· pulls not available</li> </ul>						
<b>Wall Mount Overhead Cabinet with Two Glass Doors</b> 	16	41 ¾	19 ½	100	10	<b>FN1642GWMS</b>	<b>\$1,822</b>
	16	35 ¾	19 ½	86	9	<b>FN1636GWMS</b>	<b>\$1,583</b>
	16	29 ¾	19 ½	72	8	<b>FN1630GWMS</b>	<b>\$1,494</b>
	<ul style="list-style-type: none"> <li>· top edge profile on user side</li> <li>· supported by wall cleat - hardware provided by installer</li> <li>· white back painted glass doors</li> <li>· locking doors not available</li> <li>· pulls not available</li> </ul>						
<b>Wall Mount Open Overhead with Cubbies</b> 	16	71 ¾	24 ½	182	21	<b>FN1672WMOC</b>	<b>\$2,141</b>
	16	65 ¾	24 ½	170	19	<b>FN1666WMOC</b>	<b>\$2,049</b>
	<ul style="list-style-type: none"> <li>· top edge profile on user side</li> <li>· supported by wall cleat - hardware provided by installer</li> </ul>						

Description	D	W	H	CTN WT	CU FT	① Model	List Price
<b>Wall Mount Open Overhead with Cubbies</b>  	16	41 ¾	24 ½	120	12	FN1642WMOC	\$1,288
	16	35 ¾	24 ½	98	11	FN1636WMOC	\$1,194
	16	29 ¾	24 ½	85	9	FN1630WMOC	\$1,081

- top edge profile on user side
- supported by wall cleat - hardware provided by installer

<b>Wall Mount Overhead Cabinet with Four Doors and Cubbies</b>  	16	71 ¾	24 ½	201	21	FN1672WMSC	\$2,235
	16	65 ¾	24 ½	188	19	FN1666WMSC	\$2,145


- top edge profile on user side
- supported by wall cleat - hardware provided by installer
- locking doors available, specify and add \$210 list
- no pulls

<b>Wall Mount Overhead Cabinet with Two Doors and Cubbies</b>  	16	41 ¾	24 ½	120	12	FN1642WMSC	\$1,748
	16	35 ¾	24 ½	108	11	FN1636WMSC	\$1,605
	16	29 ¾	24 ½	92	9	FN1630WMSC	\$1,514

- top edge profile on user side
- supported by wall cleat - hardware provided by installer
- locking doors available, specify and add \$105 list
- no pulls

<b>Wall Mount Overhead Cabinet with Four Glass Doors and Cubbies</b> 	16	71 ¾	24 ½	206	21	FN1672GWMSC	\$2,714
	16	65 ¾	24 ½	193	19	FN1666GWMSC	\$2,621

- top edge profile on user side
- supported by wall cleat - hardware provided by installer
- white back painted glass doors
- locking doors not available
- pulls not available

<b>Wall Mount Overhead Cabinet with Two Glass Doors and Cubbies</b> 	16	41 ¾	24 ½	125	12	FN1642GWMSC	\$2,082
	16	35 ¾	24 ½	112	11	FN1636GWMSC	\$1,843
	16	29 ¾	24 ½	96	9	FN1630GWMSC	\$1,753


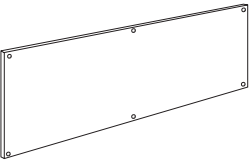

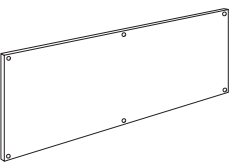

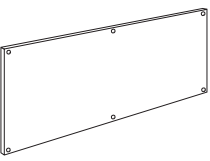

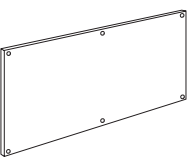
- top edge profile on user side
- supported by wall cleat - hardware provided by installer
- white back painted glass doors
- locking doors not available
- pulls not available

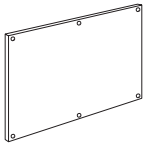
**To Order, Specify:**

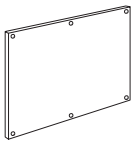
- ① Model Number
- ② Wood Species - Cherry (CH1), Maple (MA1)  
or Walnut (WA1) (see page 372)
- ③ Finish Color - (see page 372)
- ④ Edge Profile - (see page 377)
- ⑤ Other Product Options (see page 373)

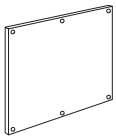
When ordering Quickship products, place a "Q" in front of model number.  
Example: QFN3072DD



Description	D	W	H	CTN WT	CU FT	① Model	List Price Per Grade
<b>84" w Wall Mount Tackboard</b>   <ul style="list-style-type: none"> <li>· Culp Montgomery Sterling panel fabric standard</li> <li>· use Grade A pricing</li> <li>· other fabrics available, contact customer service</li> <li>· attaches with covered button screws</li> <li>· com ydg: 2 3/4</li> </ul>	7/8	83 3/4	21 1/2	2	4	<b>FN8420WT</b>	<b>COM \$353</b> A \$381 B \$434 C \$529 D \$649 E \$770 F \$959 G \$1,161 H \$1,375 I \$1,711 J \$2,114
<b>78" w Wall Mount Tackboard</b>   <ul style="list-style-type: none"> <li>· Culp Montgomery Sterling panel fabric standard</li> <li>· use Grade A pricing</li> <li>· other fabrics available, contact customer service</li> <li>· attaches with covered button screws</li> <li>· com ydg: 2 1/2</li> </ul>	7/8	77 3/4	21 1/2	2	4	<b>FN7820WT</b>	<b>COM \$349</b> A \$374 B \$423 C \$509 D \$619 E \$728 F \$899 G \$1,083 H \$1,278 I \$1,584 J \$1,950
<b>72" w Wall Mount Tackboard</b>   <ul style="list-style-type: none"> <li>· Culp Montgomery Sterling panel fabric standard</li> <li>· use Grade A pricing</li> <li>· other fabrics available, contact customer service</li> <li>· attaches with covered button screws</li> <li>· com ydg: 2 1/4</li> </ul>	7/8	71 3/4	21 1/2	2	3	<b>FN7220WT</b>	<b>COM \$332</b> A \$355 B \$398 C \$476 D \$575 E \$674 F \$828 G \$993 H \$1,168 I \$1,443 J \$1,773
<b>66" w Wall Mount Tackboard</b>   <ul style="list-style-type: none"> <li>· Culp Montgomery Sterling panel fabric standard</li> <li>· use Grade A pricing</li> <li>· other fabrics available, contact customer service</li> <li>· attaches with covered button screws</li> <li>· com ydg: 2</li> </ul>	7/8	65 3/4	21 1/2	2	3	<b>FN6620WT</b>	<b>COM \$313</b> A \$333 B \$372 C \$441 D \$529 E \$617 F \$753 G \$900 H \$1,057 I \$1,301 J \$1,594

Description	D	W	H	CTN WT	CU FT	① Model	List Price Per Grade
<b>42" w Wall Mount Tackboard</b> 	7/8	41 3/4	21 1/2	2	2	<b>FN4220WT</b>	<b>COM \$269</b> A \$285 B \$313 C \$365 D \$431 E \$497 F \$600 G \$709 H \$827 I \$1,011 J \$1,230

<b>36" w Wall Mount Tackboard</b> 	7/8	35 3/4	21 1/2	2	2	<b>FN3620WT</b>	<b>COM \$247</b> A \$260 B \$284 C \$327 D \$383 E \$437 F \$522 G \$615 H \$712 I \$865 J \$1,048
--	-----	--------	--------	---	---	-----------------	--

<b>30" w Wall Mount Tackboard</b> 	7/8	29 3/4	21 1/2	2	2	<b>FN3020WT</b>	<b>COM \$228</b> A \$239 B \$258 C \$292 D \$336 E \$381 F \$449 G \$522 H \$600 I \$723 J \$869
--	-----	--------	--------	---	---	-----------------	--


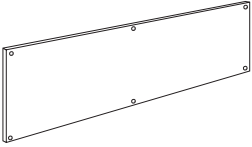

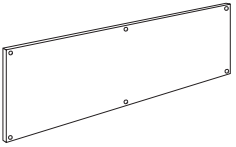

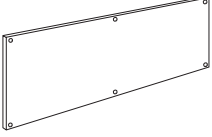

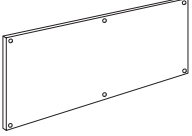
**To Order, Specify:**


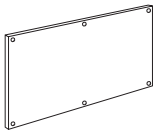
- ① Model Number
- ② Fabric Selection: vendor, pattern color
- ③ Other Product Options (see page 373)


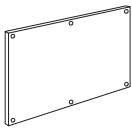
When ordering Quickship products, place a "Q" in front of model number.  
 Example: QFN3072DD


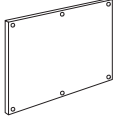




Description	D	W	H	CTN WT	CU FT	① Model	List Price Per Grade
<b>84" w Wall Mount Tackboard for Overhead Cabinet with Cubbies</b>  	7/8	83 3/4	16 1/2	3	3	<b>FN84WTC</b>	COM \$353
							A \$381
							B \$434
							C \$529
							D \$649
							E \$770
							F \$959
							G \$1,161
							H \$1,375
							I \$1,711
J \$2,114							
<ul style="list-style-type: none"> <li>· Culp Montgomery Sterling panel fabric standard</li> <li>· use Grade A pricing</li> <li>· other fabrics available, contact customer service</li> <li>· attaches with covered button screws</li> <li>· com ydg: 2 3/4</li> </ul>							
<b>78" w Wall Mount Tackboard for Overhead Cabinet with Cubbies</b>  	7/8	77 3/4	16 1/2	3	3	<b>FN78WTC</b>	COM \$349
							A \$374
							B \$423
							C \$509
							D \$619
							E \$728
							F \$899
							G \$1,083
							H \$1,278
							I \$1,584
J \$1,950							
<ul style="list-style-type: none"> <li>· Culp Montgomery Sterling panel fabric standard</li> <li>· use Grade A pricing</li> <li>· other fabrics available, contact customer service</li> <li>· attaches with covered button screws</li> <li>· com ydg: 2 1/2</li> </ul>							
<b>72" w Wall Mount Tackboard for Overhead Cabinet with Cubbies</b>  	7/8	71 3/4	16 1/2	2	2	<b>FN72WTC</b>	COM \$332
							A \$355
							B \$398
							C \$476
							D \$575
							E \$674
							F \$828
							G \$993
							H \$1,168
							I \$1,443
J \$1,773							
<ul style="list-style-type: none"> <li>· Culp Montgomery Sterling panel fabric standard</li> <li>· use Grade A pricing</li> <li>· other fabrics available, contact customer service</li> <li>· attaches with covered button screws</li> <li>· com ydg: 2 1/4</li> </ul>							
<b>66" w Wall Mount Tackboard for Overhead Cabinet with Cubbies</b>  	7/8	65 3/4	16 1/2	2	2	<b>FN66WTC</b>	COM \$313
							A \$333
							B \$372
							C \$441
							D \$529
							E \$617
							F \$753
							G \$900
							H \$1,057
							I \$1,301
J \$1,594							
<ul style="list-style-type: none"> <li>· Culp Montgomery Sterling panel fabric standard</li> <li>· use Grade A pricing</li> <li>· other fabrics available, contact customer service</li> <li>· attaches with covered button screws</li> <li>· com ydg: 2</li> </ul>							

Description	D	W	H	CTN WT	CU FT	① Model	List Price Per Grade	
<b>42" w Wall Mount Tackboard for Overhead Cabinet with Cubbies</b>  	7/8	41 3/4	16 1/2	2	2	<b>FN42WTC</b>	COM \$269	
	<ul style="list-style-type: none"> <li>· Culp Montgomery Sterling panel fabric standard</li> <li>· use Grade A pricing</li> <li>· other fabrics available, contact customer service</li> <li>· attaches with covered button screws</li> <li>· com ydg: 1 1/2</li> </ul>							A \$285
								B \$313
								C \$365
								D \$431
								E \$497
								F \$600
								G \$709
								H \$827
								I \$1,011
								J \$1,230

<b>36" w Wall Mount Tackboard for Overhead Cabinet with Cubbies</b>  	7/8	35 3/4	16 1/2	2	2	<b>FN36WTC</b>	COM \$247	
	<ul style="list-style-type: none"> <li>· Culp Montgomery Sterling panel fabric standard</li> <li>· use Grade A pricing</li> <li>· other fabrics available, contact customer service</li> <li>· attaches with covered button screws</li> <li>· com ydg: 1 1/4</li> </ul>							A \$260
								B \$284
								C \$327
								D \$383
								E \$437
								F \$522
								G \$615
								H \$712
								I \$865
								J \$1,048


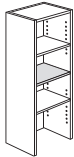

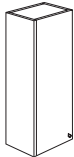

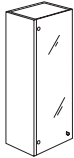


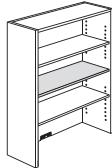

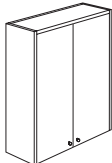
<b>30" w Wall Mount Tackboard for Overhead Cabinet with Cubbies</b>  	7/8	29 3/4	16 1/2	2	2	<b>FN30WTC</b>	COM \$228	
	<ul style="list-style-type: none"> <li>· Culp Montgomery Sterling panel fabric standard</li> <li>· use Grade A pricing</li> <li>· other fabrics available, contact customer service</li> <li>· attaches with covered button screws</li> <li>· com ydg: 1</li> </ul>							A \$239
								B \$258
								C \$292
								D \$336
								E \$381
								F \$449
								G \$522
								H \$600
								I \$723
								J \$869


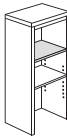
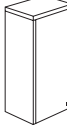
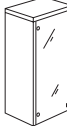
**To Order, Specify:**

- ① Model Number
- ② Fabric Selection: vendor, pattern color
- ③ Other Product Options (see page 373)

When ordering Quickship products, place a "Q" in front of model number.  
Example: QFN3072DD

**NOW!**  
Need it.  
JSI Quickship

Description	D	W	H	CTN WT	CU FT	① Model	List Price
<b>Double Height Open Storage Tower</b>  	15 <sup>7</sup> / <sub>8</sub>	18	54	126	12	<b>FN1618DSO</b>	<b>\$1,144</b>
<ul style="list-style-type: none"> <li>· fixed center shelf, two adjustable shelves</li> <li>· one back panel grommet</li> <li>· optional modular top, see page 425</li> <li>· cannot be wall mounted</li> </ul>							
<b>Double Height Storage Tower with 54" h Door</b>  	15 <sup>7</sup> / <sub>8</sub>	18	54	145	12	<b>FN1618DSDR</b>	<b>\$1,236</b>
<ul style="list-style-type: none"> <li>· one fixed shelf, two adjustable shelves</li> <li>· one back panel grommet</li> <li>· locking door available, specify and add \$105 list</li> <li>· optional modular top, see page 425</li> <li>· pull knob</li> <li>· cannot be wall mounted</li> </ul>	15 <sup>7</sup> / <sub>8</sub>	18	54	145	12	<b>FN1618DSDL</b>	<b>\$1,236</b>
							
<b>Double Height Storage Tower with 54" h Glass Door</b> 	15 <sup>7</sup> / <sub>8</sub>	18	54	147	12	<b>FN1618DGSDR</b>	<b>\$1,474</b>
<ul style="list-style-type: none"> <li>· white back painted glass doors</li> <li>· one fixed shelf, two adjustable shelves</li> <li>· one back panel grommet</li> <li>· locking door not available</li> <li>· optional modular top, see page 425</li> <li>· pull knob</li> <li>· cannot be wall mounted</li> </ul>	15 <sup>7</sup> / <sub>8</sub>	18	54	147	12	<b>FN1618DGSDL</b>	<b>\$1,474</b>
							
<b>Double Height Open Storage Tower</b>  	15 <sup>7</sup> / <sub>8</sub>	35 <sup>7</sup> / <sub>8</sub>	54	175	23	<b>FN1636DSO</b>	<b>\$1,190</b>
<ul style="list-style-type: none"> <li>· fixed center shelf, two adjustable shelves</li> <li>· one back panel grommet</li> <li>· optional modular top, see page 425</li> <li>· not to be used with lateral file or storage cabinet</li> <li>· to be used with credenza</li> <li>· cannot be wall mounted</li> </ul>							
<b>Double Height Storage Tower with 54" h Doors</b>  	15 <sup>7</sup> / <sub>8</sub>	35 <sup>7</sup> / <sub>8</sub>	54	210	23	<b>FN1636DSD</b>	<b>\$1,959</b>
<ul style="list-style-type: none"> <li>· one fixed shelf, two adjustable shelves</li> <li>· one back panel grommet</li> <li>· locking doors available, specify and add \$105 list</li> <li>· optional modular top, see page 425</li> <li>· pull knob</li> <li>· not to be used with lateral file or storage cabinet</li> <li>· to be used with credenza</li> <li>· cannot be wall mounted</li> </ul>							

Description	D	W	H	CTN WT	CU FT	① Model	List Price
<b>Double Height Storage Tower with 54" h Glass Doors</b>  <ul style="list-style-type: none"> <li>· white back painted glass doors</li> <li>· one fixed shelf, two adjustable shelves</li> <li>· one back panel grommet</li> <li>· locking doors not available</li> <li>· optional modular top, see page 425</li> <li>· pull knob</li> <li>· not to be used with lateral file or storage cabinet</li> <li>· to be used with credenza</li> <li>· cannot be wall mounted</li> </ul>	15 7/8	35 7/8	54	212	23	<b>FN1636DGSD</b>	<b>\$2,197</b>
<b>Open Storage Tower</b>  <ul style="list-style-type: none"> <li>· top edge profile on user side</li> <li>· fixed top shelf, one adjustable shelf</li> <li>· one back panel grommet</li> <li>· cannot be wall mounted</li> </ul>	16	18	42	98	10	<b>FN1618SO</b>	<b>\$915</b>
<b>Storage Tower with 42" h Door</b>  <ul style="list-style-type: none"> <li>· top edge profile on user side</li> <li>· one fixed shelf, one adjustable shelf</li> <li>· one back panel grommet</li> <li>· locking door available, specify and add \$105 list</li> <li>· pull knob</li> <li>· cannot be wall mounted</li> </ul>	16	18	42	113	10	<b>FN1618SDR</b>	<b>\$989</b>
	16	18	42	113	10	<b>FN1618SDL</b>	<b>\$989</b>
<b>Storage Tower with 42" h Glass Door</b>  <ul style="list-style-type: none"> <li>· top edge profile on user side</li> <li>· white back painted glass doors</li> <li>· one fixed shelf, one adjustable shelf</li> <li>· one back panel grommet</li> <li>· locking door not available</li> <li>· pull knob</li> <li>· cannot be wall mounted</li> </ul>	16	18	42	114	10	<b>FN1618GSDR</b>	<b>\$1,229</b>
	16	18	42	114	10	<b>FN1618GSDL</b>	<b>\$1,229</b>

**To Order, Specify:**

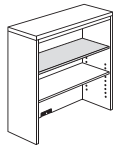
- ① Model Number
- ② Wood Species - Cherry (CH1), Maple (MA1) or Walnut (WA1) (see page 372)
- ③ Finish Color - (see page 372)
- ④ Edge Profile - (see page 377)
- ⑤ Knob Color - Matte Black (MBK) or Matte Nickel (MNK) (see page 378)▲
- ⑥ Grommet Color - Matte Black (MBK) or Stardust Silver (STS) (see page 378)▲
- ⑦ Other Product Options (see page 373)

When ordering Quickship products, place a "Q" in front of model number.  
 Example: QFN3072DD

**NOW!**  
 Need it.  
 JSI Quickship

Description	D	W	H	CTN WT	CU FT	① Model	List Price
Open Storage Tower	16	35 $\frac{7}{8}$	42	136	18	FN1636S0	\$952

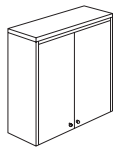
**NOW!**



- top edge profile on user side
- fixed top shelf, one adjustable shelf
- one back panel grommet
- not to be used with lateral file or storage cabinet
- to be used with credenza
- cannot be wall mounted

Storage Tower with 42" h Doors	16	35 $\frac{7}{8}$	42	166	18	FN1636SD	\$1,567
--------------------------------	----	------------------	----	-----	----	----------	---------

**NOW!**



- top edge profile on user side
- one fixed shelf, one adjustable shelf
- one back panel grommet
- locking doors available, specify and add \$105 list
- pull knob
- not to be used with lateral file or storage cabinet
- to be used with credenza
- cannot be wall mounted

Storage Tower with 42" h Glass Doors	16	35 $\frac{7}{8}$	42	168	18	FN1636GSD	\$1,806
--------------------------------------	----	------------------	----	-----	----	-----------	---------



- top edge profile on user side
- white back painted glass doors
- one fixed shelf, one adjustable shelf
- one back panel grommet
- locking doors not available
- pull knob
- not to be used with lateral file or storage cabinet
- to be used with credenza
- cannot be wall mounted

Description	D	W	H	CTN WT	CU FT	① Model	List Price
Bookcase Overhead	16	35 3/8	42	100	18	FN1636BO	\$915

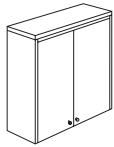
**NOW!**



- top edge profile on user side
- one back panel grommet
- compatible with FN3630SC and FN3630LF; see pages 396 and 428

Storage Tower	16	35 3/8	42	166	18	FN1636BD	\$1,491
---------------	----	--------	----	-----	----	----------	---------

**NOW!**



- top edge profile on user side
- one fixed shelf, one adjustable shelf
- one back panel grommet
- locking doors available, specify and add \$105 list
- pull knob
- compatible with FN3630SC and FN3630LF; see pages 396 and 428

Glass Door Storage Tower	16	35 3/8	42	168	18	FN1636GBD	\$1,735
--------------------------	----	--------	----	-----	----	-----------	---------



- top edge profile on user side
- white back painted glass doors
- one fixed shelf, one adjustable shelf
- one back panel grommet
- locking doors not available
- pull knob
- compatible with FN3630SC and FN3630LF; see pages 396 and 428

**To Order, Specify:**

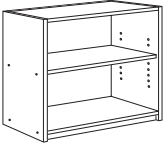
- ① Model Number
- ② Wood Species - Cherry (CH1), Maple (MA1) or Walnut (WA1) (see page 372)
- ③ Finish Color - (see page 372)
- ④ Edge Profile - (see page 377)
- ⑤ Knob Color - Matte Black (MBK) or Matte Nickel (MNK) (see page 378)▲
- ⑥ Grommet Color - Matte Black (MBK) or Stardust Silver (STS) (see page 378)▲
- ⑦ Other Product Options (see page 373)

When ordering Quickship products, place a "Q" in front of model number.  
Example: QFN3072DD

**NOW!**  
Need it.  
JSI Quickship

Description	D	W	H	CTN WT	CU FT	① Model	List Price
Double Height Bridge Mount	15 7/8	35 3/4	31 1/2	108	13	FN1636DBMO	\$1,166
Open Overhead	15 7/8	29 3/4	31 1/2	99	12	FN1630DBMO	\$1,026

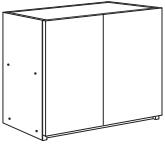
**NOW!**



- supported by two storage towers
- adjustable shelf
- optional modular top, see page 425
- cannot be wall mounted

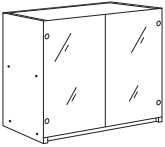
Double Height Bridge Mount	15 7/8	35 3/4	31 1/2	113	14	FN1636DBMS	\$1,682
Overhead Cabinet with Two Doors	15 7/8	29 3/4	31 1/2	105	12	FN1630DBMS	\$1,569

**NOW!**



- supported by two storage towers
- adjustable shelf
- locking doors available, specify and add \$105 list
- optional modular top, see page 425
- no pulls
- cannot be wall mounted

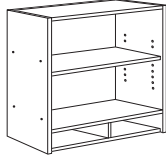
Double Height Bridge Mount	15 7/8	35 3/4	31 1/2	115	14	FN1636DGBMS	\$1,921
Overhead Cabinet with Two Glass Doors	15 7/8	29 3/4	31 1/2	107	12	FN1630DGBMS	\$1,809



- white back painted glass doors
- supported by two storage towers
- adjustable shelf
- optional modular top, see page 425
- locking doors not available
- pulls not available
- cannot be wall mounted

Description	D	W	H	CTN WT	CU FT	① Model	List Price
Double Height Bridge Mount Open Overhead with Cubbies	15 7/8	35 3/4	36 1/2	128	14	FN1636DBMOC	\$1,425
	15 7/8	29 3/4	36 1/2	119	12	FN1630DBMOC	\$1,286

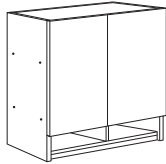
**NOW!**



- supported by two storage towers
- adjustable shelf
- optional modular top, see page 425
- cannot be wall mounted

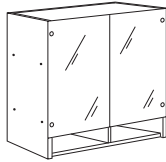
Double Height Bridge Mount Overhead Cabinet with Two Doors and Cubbies	15 7/8	35 3/4	36 1/2	136	16	FN1636DBMSC	\$1,941
	15 7/8	29 3/4	36 1/2	127	13	FN1630DBMSC	\$1,829

**NOW!**



- supported by two storage towers
- adjustable shelf
- locking doors available, specify and add \$105 list
- optional modular top, see page 425
- no pulls
- cannot be wall mounted

Double Height Bridge Mount Overhead Cabinet with Two Glass Doors and Cubbies	15 7/8	35 3/4	36 1/2	143	16	FN1636DGBMSC	\$2,180
	15 7/8	29 3/4	36 1/2	134	13	FN1630DGBMSC	\$2,068



- white back painted glass doors
- supported by two storage towers
- adjustable shelf
- optional modular top, see page 425
- locking doors not available
- pulls not available
- cannot be wall mounted

**To Order, Specify:**

- ① Model Number
- ② Wood Species - Cherry (CH1), Maple (MA1) or Walnut (WA1) (see page 372)
- ③ Finish Color - (see page 372)
- ④ Other Product Options (see page 373)

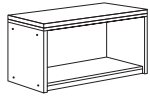
When ordering Quickship products, place a "Q" in front of model number.  
Example: QFN3072DD

**NOW!**  
Need it.  
JSI Quickship



Description	D	W	H	CTN WT	CU FT	① Model	List Price
Bridge Mount Open Overhead	16	35 3/4	19 1/2	80	9	FN1636BMO	\$934
	16	29 3/4	19 1/2	65	8	FN1630BMO	\$822

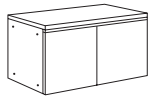
**NOW!**



- top edge profile on user side
- supported by two storage towers
- cannot be wall mounted

Bridge Mount Overhead Cabinet with Two Doors	16	35 3/4	19 1/2	85	9	FN1636BMS	\$1,346
	16	29 3/4	19 1/2	70	8	FN1630BMS	\$1,254

**NOW!**

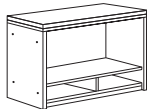
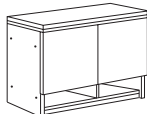

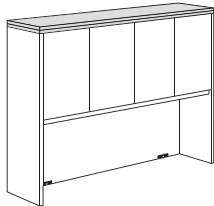


- top edge profile on user side
- supported by two storage towers
- locking doors available, specify and add \$105 list
- no pulls
- cannot be wall mounted

Bridge Mount Overhead Cabinet with Two Glass Doors	16	35 3/4	19 1/2	86	9	FN1636GBMS	\$1,583
	16	29 3/4	19 1/2	72	8	FN1630GBMS	\$1,494



- top edge profile on user side
- white back painted glass doors
- supported by two storage towers
- locking doors not available
- pulls not available
- cannot be wall mounted

Description	D	W	H	CTN WT	CU FT	① Model	List Price
Bridge Mount Open Overhead with Cubbies	16	35 3/4	24 1/2	102	11	FN1636BMOC	\$1,194
	16	29 3/4	24 1/2	86	9	FN1630BMOC	\$1,081
 <ul style="list-style-type: none"> <li>top edge profile on user side</li> <li>supported by two storage towers</li> <li>cannot be wall mounted</li> </ul>	16	35 3/4	24 1/2	108	11	FN1636BMSC	\$1,605
	16	29 3/4	24 1/2	92	9	FN1630BMSC	\$1,514
 <ul style="list-style-type: none"> <li>top edge profile on user side</li> <li>supported by two storage towers</li> <li>locking doors available, specify and add \$105 list</li> <li>no pulls</li> <li>cannot be wall mounted</li> </ul>	16	35 3/4	24 1/2	112	11	FN1636GBMSC	\$1,843
	16	29 3/4	24 1/2	96	9	FN1630GBMSC	\$1,753
 <ul style="list-style-type: none"> <li>top edge profile on user side</li> <li>white back painted glass doors</li> <li>supported by two storage towers</li> <li>locking doors not available</li> <li>pulls not available</li> <li>cannot be wall mounted</li> </ul>	16	83 3/4	1 3/16	94	6	FN1684MCT	\$1,309
	16	77 3/4	1 3/16	85	5	FN1678MCT	\$1,277
 <ul style="list-style-type: none"> <li>top edge profile on user side</li> <li>field installed</li> <li>to be used with double height units only</li> </ul>	16	71 3/4	1 3/16	76	5	FN1672MCT	\$1,245
	16	65 3/4	1 3/16	63	5	FN1666MCT	\$1,178
	16	41 3/4	1 3/16	40	3	FN1642MCT	\$856
	16	35 3/4	1 3/16	35	3	FN1636MCT	\$810
	16	29 3/4	1 3/16	29	3	FN1630MCT	\$775
	16	17 15/16	1 3/16	18	2	FN1618MCT	\$743


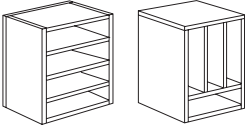
**To Order, Specify:**

- ① Model Number
- ② Wood Species - Cherry (CH1), Maple (MA1) or Walnut (WA1) (see page 372)
- ③ Finish Color - (see page 372)
- ④ Edge Profile - (see page 377)
- ⑤ Other Product Options (see page 373)


When ordering Quickship products, place a "Q" in front of model number.  
Example: QFN3072DD

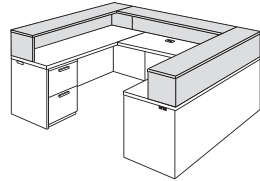


Description	D	W	H	CTN WT	CU FT	① Model	List Price
-------------	---	---	---	-----------	----------	---------	------------


<b>Storage Tower</b>  	14	15 3/4	21	18	4	<b>FN2116ST</b>	\$835
--	----	--------	----	----	---	-----------------	-------

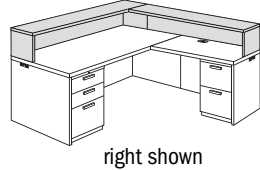
- veneer unit, not available in laminate
- paper management slots can be configured horizontally or with three vertical slots
- can be installed in storage tower or under storage overhead cabinet
- cannot be used with cubbies

<b>Transaction Counter for U Unit</b> 	13	89 3/4	17 3/16	115	41	<b>FN13186TC</b> coordinates with FN2472RCR, FN2472LCR, and FN2442EB	\$1,703
---	----	--------	---------	-----	----	--	---------




- for U units
- 16" vertical clearance from desk to bottom of transaction top

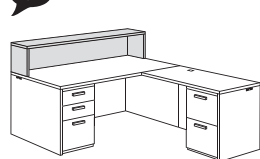
<b>Transaction Counter for L Unit</b> 	13	65 3/4	17 3/16	100	20	<b>FN13114RTC</b> coordinates with FN3066LD and FN2448ERR	\$1,386
---	----	--------	---------	-----	----	---	---------



	13	65 3/4	17 3/16	100	20	<b>FN13114LTC</b> coordinates with FN3066RD and FN2448ELR	\$1,386
--	----	--------	---------	-----	----	---	---------

- for L units
- 16" vertical clearance from desk to bottom of transaction top

<b>Transaction Counter</b> 	13	71 3/4	17 3/16	87	12	<b>FN1372TC</b> coordinates with a 71 3/4" surface	\$1,061
--	----	--------	---------	----	----	---	---------

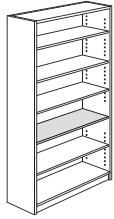


	13	65 3/4	17 3/16	79	11	<b>FN1366TC</b> coordinates with a 65 3/4" surface	\$1,017
--	----	--------	---------	----	----	---	---------

- 16" vertical clearance from desk to bottom of transaction top

Description	D	W	H	CTN WT	CU FT	① Model	List Price
Bookcase	15 7/8	36	82 3/4	180	35	FN3684BC	\$2,097

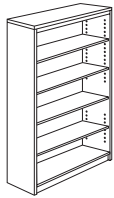
**NOW!**



- one fixed shelf
- four adjustable shelves
- we recommend this product be mounted to the floor or wall
- optional modular top, see page 425

Bookcase	16	36	72	150	30	FN3672BC	\$1,746
----------	----	----	----	-----	----	----------	---------

**NOW!**



- top edge profile on user side
- one fixed shelf
- three adjustable shelves

Bookcase	16	36	54	125	23	FN3654BC	\$1,352
----------	----	----	----	-----	----	----------	---------

**NOW!**



- top edge profile on user side
- three adjustable shelves

Bookcase	16	36	42	105	18	FN3642BC	\$1,151
----------	----	----	----	-----	----	----------	---------

**NOW!**



- top edge profile on user side
- two adjustable shelves

Bookcase	16	36	30	85	13	FN3630BC	\$960
----------	----	----	----	----	----	----------	-------

**NOW!**



- top edge profile on user side
- one adjustable shelf

**To Order, Specify:**

- ① Model Number
- ② Wood Species - Cherry (CH1), Maple (MA1) or Walnut (WA1) (see page 372)
- ③ Finish Color - (see page 372)
- ④ Edge Profile - (see page 377)
- ⑤ Other Product Options (see page 373)

When ordering Quickship products, place a "Q" in front of model number.  
Example: QFN3072DD

**NOW!**  
Need it.  
JSI Quickship

Description	D	W	H	CTN WT	CU FT	① Model	List Price
-------------	---	---	---	-----------	----------	---------	------------

Lateral File	24	35 3/8	54	300	32	FN3654LF	\$2,709
--------------	----	--------	----	-----	----	----------	---------

**NOW!**



- top edge profile on user side
- four drawers
- anti-tip interlock mechanism
- central locking

Lateral File	24	35 3/8	42	260	25	FN3642LF	\$2,210
--------------	----	--------	----	-----	----	----------	---------


**NOW!**



- top edge profile on user side
- three drawers
- anti-tip interlock mechanism
- central locking

Lateral File	24	35 3/8	30	175	19	FN3630LF	\$1,787
--------------	----	--------	----	-----	----	----------	---------

**NOW!**



- top edge profile on user side
- two drawers
- anti-tip interlock mechanism
- central locking
- two end panel grommets with wire pass thru
- for overhead bookcases and cabinets; see page 421

Mobile Pedestal	22	18 1/16	28 1/4	95	9	FN1820MP	\$1,536
-----------------	----	---------	--------	----	---	----------	---------

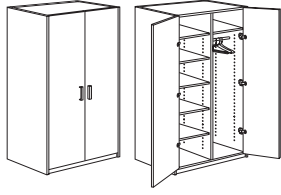
**NOW!**



- box/box/file only
- legal width pedestal
- pedestal locking
- casters

Description	D	W	H	CTN WT	CU FT	① Model	List Price
84" h Wardrobe	23 <sup>3</sup> / <sub>8</sub>	35 <sup>3</sup> / <sub>8</sub>	84	335	50	FN3684W	\$3,334

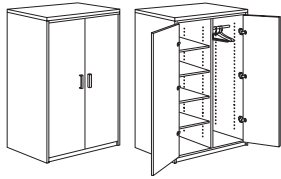
**NOW!**



- chrome hanging bar on right
- one fixed shelf second from bottom on left
- locking doors available; specify and add \$210 list
- optional modular top, see page 431

72" h Wardrobe	24	35 <sup>3</sup> / <sub>8</sub>	72	360	41	FN3672W	\$2,779
----------------	----	--------------------------------	----	-----	----	---------	---------

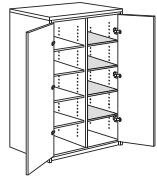
**NOW!**



- top edge profile on user side
- chrome hanging bar on right
- one fixed shelf second from bottom on left
- locking doors available; specify and add \$210 list

Hanging Bar to Shelves Conversion Kit	24	18	3/4	56	2	FN1824SK	\$634
--	----	----	-----	----	---	----------	-------

**NOW!**



- four shelves
- for 36" wide wardrobe

**To Order, Specify:**

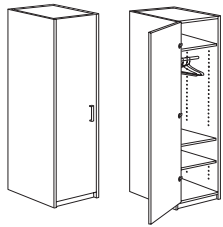
- ① Model Number
- ② Wood Species - Cherry (CH1), Maple (MA1)  
or Walnut (WA1) (see page 372)
- ③ Finish Color - (see page 372)
- ④ Edge Profile - (see page 377)
- ⑤ Pull Style and Color (see page 378)
- ⑥ Other Product Options (see page 373)
- ⑦ Accessories (see page 637)
- ⑧ Power and Data Options (see page 637)

When ordering Quickship products, place a "Q" in front of model number.  
Example: QFN3072DD

**NOW!**  
*Need it.*  
JSI Quickship

Description	D	W	H	CTN WT	CU FT	① Model	List Price
84" h Wardrobe	23 7/8	17 3/4	84	260	25	FN1884WR	\$2,795
	23 7/8	17 3/4	84	260	25	FN1884WL	\$2,795

**NOW!**

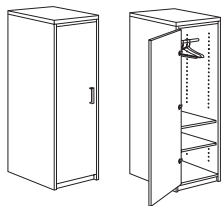


left shown

- chrome hanging bar at top
- one fixed shelf 26 1/2" from cabinet floor
- one adjustable shelf
- locking door available; specify and add \$105 list
- optional modular top, see page 431

72" h Wardrobe	24	18	72	233	23	FN1872WR	\$2,328
	24	18	72	233	23	FN1872WL	\$2,328

**NOW!**

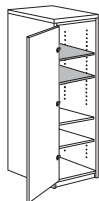


left shown

- top edge profile on user side
- chrome hanging bar at top
- one fixed shelf 26 1/2" from cabinet floor
- one adjustable shelf
- locking door available; specify and add \$105 list

Hanging Bar to Shelves Conversion Kit	24	16	3/4	50	2	FN1624SK	\$501
--	----	----	-----	----	---	----------	-------


**NOW!**



- two shelves
- for 18" wide wardrobe ▲

84" h File/File Lateral Storage Cabinet	23 7/8	35 3/8	84	370	50	FN3684SWLF	\$4,302
--	--------	--------	----	-----	----	------------	---------


**NOW!**



- three adjustable shelves
- locking doors available; specify and add \$105 list
- file/file lateral
- pedestal locking
- optional modular top, see page 431

72" h File/File Lateral Storage Cabinet	24	35 3/8	72	360	43	FN3672SWLF	\$3,585
--	----	--------	----	-----	----	------------	---------

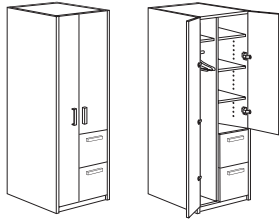
**NOW!**



- two adjustable shelves
- locking doors available; specify and add \$105 list
- top edge profile on user side only
- file/file lateral
- pedestal locking

Description	D	W	H	CTN WT	CU FT	① Model	List Price
84" h File/File Storage Wardrobe	23 7/8	23 5/8	84	315	34	<b>FN2484SWR</b>	<b>\$3,141</b>
	23 7/8	23 5/8	84	315	34	<b>FN2484SWL</b>	<b>\$3,141</b>

**NOW!**

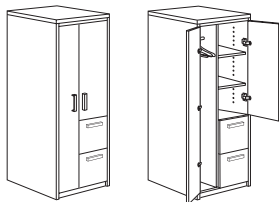


left shown

- chrome hanging bar
- three adjustable shelves
- file/file pedestal
- locking not available
- optional modular top, see below

72" h File/File Storage Wardrobe	24	23 5/8	72	340	29	<b>FN2472SWR</b>	<b>\$2,617</b>
	24	23 5/8	72	340	29	<b>FN2472SWL</b>	<b>\$2,617</b>

**NOW!**



left shown

- top edge profile on user side
- chrome hanging bar
- two adjustable shelves
- file/file pedestal
- locking not available

Modular Wardrobe Top	24	34 5/8	1 3/16	38	3	<b>FN2436MTC</b> coordinates with: FN3684W and FN3684SWLF	<b>\$510</b>
	24	23 7/8	1 3/16	28	2	<b>FN2424MTC</b> coordinates with: FN2484SWL and FN2484SWR	<b>\$455</b>
	24	17 7/8	1 3/16	21	2	<b>FN2418MTC</b> coordinates with: FN1884WL and FN1884WR	<b>\$426</b>

**NOW!**



- top edge profile on user side
- field installed
- to be used with 84" height wardrobe units only

**To Order, Specify:**

- ① Model Number
- ② Wood Species - Cherry (CH1), Maple (MA1) or Walnut (WA1) (see page 372)
- ③ Finish Color - (see page 372)
- ④ Edge Profile - (see page 377)
- ⑤ Pull Style and Color (see page 378)
- ⑥ Other Product Options (see page 373)
- ⑦ Accessories (see page 637)
- ⑧ Power and Data Options (see page 637)

When ordering Quickship products, place a "Q" in front of model number.  
Example: QFN3072DD

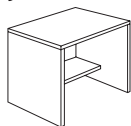
**NOW!**  
Need it.  
JSI Quickship



Description	D	W	H	CTN WT	CU FT	① Model	List Price
Printer Stand	24	30	30	120	16	FN2430PS	\$1,352

**NOW!**

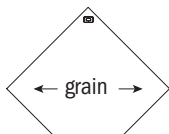
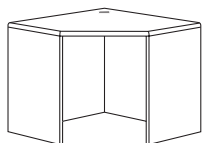
- fixed 11" deep shelf



Corner Unit	41 7/8	41 7/8	30	135	36	FN4242CU	\$2,046
	35 7/8	35 7/8	30	121	27	FN3636CU	\$1,861

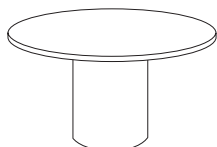
**NOW!**

- angle grain direction on top
- one surface grommet and two back panel grommets
- freestanding
- top edge profile on user side only
- keyboard tray or mouse pad cannot be used with FN3636CU



Round Conference Table	48	48	30			FN48CTD	\$2,259
------------------------	----	----	----	--	--	---------	---------

**NOW!**



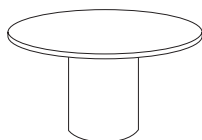
Consists of:

				73	7	FN48TT - Table Top	\$1,455
				71	9	FN20RB - Round Base	\$804

- ships KD in two cartons

Round Conference Table	42	42	30			FN42CTD	\$1,915
------------------------	----	----	----	--	--	---------	---------

**NOW!**



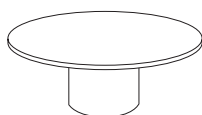
Consists of:

				56	5	FN42TT - Table Top	\$1,111
				71	9	FN20RB - Round Base	\$804

- ships KD in two cartons

Round Magazine Table	42	42	16			FN42MTD	\$1,863
----------------------	----	----	----	--	--	---------	---------

**NOW!**



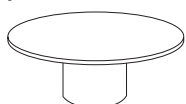
Consists of:

				56	5	FN42TT - Table Top	\$1,111
				68	5	FN18-16RB - Round Base	\$752

- ships KD in two cartons

Round Magazine Table	36	36	16			FN36MTD	\$1,730
----------------------	----	----	----	--	--	---------	---------

**NOW!**



Consists of:

				42	4	FN36TT - Table Top	\$978
				68	5	FN18-16RB - Round Base	\$752

- ships KD in two cartons

Description	D	W	H	CTN WT	CU FT	① Model	List Price
Comer Table	36	36	17	79	5	FN3636CT	\$878

**NOW!**

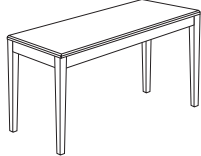
· ships KD in one carton



Sofa Table	18	60	30	66	4	FN1860ST	\$893
------------	----	----	----	----	---	----------	-------

**NOW!**


· ships KD in one carton



Magazine Table	20	42	16	51	4	FN2042MT	\$753
----------------	----	----	----	----	---	----------	-------

**NOW!**

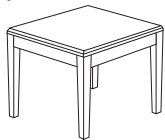
· ships KD in one carton



End Table	24	24	20	35	3	FN2424ET	\$637
-----------	----	----	----	----	---	----------	-------

**NOW!**

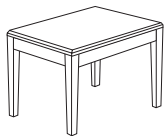
· ships KD in one carton



End Table	20	28	20	35	3	FN2028ET	\$634
-----------	----	----	----	----	---	----------	-------

**NOW!**

· ships KD in one carton



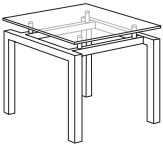
**To Order, Specify:**

- ① Model Number
- ② Wood Species - Cherry (CH1), Maple (MA1)  
or Walnut (WA1) (see page 372)
- ③ Finish Color - (see page 372)
- ④ Edge Profile - (see page 377)
- ⑤ Grommet Color - (see page 378)
- ⑥ Other Product Options (see page 373)

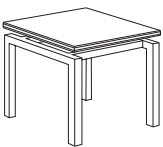
When ordering Quickship products, place a "Q" in front of model number.  
Example: QFN3072DD

**NOW!**  
*Need it.*  
JSI Quickship

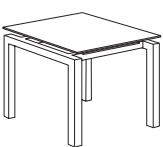
Description	D	W	H	CTN WT	CU FT	① Model	List Price
-------------	---	---	---	-----------	----------	---------	------------

<b>Metal Frame End Table with Glass Top</b> 	24	24	20	51	9	<b>FN2424G-20</b>	<b>\$1,852</b>
---	----	----	----	----	---	-------------------	----------------

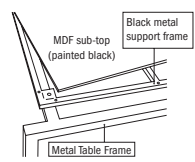
- metal 1 1/2" square tube frame - specify metal color option: Black Sandtex (BSX), Soft Nickel (SNK) or Stardust Silver (STS)
- white glass top
- glass top crated for shipment
- 1/2" tempered glass top
- field assembly of glass top to metal base frame

<b>Metal Frame End Table with Veneer Top</b> 	24	24	20	51	10	<b>FN2424V-20</b>	<b>\$1,834</b>
--	----	----	----	----	----	-------------------	----------------

- NOW!**
- metal 1 1/2" square tube frame - specify metal color option: Black Sandtex (BSX), Soft Nickel (SNK) or Stardust Silver (STS)
  - black support for veneer top
  - wood species, finish and edge profile must be specified
  - field assembly of veneer top to metal base frame

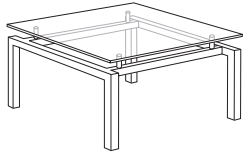
<b>Metal Frame End Table for COM Top</b> 	24	24	20	51	10	<b>FN2424X-20</b>	<b>\$1,815</b>
---	----	----	----	----	----	-------------------	----------------

- NOW!**
- includes: table frame, black metal support and black MDF sub top
  - CUSTOMER MUST SUPPLY WORK SURFACE AND INSTALLATION AT FINAL DESTINATION
  - metal 1 1/2" square tube frame - specify metal color option: Black Sandtex (BSX), Soft Nickel (SNK) or Stardust Silver (STS)
  - black support for COM top
  - field assembly of COM top support to metal base frame



FINALE

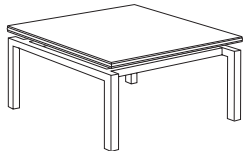
Description	D	W	H	CTN WT	CU FT	① Model	List Price
<b>Metal Frame Magazine Table with Glass Top</b>	36	36	17	80	16	<b>FN3636G-17</b>	<b>\$2,293</b>



- metal 1 1/2" square tube frame - specify metal color option: Black Sandtex (BSX), Soft Nickel (SNK) or Stardust Silver (STS)
- white glass top
- glass top crated for shipment
- 1/2" tempered glass top
- field assembly of glass top to metal base frame

<b>Metal Frame Magazine Table with Veneer Top</b>	36	36	17	80	16	<b>FN3636V-17</b>	<b>\$2,272</b>
---	----	----	----	----	----	-------------------	----------------

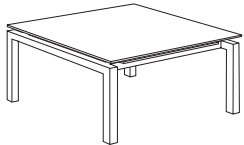
**NOW!**



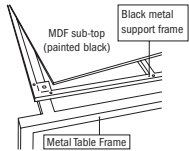
- metal 1 1/2" square tube frame - specify metal color option: Black Sandtex (BSX), Soft Nickel (SNK) or Stardust Silver (STS)
- black support for veneer top
- wood species, finish and edge profile must be specified
- field assembly of veneer top to metal base frame

<b>Metal Frame Magazine Table for COM Top</b>	36	36	17	80	16	<b>FN3636X-17</b>	<b>\$2,249</b>
---	----	----	----	----	----	-------------------	----------------

**NOW!**



- includes: table frame, black metal support and black MDF sub top
- CUSTOMER MUST SUPPLY WORK SURFACE AND INSTALLATION AT FINAL DESTINATION
- metal 1 1/2" square tube frame - specify metal color option: Black Sandtex (BSX), Soft Nickel (SNK) or Stardust Silver (STS)
- black support for COM top
- field assembly of COM top support to metal base frame



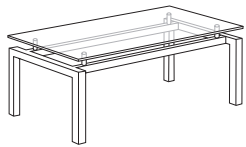
**To Order, Specify:**

- ① Model Number
- ② Wood Species - Cherry (CH1), Maple (MA1) or Walnut (WA1) (see page 372)
- ③ Finish Color - (see page 372)
- ④ Edge Profile (see page 377)
- ⑤ Metal Color - Black Sandtex (BSX), Soft Nickel (SNK) or Stardust Silver (STS) (see page 372)
- ⑥ Other Product Options (see page 373)

When ordering Quickship products, place a "Q" in front of model number.  
Example: QFN3072DD


**NOW!**  
*Need it.*  
JSI Quickship

Description	D	W	H	CTN WT	CU FT	① Model	List Price
<b>Metal Frame Magazine Table with Glass Top</b>	24	48	17	81	15	<b>FN2448G-17</b>	<b>\$2,167</b>




- metal 1 1/2" square tube frame - specify metal color option: Black Sandtex (BSX), Soft Nickel (SNK) or Stardust Silver (STS)
- white glass top
- glass top crated for shipment
- 1/2" tempered glass top
- field assembly of glass top to metal base frame

<b>Metal Frame Magazine Table with Veneer Top</b>	24	48	17	81	15	<b>FN2448V-17</b>	<b>\$2,145</b>
---	----	----	----	----	----	-------------------	----------------

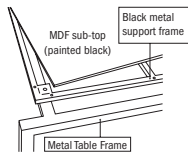


- metal 1 1/2" square tube frame - specify metal color option: Black Sandtex (BSX), Soft Nickel (SNK) or Stardust Silver (STS)
- black support for veneer top
- wood species, finish and edge profile must be specified
- field assembly of veneer top to metal base frame

<b>Metal Frame Magazine Table for COM Top</b>	24	48	17	81	15	<b>FN2448X-17</b>	<b>\$2,124</b>
---	----	----	----	----	----	-------------------	----------------



- includes: table frame, black metal support and black MDF sub top
- CUSTOMER MUST SUPPLY WORK SURFACE AND INSTALLATION AT FINAL DESTINATION
- metal 1 1/2" square tube frame - specify metal color option: Black Sandtex (BSX), Soft Nickel (SNK) or Stardust Silver (STS)
- black support for COM top
- field assembly of COM top support to metal base frame



<b>Center Drawer</b>	16	25	3	12	2	<b>FN1825CD</b>	<b>\$310</b>
----------------------	----	----	---	----	---	-----------------	--------------



- non-locking

### To Order, Specify:

- ① Model Number
- ② Wood Species - Cherry (CH1), Maple (MA1) or Walnut (WA1) (see page 372)
- ③ Finish Color - (see page 372)
- ④ Edge Profile (see page 377)
- ⑤ Metal Color - Black Sandtex (BSX), Soft Nickel (SNK) or Stardust Silver (STS) (see page 372)
- ⑥ Other Product Options (see page 373)

When ordering Quickship products, place a "Q" in front of model number.  
Example: QFN3072DD

**NOW!**  
*Need it.*  
JSI Quickship



Table Desks . . . . . 470  
 Secondary Height Caseloads . . . . . 478  
 Secondary Height Modular Caseloads . . . . . 493  
 Primary Height Caseloads . . . . . 496  
 Primary Height Modular Caseloads . . . . . 500  
 Wall Panel Applications . . . . . 506  
 Work Surface Storage . . . . . 532  
 Overhead Cabinets with Post Support . . . . . 526  
 Overhead Cabinets Wall Mount . . . . . 550  
 Tackboards and Markerboards . . . . . 554  
 Storage Cabinets . . . . . 561  
 Privacy Screens . . . . . 570

## iXY - Overview

### Table Desks



Table Desk  
Page 470



Bow Table Desk  
Page 471



Round Table Desk  
Page 471



Fixed Height Table  
Desk  
Page 472



Bow Fixed Height  
Table Desk  
Page 472



Square Fixed Height  
Table Desk  
Page 472



Round Fixed Height  
Table Desk  
Page 472



Adjustable Height  
Table Desk  
Page 472



Bow Adjustable  
Height Table Desk  
Page 472



Square Adjustable  
Height Table Desk  
Page 473



Round Adjustable  
Height Table Desk  
Page 473



Squircle Adjustable  
Height Table  
Page 473



Round Adjustable  
Height Table  
Page 473

### Pedestal Supported Table Desks



Pedestal Supported  
Pivoting Wood Table Desk  
Page 474



Pedestal Supported  
Pivoting Glass Table Desk  
Page 475

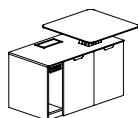


Pedestal Supported Fixed  
Table Desk with Three Legs  
Page 476

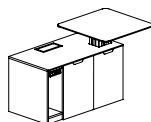


Pedestal Supported Fixed  
Table Desk with Two Legs  
Page 477

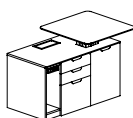
### Secondary Height Casegoods



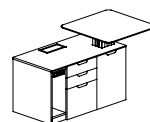
Technology Pedestal with  
Flush Adjustable Height  
Worksurface  
Page 478



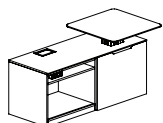
Technology Pedestal with  
Cantilevered Adjustable  
Height Worksurface  
Page 479



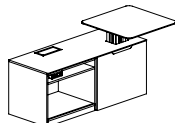
Technology Pedestal with  
Flush Adjustable Height  
Worksurface  
Page 480



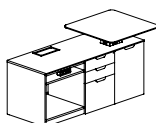
Technology Pedestal with  
Cantilevered Adjustable  
Height Worksurface  
Page 481



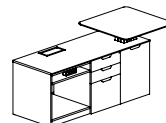
Sliding Door Technology  
Credenza with Flush  
Adjustable Height Worksurface  
Page 482



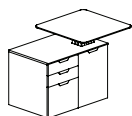
Sliding Door Technology  
Credenza with Cantilevered  
Adjustable Height Worksurface  
Page 483



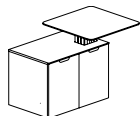
Utility/Box/File - Hinged  
Door Technology Credenza  
with Flush Adjustable  
Height Worksurface  
Page 484



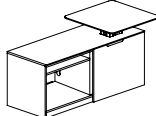
Utility/Box/File - Hinged  
Door Technology Credenza  
with Cantilevered Adjustable  
Height Worksurface  
Page 485



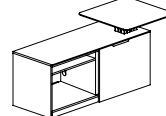
Utility/Box/File - Hinged Door  
Pedestal with Cantilevered  
Adjustable Height Worksurface  
Page 486



Hinged Door Pedestal with  
Cantilevered Adjustable  
Height Worksurface  
Page 487



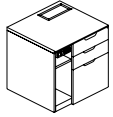
Sliding Door Storage Credenza  
with Flush Adjustable Height  
Worksurface  
Page 488



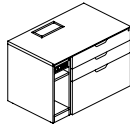
Sliding Door Storage Credenza  
with Cantilevered Adjustable  
Height Worksurface  
Page 488

## iXY - Overview

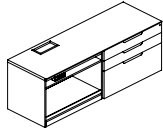
### Secondary Height Casegoods - (continued)



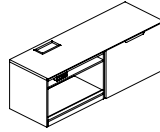
Utility/Box/File  
Technology Pedestal  
Page 489



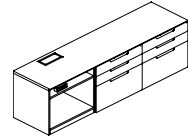
Utility/Box/Lateral File  
Technology Pedestal  
Page 489



Utility/Box/File  
Technology Credenza  
Page 490



Sliding Door Technology  
Credenza  
Page 490



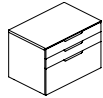
Utility/Box/File  
Technology Credenza  
Page 490



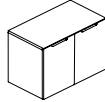
Utility/Box/File  
Pedestal  
Page 491



Hinged Door  
Pedestal  
Page 491



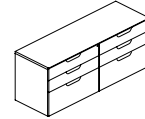
Utility/Box/Lateral  
File Pedestal  
Page 491



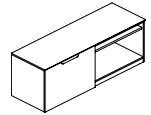
Hinged Door  
Pedestal  
Page 491



Open Lateral File  
Pedestal  
Page 492



Lateral File Storage  
Credenza  
Page 492



Sliding Door Storage  
Credenza  
Page 492

### Secondary Height Tops



Rectangular Top with  
Rails  
Page 492

### Mobile Pedestal



Utility/Box/File  
Mobile Pedestal  
Page 492

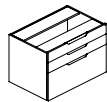
### Secondary Height Modular Casegoods



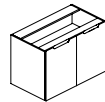
Utility/Box/File  
Pedestal without  
Top  
Page 493



Hinged Door  
Pedestal without  
Top  
Page 493



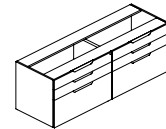
Utility/Box/Lateral  
File Pedestal without  
Top  
Page 493



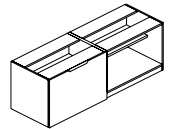
Hinged Door Pedestal  
without Top  
Page 493



Open Lateral File  
Pedestal without Top  
Page 494



Utility/Box/Lateral  
File Storage Credenza  
without Top  
Page 494



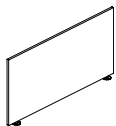
Sliding Door Storage  
Credenza without Top  
Page 494

### Secondary Height Modular Tops



Secondary Height  
Modular Tops  
Page 495

### Secondary Height Modesty Access Panels



Secondary Height  
Modesty Access Panel  
Page 495



## iXY - Overview

### Primary Height Casegoods



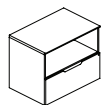
Box/Box/File  
Pedestal  
Page 496



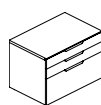
File/File  
Pedestal  
Page 496



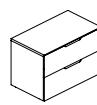
Hinged Door  
Pedestal  
Page 496



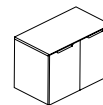
Open Lateral File  
Pedestal  
Page 496



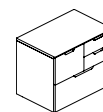
Box/Box/Lateral  
File  
Page 496



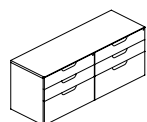
Lateral File  
Pedestal  
Page 497



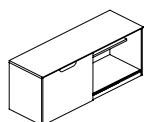
Hinged Door  
Pedestal  
Page 497



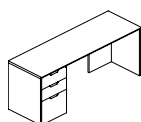
Multi-File Pedestal  
Page 497



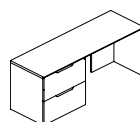
Lateral File Credenza  
Page 498



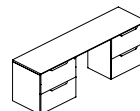
Sliding Door Storage  
Credenza  
Page 498



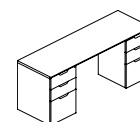
Open Corner Box/Box/  
File Pedestal Credenza  
Page 498



Open Corner Lateral  
File Credenza  
Page 498



Kneespace Credenza  
Page 499



Kneespace Credenza  
Page 499

### Primary Height Modular Casegoods



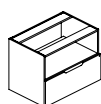
Box/Box/File  
Pedestal  
without Top  
Page 500



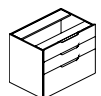
File/File  
Pedestal  
without Top  
Page 500



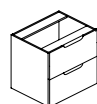
Hinged Door  
Pedestal  
without Top  
Page 500



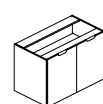
Open Lateral File  
Pedestal  
without Top  
Page 500



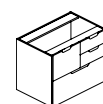
Box/Box/  
Lateral File  
without Top  
Page 500



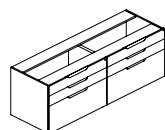
Lateral File  
Pedestal  
without Top  
Page 501



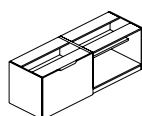
Hinged Door  
Pedestal  
without Top  
Page 501



Multi-File Pedestal  
without Top  
Page 501



Lateral File Pedestal  
Credenza without Top  
Page 502



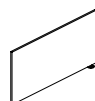
Sliding Door Storage  
Credenza without Top  
Page 502

### Primary Height Modular Tops



Primary Height  
Modular Top  
Page 502

### Primary Height Modesty Access Panels



Primary Height  
Modesty Access Panel  
Page 503

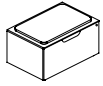
### L-Shaped End Panels



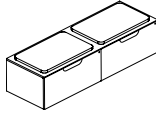
L-Shaped End Panel  
Page 503

## iXY - Overview

### Lateral File Benches

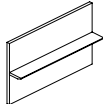


Lateral File Bench  
Page 504

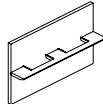


Lateral File Bench  
Page 505

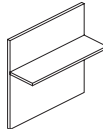
### Secondary Height Wall Panels



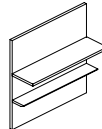
Veneer Wall Panel  
with Accessory Shelf  
Page 506



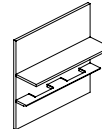
Veneer Wall Panel  
with File Shelf  
Page 506



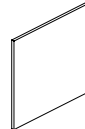
Veneer Wall Panel  
with Upper Shelf  
Page 507



Veneer Wall Panel  
with Upper Shelf and  
Accessory Shelf  
Page 507

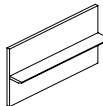


Veneer Wall Panel  
with Upper Shelf and  
File Shelf  
Page 507

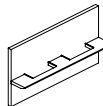


44 "h Tackable  
Wall Panels  
Pages 508-509

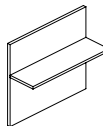
### Primary Height Wall Panels



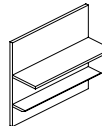
Veneer Wall Panel  
with Accessory Shelf  
Page 510



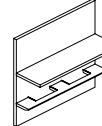
Veneer Wall Panel  
with File Shelf  
Page 510



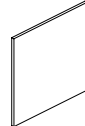
Veneer Wall Panel  
with Upper Shelf  
Page 511



Veneer Wall Panel  
with Upper Shelf and  
Accessory Shelf  
Page 511

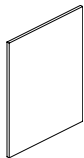


Veneer Wall Panel  
with Upper Shelf and  
File Shelf  
Page 511



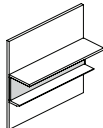
41 "h Tackable  
Wall Panels  
Pages 512-513

### Bench Height Wall Panels

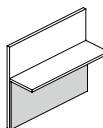


52 "h Tackable  
Wall Panels  
Pages 514-515

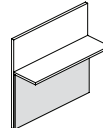
### Wall Panel Tackboards and Markerboards



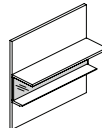
12 1/4 "h Insert  
Tackboards  
Pages 516-517



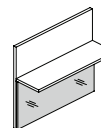
23 1/2 "h Tackboards  
Pages 518-519



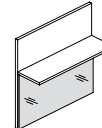
26 1/2 "h Tackboards  
Pages 520-521



12 1/4 "h Magnetic  
Glass Insert  
Markerboards  
Page 522



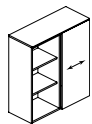
23 1/2 "h Magnetic  
Glass Markerboards  
Page 522



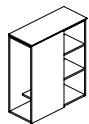
26 1/2 "h Magnetic  
Glass Markerboards  
Page 522

## iXY - Overview

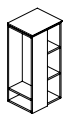
### Primary Height Storage



40" h Sliding Door  
Storage Tower  
Page 523

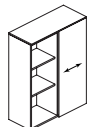


40" h Side Wardrobe  
with Open Shelf  
Page 523

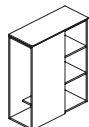


40" h Side Wardrobe  
with Open Shelf  
Page 523

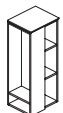
### Secondary Height Storage



43" h Sliding Door  
Storage Tower  
Page 524

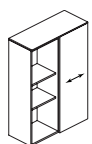


43" h Side Wardrobe  
with Open Shelf  
Page 524

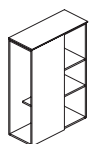


43" h Side Wardrobe  
with Open Shelf  
Page 524

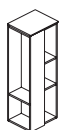
### Bench Height Storage



51" h Sliding Door  
Storage Tower  
Page 525

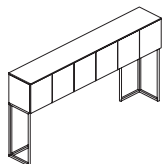


51" h Side Wardrobe  
with Open Shelf  
Page 525

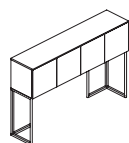


51" h Side Wardrobe  
with Open Shelf  
Page 525

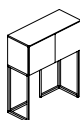
### Post Support Overhead Cabinets and Shelves



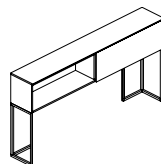
43" h Post Support  
Overhead Cabinet  
with Six Doors  
Page 526



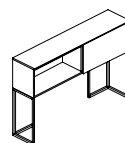
43" h Post Support  
Overhead Cabinet  
with Four Doors  
Page 526



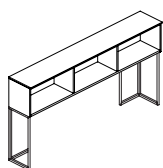
43" h Post Support  
Overhead Cabinet  
with Two Doors  
Page 527



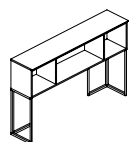
43" h Post Support  
Overhead Cabinet  
with Sliding Door  
Page 528



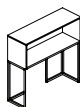
43" h Post Support  
Overhead Cabinet  
with Sliding Door  
Page 528



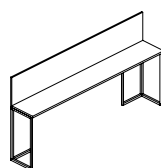
43" h Post Support  
Open Overhead  
Cabinet  
Page 530



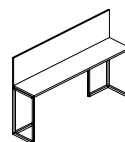
43" h Post Support  
Open Overhead  
Cabinet  
Page 531



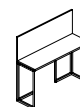
43" h Post Support  
Open Overhead  
Cabinet  
Page 531



43" h Post Support  
Overhead Storage  
Shelf  
Page 532



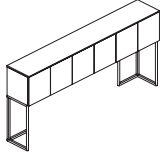
43" h Post Support  
Overhead Storage  
Shelf  
Page 532



43" h Post Support  
Overhead Storage  
Shelf  
Page 533

## iXY - Overview

### Post Support Overhead Cabinets and Shelves (continued)



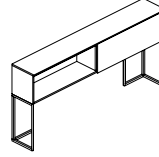
40" h Post Support Overhead Cabinet with Six Doors  
Page 534



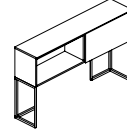
40" h Post Support Overhead Cabinet with Four Doors  
Page 534



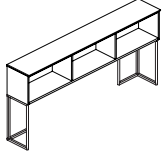
40" h Post Support Overhead Cabinet with Two Doors  
Page 535



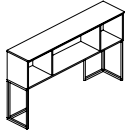
40" h Post Support Overhead Cabinet with Sliding Door  
Page 536



40" h Post Support Overhead Cabinet with Sliding Door  
Page 536



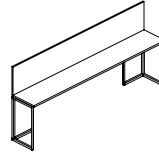
40" h Post Support Open Overhead Cabinet  
Page 538



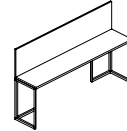
40" h Post Support Open Overhead Cabinet  
Page 539



40" h Post Support Open Overhead Cabinet  
Page 539



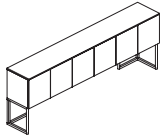
40" h Post Support Overhead Storage Shelf  
Page 540



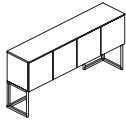
40" h Post Support Overhead Storage Shelf  
Page 540



40" h Post Support Overhead Storage Shelf  
Page 541



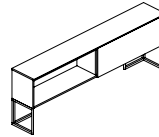
30" h Post Support Overhead Cabinet with Six Doors  
Page 542



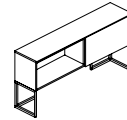
30" h Post Support Overhead Cabinet with Four Doors  
Page 542



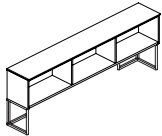
30" h Post Support Overhead Cabinet with Two Doors  
Page 543



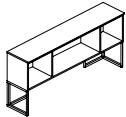
30" h Post Support Overhead Cabinet with Sliding Door  
Page 544



30" h Post Support Overhead Cabinet with Sliding Door  
Page 544



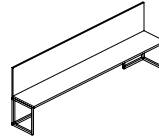
30" h Post Support Open Overhead Cabinet  
Page 546



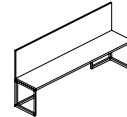
30" h Post Support Open Overhead Cabinet  
Page 546



30" h Post Support Open Overhead Cabinet  
Page 547



30" h Post Support Overhead Storage Shelf  
Page 548

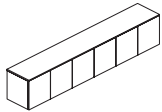


30" h Post Support Overhead Storage Shelf  
Page 548

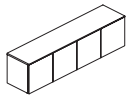


30" h Post Support Overhead Storage Shelf  
Page 549

### Wall Mount Overhead Cabinets and Shelves



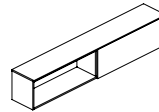
Wall Mount Overhead with Six Doors  
Page 550



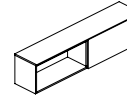
Wall Mount Overhead with Four Doors  
Page 550



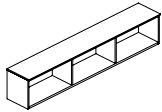
Wall Mount Overhead with Two Doors  
Page 550



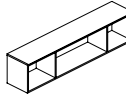
Wall Mount Overhead with Sliding Door  
Page 551



Wall Mount Overhead with Sliding Door  
Page 551



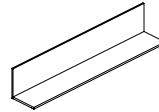
Wall Mount Open Overhead  
Page 551



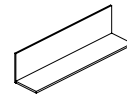
Wall Mount Open Overhead  
Page 551



Wall Mount Open Overhead  
Page 551



Overhead Shelf  
Page 552

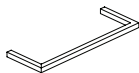


Overhead Shelf  
Page 552



Overhead Shelf  
Page 552

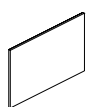
### Valance



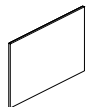
Valance  
Page 553

# iXY - Overview

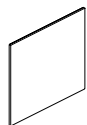
## Tackboards and Markerboards



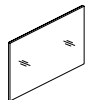
Primary Height  
Wall Mount  
Tackboards  
Pages 554-555



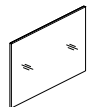
Secondary Height  
Wall Mount  
Tackboards  
Pages 556-557



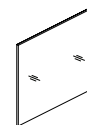
Bench Height  
Wall Mount  
Tackboards  
Pages 558-559



Primary Height  
Wall Mount Magnetic  
Markerboards  
Page 560

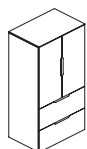


Secondary Height  
Wall Mount Magnetic  
Markerboards  
Page 560

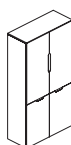


Bench Height  
Wall Mount Magnetic  
Markerboards  
Page 560

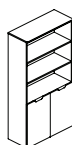
## Storage Cabinets



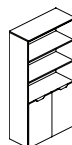
69" h Storage Unit with  
Two Drawer Lateral File  
Page 561



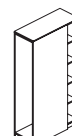
69" h Hinged Door  
Unit  
Page 561



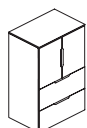
69" h Hinged Door  
Unit with Open Top  
Compartment  
Page 561



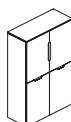
69" h Hinged Door Unit  
with Pass-Through Top  
Compartment  
Page 561



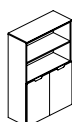
69" h Side Wardrobe  
with Open Shelf  
Page 562



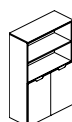
56" h Storage Unit with  
Two Drawer Lateral File  
Page 563



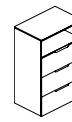
56" h Hinged Door  
Unit  
Page 563



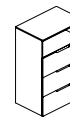
56" h Hinged Door  
Unit with Open Top  
Compartment  
Page 563



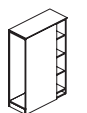
56" h Hinged Door Unit  
with Pass-Through Top  
Compartment  
Page 563



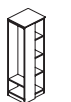
56" h Three Drawer  
Lateral File with Open  
Top Compartment  
Page 564



56" h Three Drawer Lateral  
File with Pass-Through Top  
Compartment  
Page 564



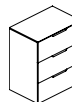
56" h Side Wardrobe  
with Open Shelf  
Page 564



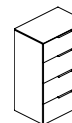
56" h Side Wardrobe  
Page 564



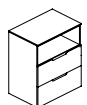
Two Drawer  
Lateral File  
Page 565



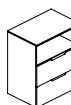
Three Drawer  
Lateral File  
Page 565



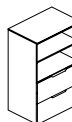
Four Drawer  
Lateral File  
Page 565



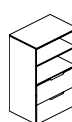
Two Drawer Lateral  
File with Open Top  
Compartment  
Page 566



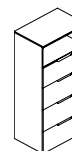
Two Drawer Lateral File  
with Pass-Through Top  
Compartment  
Page 566



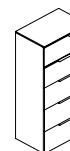
Two Drawer Lateral  
File with Open Top  
Compartment  
Page 566



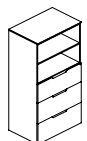
Two Drawer Lateral File  
with Pass-Through Top  
Compartment  
Page 566



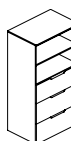
Four Drawer Lateral  
File with Open Top  
Compartment  
Page 567



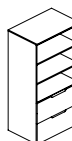
Four Drawer Lateral File  
with Pass-Through Top  
Compartment  
Page 567



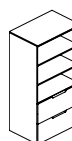
Three Drawer Lateral  
File with Open Top  
Compartment  
Page 567



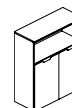
Three Drawer Lateral File  
with Pass-Through Top  
Compartment  
Page 567



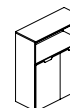
Two Drawer Lateral  
File with Open Top  
Compartment  
Page 568



Two Drawer Lateral File  
with Pass-Through Top  
Compartment  
Page 568



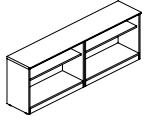
Hinged Door with  
Open Top  
Compartment  
Page 568



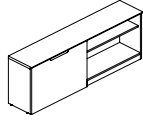
Hinged Door with  
Pass-Through Top  
Compartment  
Page 568

## iXY - Overview

### Bookcases



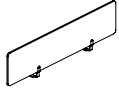
Open Bookcase  
Page 569



Sliding Door Bookcase  
Page 569

---

### Privacy Screens



Privacy Screens  
Pages 570-571

---

### Task Lights



48 "w Task Light  
Page 642



24 "w Task Light  
Page 642



31 "w LED Starter  
Task Light  
Page 642



31 "w LED Linking  
Adder Task Light  
Page 642



17 "w LED Starter  
Task Light  
Page 643



17 "w LED Linking  
Adder Task Light  
Page 643

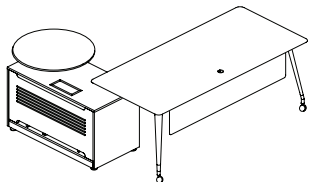


Motion Sensor  
for Task Lights  
Page 643

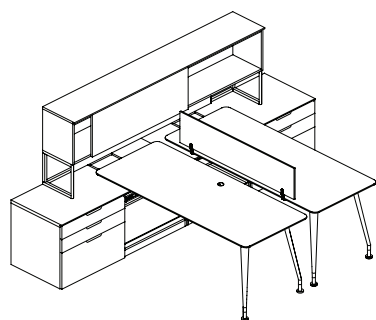
# iXY Product Information

## Layouts

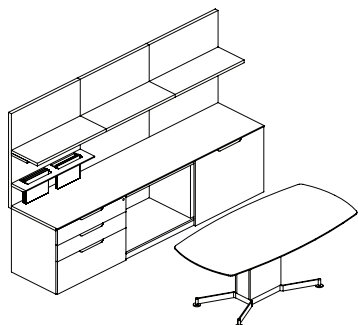
Four popular workstation layouts can be created with iXY.



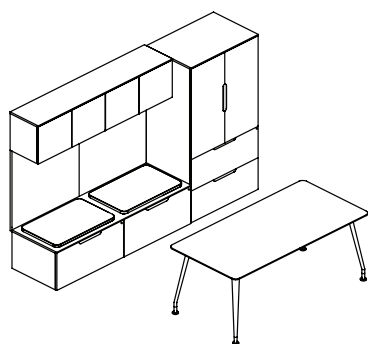
Three Leg Pedestal Supported Pivoting Table Desk with Secondary Height Technology Pedestal



Workstation with Secondary Height Storage and Overhead



Adjustable Height Table Desk with Workwall (wall panel must be wall mounted)



Freestanding Table Desk with Bench Height Storage, Wall Panels, Wall Mounted Storage and Storage Unit with Drawers

### 1 Table Desk - 29 1/4" h

Offering includes Freestanding, Pedestal Supported Pivoting or Pedestal Supported Fixed Table Desk.

Pedestal Supported Pivoting and Fixed Table Desk must be attached to a pre-configured secondary height pedestal or credenza.

The layout selected will determine the type of desk required.

See page 452 for explanation

### 2 Secondary Height Storage - 25 3/4" h

Secondary Height Storage is offered in both pre-configured (25 3/4" h) and modular type units (25" h).

Secondary Height Storage is required when using pedestal supported pivoting or fixed table desks. Spindle Plate is used to attach to a pre-configured pedestal or credenza.

Pre-configured Technology pedestals and credenzas are available with or without adjustable height worksurface. The Cantilevered or Flush worksurfaces adjusts from 29 3/4" - 42 1/4". These units also come standard with surface power, pull-out power and ventilated removable back panel.

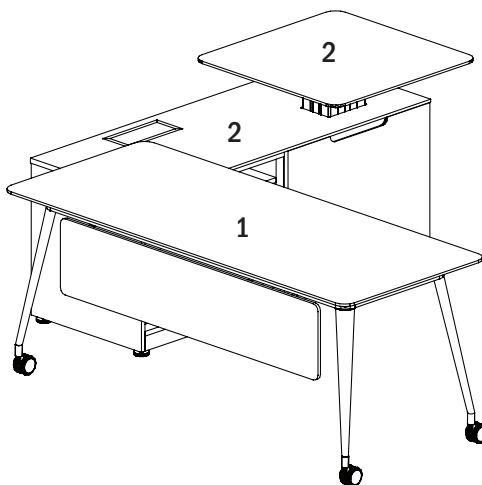
See page 458 for explanation

### 3 Primary Height Storage - 29 1/4" h

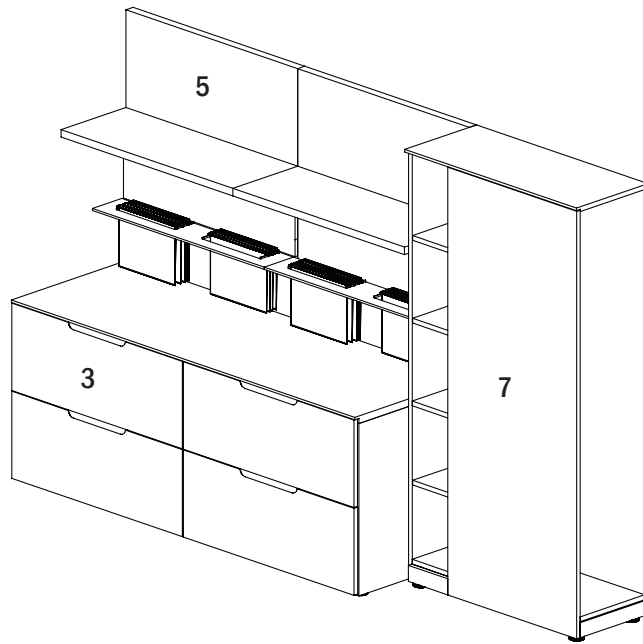
Primary Height Storage is offered in both pre-configured (29 1/4" h) and modular type units (28" h).

### 4 Bench Height Storage - 17 3/4" h

Bench Height Storage features lateral filing and seat cushions.



## iXY Product Information



### 5 Workwall

Various wall panel types can be specified to be used with Secondary, Primary and Bench height storage to create a workwall.

Wall panels are offered in wood with tackboard or glass markerboard options.

See page 456 for explanation

### 6 Overhead Storage

Overheads can be freestanding or wall mounted depending on the application.

Overall height of overhead is determined by type of storage it sits on; either Secondary or Primary Height.

See page 459 for explanation

### 7 Storage Towers and Wardrobes

These components are available in various heights providing additional storage to the workstation.

See page 461 for explanation

### 8 Power & Technology

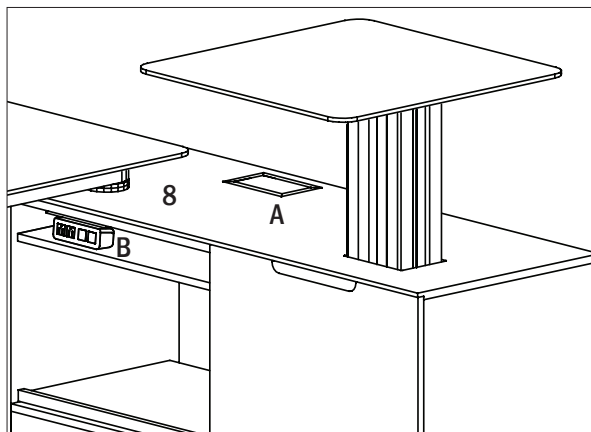
Power & Technology is standard in the Secondary Height Storage with Technology Units.

A. Byrne Ellora includes: (2) power outlets, 72" cord, (1) USB 2-Port Simplex Charger, (1) Passive USB-A, 3.0 with 72" w Cable.

B. Byrne Assemble Reveal includes: (2) power outlets, 72" cord, (1) USB-2 Port Simplex Charger, (1) Passive USB-A, 3.0 with 72" Cable.

### 9 Additional Features

Mobile Pedestal, Privacy Screens and Modesty Panels can enhance the workstation.

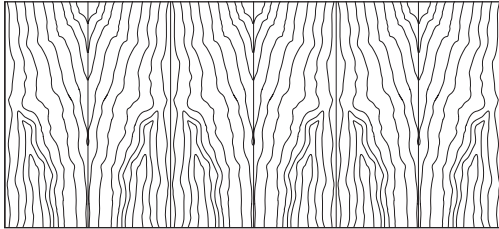




## iXY Product Information

### Exterior Wood Materials

Exterior surfaces are made from the finest selected veneers to achieve clarity and consistency in the iXY product line. To attain a pleasing, symmetrical pattern, all veneers in iXY are book-matched. All exterior solid lumber is matched to coordinate with the veneer.

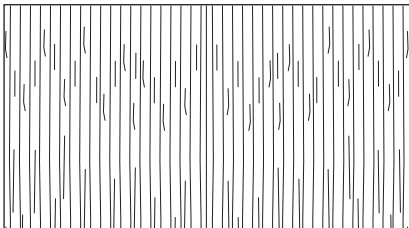


Book Matched Example

Alternating pieces of veneer are flipped over so they face each other like the pages within a book. The diagram above shows book-matched flat cut veneer.

iXY is available in flat cut cherry, maple and walnut veneer. A wide range of wood stains have been formulated to enhance the beauty of the veneer.

Double Cut veneer is another choice on iXY product. This veneer is a processed product that has at least two cuttings to create the final veneers. These cuts of veneer strands are dyed and layered into a block to create variation of patterns from a very tight grain pattern to an exotic figure grain pattern. The diagram below show the tight pattern used on iXY.



Solid painted finishes on MDF are also offered to provide an accent to the iXY product.

### Table Frames

Die-cast aluminum corners with receivers for table rails and legs, attached to underside of the top. Table rails are extruded aluminum with allowance for optional features. Legs, die-cast aluminum with wire cavity and clip features to secure the wires. Glide has approximately 1" of adjustment and shroud ring to conceal threads.

### Veneer Table Tops

Tops are 1 1/4" thick 3 ply with MDF core. Edges on table tops are undercut bevel with the 3/8" flat having a 1.5 mm matching self rim. Tops are secured with core fastening screws to the table rails. Two inch radius corners are on top shapes.

### Secondary Height Case Tops

Tops are 3/4" thick, 3 ply construction with a solid lumber band on user side and 1.5 mm veneer tape. Tops are securely fastened with screws through the pedestal stretcher and metal connecting plates.

### Primary Height Case Tops

Tops are 1 3/16" thick, 3 ply construction with a solid lumber band on user side and 1.5 mm veneer tape. Tops are securely fastened with screws through the pedestal stretcher and metal connecting plates.

### Table with Glass Tops

Tops can be either clear or back painted opaque where applicable. Glass is 10 mm thick with a 1/32" bevel on both the top and bottom edges. Glass is low iron and tempered for safety. A series of small pucks are attached to the underside with an adhesive. These pucks then rest on the table rails.

### Modesty Panels

Table desks with apron rails may be specified with a partial modesty panel. The back side of the apron rail has a groove in which the custom bracket along with two set screws secure the modesty panel place. Refer to the chart for the pricing that coordinates with each table size. See page 461.

### Case Construction

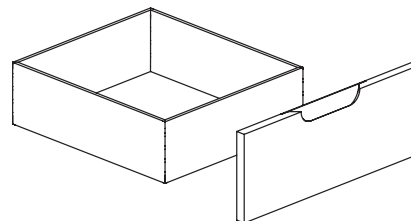
Cases are constructed with a combination of mortise-tenon and dowels to secure joints of the case. Panels are 3/4" thick 3 ply construction. Reinforced metal corner braces secure corners and house the leveler.

Back of cases can be fixed 3/4" thick stationary or 1/4" thick removable. (Check individual items specification listing) Backs of cases are always finished.

Glides have a full adjustment 1 1/2" to allow for proper leveling.

### Drawers

Standard V-fold drawer interior is a 1/2" durable, miter-fold drawer system. The four sided box is mitered, glued and doweled with an attached front. The drawer front is veneer rimmed MDF core and is attached to the four sided box. Routed bevel pull creates a self pull. Prism pull is available as an option



### Drawer Suspension

High quality black drawer suspension carries a lifetime warranty. Ball bearing provide a smooth effortless access to the drawers. All drawers have soft close feature with the exception of lateral files. File drawers have provisions for legal and letter filing. Lateral file drawers have reinforced bottoms.

### Locking

All drawers have locks as standard. The locks are pedestal locking, located in the upper right corner of the top drawer. Locks are optional on most door compartments.

Units are shipped randomly keyed as standard (units in the grouping are keyed alike). Keyed alike units available if requested at no upcharge. Removable cores for in-field re-keying are standard.

### Doors

Hinge doors have a 110° swing with the soft close feature.

Sliding doors have a single pass hidden roller wheel with guide tracks. Locking is not available on sliding door units.

Overheads can be ordered with the optional back painted glass doors in a thin profile aluminum frame. Locks are not available on glass doors.

## iXY Product Information

### Overhead Risers

Fabricated tubing flush welded for structure. Risers are field attached to the underside of the overhead cabinet. Optional tackboards are snap into place onto the upright of the riser. Available colors: Arctic Silver and Bright White.

### Wall Mounted Overhead

Cabinets are mounted with reverse style cleats. The cleats are factory installed on the cabinet. Attachment wall cleat and hardware is the responsibility of installer. (See instructions for further details.)

### Adjustable Height Worksurface

Single lift column adjust worksurface up to 42 ¼" height. Control is flush mounted into the top of pedestal. Control for the Table Desk can be mounted either left or right of the top's center. Aluminum profile housing encloses the UL® certified driver and mechanism.

### Technology Pedestals

Standard with two electrical and data units, (first unit is flush on the top and second unit is mounted inside the unit; pulls out for use). Both units are configured with two power outlets, one USB 2-Port Simplex Charger, one Passive USB-A, 3.0 with 72" cable. Other configurations are available upon request, see the accessory section, pages 457, 640-641.

On select models a technology drawer is available, this feature allows for most lap top computers and/or their docking station to fit into the pull out drawer. This feature replaces the second box drawer.

### Magnetic Privacy Panels

Privacy panels are available on rectangular table desks with veneer tops. These fabric covered panels are magnetic on both sides. The panel core is made up of furniture grade plywood with 28 gauge steel on each side. Upholstered in a textile of choice, some textiles with heavy textures or fibers are not recommended. The casted shaped bracket follows the edge shape. The bracket is mounted with wood screws to the underside of the top and panel is secured inside the fork of the bracket with set screws.

### Pull-Out Shelf

Equipment can easily be accessed by specifying the pull out shelf option. This shelf is always located at the bottom of the cabinet and has a front stop rail incorporated as part of the shelf. The slide extensions are undermounts to provide a clean appearance.

### Kneespace Access Panels

The kneespace access panel sits between modular units to provide a finished interior back panel between two other modular units. Flat metal brackets are attached to back side of the units to extend into the opening. Powerful earth magnets are embedded into the back of the panels to cling to the extended metal flat brackets. The panel is outfitted with adjustable glides to aid in leveling. The magnets allow the panel to be removed to access the wall and wiring.

### Finish - Stain/Colors

We offer a variety of wood stains and paint colors on iXY. Please see the chart below. Samples are available upon request. Former finish names are listed in parentheses for reference.

#### CH1 Cherry *Flat Cut Veneer*

AUT Autumn ( <i>Autumn Cherry</i> )	EAR Earthy
BRL Barley	LGC Legacy ( <i>Legacy Cherry</i> )
BBN Bourbon ( <i>Natural Cherry</i> )	PRL Praline ( <i>Vintage Cherry</i> )
BRG Brighton ( <i>Brighton Cherry</i> )	SAF Saffron ( <i>Medium Cherry</i> )
CLA Classic ( <i>Classic Cherry</i> )	

#### MA1 Maple *Flat Cut Veneer*

ALE Ale ( <i>Natural Maple</i> )	FLX Flax
BUT Butterscotch	VEN Venetian ( <i>Dark Mahogany</i> )
CIN Cinnamon	

#### WA1 Walnut *Flat Cut Veneer*

AUB Auburn ( <i>Windsor Mahogany</i> )	TOF Toffee
ESP Espresso	TRF Truffle
MCH Mocha	SIE Sienna
NTO Night Owl ( <i>Vintage Walnut</i> )	

#### DC1 Double Cut Veneer

COF Coffee	KHK Khaki
CRM Cremello	STU Studio Teak
GRH Graphite	

#### PNT Paint *Maple Flat Cut Veneer*

BKD Backdrop	GRV Greek Villa
BFX Black Fox	NET Network Gray
BWH Bright White	NWH Nonchalant White
CGP Cargo Pants	STM Storm
CHT Chatroom	TRC Tricorn Black
FRR French Roast	

### Protective Top Coat

DuraTex™ offers exceptional hardness along with abrasion and impact resistance, it has been formulated to eliminate hazardous and harmful gases that are normally associated with wood finish.

### DuraTex™ Features

**Safety** - Significantly reduces hazardous formaldehyde emissions which help improve the quality of the of the indoor air we breathe.

**Quality** - Developed to be tough and durable with special attention to appearance. The DuraTex™ finish preserves the natural beauty of wood.

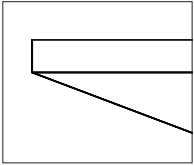
**Durability** - Designed to meet a wide range of demanding performance and environmental standards to withstand even the highest wear and tear.

### Special Finishes

Special finishes can be requested by following the instruction in the general introduction section, page 3. There is a one time charge of \$289 list per order.

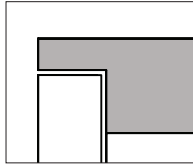
# iXY Product Information

## Edge Profiles



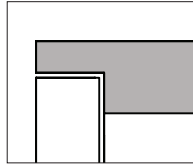
**Worksurface Edge Profile**

Tables  
 Adjustable Height Worksurface



**Storage Edge Profile**

Primary Height Storage

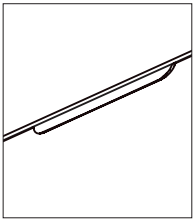


**Storage Edge Profile**

Secondary Height Storage

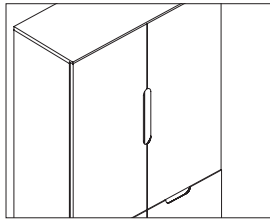
## Pulls + Finish Selection

Note: Pulls below the worksurface top are always horizontal; pulls above the worksurface top are vertical.



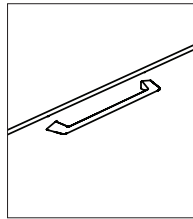
**Recessed on Lower Storage**

(Standard)  
 Arctic Silver  
 Bright White



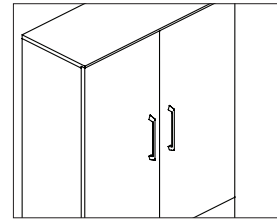
**Recessed on Upper Storage**

(Standard)  
 Arctic Silver  
 Bright White



**Prism on Lower Storage**

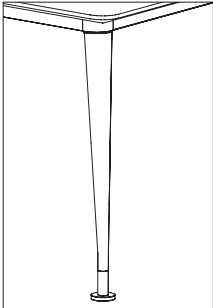
(Optional)  
 Chrome  
 Matte Nickel



**Prism on Upper Storage**

(Optional)  
 Chrome  
 Matte Nickel

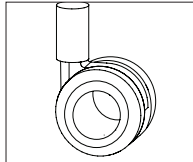
## Legs & Rails + Finish



**Legs**

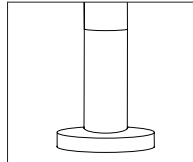
Arctic Silver  
 Bright White  
 Polished Aluminum - \$462 list upcharge per table

Coordinating table rail finish is determined by leg finish.



**Caster**

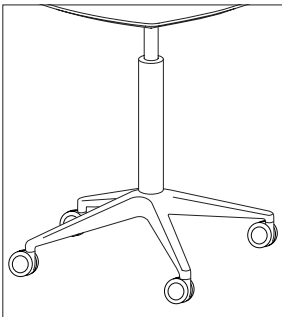
\*\*Not available with glass top



**Glide**

Polished Aluminum Frame - Chrome Glide  
 Arctic Silver/Bright White Frame - Arctic Silver Glide

## Base + Finish

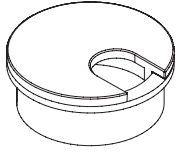


**Cylinder/Base ▲**

Arctic Silver  
 Bright White  
 Polished Aluminum

## iXY Product Information

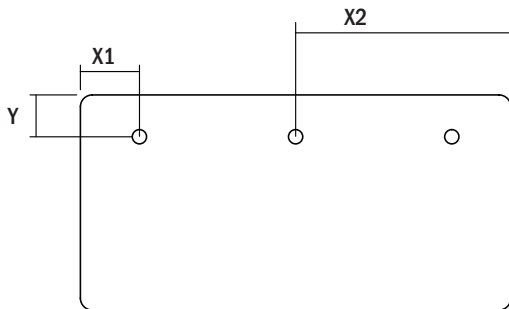
### Optional Worksurface Grommet



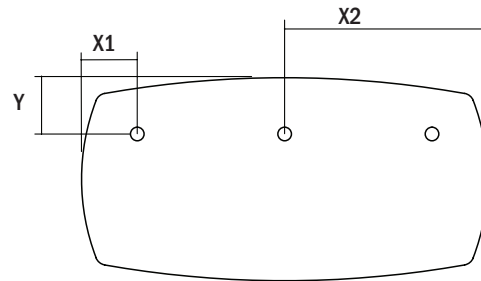
Matte Nickel  
(MNK)

### Worksurface Grommet Locations

The optional grommet locations on the desk, run-off desk and credenzas are predetermined. Grommet locations are indicated below with an (A) for left, (B) for center, (C) for right.



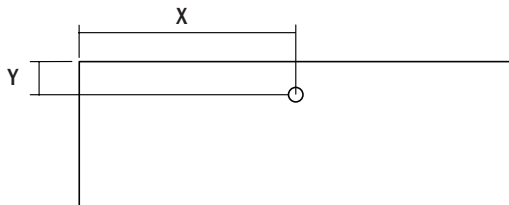
X1 = 9 7/8"  
X2 = Center  
Y1 = 7"



X1 = 9 7/8"  
X2 = Center  
Y = 10"

### Credenzas

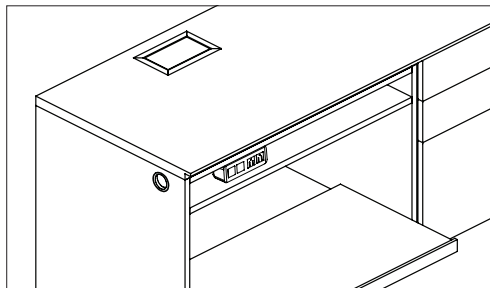
Center grommet is available on open corner lateral and kneespace credenzas.



X = Center  
Y = 5 1/2"

### End Panel Grommet Sleeve

End panel grommet sleeve is standard on Technology Pedestal with Open Compartment when Spindle Location LS1 or RS1 is specified.

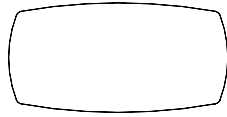


## iXY Product Information

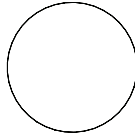
### Table Top Shapes




**Rectangular**  
 Freestanding  
 Adjustable Height  
 Pedestal Supported



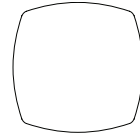
**Bow**  
 Freestanding  
 Adjustable Height



**Round**  
 Freestanding  
 Adjustable Height  
 Adjustable Side Table



**Square**  
 Freestanding  
 Adjustable Height



**Squircle ▲**  
 Adjustable Side Table

### Table Desk

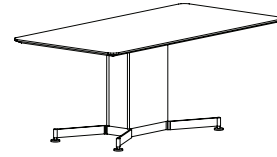
Offering includes Freestanding, Adjustable Height, Pedestal Supported Pivoting or Pedestal Supported Fixed Table Desk.



**Freestanding Table Desk**  
 29 1/4" h Worksurface Height  
 Veneer  
 Glossy Low Iron White Back Painted Glass  
 Clear Glass (low iron)



**Adjustable Height Table Desk**  
 29 3/4" - 42 1/4" h Worksurface Height  
 Veneer



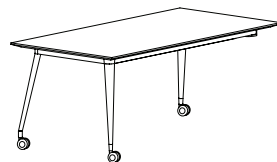
**Fixed Height Table Desk**  
 29 1/4" h Worksurface Height  
 Veneer



**Pedestal Support Table Desk**  
 29 1/4" h Worksurface Height  
 Veneer  
 Glossy Low Iron White Back Painted Glass



**Pedestal Support Fixed Table Desk**  
 29 1/4" h Worksurface Height  
 Veneer  
 Glossy Low Iron White Back Painted Glass



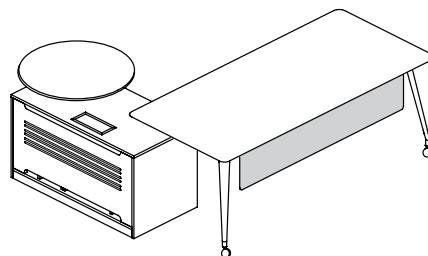
**Pedestal Support Pivoting Table Desk**  
 29 1/4" h Worksurface Height  
 Veneer  
 Glossy Low Iron White Back Painted Glass  
 (casters not available)

### Side Table ▲

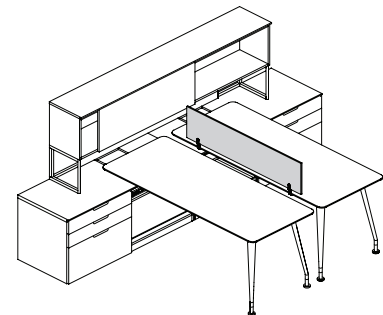


**Adjustable Height Table**  
 29" - 39" h Worksurface Height  
 Veneer

### Modesty Panel + Privacy Screen



**Modesty Panel**  
 Veneer  
 Paint

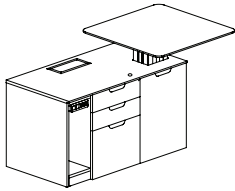


**Magnetic Privacy Screen**  
 Fabric

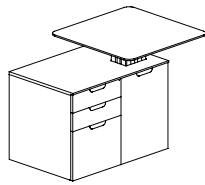
# iXY Product Information

## Secondary Height Storage

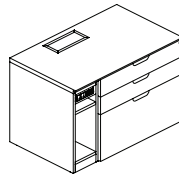
Secondary Height Storage is offered in both pre-configured and modular type units.



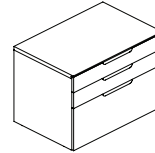
Technology with Adjustable Worksurface  
29 3/4" - 42 1/4"h



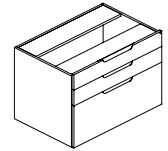
Storage with Adjustable Worksurface  
29 3/4" - 42 1/4"h



Technology  
25 3/4"h



Storage  
25 3/4"h



Modular Storage  
25"h

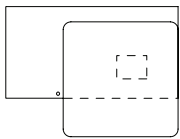
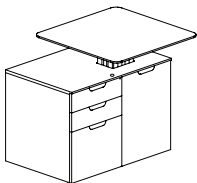
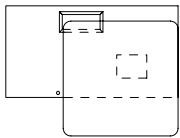
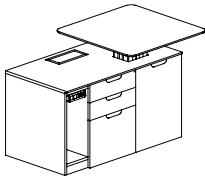
## Secondary Height Storage with Adjustable Worksurface

Pre-configured Secondary Height Storage is available with or without adjustable height worksurfaces. The Flush or Cantilevered worksurface adjusts from 29 3/4" - 42 1/4". The adjustable worksurface top is standard as a 30" square or optional with a 30" round.

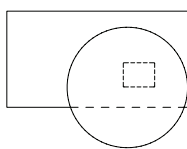
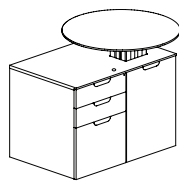
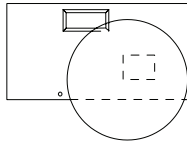
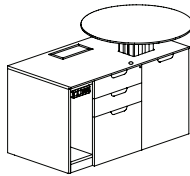
### Flush

Front Overhang 10"

30" Square (Standard)



30" Round (Optional)

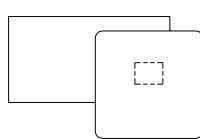
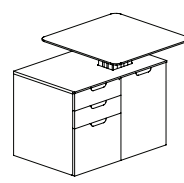
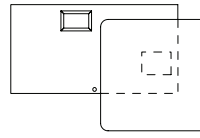
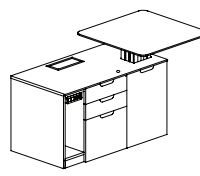


### Cantilevered

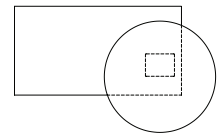
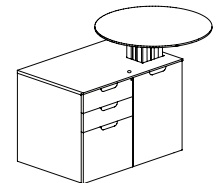
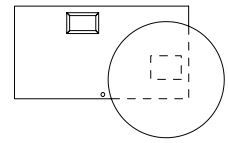
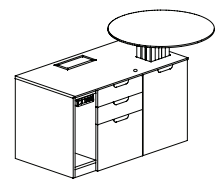
Front Overhang 10"

Cabinet Side Overhang 9"

30" Square (Standard)



30" Round (Optional)

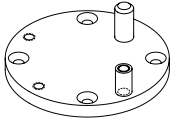


# iXY Product Information

## Spindle Plates

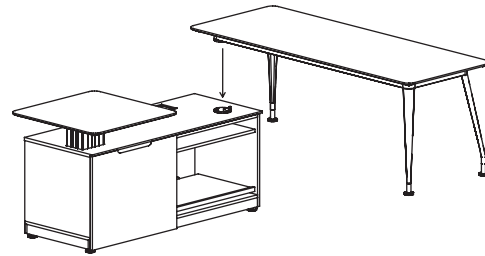
Fixed or Pivoting Table Desks supported by Secondary Height Storage require the spindle plate or plates option when ordering the storage unit.

Note: Left desk will attach to a Secondary Height Storage Unit with spindle plates located on the left of the unit. A right table desk will attach to a Secondary Height Storage Unit with spindle plates located on the right of the unit.

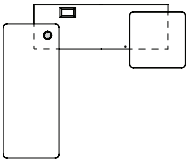
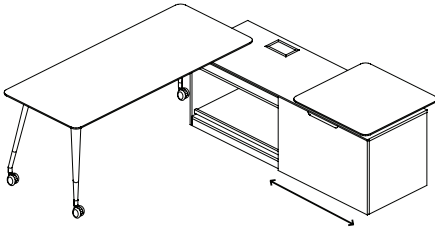


### Universal Spindle Plate

Spindle plate takes the place of the table leg(s) on fixed or pivoting tables. The plate is mounted onto the supporting pedestal. The table's integrated corner sits onto the spindle plate.

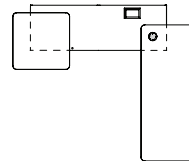
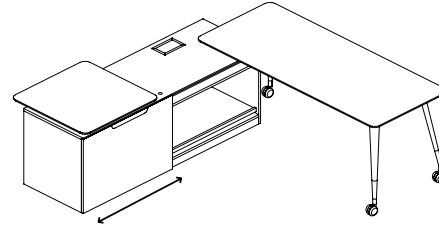


### Single Spindle - LS1 / RS1



DY1-TDR-PV-3672L Pedestal Supported Pivoting Table Desk  
 DY6-TCS-AS-2472R Secondary Height Sliding Door Technology  
 Credenza (right) with Cantilevered Adjustable  
 Height Worksurface

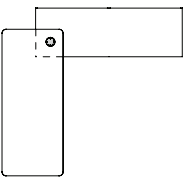
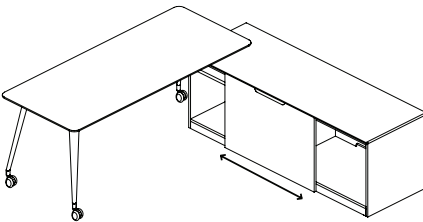
**\*\*Spindle Location: LS1**



DY1-TDR-PV-3672R Pedestal Supported Pivoting Table Desk  
 DY6-TCS-AS-2472L Secondary Height Sliding Door Technology  
 Credenza (left) with Cantilevered Adjustable  
 Height Worksurface

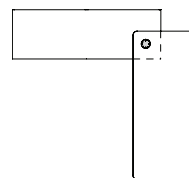
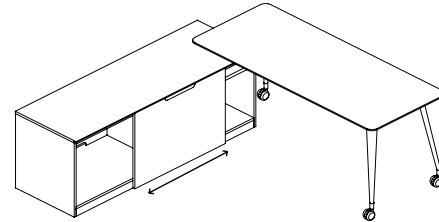
**\*\*Spindle Location: RS1**

### Single Spindle - LS1 / RS1



DY1-TDR-PV-3672L Pedestal Supported Pivoting Table Desk  
 DY2-DSS-1S-2472 Secondary Height Sliding Door Storage Credenza

**\*\*Spindle Location: LS1**

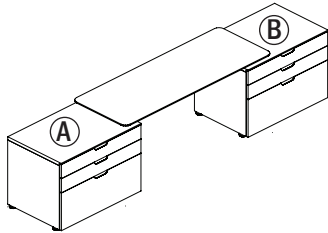


DY1-TDR-PV-3672R Pedestal Supported Pivoting Table Desk  
 DY2-DSS-1S-2472 Secondary Height Sliding Door Storage Credenza

**\*\*Spindle Location: RS1**

## iXY Product Information

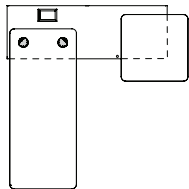
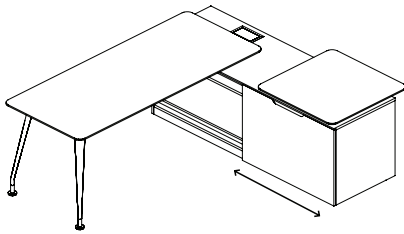
### Credenza Spindle - LC2 / RC2



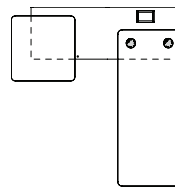
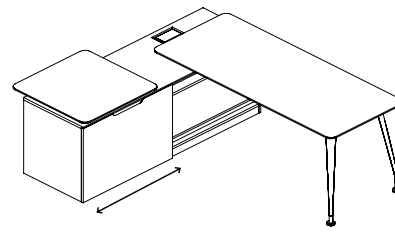
DY6-FPB-1S-2436	Secondary Height Utility/Box/File Lateral File Pedestal **Spindle Location: <b>RC2</b>	(A)
DY6-FPB-1S-2436	Secondary Height Utility/Box/File Lateral File Pedestal **Spindle Location: <b>LC2</b>	(B)
DY7-WTR-1-2466	Rectangular Top with Rails	

### Run-Off Spindle - L24 / R24, L30 / R30, L36 / R36

Spindle location determined by the depth of the desk.



DY1-LRR-1-3072L	Pedestal Supported Fixed Table Desk with Two Legs
DY6-TCS-AS-2472R	Secondary Height Sliding Door Technology Credenza with Cantilevered Adjustable Height Worksurface **Spindle Location: <b>L30</b>

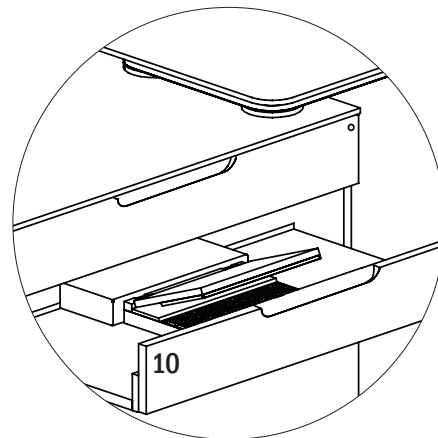
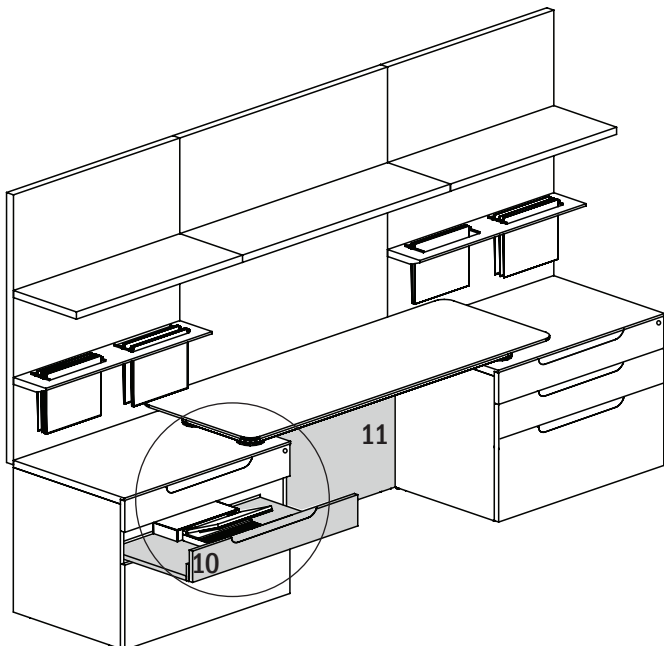
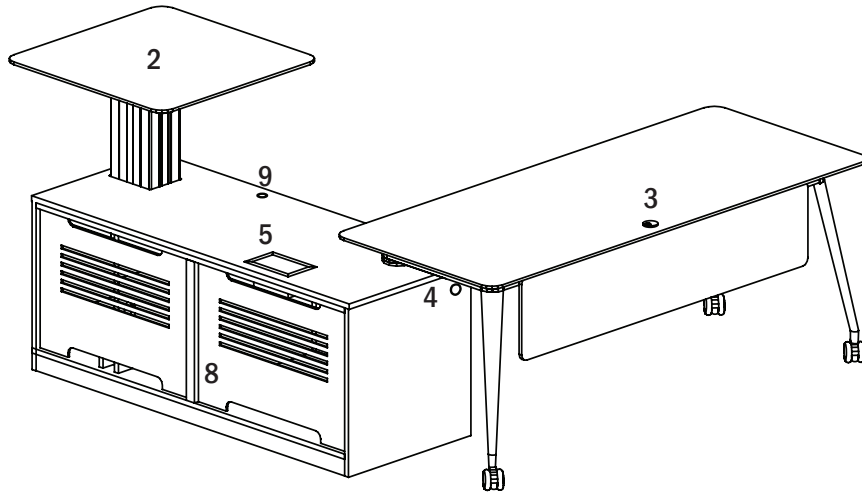
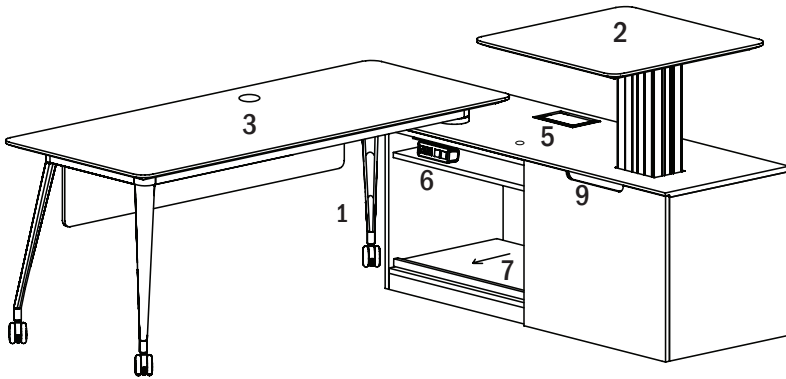


DY1-LRR-1-2472R	Pedestal Supported Fixed Table Desk with Two Legs
DY6-TCS-AS-2472L	Secondary Height Sliding Door Technology Credenza with Cantilevered Adjustable Height Worksurface **Spindle Location: <b>R24</b>



# iXY Product Information

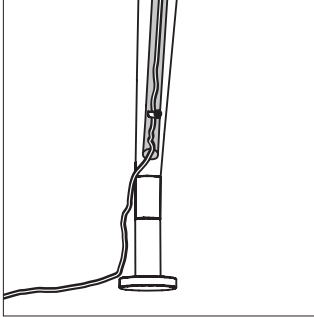
## Power and Technology Features



## iXY Product Information

### 1 Wire Extrusion Channel

Leg cavity allows wiring to be routed along the inside of the leg to the floor.

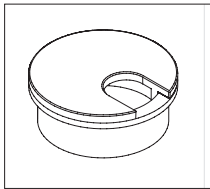


### 2 Adjustable Height Worksurface

Secondary Height Storage with Technology Pedestals may have a motorized adjustable height worksurface that ranges from 29 3/4" to 42 1/4" h.

### 3 Top Grommet

Matte Nickel grommet, optional on Table Desk.

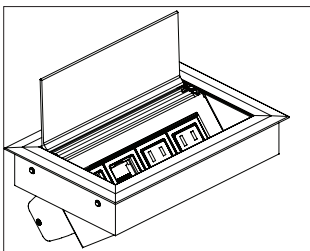


### 4 End Panel Grommet Sleeve

End panel grommet sleeve is standard on Technology Pedestal with Open Compartment when Spindle Location LS1 or RS1 is specified.

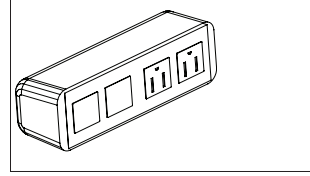
### 5 Surface Power Unit

(2) Power Outlets, 72" cord,  
(1) USB 2-Port Simplex Charger,  
(1) Passive USB-A, 3.0 with 72" Cable



### 11 Pull-Out Power Unit

(2) Power Outlets, 72" cord,  
(1) USB 2-Port Simplex Charger,  
(1) Passive USB-A, 3.0 with 72" Cable

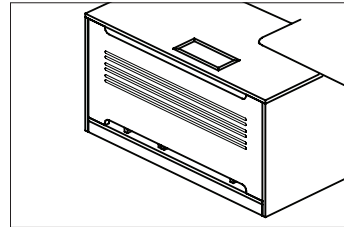


### 7 Pull-Out Equipment Tray

Pull-Out Equipment Tray is optional on 60", 72" and 90" w Secondary Height Technology Units with an Open Compartment.

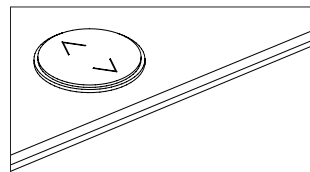
### 8 Ventilated Removable Back Panel

Ventilated Removable Back Panel is standard on all Secondary Height Technology Units.



### 9 Control Button

The secondary adjustable height has a surface mounted control button to move the worksurface from 29 3/4" to 42 1/4" h.



### 10 Utility/Technology/File

Utility/Technology/File is optional on the Secondary Height Storage with Technology and Drawers.

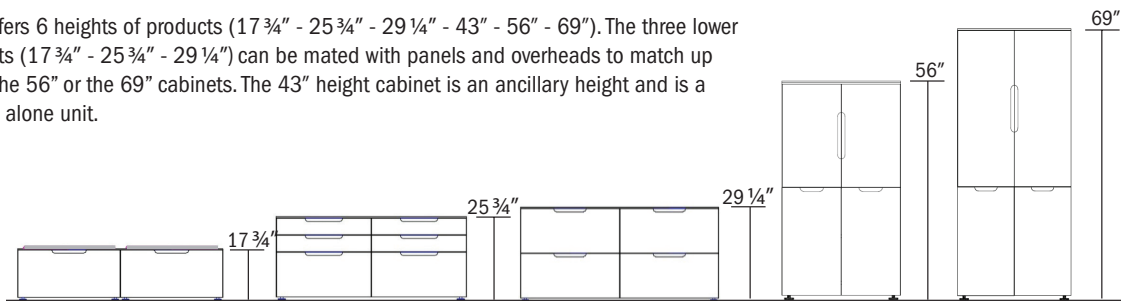
### 11 Removable Modesty Panel

Removable Modesty Panel may be used with Secondary or Primary Height Storage. Gap along the top of the panel allows for wire management. Magnetic attachment provides easy removal for access to the wall.

## iXY Product Information

### Matching Overall Heights

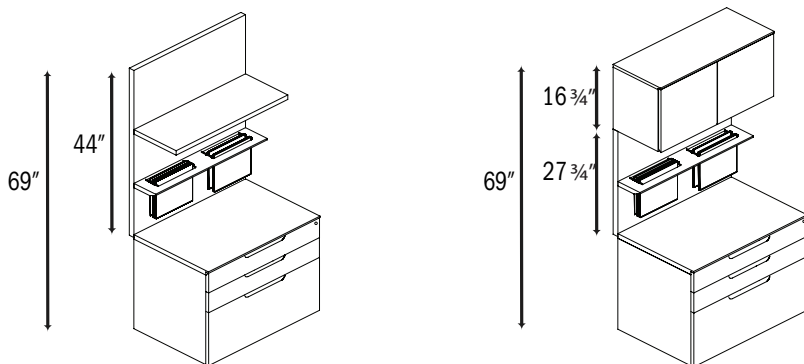
iXY offers 6 heights of products (17 ¾" - 25 ¾" - 29 ¼" - 43" - 56" - 69"). The three lower heights (17 ¾" - 25 ¾" - 29 ¼") can be mated with panels and overheads to match up with the 56" or the 69" cabinets. The 43" height cabinet is an ancillary height and is a stand alone unit.



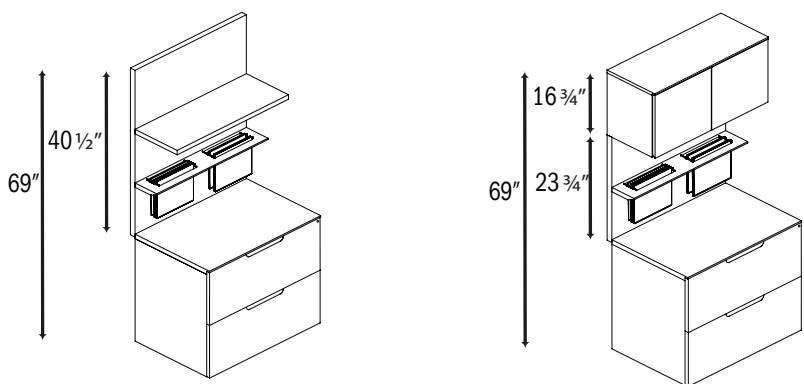
### Workwalls

Various Wall Panel types can be specified to be used with Secondary, Primary and Bench Height Storage to create a Workwall. Shorter Wall Panels must be specified when using overhead units. Wall Panels are offered in wood with tackboard or glass markerboard options.

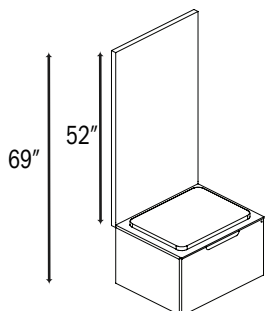
**Secondary Height Wall Panel** - used with Secondary Height Storage.



**Primary Height Wall Panel** - used with Primary Height Storage.



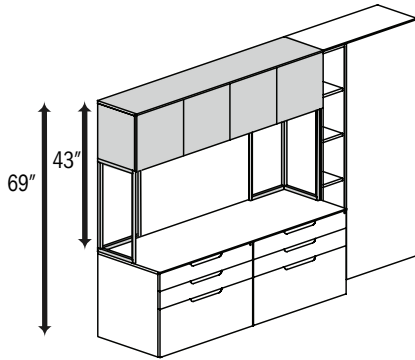
**Bench Height Wall Panel** - used with Bench Height Storage.



## iXY Product Information

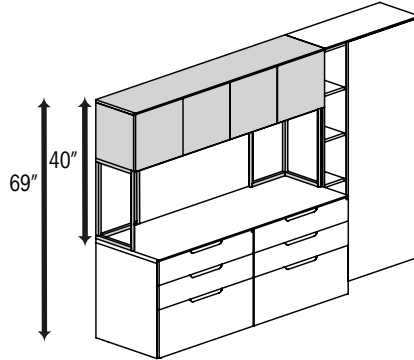
### Riser Supported Overheads and Shelves

Riser supported overheads and shelves are available in three different heights; 43", 40" and 30"



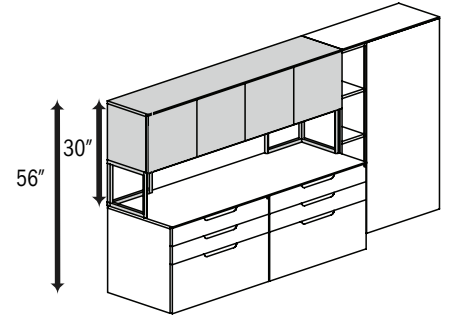
#### 43" Overhead or Shelf

use with secondary height storage to align with 69" storage towers



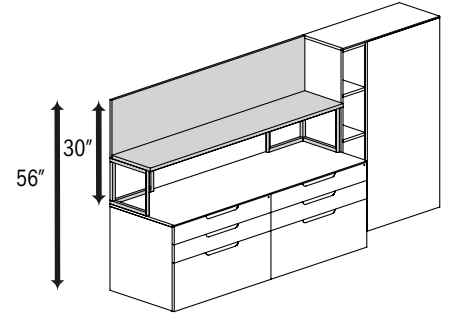
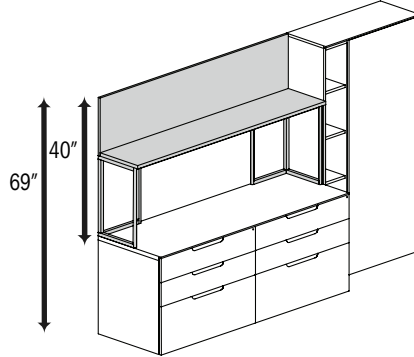
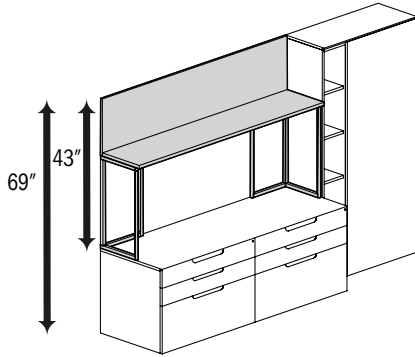
#### 40" Overhead or Shelf

use with primary height storage to align with 69" storage towers



#### 30" Overhead or Shelf

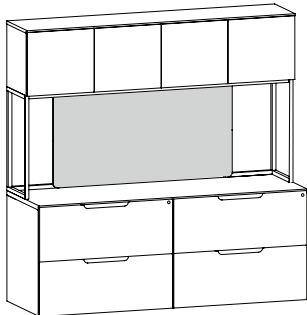
use with secondary height storage to align with 56" storage towers



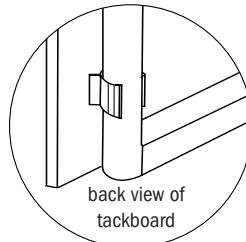
Note: 90" wide overheads and shelves have a center support rail when ordering a tackboard.

### Tackboards

60", 66", 72" and 90" wide overheads and shelves with risers can be ordered with an optional tackboard.



Note: tackboards are inset 12" on each side.

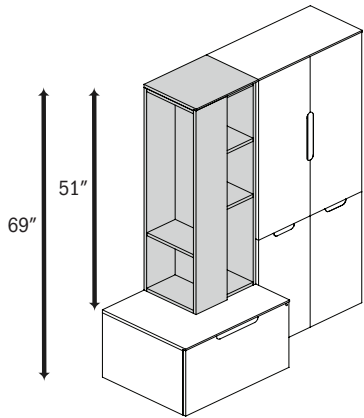


Tackboard clips onto risers for ease of installation.

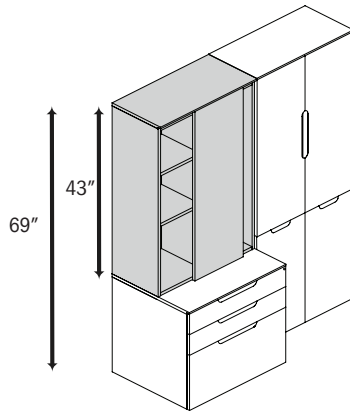
# iXY Product Information

## Worksurface Storage Towers

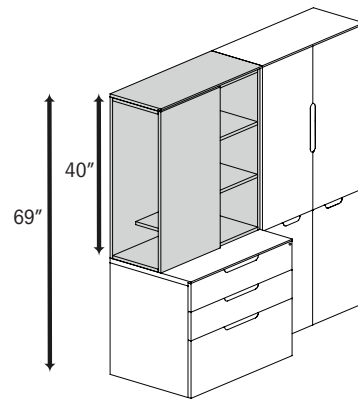
Storage Towers are available in three heights; 51", 43" and 40".



**51" h Worksurface Storage Tower**  
shown with 18" w side entry wardrobe with open shelf use with bench height storage



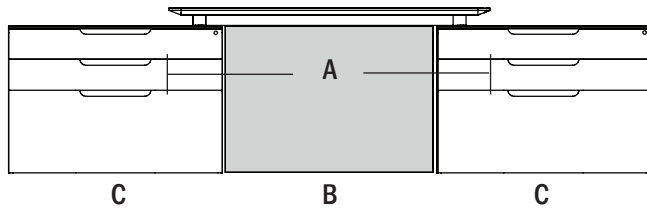
**43" h Worksurface Storage Tower**  
shown with single sliding door use with secondary height storage



**40" h Worksurface Storage Tower**  
shown with 36" w side entry wardrobe with open shelf use with primary height storage

## Credenza Access Kneespace Panel used with Rectangular Top with Rails

Credenza Access Kneespace Panel available for use with Secondary Storage Units and Rectangular Top with Rails.

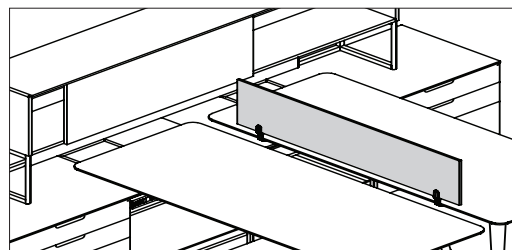


Top Width	Access Panel Model #	Pedestal Height
A	B	C
48"	DY7-WMP-1S-3024	Secondary Height
51"	DY7-WMP-1S-3324	Secondary Height
54"	DY7-WMP-1S-3624	Secondary Height
60"	DY7-WMP-1S-4224	Secondary Height
63"	DY7-WMP-1S-4524	Secondary Height
66"	DY7-WMP-1S-4824	Secondary Height
66"	DY7-WMP-1S-5424	Secondary Height

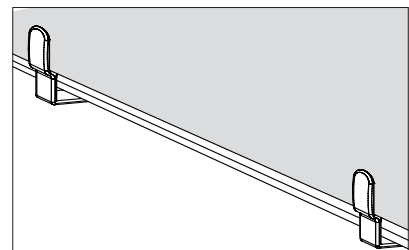
## Magnetic Textile Privacy Screen

Privacy Panel is an upholstered substrate of wood and metal. Privacy Screen brackets attach to the underside of a wood table desk. Fabric must be specified at the time of the order.

Table Width	Privacy Panel Model #
78"	DY9-PVS-1-6012
72"	DY9-PVS-1-5412
66"	DY9-PVS-1-4812
60"	DY9-PVS-1-4212
54"	DY9-PVS-1-3612
48"	DY9-PVS-1-3012



only one panel is needed in dual setting

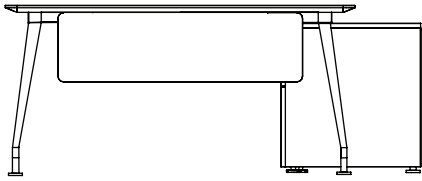


brackets are beveled to match edge profile and powder coated in arctic silver

## iXY Product Information

### Optional Modesty Panel - Table Desk - Pricing Charts

Use the chart below to determine the list price to be added to your Table Desk when ordering an optional modesty panel.



#### Chart 1

- 4 Leg Table Desk
- 4 Leg Bow Table Desk
- 3 Leg Pedestal Supported Pivoting Table Desk (Veneer)
- 3 Leg Pedestal Supported Fixed Table Desk

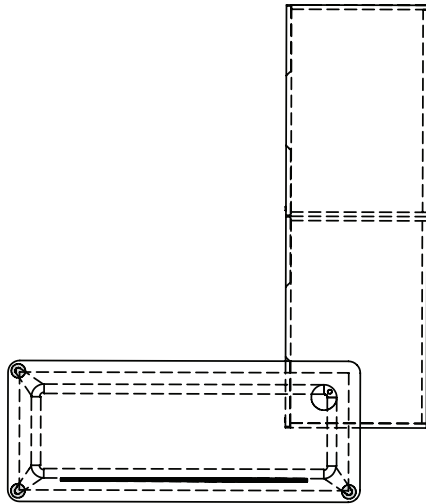
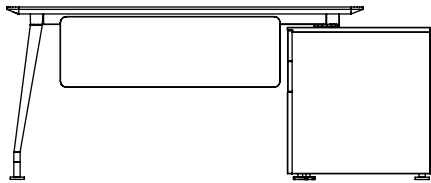


Table Width	Modesty Panel Width	List Price
78"	60"	\$604
72"	54"	\$546
66"	48"	\$494
60"	42"	\$441
54"	36"	\$378
48"	30"	\$326



#### Chart 2

- 2 Leg Fixed Pedestal Support Table Desk

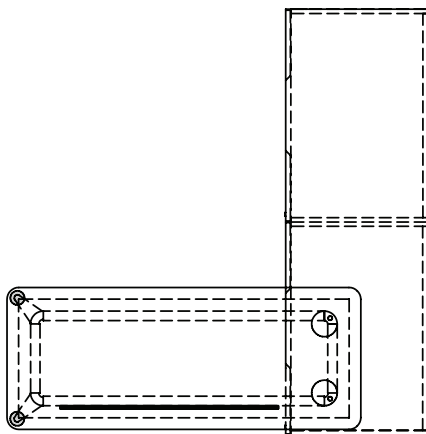
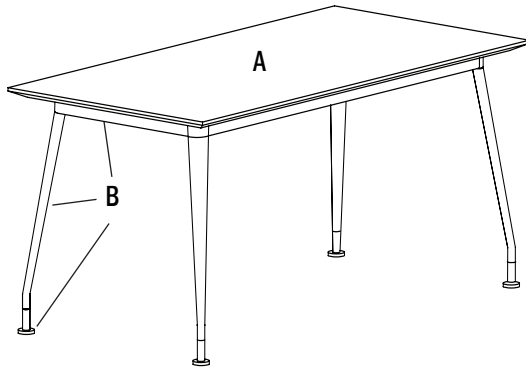


Table Width	Modesty Panel Width	List Price
78"	55"	\$567
72"	49"	\$504
66"	43"	\$473
60"	37"	\$399
54"	31"	\$336
48"	25"	\$294

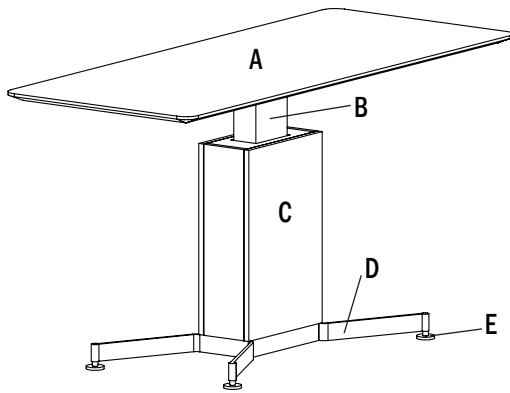
# iXY Product Information

## Finish Features and Options

### Table Desks

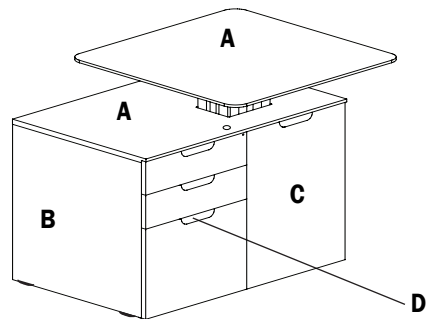


- A Worksurface**
  - Veneer
  - Clear Glass
  - Back Painted Glass in Bright White  
*(note: glass not available in all configurations)*
- B Frame**
  - Scheme 1
    - Legs & Apron Rails - Arctic Silver
    - Glides - Arctic Silver
  - Scheme 2
    - Legs & Apron Rails - Bright White
    - Glides - Arctic Silver
  - Scheme 3
    - Legs - Polish Aluminum
    - Apron Rails - Bright Aluminum
    - Glides - Chrome




- A Worksurface** - Veneer
- B Lift** - Anodized Aluminum
- C Chassis** - Veneer or Paint
- D Legs/Base** - Arctic Silver or Bright White
- E Glides** - Arctic Silver

### Cabinets - Overheads



- A Worksurface** - Veneer
- B Chassis** - Veneer
- C Door and Drawer Fronts** - Veneer or Paint
- D Recessed Pull Back Plate** - Arctic Silver or Bright White  
*(note prism pull is available in matte nickel or chrome)*



Glass Doors on Overhead Cabinets and Magnetic Markerboard

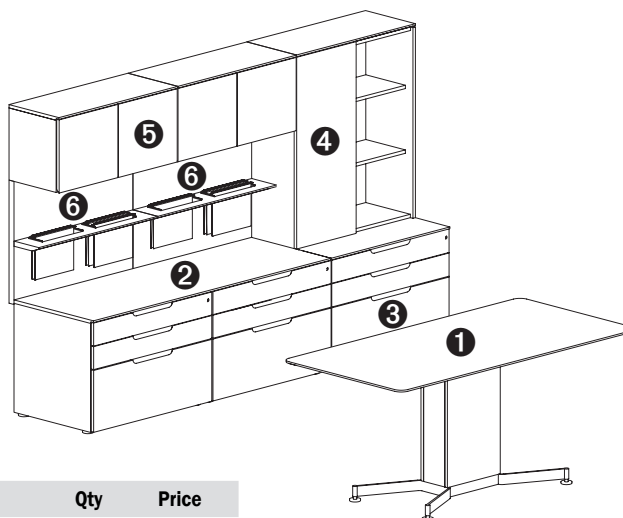
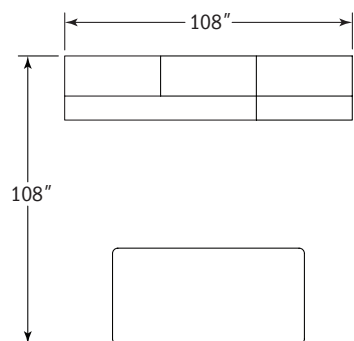
Doors and markerboards have a thin aluminum profile...low iron glass is back painted in Bright White. Markerboards have a metal plate that adheres to the back side of the glass.






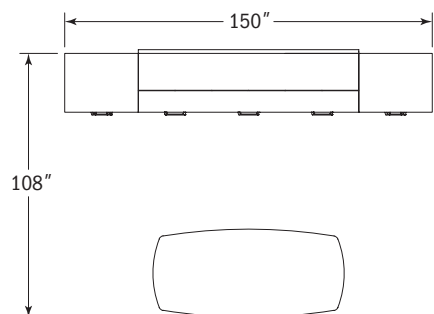
## iXY - Typicals

### iXY001



Model	Description	Qty	Price	
1	DY1-TDR-CS-3672	fixed height table desk - rectangular	1	\$3,917
2	DY2-DST-1S-2472	secondary height utility/box/file lateral file credenza	1	\$3,749
3	DY6 -FPB-1S-2436	utility/box/file lateral file pedestal	1	\$2,079
4	DY5-TST-1-1536	42"h sliding door storage tower	1	\$3,150
5	DY4-BBW-1-1572	wall mount overhead with four doors	1	\$2,904
6	DY7-MWP-FT-0936	veneer wall panel with file shelf	2	\$3,424
	DY9-VLB-1-0872	valance	1	\$714
<b>Typical List Price</b>			<b>\$19,937</b>	

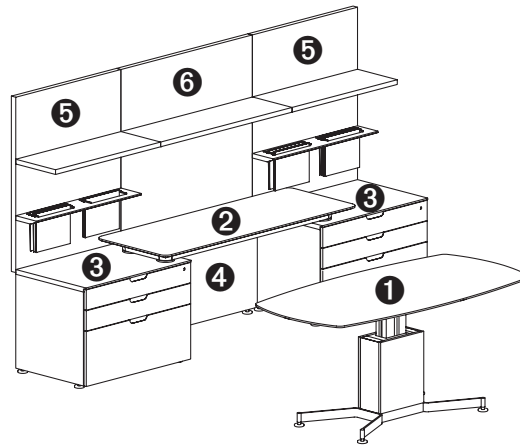
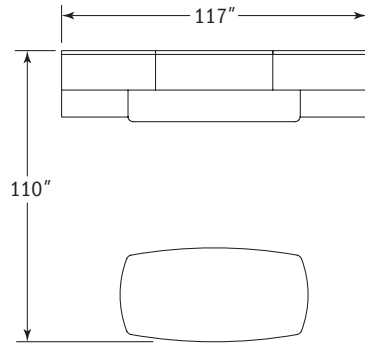
### iXY002



Model	Description	Qty	Price	
1	DY1-TDB-1-3678	bow table desk with back painted glass	1	\$5,681
2	DY7-FLS-1-2430	file/file lateral file pedestal without top, shown with optional prism pull	3	\$5,670
3	DY7-WTU-1-2490	90"w primary height storage top	1	\$1,497
4	DY6-DDT-1-2436	69"h storage unit with two drawer lateral file, shown with optional prism pull	2	\$6,532
5	DY9-HTB-1-3024	wall mounted tackboard, COM	3	\$1,587
6	DY4-BBW-1-1590	wall mount overhead with glass doors	1	\$4,830
	DY9-VLB-1-0890	valance	1	\$914
<b>Typical List Price</b>			<b>\$26,711</b>	

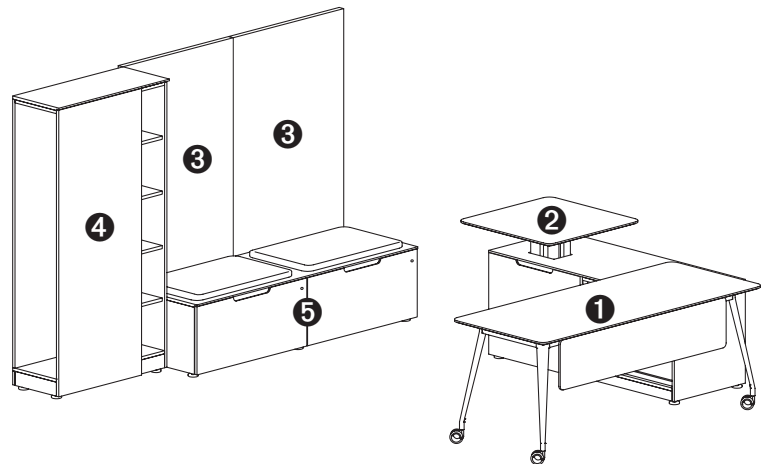
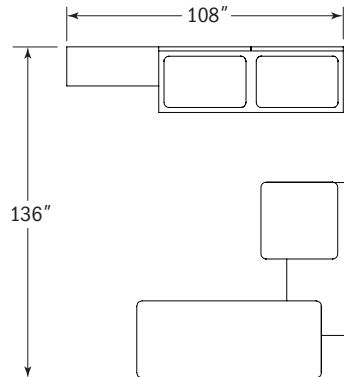
## iXY - Typical

### iXY003



Model	Description	Qty	Price
1 DY1-TDB-AP-3672	bow adjustable height table desk	1	\$5,980
2 DY7-WTR-1-2463	rectangular top with rails	1	\$1,985
3 DY6-FPB-1S-2436	secondary height lateral file pedestal	2	\$4,158
4 DY7-WMP-1S-4524	secondary height modesty access panel	1	\$1,008
5 DY7-MWP-FT-1536	wall panel - veneer with upper shelf and file shelf	2	\$3,854
6 DY7-MWP-ST-1545	wall panel - veneer with upper shelf	1	\$1,722
DY9-VLB-1-08117	valance	1	\$1,140
<b>Typical List Price</b>			<b>\$19,847</b>


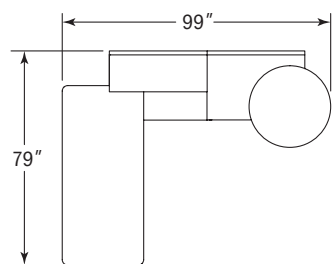
### iXY004



Model	Description	Qty	Price
1 DY1-TDR-PV-3072R	pedestal supported pivoting table desk (3 legs) with modesty panel	1	\$3,171
2 DY6-TFS-AS-2460L	sliding door technology credenza with flush adj. height worksurface and pull-out equipment tray	1	\$7,216
3 DY7-TWP-IT-0236	45"w tackable wall panel, COM	2	\$1,744
4 DY6-SWT-1-1536L	69"h side wardrobe with open shelf	1	\$3,266
5 DY6-FLA-1-2472	lateral file bench with cushions, COM	1	\$3,362
<b>Typical List Price</b>			<b>\$18,759</b>

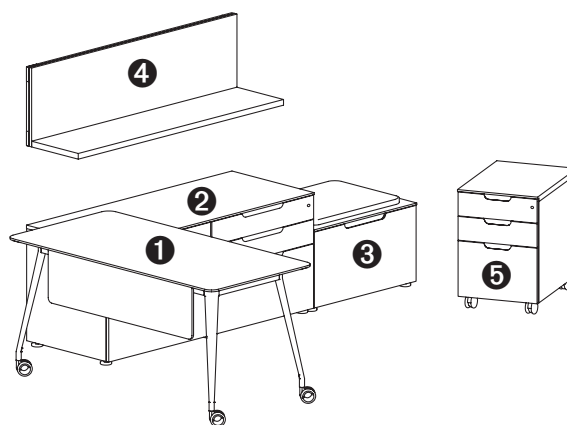
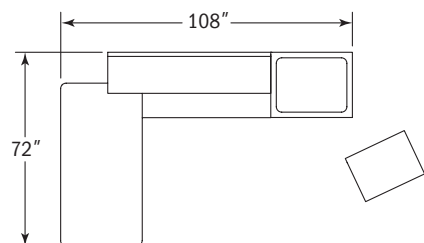
## iXY - Typical

### iXY005



Model	Description	Qty	Price
1 DY1-TDR-FX-3066L	pedestal supported fixed table desk (3 legs)	1	\$2,505
2 DY6-DCP-AS-2436R	U/B/F hinged door pedestal with cantilevered adj. height worksurface	1	\$5,497
3 DY6-FPB-1S-2436	U/B/F lateral file pedestal (secondary height)	1	\$2,079
4 DY7-TWP-1S-0236	tackable wall panel, COM	1	\$919
5 DY7-MWP-FT-1536	veneer wall panel with upper shelf and file shelf	1	\$1,927
<b>Typical List Price</b>			<b>\$12,927</b>

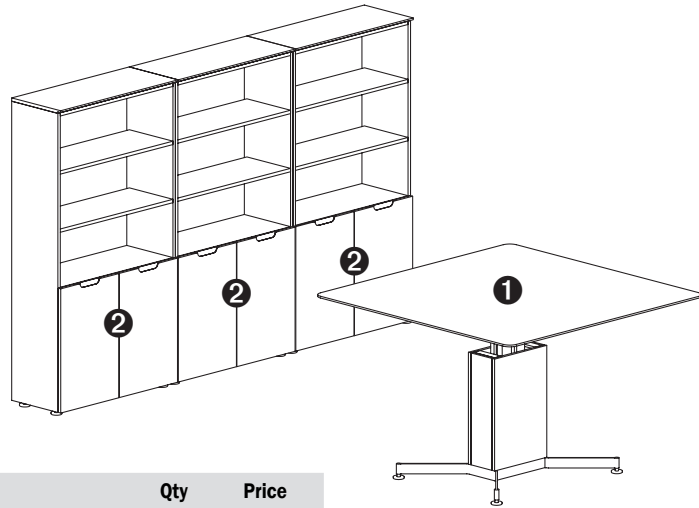
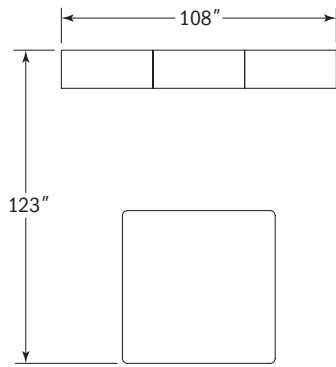
### iXY006



Model	Description	Qty	Price
1 DY1-TDR-PV-3060L	pedestal supported pivoting table desk with partial modesty panel	1	\$2,888
2 DY2-DST-1S-2460	secondary height lateral file credenza	1	\$3,675
3 DY6-FLA-1-2430	lateral file bench with cushions, COM	1	\$1,843
4 DY4-WLS-1-1560	wall mounted overhead shelf	1	\$1,565
5 DY6-MBP-1-2418	mobile pedestal	1	\$1,906
<b>Typical List Price</b>			<b>\$11,877</b>

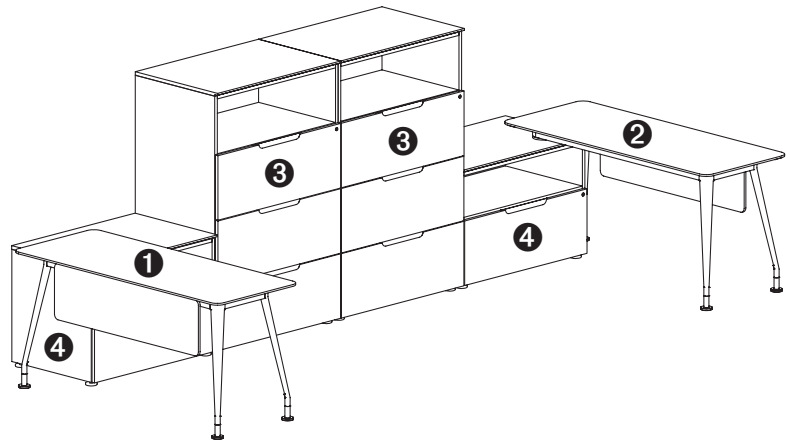
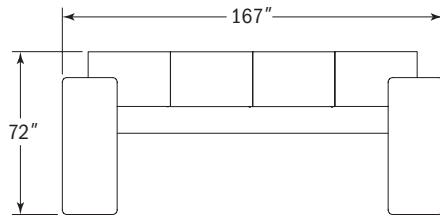
## iXY - Typical

### iXY007



Model	Description	Qty	Price
1 DY8-MTL-AP-6060	adj. height meeting table, square	1	\$5,718
2 DY6-BHT-1-1536	69"h hinged door with pass-thru top compartment	3	\$8,160
<b>Typical List Price</b>			<b>\$13,878</b>

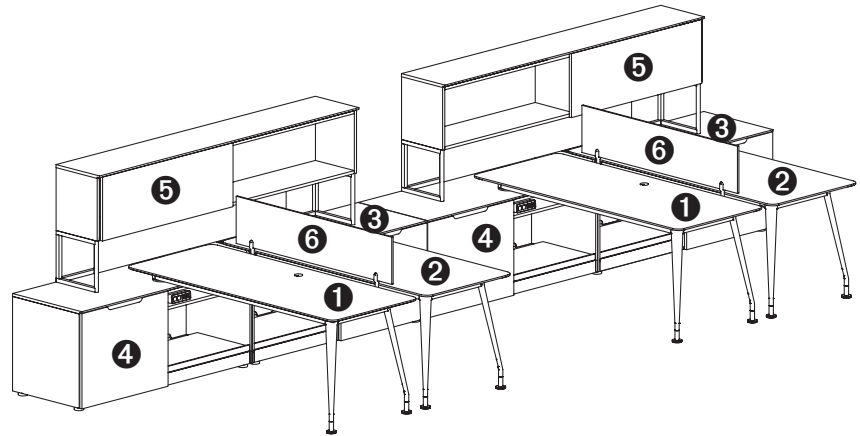
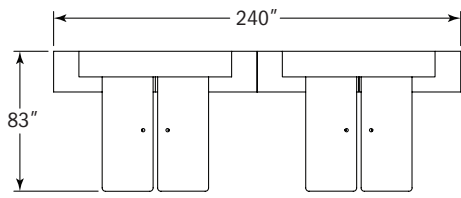
### iXY008



Model	Description	Qty	Price
1 DY1-TDR-FX-2460L	pedestal supported fixed table desk with partial modesty panel, left	1	\$2,688
2 DY1-TDR-FX-2460R	pedestal supported fixed table desk with partial modesty panel, right	1	\$2,688
3 DY6-ODS-F3-2436	56"h three drawer lateral file with open top compartment	2	\$6,396
4 DY6-FLO-1S-2436	open lateral file pedestal - secondary height	2	\$3,666
<b>Typical List Price</b>			<b>\$15,438</b>

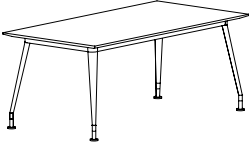
# iXY - Typicals

## iXY009




Model	Description	Qty	Price
1 DY1-LRR-1-3072R	pedestal supported fixed table desk w/two legs, right	2	\$5,062
2 DY1-LRR-1-3072L	pedestal supported fixed table desk w/two legs, left	2	\$5,062
3 DY6-TCR-SS-2460R	sliding door technology credenza with pull-out equipment tray	2	\$9,130
4 DY6-TCR-SS-2460L	sliding door technology credenza with pull-out equipment tray	2	\$9,130
5 DY4-BSD-1-1590	40"h overhead storage with risers, tackboard (COM)	2	\$9,548
6 DY9-PVS-1-5412	54"w privacy screen, COM	2	\$1,542
<b>Typical List Price</b>			<b>\$39,474</b>



Description	D	W	H	CTN WT	CU FT	① Model	Wood	Clear Glass	Back Painted Glass
	36	78	29 1/4	156	57	DY1-TDR-1-3678	\$2,888	\$4,988	\$5,471
	36	72	29 1/4	131	52	DY1-TDR-1-3672	\$2,772	\$4,710	\$5,156
	36	66	29 1/4	125	48	DY1-TDR-1-3666	\$2,688	\$4,463	\$4,872
	30	78	29 1/4	124	48	DY1-TDR-1-3078	\$2,793	\$4,536	\$4,941
	30	72	29 1/4	116	44	DY1-TDR-1-3072	\$2,688	\$4,300	\$4,673
	30	66	29 1/4	108	41	DY1-TDR-1-3066	\$2,599	\$4,080	\$4,421
	30	60	29 1/4	99	37	DY1-TDR-1-3060	\$2,510	\$3,854	\$4,164
	30	54	29 1/4	91	33	DY1-TDR-1-3054	\$2,457	\$3,670	\$3,948
	24	78	29 1/4	104	39	DY1-TDR-1-2478	\$2,552	\$3,948	\$4,274
	24	72	29 1/4	98	36	DY1-TDR-1-2472	\$2,468	\$3,759	\$4,059
	24	66	29 1/4	91	33	DY1-TDR-1-2466	\$2,405	\$3,586	\$3,859
	24	60	29 1/4	84	30	DY1-TDR-1-2460	\$2,342	\$3,418	\$3,665
	24	54	29 1/4	78	27	DY1-TDR-1-2454	\$2,279	\$3,245	\$3,471
	24	48	29 1/4	71	24	DY1-TDR-1-2448	\$2,216	\$3,077	\$3,276


- shaped all sides
- leg finish - specify Arctic Silver or Bright White (no upcharge), Polished Aluminum, add \$462 list upcharge per table
- wire chase clips on all legs
- wire extrusion channel included
- leveling glides
- non-locking casters available on front legs, specify when ordering; no upcharge
- non-locking casters available on all four legs, specify when ordering; no upcharge
- optional partial modesty panel available, specify species/finish or paint finish when ordering; see page 461 for list upcharge (wood modesty panel must match wood top when specified)
- privacy screen available see pages 570-571
- grommet available, specify and add \$79 list each; see page 451
- NOTE: casters, grommets or privacy screen not available on glass tops

Excluded from GSA Contract

Description	D	W	H	CTN WT	CU FT	① Model	Wood	Clear Glass	Back Painted Glass
	36	78	29 ¼	140	57	DY1-TDB-1-3678	\$3,098	\$5,198	\$5,681
	36	72	29 ¼	129	52	DY1-TDB-1-3672	\$2,982	\$4,920	\$5,366

- shaped all sides
- leg finish - specify Arctic Silver or Bright White (no upcharge), Polished Aluminum, add \$462 list upcharge per table ▲
- wire chase clips on all legs
- wire extrusion channel included
- leveling glides
- non-locking casters available on front legs, specify when ordering; no upcharge
- non-locking casters available on all four legs, specify when ordering; no upcharge
- optional partial modesty panel available, specify species/finish or paint finish when ordering; see page 461 for list upcharge (wood modesty panel must match wood top when specified)
- grommet available, specify and add \$79 list each; see page 451
- NOTE: casters, grommets or privacy screen not available on glass tops

Excluded from GSA Contract

Round Table Desk	D	W	H	CTN WT	CU FT	① Model	Wood	Clear Glass	Back Painted Glass
	60	60	29 ¼	169	72	DY8-MTL-1-0060	\$2,751	\$4,851	\$5,334
	54	54	29 ¼	141	59	DY8-MTL-1-0054	\$2,625	\$4,368	\$4,773
	48	48	29 ¼	118	47	DY8-MTL-1-0048	\$2,499	\$3,843	\$4,153

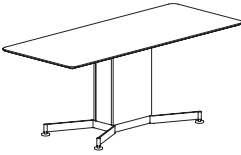
- leg finish - specify Arctic Silver or Bright White (no upcharge), Polished Aluminum, add \$462 list upcharge per table
- wire chase clips on all legs
- wire extrusion channel included
- leveling glides
- non-locking casters available on all four legs, specify when ordering; no upcharge
- NOTE: casters not available on glass tops

Excluded from GSA Contract

**To Order, Specify:**

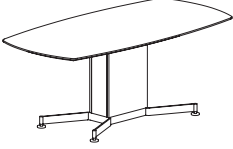
- ① Model Number
- ② Wood Species on Top - Cherry (CH1), Maple (MA1), Walnut (WA1) or Double Cut (DC1) (see page 448)
- ③ Finish Color for Top (see page 449)
- ④ Leg Color (see page 450)



Description	D	W	H	CTN WT	CU FT	① Model	List Price
<b>Fixed Height Table Desk</b> 	36	72	29 ¼	179	52	DY1-TDR-CS-3672	\$3,917
	34	60	29 ¼	159	42	DY1-TDR-CS-3460	\$3,654
	34	54	29 ¼	148	38	DY1-TDR-CS-3454	\$3,602

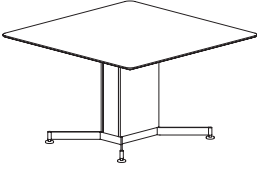
- shaped all sides
- removable access panel
- leveling glides
- grommet available, specify and add \$79 list each; see page 451

Excluded from GSA Contract

<b>Bow Fixed Height Table Desk</b> 	36	72	29 ¼	179	52	DY1-TDB-CS-3672	\$4,127
--	----	----	------	-----	----	-----------------	---------

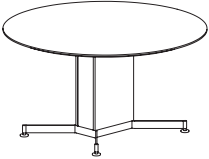
- shaped all sides
- removable access panel
- leveling glides
- grommet available, specify and add \$79 list each; see page 451

Excluded from GSA Contract

<b>Square Fixed Height Meeting Table</b> 	60	60	29 ¼	298	72	DY8-MTL-CS-6060	\$3,864
	54	54	29 ¼	274	59	DY8-MTL-CS-5454	\$3,738
	48	48	29 ¼	253	47	DY8-MTL-CS-4848	\$3,612

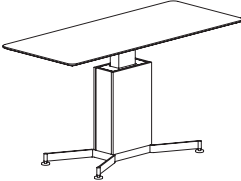
- shaped all sides
- removable access panel
- leveling glides

Excluded from GSA Contract

<b>Round Fixed Height Meeting Table</b> 	60	60	29 ¼	293	72	DY8-MTL-CS-0060	\$3,896
	54	54	29 ¼	269	59	DY8-MTL-CS-0054	\$3,770
	48	48	29 ¼	248	47	DY8-MTL-CS-0048	\$3,644


- removable access panel
- leveling glides

Excluded from GSA Contract

<b>Adjustable Height Table Desk</b> 	36	72	Adj.	219	53	DY1-TDR-AP-3672	\$5,770
	34	60	Adj.	199	42	DY1-TDR-AP-3460	\$5,508
	34	54	Adj.	188	38	DY1-TDR-AP-3454	\$5,455

- shaped all sides
- removable access panel
- leveling glides
- motorized adjustable height
- 29 ¾"-42 ¼" height adjustment
- grommet available, specify and add \$79 list each; see page 451

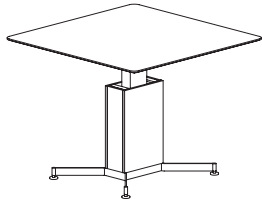
Excluded from GSA Contract

<b>Bow Adjustable Height Table Desk</b> 	36	72	Adj.	219	53	DY1-TDB-AP-3672	\$5,980
---	----	----	------	-----	----	-----------------	---------

- shaped all sides
- removable access panel
- leveling glides
- motorized adjustable height
- 29 ¾"-42 ¼" height adjustment
- grommet available, specify and add \$79 list each; see page 451

Excluded from GSA Contract

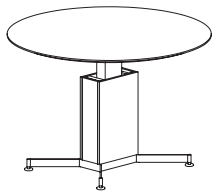
Description	D	W	H	CTN WT	CU FT	① Model	List Price
Square Adjustable Height Meeting Table	60	60	Adj.	329	73	DY8-MTL-AP-6060	\$5,718
	54	54	Adj.	304	59	DY8-MTL-AP-5454	\$5,592
	48	48	Adj.	283	47	DY8-MTL-AP-4848	\$5,466



- shaped all sides
- removable access panel
- leveling glides
- motorized adjustable height
- 29 3/4"-42 1/4" height adjustment

Excluded from GSA Contract

Round Adjustable Height Meeting Table	60	60	Adj.	324	73	DY8-MTL-AP-0060	\$5,749
	54	54	Adj.	299	59	DY8-MTL-AP-0054	\$5,623
	48	48	Adj.	278	47	DY8-MTL-AP-0048	\$5,497



- removable access panel
- leveling glides
- motorized adjustable height
- 29 3/4"-42 1/4" height adjustment

Excluded from GSA Contract

Squircle Adjustable Height Table	30	30	Adj.	42	19	DY8-JDF-AP-3030 ▲	\$2,347
	24	24	Adj.	34	13	DY8-JDF-AP-2424 ▲	\$2,077



- shaped all sides
- non-locking casters
- pneumatic height adjustment
- 29"-39" height adjustment

Excluded from GSA Contract

Round Adjustable Height Table	36	36	Adj.	46	27	DY8-JDF-AP-0036 ▲	\$2,363
	30	30	Adj.	39	19	DY8-JDF-AP-0030 ▲	\$2,266




- non-locking casters
- pneumatic height adjustment
- 29"- 39" height adjustment

Excluded from GSA Contract

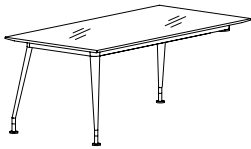
**To Order, Specify:**

- ① Model Number
- ② Wood Species on Top - Cherry (CH1), Maple (MA1), Walnut (WA1) or Double Cut (DC1) (see page 448)
- ③ Finish Color for Top (see page 449)
- ④ Color for Chassis (see page 449)
  - a.) Same as Top
  - b.) Paint Color (see page 449)
- ⑤ Leg/Base Color (see page 450)

Description	D	W	H	CTN WT	CU FT	① Model	List Price
<b>Pedestal Supported Pivoting Wood Table Desk</b>   left shown	36	78	29 ¼	139	57	DY1-TDR-PV-3678R	\$2,825
	36	78	29 ¼	139	57	DY1-TDR-PV-3678L	\$2,825
	36	72	29 ¼	129	52	DY1-TDR-PV-3672R	\$2,709
	36	72	29 ¼	129	52	DY1-TDR-PV-3672L	\$2,709
	36	66	29 ¼	130	48	DY1-TDR-PV-3666R	\$2,625
	36	66	29 ¼	130	48	DY1-TDR-PV-3666L	\$2,625
	30	78	29 ¼	122	48	DY1-TDR-PV-3078R	\$2,730
	30	78	29 ¼	122	48	DY1-TDR-PV-3078L	\$2,730
	30	72	29 ¼	114	44	DY1-TDR-PV-3072R	\$2,625
	30	72	29 ¼	114	44	DY1-TDR-PV-3072L	\$2,625
	30	66	29 ¼	106	41	DY1-TDR-PV-3066R	\$2,536
	30	66	29 ¼	106	41	DY1-TDR-PV-3066L	\$2,536
	30	60	29 ¼	98	37	DY1-TDR-PV-3060R	\$2,447
	30	60	29 ¼	98	37	DY1-TDR-PV-3060L	\$2,447
	30	54	29 ¼	89	33	DY1-TDR-PV-3054R	\$2,394
	30	54	29 ¼	89	33	DY1-TDR-PV-3054L	\$2,394

- shaped all sides
- use with secondary height pedestal or credenza
- three legs
- leg finish - specify Arctic Silver or Bright White (no upcharge), Polished Aluminum, add \$462 list upcharge per table ▲
- wire chase clips on all legs
- wire extrusion channel included
- non-locking casters
- optional leveling glides available, specify when ordering; no upcharge
- optional partial modesty panel available, specify species/finish or paint finish when ordering; see page 461 for list upcharge (wood modesty panel must match wood top when specified)
- privacy screen available see page 460
- grommet available, specify and add \$79 list each; see page 451

Excluded from GSA Contract

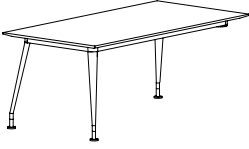
Description	D	W	H	CTN WT	CU FT	① Model	List Price
 <p>left shown</p>	36	78	29 ¼	137	57	DY1-TDR-PG-3678R	\$5,203
	36	78	29 ¼	137	57	DY1-TDR-PG-3678L	\$5,565
	36	72	29 ¼	128	52	DY1-TDR-PG-3672R	\$5,203
	36	72	29 ¼	128	52	DY1-TDR-PG-3672L	\$5,203
	36	66	29 ¼	119	48	DY1-TDR-PG-3666R	\$4,647
	36	66	29 ¼	119	48	DY1-TDR-PG-3666L	\$4,647
	30	78	29 ¼	119	48	DY1-TDR-PG-3078R	\$4,883
	30	78	29 ¼	119	48	DY1-TDR-PG-3078L	\$4,883
	30	72	29 ¼	112	44	DY1-TDR-PG-3072R	\$4,647
	30	72	29 ¼	112	44	DY1-TDR-PG-3072L	\$4,647
	30	66	29 ¼	104	41	DY1-TDR-PG-3066R	\$4,531
	30	66	29 ¼	104	41	DY1-TDR-PG-3066L	\$4,531
	30	60	29 ¼	96	37	DY1-TDR-PG-3060R	\$4,416
	30	60	29 ¼	96	37	DY1-TDR-PG-3060L	\$4,416
	30	54	29 ¼	89	33	DY1-TDR-PG-3054R	\$4,284
	30	54	29 ¼	89	33	DY1-TDR-PG-3054L	\$4,284

- use with secondary height pedestal or credenza
- back painted glass
- three legs
- leg finish - specify Arctic Silver or Bright White (no upcharge), Polished Aluminum, add \$462 list upcharge per table ▲
- wire chase clips on all legs
- wire extrusion channel included
- leveling glides
- optional partial modesty panel available, specify species/finish or paint finish when ordering; see page 461 for list upcharge (wood modesty panel must match wood top when specified)

Excluded from GSA Contract

**To Order, Specify:**

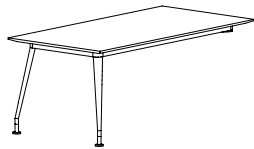
- ① Model Number
- ② Wood Species on Top - Cherry (CH1), Maple (MA1), Walnut (WA1) or Double Cut (DC1) (see page 448)
- ③ Finish Color for Top (see page 449)
- ④ Leg Color (see page 450)

Description	D	W	H	CTN WT	CU FT	① Model	Wood	Back Painted Glass
Pedestal Supported Fixed Table Desk with Three Legs	36	78	29 ¼	139	57	DY1-TDR-FX-3678R	\$2,793	\$5,376
	36	78	29 ¼	139	57	DY1-TDR-FX-3678L	\$2,793	\$5,376
	36	72	29 ¼	129	52	DY1-TDR-FX-3672R	\$2,678	\$5,061
	36	72	29 ¼	129	52	DY1-TDR-FX-3672L	\$2,678	\$5,061
	36	66	29 ¼	122	48	DY1-TDR-FX-3666R	\$2,594	\$4,778
	36	66	29 ¼	122	48	DY1-TDR-FX-3666L	\$2,594	\$4,778
	30	78	29 ¼	131	48	DY1-TDR-FX-3078R	\$2,699	\$4,846
	30	78	29 ¼	131	48	DY1-TDR-FX-3078L	\$2,699	\$4,846
	30	72	29 ¼	114	44	DY1-TDR-FX-3072R	\$2,594	\$4,578
	30	72	29 ¼	114	44	DY1-TDR-FX-3072L	\$2,594	\$4,578
	30	66	29 ¼	126	41	DY1-TDR-FX-3066R	\$2,505	\$4,326
	30	66	29 ¼	126	41	DY1-TDR-FX-3066L	\$2,505	\$4,326
	30	60	29 ¼	98	37	DY1-TDR-FX-3060R	\$2,415	\$4,069
	30	60	29 ¼	98	37	DY1-TDR-FX-3060L	\$2,415	\$4,069
	30	54	29 ¼	95	33	DY1-TDR-FX-3054R	\$2,363	\$3,854
	30	54	29 ¼	95	33	DY1-TDR-FX-3054L	\$2,363	\$3,854
	24	78	29 ¼	102	39	DY1-TDR-FX-2478R	\$2,457	\$4,179
	24	78	29 ¼	102	39	DY1-TDR-FX-2478L	\$2,457	\$4,179
	24	72	29 ¼	96	36	DY1-TDR-FX-2472R	\$2,373	\$3,964
	24	72	29 ¼	96	36	DY1-TDR-FX-2472L	\$2,373	\$3,964
	24	66	29 ¼	89	33	DY1-TDR-FX-2466R	\$2,310	\$3,765
	24	66	29 ¼	89	33	DY1-TDR-FX-2466L	\$2,310	\$3,765
	24	60	29 ¼	82	30	DY1-TDR-FX-2460R	\$2,247	\$3,570
	24	60	29 ¼	82	30	DY1-TDR-FX-2460L	\$2,247	\$3,570
	24	54	29 ¼	76	27	DY1-TDR-FX-2454R	\$2,184	\$3,376
	24	54	29 ¼	76	27	DY1-TDR-FX-2454L	\$2,184	\$3,376
	24	48	29 ¼	69	24	DY1-TDR-FX-2448R	\$2,121	\$3,182
	24	48	29 ¼	69	24	DY1-TDR-FX-2448L	\$2,121	\$3,182

left shown

- shaped all sides
- use with secondary height pedestal or credenza
- three legs with leveling glides
- leg finish - specify Arctic Silver or Bright White (no upcharge)
- Polished Aluminum, add \$462 list upcharge per table ▲
- wire chase clips on all legs
- wire extrusion channel included
- optional partial modesty panel available, specify species/finish or paint finish when ordering; see page 461 for list upcharge (wood modesty panel must match wood top when specified)
- privacy screen available see page 460
- grommet available, specify and add \$79 list each; see page 451
- NOTE: grommets not available on glass tops

Excluded from GSA Contract

Description	D	W	H	CTN WT	CU FT	① Model	Wood	Back Painted Glass
Pedestal Supported Fixed Table Desk with Two Legs	36	78	29 ¼	137	57	DY1-LRR-1-3678R	\$2,730	\$5,313
	36	78	29 ¼	137	57	DY1-LRR-1-3678L	\$2,730	\$5,313
 left shown	36	72	29 ¼	120	52	DY1-LRR-1-3672R	\$2,615	\$4,998
	36	72	29 ¼	120	52	DY1-LRR-1-3672L	\$2,615	\$4,998
	36	66	29 ¼	121	48	DY1-LRR-1-3666R	\$2,531	\$4,715
	36	66	29 ¼	121	48	DY1-LRR-1-3666L	\$2,531	\$4,715
	30	78	29 ¼	121	48	DY1-LRR-1-3078R	\$2,636	\$4,783
	30	78	29 ¼	121	48	DY1-LRR-1-3078L	\$2,636	\$4,783
	30	72	29 ¼	113	44	DY1-LRR-1-3072R	\$2,531	\$4,515
	30	72	29 ¼	113	44	DY1-LRR-1-3072L	\$2,531	\$4,515
	30	66	29 ¼	105	41	DY1-LRR-1-3066R	\$2,442	\$4,263
	30	66	29 ¼	105	41	DY1-LRR-1-3066L	\$2,442	\$4,263
	30	60	29 ¼	96	37	DY1-LRR-1-3060R	\$2,352	\$4,006
	30	60	29 ¼	96	37	DY1-LRR-1-3060L	\$2,352	\$4,006
	30	54	29 ¼	88	33	DY1-LRR-1-3054R	\$2,300	\$3,791
	30	54	29 ¼	88	33	DY1-LRR-1-3054L	\$2,300	\$3,791
	24	78	29 ¼	101	39	DY1-LRR-1-2478R	\$2,394	\$4,116
	24	78	29 ¼	101	39	DY1-LRR-1-2478L	\$2,394	\$4,116
	24	72	29 ¼	94	36	DY1-LRR-1-2472R	\$2,310	\$3,901
	24	72	29 ¼	94	36	DY1-LRR-1-2472L	\$2,310	\$3,901
	24	66	29 ¼	88	33	DY1-LRR-1-2466R	\$2,247	\$3,702
	24	66	29 ¼	88	33	DY1-LRR-1-2466L	\$2,247	\$3,702
	24	60	29 ¼	80	30	DY1-LRR-1-2460R	\$2,184	\$3,507
	24	60	29 ¼	80	30	DY1-LRR-1-2460L	\$2,184	\$3,507
	24	54	29 ¼	74	27	DY1-LRR-1-2454R	\$2,121	\$3,313
	24	54	29 ¼	74	27	DY1-LRR-1-2454L	\$2,121	\$3,313
	24	48	29 ¼	67	24	DY1-LRR-1-2448R	\$2,058	\$3,119
	24	48	29 ¼	67	24	DY1-LRR-1-2448L	\$2,058	\$3,119

- shaped all sides
- use with secondary height pedestal or credenza
- two legs with leveling glides
- leg finish - specify Arctic Silver or Bright White (no upcharge)  
Polished Aluminum, add \$440 list upcharge per table ▲
- wire chase clips on all legs
- wire extrusion channel included
- optional partial modesty panel available, specify species/finish or paint finish when ordering;  
see page 461 for list upcharge (wood modesty panel must match wood top when specified)
- privacy screen available see page 460
- grommet available, specify and add \$75 list each; see page 451
- NOTE: grommets not available on glass tops

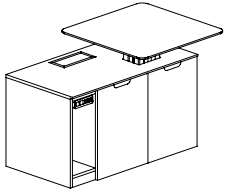
Excluded from GSA Contract

**To Order, Specify:**

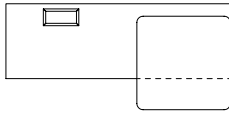
- ① Model Number
- ② Wood Species on Top - Cherry (CH1), Maple (MA1),  
Walnut (WA1) or Double Cut (DC1) (see page 448)
- ③ Finish Color for Top (see page 449)
- ④ Leg Color (see page 450)

## Secondary Height

Description	D	W	H	CTN WT	CU FT	① Model	List Price
Technology Pedestal with Flush Adjustable Height Worksurface	24	45	25 ¾	225	23	DY6-TFH-AS-2445R	\$6,447
	24	45	25 ¾	225	23	DY6-TFH-AS-2445L	\$6,447



right shown

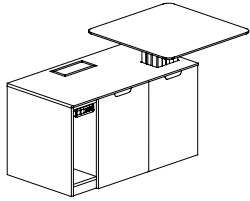


- 30" square flush adjustable height worksurface
- height range: 29¾"-42¼"
- recessed pulls standard, optional prism pulls available; specify when ordering
- 36"w hinged door compartment
- 9"w open equipment storage
- adjustable shelf
- soft close doors
- ventilated removable back panel
- surface power unit
- pull-out power unit
- adjustable levelers/glides
- worksurface overhangs front of cabinet 10"
- optional 30" round adjustable height worksurface available, specify when ordering; no upcharge
- locking doors available, specify and add \$105 list
- no surface power unit, indicate when ordering and deduct \$370 list
- no pull-out power unit, indicate when ordering and deduct \$350 list
- spindle plate location: right unit LS1, LC2; left unit RS1, RC2 (see pages 454-455 to determine location)
- overall dimension: 34" x 45"

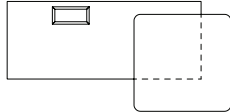
Excluded from GSA Contract

Secondary Height

Description	D	W	H	CTN WT	CU FT	① Model	List Price
Technology Pedestal with Cantilevered Adjustable Height Worksurface	24	45	25 ¾	225	23	DY6-TCH-AS-2445R	\$6,447
	24	45	25 ¾	225	23	DY6-TCH-AS-2445L	\$6,447



right shown



- 30" square cantilevered adjustable height worksurface
- height range: 29¾"-42¼"
- recessed pulls standard, optional prism pulls available; specify when ordering
- 36"w hinged door compartment
- 9"w open equipment storage
- adjustable shelf
- soft close doors
- ventilated removable back panel
- surface power unit
- pull-out power unit
- adjustable levelers/glides
- worksurface overhangs front of cabinet 10", side of cabinet 9"
- optional 30" round adjustable height worksurface available, specify when ordering; no upcharge
- locking doors available, specify and add \$105 list
- no surface power unit, indicate when ordering and deduct \$370 list
- no pull-out power unit, indicate when ordering and deduct \$350 list
- spindle plate location: right unit LS1, LC2; left unit RS1, RC2 (see pages 454-455 to determine location)
- overall dimension: 34" x 54"

Excluded from GSA Contract

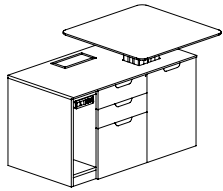
To Order, Specify:

- ① Model Number
- ② Wood Species on Tops/ Chassis - Cherry (CH1), Maple (MA1), Walnut (WA1) or Double Cut (DC1) (see page 448)
- ③ Finish Color for Tops/Chassis (see page 449)
- ④ Finish Color for Door Fronts (see page 449)
  - a.) Same as Tops/Chassis
  - b.) Paint Color (see page 449)
- ⑤ Pull Color (see page 450)

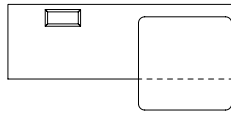


## Secondary Height

Description	D	W	H	CTN WT	CU FT	① Model	List Price
Technology Pedestal with Flush Adjustable Height Worksurface	24	45	25 ¾	260	23	DY6-TFP-AS-2445R	\$6,773
	24	45	25 ¾	260	23	DY6-TFP-AS-2445L	\$6,773



right shown

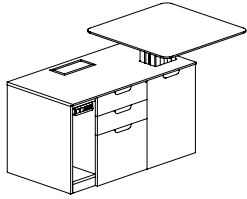


- 30" square flush adjustable height worksurface
- height range: 29¾"-42¼"
- recessed pulls standard, optional prism pulls available; specify when ordering
- 18"w utility/box/file pedestal
- soft close drawers and door
- locking drawers
- 18"w hinged door
- 9"w open equipment storage
- ventilated removable back panel
- surface power unit
- pull-out power unit
- adjustable levelers/glides
- worksurface overhangs front of cabinet 10"
- optional 30" round adjustable height worksurface available, specify when ordering; no upcharge
- utility/technology/file pedestal available in place of utility/box/file pedestal, specify when ordering; no upcharge
- locking door available, specify and add \$105 list
- no surface power unit, indicate when ordering and deduct \$370 list
- no pull-out power unit, indicate when ordering and deduct \$350 list
- spindle plate location: right unit LS1, LC2; left unit RS1, RC2 (see pages 454-455 to determine location)
- overall dimension: 34" x 45"

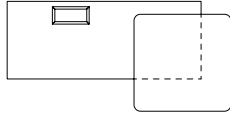
Excluded from GSA Contract

Secondary Height

Description	D	W	H	CTN WT	CU FT	① Model	List Price
Technology Pedestal with Cantilevered Adjustable Height Worksurface	24	45	25 ¾	260	23	DY6-TCP-AS-2445R	\$6,773
	24	45	25 ¾	260	23	DY6-TCP-AS-2445L	\$6,773



right shown



- 30" square cantilevered adjustable height worksurface
- height range: 29¾"-42¼"
- recessed pulls standard, optional prism pulls available; specify when ordering
- 18"w utility/box/file pedestal
- soft close drawers and door
- locking drawers
- 18"w hinged door
- 9"w open equipment storage
- ventilated removable back panel
- surface power unit
- pull-out power unit
- adjustable levelers/glides
- worksurface overhangs front of cabinet 10", side of cabinet 9"
- optional 30" round adjustable height worksurface available, specify when ordering; no upcharge
- utility/technology/file pedestal available in place of utility/box/file pedestal, specify when ordering; no upcharge
- locking door available, specify and add \$105 list
- no surface power unit, indicate when ordering and deduct \$370 list
- no pull-out power unit, indicate when ordering and deduct \$350 list
- spindle plate location: right unit LS1, LC2; left unit RS1, RC2 (see pages 454-455 to determine location)
- overall dimension: 34" x 54"

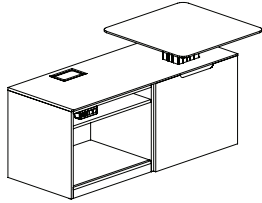
Excluded from GSA Contract

To Order, Specify:

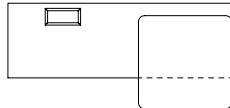
- ① Model Number
- ② Wood Species on Tops/Chassis - Cherry (CH1), Maple (MA1), Walnut (WA1) or Double Cut (DC1) (see page 448)
- ③ Finish Color for Tops/Chassis (see page 449)
- ④ Finish Color for Door/Drawer Fronts (see page 449)
  - a.) Same as Tops/Chassis
  - b.) Paint Color (see page 449)
- ⑤ Pull Color (see page 450)

## Secondary Height

Description	D	W	H	CTN WT	CU FT	① Model	List Price
Sliding Door Technology	24	72	25 ¾	323	35	DY6-TFS-AS-2472R	\$7,140
Credenza with Flush Adjustable Height Worksurface	24	72	25 ¾	323	35	DY6-TFS-AS-2472L	\$7,140
	24	60	25 ¾	290	30	DY6-TFS-AS-2460R	\$6,993
	24	60	25 ¾	290	30	DY6-TFS-AS-2460L	\$6,993



right shown

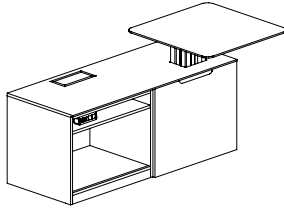


- 30" square flush adjustable height worksurface
- height range: 29¾"-42¼"
- recessed pull standard, optional prism pull available; specify when ordering
- single sliding door
- hinged door concealing lift
- adjustable shelves
- ventilated removable back panel
- surface power unit
- pull-out power unit
- adjustable levelers/glides
- worksurface overhangs front of cabinet 10"
- optional 30" round adjustable height worksurface available, specify when ordering; no upcharge
- optional pull-out equipment tray available, specify and add \$223 list
- no surface power unit, indicate when ordering and deduct \$370 list
- no pull-out power unit, indicate when ordering and deduct \$350 list
- 72"w spindle plate location: right unit LS1, L24, L30, L36, LC2; left unit RS1, R24, R30, R36, RC2 (see pages 454-455 to determine location)
- 60"w spindle plate location: right unit LS1, L24, LC2; left unit RS1, R24, RC2 (see pages 454-455 to determine location)
- DY6-TFS-AS-2472R and DY6-TFS-AS-2472L overall dimension: 34" x 72"
- DY6-TFS-AS-2460R and DY6-TFS-AS-2460L overall dimension: 34" x 60"

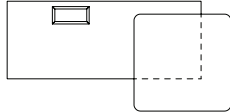
Excluded from GSA Contract

Secondary Height

Description	D	W	H	CTN WT	CU FT	① Model	List Price
Sliding Door Technology	24	72	25 ¾	323	35	DY6-TCS-AS-2472R	\$7,140
Credenza with Cantilevered Adjustable Height Worksurface	24	72	25 ¾	323	35	DY6-TCS-AS-2472L	\$7,140
	24	60	25 ¾	290	30	DY6-TCS-AS-2460R	\$6,993
	24	60	25 ¾	290	30	DY6-TCS-AS-2460L	\$6,993



right shown



- 30" square cantilevered adjustable height worksurface
- height range: 29¾"-42¼"
- recessed pull standard, optional prism pull available; specify when ordering
- single sliding door
- hinged door concealing lift
- adjustable shelves
- ventilated removable back panel
- surface power unit
- pull-out power unit
- adjustable levelers/glides
- worksurface overhangs front of cabinet 10", side of cabinet 9"
- optional 30" round adjustable height worksurface available, specify when ordering; no upcharge
- optional pull-out equipment tray available, specify and add \$223 list
- no surface power unit, indicate when ordering and deduct \$370 list
- no pull-out power unit, indicate when ordering and deduct \$350 list
- spindle plate location: right unit LS1, L24, L30, L36, LC2; left unit RS1, R24, R30, R36, RC2 (see pages 454-455 to determine location)
- DY6-TCS-AS-2472R and DY6-TCS-AS-2472L overall dimension: 34" x 81"
- DY6-TCS-AS-2460R and DY6-TCS-AS-2460L overall dimension: 34" x 69"

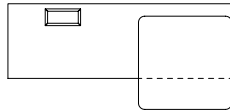
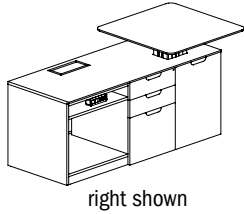
Excluded from GSA Contract

To Order, Specify:

- ① Model Number
- ② Wood Species on Tops/Chassis - Cherry (CH1), Maple (MA1), Walnut (WA1) or Double Cut (DC1) (see page 448)
- ③ Finish Color for Tops/Chassis (see page 449)
- ④ Finish Color for Door Fronts (see page 449)
  - a.) Same as Tops/Chassis
  - b.) Paint Color (see page 449)
- ⑤ Pull Color (see page 450)

## Secondary Height

Description	D	W	H	CTN WT	CU FT	① Model	List Price
Utility/Box/File - Hinged Door	24	72	25 ¾	323	35	DY6-TFC-AS-2472R	\$7,539
Technology Credenza with Flush Adjustable Height Worksurface	24	72	25 ¾	323	35	DY6-TFC-AS-2472L	\$7,539
	24	60	25 ¾	290	30	DY6-TFC-AS-2460R	\$7,434
	24	60	25 ¾	290	30	DY6-TFC-AS-2460L	\$7,434

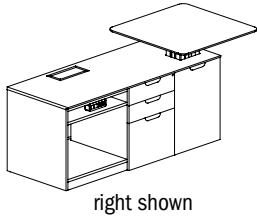


- 30" square flush adjustable height worksurface
- height range: 29¾"-42¼"
- recessed pulls standard, optional prism pulls available; specify when ordering
- 18"w utility/box/file pedestal
- soft close drawers and door
- locking drawers
- 18"w hinged door compartment with one fixed shelf
- ventilated removable back panel
- surface power unit
- pull-out power unit
- adjustable levelers/glides
- worksurface overhangs front of cabinet 10"
- -2472 open equipment storage: 36"w
- -2460 open equipment storage: 24"w
- optional 30" round adjustable height worksurface available, specify when ordering; no upcharge
- utility/technology/file pedestal available in place of utility/box/file pedestal, specify when ordering; no upcharge
- optional pull-out equipment tray available, specify and add \$223 list
- locking door available, specify and add \$105 list
- no surface power unit, indicate when ordering and deduct \$370 list
- no pull-out power unit, indicate when ordering and deduct \$350 list
- 72"w spindle plate location: right unit LS1, L24, L30, L36, LC2; left unit RS1, R24, R30, R36, RC2 (see pages 454-455 to determine location)
- 60"w spindle plate location: right unit LS1, L24, LC2; left unit RS1, R24, RC2 (see pages 454-455 to determine location)
- DY6-TFC-AS-2472R and DY6-TFC-AS-2472L overall dimension: 34" x 72"
- DY6-TFC-AS-2460R and DY6-TFC-AS-2460L overall dimension: 34" x 60"

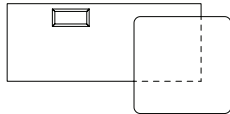
Excluded from GSA Contract

Secondary Height

Description	D	W	H	CTN WT	CU FT	① Model	List Price
Utility/Box/File - Hinged Door	24	72	25 3/4	323	35	DY6-TCC-AS-2472R	\$7,539
Technology Credenza with Cantilevered Adjustable Height Worksurface	24	72	25 3/4	323	35	DY6-TCC-AS-2472L	\$7,539
	24	60	25 3/4	290	30	DY6-TCC-AS-2460R	\$7,434
	24	60	25 3/4	290	30	DY6-TCC-AS-2460L	\$7,434



right shown



- 30" square cantilevered adjustable height worksurface
- height range: 29 3/4"-42 1/4"
- recessed pulls standard, optional prism pulls available; specify when ordering
- 18"w utility/box/file pedestal
- soft close drawers and door
- locking drawers
- 18"w hinged door compartment with one fixed shelf
- ventilated removable back panel
- surface power unit
- pull-out power unit
- adjustable levelers/glides
- worksurface overhangs front of cabinet 10", side of cabinet 9"
- -2472 open equipment storage: 36"w
- -2460 open equipment storage: 24"w
- optional 30" round adjustable height worksurface available, specify when ordering; no upcharge
- utility/technology/file pedestal available in place of utility/box/file pedestal, specify when ordering; no upcharge
- optional pull-out equipment tray available, specify and add \$223 list
- locking door available, specify and add \$105 list
- no surface power unit, indicate when ordering and deduct \$370 list
- no pull-out power unit, indicate when ordering and deduct \$350 list
- spindle plate location: right unit LS1, L24, L30, L36, LC2; left unit RS1, R24, R30, R36, RC2 (see pages 454-455 to determine location)
- DY6-TCC-AS-2472R and DY6-TCC-AS-2472L overall dimension: 34" x 81"
- DY6-TCC-AS-2460R and DY6-TCC-AS-2460L overall dimension: 34" x 69"

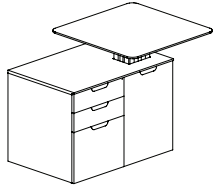
Excluded from GSA Contract

To Order, Specify:

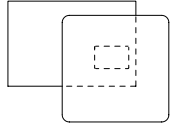
- ① Model Number
- ② Wood Species on Tops/Chassis - Cherry (CH1), Maple (MA1), Walnut (WA1) or Double Cut (DC1) (see page 448)
- ③ Finish Color for Tops/Chassis (see page 449)
- ④ Finish Color for Door/Drawer Fronts (see page 449)
  - a.) Same as Tops/Chassis
  - b.) Paint Color (see page 449)
- ⑤ Pull Color (see page 450)

## Secondary Height

Description	D	W	H	CTN WT	CU FT	① Model	List Price
Utility/Box/File - Hinged Door Pedestal with Cantilevered Adjustable Height Worksurface	24	36	25 3/4	208	19	DY6-DCP-AS-2436R	\$5,497
	24	36	25 3/4	208	19	DY6-DCP-AS-2436L	\$5,497



right shown

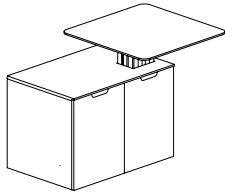


- 30" square cantilevered adjustable height worksurface
- height range: 29 3/4"-42 1/4"
- recessed pulls standard, optional prism pulls available; specify when ordering
- 18"w utility/box/file pedestal
- soft close drawers and door
- locking drawers
- 18"w hinged door compartment
- adjustable levelers/glides
- worksurface overhangs front of cabinet 10", side of cabinet 9"
- optional 30" round adjustable height worksurface available, specify when ordering; no upcharge
- locking door available, specify and add \$105 list
- overall dimension: 34" x 45"

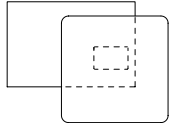
Excluded from GSA Contract

## Secondary Height

Description	D	W	H	CTN WT	CU FT	① Model	List Price
Hinged Door Pedestal with Cantilevered Adjustable Height Worksurface	24	36	25 ¾	184	19	DY6-HCH-AS-2436R	\$5,151
	24	36	25 ¾	184	19	DY6-HCH-AS-2436L	\$5,151



right shown



- 30" square cantilevered adjustable height worksurface
- height range: 29¾"-42¼"
- recessed pulls standard, optional prism pulls available; specify when ordering
- vertical divider
- one adjustable shelf
- adjustable levelers/glides
- worksurface overhangs front of cabinet 10", side of cabinet 9"
- optional 30" round adjustable height worksurface available, specify when ordering; no upcharge
- locking doors available, specify and add \$105 list
- overall dimension: 34" x 45"

Excluded from GSA Contract

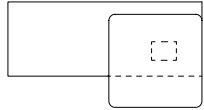
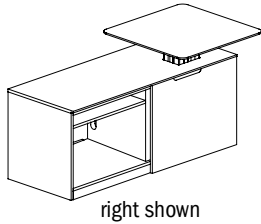
### To Order, Specify:

- ① Model Number
- ② Wood Species on Tops/Chassis - Cherry (CH1), Maple (MA1), Walnut (WA1) or Double Cut (DC1) (see page 448)
- ③ Finish Color for Tops/Chassis (see page 449)
- ④ Finish Color for Door/Drawer Fronts (see page 449)
  - a.) Same as Tops/Chassis
  - b.) Paint Color (see page 449)
- ⑤ Pull Color (see page 450)



## Secondary Height

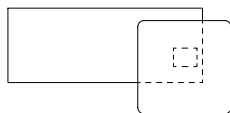
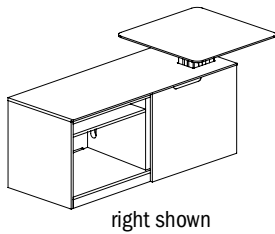
Description	D	W	H	CTN WT	CU FT	① Model	List Price
Sliding Door Storage Credenza with Flush Adjustable Height Worksurface	24	72	25 3/4	285	35	DY2-SFC-AS-2472R	\$6,804
	24	72	25 3/4	285	35	DY2-SFC-AS-2472L	\$6,804
	24	60	25 3/4	276	30	DY2-SFC-AS-2460R	\$6,594
	24	60	25 3/4	276	30	DY2-SFC-AS-2460L	\$6,594



- 30" square flush adjustable height worksurface
- height range: 29 3/4"-42 1/4"
- recessed pull standard, optional prism pull available; specify when ordering
- single sliding door
- hinged door concealing lift
- one adjustable shelf
- adjustable levelers/glides
- worksurface overhangs front of cabinet 10"
- optional 30" round adjustable height worksurface available, specify when ordering; no upcharge
- 72" wide spindle plate location: right unit LS1, L24, L30, L36, LC2; left unit RS1, R24, R30, R36, RC2 (see pages 454-455 to determine location) ▲
- 60" wide spindle plate location: right unit LS1, L24, LC2; left unit RS1, R24, RC2 (see pages 454-455 to determine location) ▲
- DY2-SFC-AS-2472R and DY2-SFC-AS-2472L overall dimension: 34" x 72"
- DY2-SFC-AS-2460R and DY2-SFC-AS-2460L overall dimension: 34" x 60"

Excluded from GSA Contract

Sliding Door Storage Credenza with Cantilevered Adjustable Height Worksurface	24	72	25 3/4	285	35	DY2-SCC-AS-2472R	\$6,804
	24	72	25 3/4	285	35	DY2-SCC-AS-2472L	\$6,804
	24	60	25 3/4	276	30	DY2-SCC-AS-2460R	\$6,594
	24	60	25 3/4	276	30	DY2-SCC-AS-2460L	\$6,594

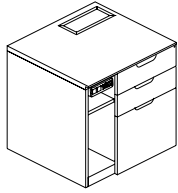


- 30" square cantilevered adjustable height worksurface
- height range: 29 3/4"-42 1/4"
- recessed pull standard, optional prism pull available; specify when ordering
- single sliding door
- hinged door concealing lift
- one adjustable shelf
- adjustable levelers/glides
- worksurface overhangs front of cabinet 10", side of cabinet 9"
- optional 30" round adjustable height worksurface available, specify when ordering; no upcharge
- spindle plate location: right LS1, L24, L30, L36, LC2; left RS1, R24, R30, R36, RC2 (see pages 454-455 to determine location)
- DY2-SCC-AS-2472R and DY2-SCC-AS-2472L overall dimension: 34" x 81"
- DY2-SCC-AS-2460R and DY2-SCC-AS-2460L overall dimension: 34" x 69"

Excluded from GSA Contract

Secondary Height

Description	D	W	H	CTN WT	CU FT	① Model	List Price
Utility/Box/File Technology Pedestal	24	36	25 ¾	152	16	DY6-TPD-1S-2436R	\$3,597
	24	36	25 ¾	152	16	DY6-TPD-1S-2436L	\$3,597
	24	27	25 ¾	114	13	DY6-TPD-1S-2427R	\$3,492
	24	27	25 ¾	114	13	DY6-TPD-1S-2427L	\$3,492

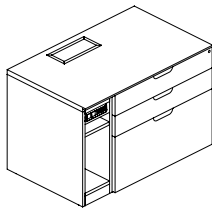


right shown

- utility/box/file pedestal, 18"w
- soft close drawers
- locking drawers
- recessed pulls standard, optional prism pulls available; specify when ordering
- one fixed shelf
- ventilated removable back panel
- surface power unit
- pull-out power unit
- adjustable levelers/glides
- -2436 open equipment storage, 18"w
- -2427 open equipment storage, 9"w
- no surface power unit, indicate when ordering and deduct \$370 list
- no pull-out power unit, indicate when ordering and deduct \$350 list
- 36"w spindle plate location: right unit LS1, LC2, RC2; left unit RS1, RC2, LC2 (see pages 454-455 to determine location)
- 27"w spindle plate location: right unit LS1, LC2; left unit RS1, RC2 (see pages 454-455 to determine location)

Excluded from GSA Contract

Utility/Box/Lateral File Technology Pedestal	24	45	25 ¾	190	20	DY6-TPD-1S-2445R	\$3,675
	24	45	25 ¾	190	20	DY6-TPD-1S-2445L	\$3,675
	24	39	25 ¾	165	18	DY6-TPD-1S-2439R	\$3,623
	24	39	25 ¾	165	18	DY6-TPD-1S-2439L	\$3,623



right shown

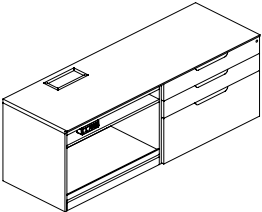
- recessed pulls standard, optional prism pulls available; specify when ordering
- one fixed shelf
- ventilated removable back panel
- surface power unit
- pull-out power unit
- locking drawers
- adjustable levelers/glides
- open equipment storage, 9"w
- -2445 utility/box/file, 36"w
- -2439 utility/box/file, 30"w
- utility/technology/file pedestal available in place of utility/box/file pedestal, specify when ordering; no upcharge
- no surface power unit, indicate when ordering and deduct \$370 list
- no pull-out power unit, indicate when ordering and deduct \$350 list
- spindle plate location: right unit LS1, LC2 or RC2; left unit RS1, LC2 or RC2 (see pages 454-455 to determine location)

Excluded from GSA Contract

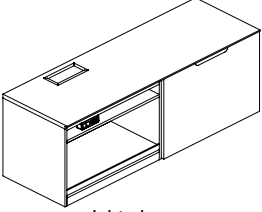
To Order, Specify:

- ① Model Number
- ② Wood Species on Tops/Chassis - Cherry (CH1), Maple (MA1), Walnut (WA1) or Double Cut (DC1) (see page 448)
- ③ Finish Color for Tops/Chassis (see page 449)
- ④ Finish Color for Door/Drawer Fronts (see page 449)
  - a.) Same as Tops/Chassis
  - b.) Paint Color (see page 449)
- ⑤ Pull Color (see page 450)

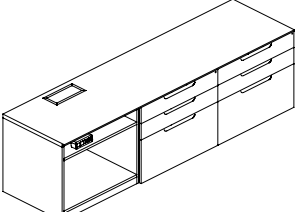
## Secondary Height

Description	D	W	H	CTN WT	CU FT	① Model	List Price
Utility/Box/File Technology Credenza	24	72	25 ¾	285	32	DY6-TCR-1S-2472R	\$4,326
	24	72	25 ¾	285	32	DY6-TCR-1S-2472L	\$4,326
 right shown Excluded from GSA Contract	24	60	25 ¾	275	27	DY6-TCR-1S-2460R	\$4,185
	24	60	25 ¾	275	27	DY6-TCR-1S-2460L	\$4,185

- recessed pulls standard, optional prism pulls available; specify when ordering
- one fixed shelf
- ventilated removable back panel
- surface power unit
- pull-out power unit
- locking drawers
- adjustable levelers/glides
- -2472 open equipment storage, 36" w
- -2472 utility/box/file, 36" w
- -2460 open equipment storage, 30" w
- -2460 utility/box/file, 30" w
- utility/technology/file pedestal available in place of utility/box/file pedestal, specify when ordering; no upcharge
- optional pull-out equipment tray available, specify and add \$223 list
- no surface power unit, indicate when ordering and deduct \$370 list
- no pull-out power unit, indicate when ordering and deduct \$350 list
- spindle plate location: right unit LS1, L24, L30, L36, LC2 or RC2; left unit RS1, R24, R30, R36, RC2 or LC2 (see pages 454-455 to determine location)

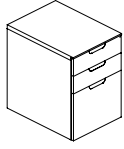
Sliding Door Technology Credenza	24	72	25 ¾	285	32	DY6-TCR-SS-2472R	\$4,410
	24	72	25 ¾	285	32	DY6-TCR-SS-2472L	\$4,410
 right shown Excluded from GSA Contract	24	60	25 ¾	275	27	DY6-TCR-SS-2460R	\$4,342
	24	60	25 ¾	275	27	DY6-TCR-SS-2460L	\$4,342

- recessed pull standard, optional prism pull available; specify when ordering
- single sliding door
- one adjustable shelf
- one fixed shelf
- ventilated removable back panel
- surface power unit
- pull-out power unit
- adjustable levelers/glides
- optional pull-out equipment tray available, specify and add \$223 list
- no surface power unit, indicate when ordering and deduct \$370 list
- no pull-out power unit, indicate when ordering and deduct \$350 list
- spindle plate location: right unit LS1, L24, L30, L36, LC2 or RC2; left unit RS1, R24, R30, R36, RC2 or LC2 (see pages 454-455 to determine location)

Utility/Box/File Technology Credenza	24	90	25 ¾	356	40	DY6-TCR-1S-2490R	\$6,143
	24	90	25 ¾	356	40	DY6-TCR-1S-2490L	\$6,143
 right shown Excluded from GSA Contract	<ul style="list-style-type: none"> <li>· two utility/box/file pedestals, 30"</li> <li>· one open equipment storage, 30"</li> <li>· recessed pulls standard, optional prism pulls available; specify when ordering</li> <li>· one fixed shelf</li> <li>· ventilated removable back panel</li> <li>· surface power unit</li> <li>· pull-out power unit</li> <li>· locking drawers</li> <li>· adjustable levelers/glides</li> <li>· utility/technology/file available in center section in place of utility/box/file pedestal, specify when ordering; no upcharge</li> <li>· optional pull-out equipment tray available, specify and add \$223 list</li> <li>· no surface power unit, indicate when ordering and deduct \$370 list</li> <li>· no pull-out power unit, indicate when ordering and deduct \$350 list</li> <li>· spindle plate location: right unit LS1, L24, L30, L36, RC2 or LC2; left unit RS1, R24, R30, R36, LC2 or RC2 (see pages 454-455 to determine location)</li> </ul>						

Secondary Height

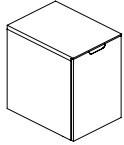
Description	D	W	H	CTN WT	CU FT	① Model	List Price
Utility/Box/File Pedestal	24	18	25 ¾	101	9	DY6-PUT-1S-2418	\$1,759
	24	16	25 ¾	87	8	DY6-PUT-1S-2416	\$1,680



- recessed pulls standard, optional prism pulls available; specify when ordering
- soft close drawers
- locking drawers
- adjustable levelers/glides
- spindle plate location: LS1, RS1, LC2 or RC2 (see pages 454-455 to determine location)

Excluded from GSA Contract

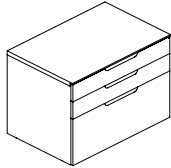
Hinged Door Pedestal	24	18	25 ¾	79	9	DY6-HDT-1S-2418R	\$1,392
	24	18	25 ¾	79	9	DY6-HDT-1S-2418L	\$1,392
	24	16	25 ¾	72	8	DY6-HDT-1S-2416R	\$1,308
	24	16	25 ¾	72	8	DY6-HDT-1S-2416L	\$1,308



- recessed pull standard, optional prism pull available; specify when ordering
- one adjustable shelf
- adjustable levelers/glides
- locking door available, specify and add \$105 list
- spindle plate location: LS1, RS1, LC2 or RC2 (see pages 454-455 to determine location)

Excluded from GSA Contract

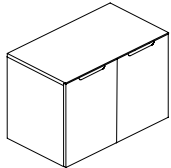
Utility/Box/Lateral File Pedestal	24	36	25 ¾	169	16	DY6-FPB-1S-2436	\$2,079
	24	30	25 ¾	141	14	DY6-FPB-1S-2430	\$1,943



- recessed pulls standard, optional prism pulls available; specify when ordering
- locking drawers
- adjustable levelers/glides
- spindle plate location: LS1, RS1, LC2 or RC2 (see pages 454-455 to determine location)

Excluded from GSA Contract

Hinged Door Pedestal	24	36	25 ¾	134	16	DY6-HDT-1S-2436	\$1,859
	24	30	25 ¾	116	14	DY6-HDT-1S-2430	\$1,817



- recessed pulls standard, optional prism pulls available; specify when ordering
- one adjustable shelf
- adjustable levelers/glides
- locking doors available, specify and add \$105 list
- spindle plate location: LS1, RS1, LC2 or RC2 (see pages 454-455 to determine location)

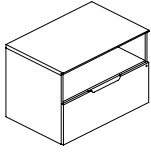
Excluded from GSA Contract

To Order, Specify:

- ① Model Number
- ② Wood Species on Top/Chassis - Cherry (CH1), Maple (MA1), Walnut (WA1) or Double Cut (DC1) (see page 448)
- ③ Finish Color for Top/Chassis (see page 449)
- ④ Finish Color for Door/Drawer Fronts (see page 449)
  - a.) Same as Top/Chassis
  - b.) Paint Color (see page 449)
- ⑤ Pull Color (see page 450)

## Secondary Height

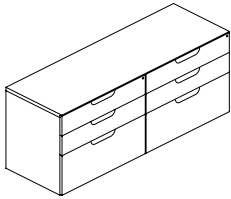
Description	D	W	H	CTN WT	CU FT	① Model	List Price
Open Lateral File Pedestal	24	36	25 ¾	152	16	DY6-FLO-1S-2436	\$1,833
	24	30	25 ¾	130	14	DY6-FLO-1S-2430	\$1,754



Excluded from GSA Contract

- top compartment open from front
- recessed pull standard, optional prism pull available; specify when ordering
- locking drawer
- adjustable levelers/glides
- DY6-FLO-1S-2436 opening dimensions: 34 ½" w x 9 ⅝" h
- DY6-FLO-1S-2430 opening dimensions: 28 ½" w x 9 ⅝" h
- spindle plate location: LS1, RS1, LC2 or RC2 (see pages 454-455 to determine location)

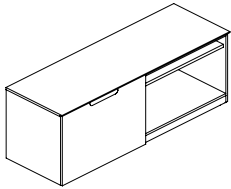
Utility/Box/Lateral File Credenza	24	72	25 ¾	323	32	DY2-DST-1S-2472	\$3,749
	24	60	25 ¾	270	27	DY2-DST-1S-2460	\$3,675



Excluded from GSA Contract

- recessed pulls standard, optional prism pulls available; specify when ordering
- locking drawers
- adjustable levelers/glides
- -2472 two utility/box/file laterals, 36" w
- -2460 two utility/box/file laterals, 30" w
- spindle plate location: LS1, RS1, LC2 or RC2 (see pages 454-455 to determine location)

Sliding Door Storage Credenza	24	72	25 ¾	173	32	DY2-DSS-1S-2472	\$3,250
	24	60	25 ¾	156	27	DY2-DSS-1S-2460	\$3,177



Excluded from GSA Contract

- single sliding door
- one adjustable shelf per compartment
- recessed pull standard, optional prism pull available; specify when ordering
- adjustable leveler/glides
- spindle plate location: LS1, RS1, L24, L30, L36, R24, R30, R36, LC2 or RC2 (see pages 454-455 to determine location)

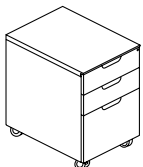
Rectangular Top with Rails	24	72	3	80	7	DY7-WTR-1-2472	\$2,058
	24	66	3	74	6	DY7-WTR-1-2466	\$2,022
	24	63	3	70	6	DY7-WTR-1-2463	\$1,985
	24	60	3	67	6	DY7-WTR-1-2460	\$1,953
	24	54	3	60	5	DY7-WTR-1-2454	\$1,859
	24	51	3	57	5	DY7-WTR-1-2451	\$1,827
	24	48	3	56	5	DY7-WTR-1-2448	\$1,806



Excluded from GSA Contract

- use to span between secondary height units with tops
- shaped all sides
- spindles inset from edge of top to center of spindle: 6 ⅞"
- available in Arctic Silver (ASL) or Bright White (BWH); specify when ordering ▲
- grommets not available

Utility/Box/File Mobile Pedestal	24	18	25 ¾	102	9	DY6-MBP-1-2418	\$1,906
	24	16	25 ¾	94	8	DY6-MBP-1-2416	\$1,827



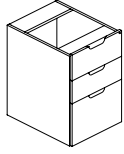
Excluded from GSA Contract

- recessed pulls standard, optional prism pulls available; specify when ordering
- soft close drawers
- locking drawers
- non-locking casters

Modular - Secondary Height

Description	D	W	H	CTN WT	CU FT	① Model	List Price
-------------	---	---	---	-----------	----------	---------	------------

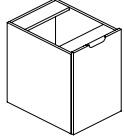
Utility/Box/File Pedestal  
without Top



- recessed pulls standard, optional prism pulls available; specify when ordering
- soft close drawers
- locking drawers
- adjustable levelers/glides
- modular top required, see page 495

Excluded from GSA Contract

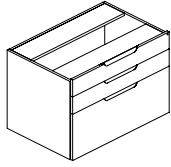
Hinged Door Pedestal without Top	24	18	25	69	8	DY7-HDN-1S-2418R	\$1,192
	24	18	25	69	8	DY7-HDN-1S-2418L	\$1,192



- recessed pull standard, optional prism pull available; specify when ordering
- one adjustable shelf
- adjustable levelers/glides
- locking door available, specify and add \$105 list
- modular top required, see page 495

Excluded from GSA Contract

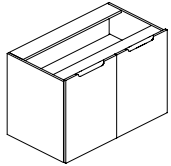
Utility/Box/Lateral File without Top	24	36	25	144	16	DY7-FPB-1S-2436	\$1,953
	24	30	25	125	13	DY7-FPB-1S-2430	\$1,764



- recessed pulls standard, optional prism pulls available; specify when ordering
- locking drawers
- adjustable levelers/glides
- modular top required, see page 495

Excluded from GSA Contract

Hinged Door Pedestal without Top	24	36	25	114	16	DY7-HDN-1S-2436	\$1,743
	24	30	25	99	13	DY7-HDN-1S-2430	\$1,696



- recessed pulls standard, optional prism pulls available; specify when ordering
- adjustable levelers/glides
- locking doors available, specify and add \$105 list
- modular top required, see page 495

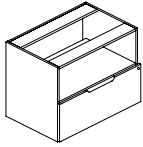
Excluded from GSA Contract

To Order, Specify:

- ① Model Number
- ② Wood Species on Top/Chassis - Cherry (CH1), Maple (MA1), Walnut (WA1) or Double Cut (DC1) (see page 448)
- ③ Finish Color for Top/Chassis (see page 449)
- ④ Finish Color for Door/Drawer Fronts (see page 449)
  - a.) Same as Top/Chassis
  - b.) Paint Color (see page 449)
- ⑤ Pull Color (see page 450)
- ⑥ Apron Rail color

## Modular - Secondary Height

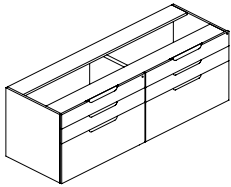
Description	D	W	H	CTN WT	CU FT	① Model	List Price
Open Lateral File Pedestal without Top	24	36	25	131	16	DY7-FLO-1S-2436	\$1,764
	24	30	25	112	13	DY7-FLO-1S-2430	\$1,586



- top compartment open from front
- recessed pull standard, optional prism pull available; specify when ordering
- locking drawer
- adjustable levelers/glides
- DY7-FLO-1S-2436 opening dimensions: 34 1/2" w x 9 5/16" h
- DY7-FLO-1S-2430 opening dimensions: 28 1/2" w x 9 5/16" h
- modular top required, see page 495

Excluded from GSA Contract

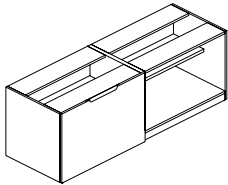
Utility/Box/Lateral File Credenza without Top	24	72	25	283	31	DY7-DST-1S-2472	\$3,528
	24	60	25	236	26	DY7-DST-1S-2460	\$3,465



- recessed pulls standard, optional prism pulls available; specify when ordering
- locking drawers
- adjustable levelers/glides
- -2472 two utility/box/file laterals, 36" w
- -2460 two utility/box/file laterals, 30" w
- modular top required, see page 495

Excluded from GSA Contract


Sliding Door Storage Credenza without Top	24	72	25	201	31	DY7-DSS-1S-2472	\$3,040
	24	60	25	167	26	DY7-DSS-1S-2460	\$2,967



- single sliding door
- one adjustable shelf per compartment
- recessed pull standard, optional prism pull available; specify when ordering
- adjustable levelers/glides
- modular top required, see page 495

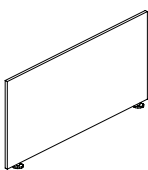
Excluded from GSA Contract

**Modular - Secondary Height**

Description	D	W	H	CTN WT	CU FT	① Model	List Price
Secondary Height Modular Top	24	90	¾	53	6	DY7-WTU-1S-2490	\$1,512
	24	78	¾	46	5	DY7-WTU-1S-2478	\$1,187
	24	72	¾	42	4	DY7-WTU-1S-2472	\$1,014
	24	66	¾	39	4	DY7-WTU-1S-2466	\$893
	24	60	¾	35	3	DY7-WTU-1S-2460	\$872
	24	54	¾	32	3	DY7-WTU-1S-2454	\$851
	24	48	¾	28	3	DY7-WTU-1S-2448	\$830
	24	36	¾	24	2	DY7-WTU-1S-2436	\$809

- use with secondary height storage pedestals and credenzas without tops or units that require a common top
- shaped front edge only
- Note: Cannot be used to create an open kneespace

Excluded from GSA Contract

Description	D	W	H	CTN WT	CU FT	① Model	List Price
Secondary Height Modesty Access Panel	1	53	24	28	3	DY7-WMP-1S-5424	\$1,029
	1	47	24	25	2	DY7-WMP-1S-4824	\$1,019
	1	44	24	24	2	DY7-WMP-1S-4524	\$1,008
	1	41	24	22	2	DY7-WMP-1S-4224	\$998
	1	35	24	19	2	DY7-WMP-1S-3624	\$987
	1	32	24	17	2	DY7-WMP-1S-3324	\$977
	1	29	24	15	1	DY7-WMP-1S-3024	\$966

- use with secondary height storage and rectangular top with rails
- wire management space along top
- ½" tolerance gap on each side
- magnetic attachment
- adjustable levelers/glides

Excluded from GSA Contract

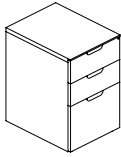
**To Order, Specify:**

- ① Model Number
- ② Wood Species on Top/Chassis - Cherry (CH1), Maple (MA1), Walnut (WA1) or Double Cut (DC1) (see page 448)
- ③ Finish Color for Top/Chassis (see page 449)
- ④ Finish Color for Door/Drawer Fronts (see page 449)
  - a.) Same as Top/Chassis
  - b.) Paint Color (see page 449)
- ⑤ Pull Color (see page 450)



### Primary Height

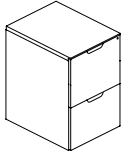
Description	D	W	H	CTN WT	CU FT	① Model	List Price
Utility/Box/File Pedestal	24	18	29 ¼	110	10	DY6-PUT-1-2418	\$1,838
	24	16	29 ¼	98	9	DY6-PUT-1-2416	\$1,759



- recessed pulls standard, optional prism pulls available; specify when ordering
- soft close drawers
- locking drawers
- adjustable levelers/glides

Excluded from GSA Contract

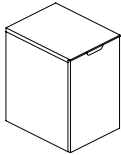
File/File Pedestal	24	18	29 ¼	108	10	DY6-PUT-M-2418	\$1,838
	24	16	29 ¼	99	9	DY6-PUT-M-2416	\$1,759



- recessed pulls standard, optional prism pulls available; specify when ordering
- soft close drawers
- locking drawers
- adjustable levelers/glides

Excluded from GSA Contract

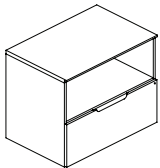
Hinged Door Pedestal	24	18	29 ¼	88	10	DY6-HDT-1-2418R	\$1,470
	24	18	29 ¼	88	10	DY6-HDT-1-2418L	\$1,470
	24	16	29 ¼	80	9	DY6-HDT-1-2416R	\$1,386
	24	16	29 ¼	80	9	DY6-HDT-1-2416L	\$1,386



- recessed pull standard, optional prism pull available; specify when ordering
- one adjustable shelf
- adjustable levelers/glides
- locking door available, specify and add \$105 list

Excluded from GSA Contract

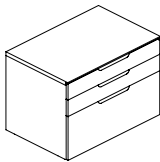
Open Lateral File Pedestal	24	36	29 ¼	162	18	DY6-FLO-1-2436	\$1,864
	24	30	29 ¼	139	16	DY6-FLO-1-2430	\$1,785



- top compartment open from front
- recessed pull standard, optional prism pull available; specify when ordering
- locking drawer
- adjustable levelers/glides
- opening height: 12 ¼"

Excluded from GSA Contract

Box/Box/Lateral File Pedestal	24	36	29 ¼	176	18	DY6-FPB-1-2436	\$2,284
	24	30	29 ¼	156	16	DY6-FPB-1-2430	\$2,043

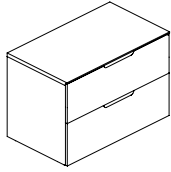


- recessed pulls standard, optional prism pulls available; specify when ordering
- locking drawers
- adjustable levelers/glides

Excluded from GSA Contract

Primary Height

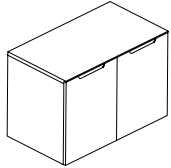
Description	D	W	H	CTN WT	CU FT	① Model	List Price
Lateral File Pedestal	24	36	29 ¼	178	18	DY6-FLS-1-2436	\$2,284
	24	30	29 ¼	151	16	DY6-FLS-1-2430	\$2,043



- recessed pulls standard, optional prism pulls available; specify when ordering
- locking drawers
- adjustable levelers/glides

Excluded from GSA Contract

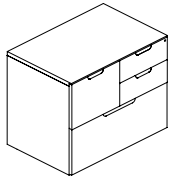
Hinged Door Pedestal	24	36	29 ¼	147	18	DY6-HDT-1-2436	\$1,896
	24	30	29 ¼	128	16	DY6-HDT-1-2430	\$1,854



- recessed pulls standard, optional prism pulls available; specify when ordering
- one adjustable shelf
- adjustable levelers/glides
- locking doors available, specify and add \$105 list

Excluded from GSA Contract

Multi-File Pedestal	24	36	29 ¼	229	18	DY6-CDT-W-2436R	\$2,820
	24	36	29 ¼	229	18	DY6-CDT-W-2436L	\$2,820



left shown

- 2 box drawers, 18" w
- 1 hinged door, 18" w
- 1 lateral file, 36" w
- recessed pulls standard, optional prism pulls available; specify when ordering
- locking drawers
- adjustable levelers/glides
- top hinge door determines left or right
- locking door available, specify and add \$105 list

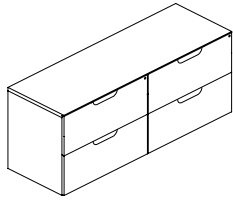
Excluded from GSA Contract

To Order, Specify:

- ① Model Number
- ② Wood Species on Top/Chassis - Cherry (CH1), Maple (MA1), Walnut (WA1) or Double Cut (DC1) (see page 448)
- ③ Finish Color for Top/Chassis (see page 449)
- ④ Finish Color for Door/Drawer Fronts (see page 449)
  - a.) Same as Top/Chassis
  - b.) Paint Color (see page 449)
- ⑤ Pull Color (see page 450)

**Primary Height**

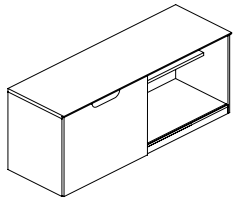
Description	D	W	H	CTN WT	CU FT	① Model	List Price
Lateral File Credenza	24	72	29 ¼	362	36	DY2-DST-1-2472	\$3,969
	24	60	29 ¼	316	30	DY2-DST-1-2460	\$3,717



- recessed pulls standard, optional prism pulls available; specify when ordering
- locking drawers
- adjustable levelers/glides
- -2472 two file/file laterals, 36" w
- -2460 two file/file laterals, 30" w

Excluded from GSA Contract

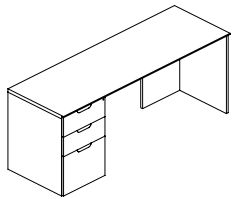
Sliding Door Storage Credenza	24	72	29 ¼	273	36	DY2-DSS-1-2472	\$3,224
	24	60	29 ¼	241	30	DY2-DSS-1-2460	\$3,140



- recessed pull standard, optional prism pull available; specify when ordering
- single sliding door
- adjustable shelf
- adjustable levelers/glides

Excluded from GSA Contract

Open Corner Box/Box/File Pedestal Credenza	24	72	29 ¼	203	36	DY2-OCP-1-2472R	\$2,909
	24	72	29 ¼	203	36	DY2-OCP-1-2472L	\$2,909



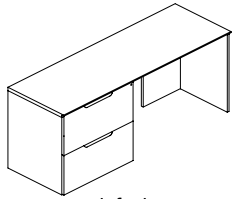
left shown

	24	66	29 ¼	190	33	DY2-OCP-1-2466R	\$2,877
	24	66	29 ¼	190	33	DY2-OCP-1-2466L	\$2,877

- recessed pulls standard, optional prism pulls available; specify when ordering
- soft close drawers
- locking drawers
- adjustable levelers/glides
- -2472 box/box/file pedestal, 18" w
- -2466 box/box/file pedestal, 16" w
- kneespace height: 28"
- -2472 kneespace width: 52 7/8"
- -2466 kneespace width: 49 7/8"
- removable access modesty panel available, specify and add \$447 list
- grommet available, specify and add \$79 list each; see page 451

Excluded from GSA Contract

Open Corner Lateral File Credenza	24	90	29 ¼	265	45	DY2-OCL-1-2490R	\$4,069
	24	90	29 ¼	265	45	DY2-OCL-1-2490L	\$4,069



left shown

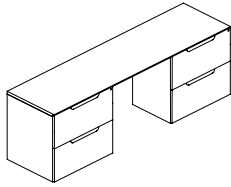
	24	72	29 ¼	241	36	DY2-OCL-1-2472R	\$3,224
	24	72	29 ¼	241	36	DY2-OCL-1-2472L	\$3,224

- 36" lateral file
- recessed pulls standard, optional prism pulls available; specify when ordering
- locking drawers
- adjustable levelers/glides
- kneespace height: 28"
- -2490 kneespace width: 52 7/8"
- -2472 kneespace width: 34 7/8"
- removable access modesty panel available, specify and add \$447 list
- center grommet available, specify and add \$79 list

Excluded from GSA Contract

Primary Height

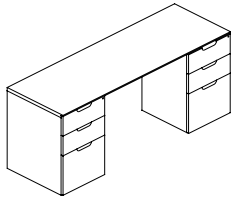
Description	D	W	H	CTN WT	CU FT	1 Model	List Price
Kneespace Credenza	24	90	29 ¼	349	45	DY2-KSP-1-2490	\$4,437



- 30" lateral files
- recessed pulls standard, optional prism pulls available; specify when ordering
- locking drawers
- adjustable levelers/glides
- kneespace height: 28"
- kneespace width: 30"
- removable access modesty panel available, specify and add \$447 list
- center grommet available, specify and add \$79 list

Excluded from GSA Contract

Kneespace Credenza	24	72	29 ¼	251	36	DY2-KSP-1-2472	\$3,649
	24	66	29 ¼	236	33	DY2-KSP-1-2466	\$3,387
	24	60	29 ¼	227	30	DY2-KSP-1-2460	\$3,360



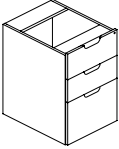
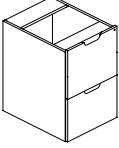
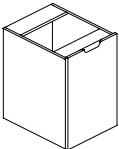
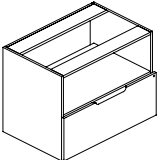
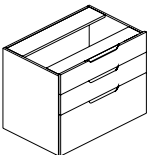
- recessed pulls standard, optional prism pulls available; specify when ordering
- soft close drawers
- locking drawers
- adjustable levelers/glides
- -2472 box/box/file pedestal, 18"w
- -2466 & -2460 box/box/file pedestal, 16"w
- kneespace height: 28"
- -2472 kneespace width: 36"
- -2466 kneespace width: 35 ½"
- -2460 kneespace width: 29 ½"
- removable access modesty panel available, specify and add \$447 list
- center grommet available, specify and add \$79 list

Excluded from GSA Contract

To Order, Specify:

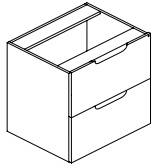
- 1 Model Number
- 2 Wood Species on Top/Chassis - Cherry (CH1), Maple (MA1), Walnut (WA1) or Double Cut (DC1) (see page 448)
- 3 Finish Color for Top/Chassis (see page 449)
- 4 Finish Color for Door/Drawer Fronts (see page 449)
  - a.) Same as Top/Chassis
  - b.) Paint Color (see page 449)
- 5 Pull Color (see page 450)

### Modular - Primary Height

Description	D	W	H	CTN WT	CU FT	① Model	List Price
<b>Box/Box/File Pedestal without Top</b>	24	18	28	94	9	<b>DY7-PUN-1-2418</b>	<b>\$1,644</b>
	<ul style="list-style-type: none"> <li>· recessed pulls standard, optional prism pulls available; specify when ordering</li> <li>· soft close drawers</li> <li>· locking drawers</li> <li>· adjustable levelers/glides</li> <li>· modular top required, see page 502</li> </ul> <p>Excluded from GSA Contract</p>						
<b>File/File Pedestal without Top</b>	24	18	28	92	9	<b>DY7-PUN-M-2418</b>	<b>\$1,644</b>
	<ul style="list-style-type: none"> <li>· recessed pulls standard, optional prism pulls available; specify when ordering</li> <li>· soft close drawers</li> <li>· locking drawers</li> <li>· adjustable levelers/glides</li> <li>· modular top required, see page 502</li> </ul> <p>Excluded from GSA Contract</p>						
<b>Hinged Door Pedestal without Top</b>	24	18	28	71	9	<b>DY7-HDN-1-2418R</b>	<b>\$1,087</b>
	24	18	28	71	9	<b>DY7-HDN-1-2418L</b>	<b>\$1,087</b>
	<ul style="list-style-type: none"> <li>· recessed pull standard, optional prism pull available; specify when ordering</li> <li>· one adjustable shelf</li> <li>· adjustable levelers/glides</li> <li>· locking door available, specify and add \$105 list</li> <li>· modular top required, see page 502</li> </ul> <p>Excluded from GSA Contract</p>						
<b>Open Lateral File Pedestal without Top</b>	24	36	28	131	18	<b>DY7-FLO-1-2436</b>	<b>\$1,812</b>
	24	30	28	113	15	<b>DY7-FLO-1-2430</b>	<b>\$1,654</b>
	<ul style="list-style-type: none"> <li>· top compartment open from front</li> <li>· recessed pull standard, optional prism pull available; specify when ordering</li> <li>· locking drawer</li> <li>· adjustable levelers/glides</li> <li>· opening height: 12 ¼"</li> <li>· modular top required, see page 502</li> </ul> <p>Excluded from GSA Contract</p>						
<b>Utility/Box/Lateral File Pedestal without Top</b>	24	36	28	145	18	<b>DY7-FPB-1-2436</b>	<b>\$2,048</b>
	24	30	28	130	15	<b>DY7-FPB-1-2430</b>	<b>\$1,890</b>
	<ul style="list-style-type: none"> <li>· recessed pulls standard, optional prism pulls available; specify when ordering</li> <li>· locking drawers</li> <li>· adjustable levelers/glides</li> <li>· modular top required, see page 502</li> </ul> <p>Excluded from GSA Contract</p>						

**Modular - Primary Height**

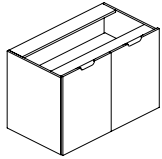
Description	D	W	H	CTN WT	CU FT	① Model	List Price
<b>File/File Lateral Pedestal without Top</b>	24	36	28	147	18	<b>DY7-FLS-1-2436</b>	<b>\$2,048</b>
	24	30	28	125	15	<b>DY7-FLS-1-2430</b>	<b>\$1,890</b>



- recessed pulls standard, optional prism pulls available; specify when ordering
- locking drawers
- adjustable levelers/glides
- modular top required, see page 502

Excluded from GSA Contract

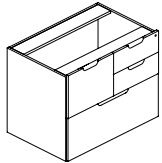
<b>Hinged Door Pedestal without Top</b>	24	36	28	150	18	<b>DY7-HDN-1-2436</b>	<b>\$1,801</b>
	24	30	28	102	15	<b>DY7-HDN-1-2430</b>	<b>\$1,707</b>



- recessed pulls standard, optional prism pulls available; specify when ordering
- one adjustable shelf
- adjustable levelers/glides
- locking doors available, specify and add \$105 list
- modular top required, see page 502

Excluded from GSA Contract

<b>Multi-File Pedestal without Top</b>	24	36	28	198	18	<b>DY7-CDT-W-2436R</b>	<b>\$2,547</b>
	24	36	28	198	18	<b>DY7-CDT-W-2436L</b>	<b>\$2,547</b>



left shown

- 2 box drawers, 18"
- 1 hinged door, 18"
- 1 lateral file, 36"
- recessed pulls standard, optional prism pulls available; specify when ordering
- locking drawers
- adjustable levelers/glides
- top hinge door determines left or right
- locking door available, specify and add \$105 list
- modular top required, see page 502

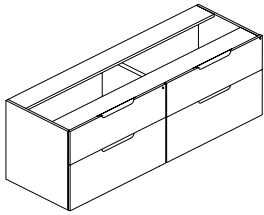
Excluded from GSA Contract

**To Order, Specify:**

- ① Model Number
- ② Wood Species on Chassis - Cherry (CH1), Maple (MA1), Walnut (WA1) or Double Cut (DC1) (see page 448)
- ③ Finish Color for Chassis (see page 449)
- ④ Finish Color for Door/Drawer Fronts (see page 449)
  - a.) Same as Chassis
  - b.) Paint Color (see page 449)
- ⑤ Pull Color (see page 450)

### Modular - Primary Height

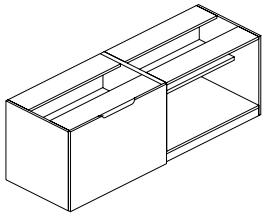
Description	D	W	H	CTN WT	CU FT	① Model	List Price
Lateral File Pedestal Credenza without Top	24	72	28	301	35	DY7-DST-1-2472	\$3,633
	24	60	28	265	29	DY7-DST-1-2460	\$3,402



- recessed pulls standard, optional prism pulls available; specify when ordering
- locking drawers
- adjustable levelers/glides
- -2472 two file/file laterals, 36"w
- -2460 two file/file laterals, 30"w
- modular top required, see below

Excluded from GSA Contract

Sliding Door Storage Credenza without Top	24	72	28	215	35	DY7-DSS-1-2472	\$2,888
	24	60	28	190	29	DY7-DSS-1-2460	\$2,825



- recessed pull standard, optional prism pull available; specify when ordering
- single sliding door
- adjustable shelf
- adjustable levelers/glides
- modular top required, see below

Excluded from GSA Contract

Primary Height Modular Top	D	W	H	CTN WT	CU FT	Model	List Price
	24	120	1 ¼	104	8	DY7-WTU-1-24120	\$1,171
	24	117	1 ¼	101	8	DY7-WTU-1-24117	\$1,974
	24	114	1 ¼	98	7	DY7-WTU-1-24114	\$1,948
	24	111	1 ¼	96	7	DY7-WTU-1-24111	\$1,885
	24	108	1 ¼	93	7	DY7-WTU-1-24108	\$1,812
	24	105	1 ¼	91	7	DY7-WTU-1-24105	\$1,770
	24	102	1 ¼	88	7	DY7-WTU-1-24102	\$1,738
	24	99	1 ¼	86	6	DY7-WTU-1-2499	\$1,633
	24	96	1 ¼	83	6	DY7-WTU-1-2496	\$1,602
	24	93	1 ¼	50	6	DY7-WTU-1-2493	\$1,570
	24	90	1 ¼	78	6	DY7-WTU-1-2490	\$1,497
	24	87	1 ¼	75	6	DY7-WTU-1-2487	\$1,355
	24	84	1 ¼	73	5	DY7-WTU-1-2484	\$1,203
	24	81	1 ¼	70	5	DY7-WTU-1-2481	\$1,171
	24	78	1 ¼	68	5	DY7-WTU-1-2478	\$1,129
	24	72	1 ¼	63	5	DY7-WTU-1-2472	\$1,003
	24	69	1 ¼	60	5	DY7-WTU-1-2469	\$972
	24	66	1 ¼	57	4	DY7-WTU-1-2466	\$909
	24	60	1 ¼	50	4	DY7-WTU-1-2460	\$877
	24	54	1 ¼	48	4	DY7-WTU-1-2454	\$846
	24	48	1 ¼	42	3	DY7-WTU-1-2448	\$830
	24	36	1 ¼	21	2	DY7-WTU-1-2436	\$814

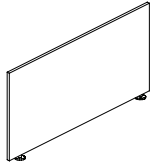


- use with primary height storage pedestals and credenzas without tops
- shaped front edge only

Excluded from GSA Contract

**Modular - Primary Height**

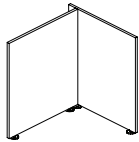
Description	D	W	H	CTN WT	CU FT	① Model	List Price
Primary Height Modesty Access Panel	1	44	27	26	2	DY7-WMP-1-4527	\$1,014
	1	41	27	25	2	DY7-WMP-1-4227	\$1,003
	1	35	27	21	2	DY7-WMP-1-3627	\$993
	1	32	27	20	2	DY7-WMP-1-3327	\$982
	1	29	27	18	2	DY7-WMP-1-3027	\$972



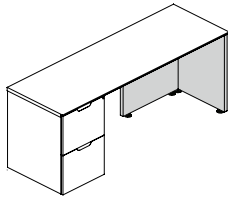
- use with primary height storage
- wire management space along top
- 1/2" tolerance gap on each side
- magnetic attachment
- adjustable levelers/glides

Excluded from GSA Contract

L-Shaped End Panel	24	24	28	48	12	DY7-WSE-1-2424R	\$814
	24	24	28	48	12	DY7-WSE-1-2424L	\$814
	24	18	28	42	9	DY7-WSE-1-2418R	\$788
	24	18	28	42	9	DY7-WSE-1-2418L	\$788



right shown



- use to create modular open kneespace credenzas
- adjustable levelers/glides

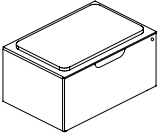
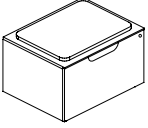
Excluded from GSA Contract

**To Order, Specify:**

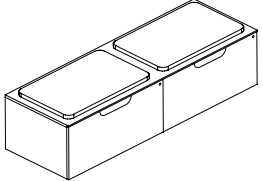
- ① Model Number
- ② Wood Species on Top/Chassis - Cherry (CH1), Maple (MA1), Walnut (WA1) or Double Cut (DC1) (see page 448)
- ③ Finish Color for Top/Chassis (see page 449)
- ④ Finish Color for Door/Drawer Fronts (see page 449)
  - a.) Same as Top/Chassis
  - b.) Paint Color (see page 449)
- ⑤ Pull Color (see page 450)

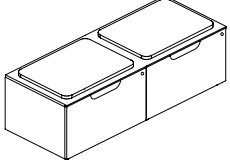


### Bench Height

Description	D	W	H	CTN WT	CU FT	① Model	List Price No Cushion	List Price With Cushion
<b>Lateral File Bench</b>  cushion optional	24	36	17 ¾	125	14	<b>DY6-FLA-1-2436</b>	<b>\$1,696</b>	COM \$1,917 A \$1,929 B \$1,953 COL/C \$1,997 D \$2,052 E \$2,107 F \$2,192 G \$2,284 H \$2,382 I \$2,534 J \$2,718 L1 \$2,351 L2 \$2,461
<ul style="list-style-type: none"> <li>· optional cushion</li> <li>· recessed pull standard, optional prism pull available; specify when ordering</li> <li>· locking drawer</li> <li>· com ydg: 1 ¼</li> </ul> Excluded from GSA Contract								
<b>Lateral File Bench</b>  cushion optional	24	30	17 ¾	106	12	<b>DY6-FLA-1-2430</b>	<b>\$1,633</b>	COM \$1,843 A \$1,856 B \$1,880 COL/C \$1,923 D \$1,979 E \$2,033 F \$2,118 G \$2,211 H \$2,308 I \$2,461 J \$2,644 L1 \$2,278 L2 \$2,387
<ul style="list-style-type: none"> <li>· optional cushion</li> <li>· recessed pull standard, optional prism pull available; specify when ordering</li> <li>· locking drawer</li> <li>· com ydg: 1 ¼</li> </ul> Excluded from GSA Contract								

**Bench Height**

Description	D	W	H	CTN WT	CU FT	① Model	List Price No Cushion	List Price With Cushion
Lateral File Bench	24	72	17 ¾	216	27	DY6-FLA-1-2472	\$3,061	COM \$3,362
 <p>cushion optional</p> <ul style="list-style-type: none"> <li>optional cushions</li> <li>recessed pulls standard, optional prism pulls available; specify when ordering</li> <li>locking drawers</li> <li>com ydg: 2</li> </ul> <p>Excluded from GSA Contract</p>	A	\$3,381	B	\$3,420	COL/C	\$3,490	D	\$3,577
	E	\$3,665	F	\$3,801	G	\$3,948	H	\$4,105
	I	\$4,350	J	\$4,643	L1	\$4,056	L2	\$4,232

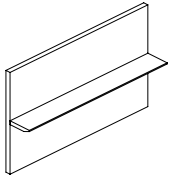
Lateral File Bench	24	60	17 ¾	180	23	DY6-FLA-1-2460	\$2,930	COM \$3,202
 <p>cushion optional</p> <ul style="list-style-type: none"> <li>optional cushions</li> <li>recessed pulls standard, optional prism pulls available; specify when ordering</li> <li>locking drawers</li> <li>com ydg: 1 ¾</li> </ul> <p>Excluded from GSA Contract</p>	A	\$3,220	B	\$3,253	COL/C	\$3,313	D	\$3,391
	E	\$3,468	F	\$3,587	G	\$3,715	H	\$3,853
	I	\$4,066	J	\$4,322	L1	\$3,810	L2	\$3,963

**To Order, Specify:**

- ① Model Number
- ② Wood Species on Top/Chassis - Cherry (CH1), Maple (MA1), Walnut (WA1) or Double Cut (DC1) (see page 448)
- ③ Finish Color for Top/Chassis (see page 449)
- ④ Finish Color for Drawer Fronts (see page 449)
  - a.) Same as Top/Chassis
  - b.) Paint Color (see page 449)
- ⑤ Pull Color (see page 450)
- ⑥ Fabric Selection: vendor, pattern, color

## Secondary Height

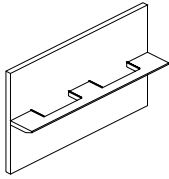
Description	D	W	H	CTN WT	CU FT	① Model	List Price
Veneer Wall Panel with Accessory Shelf	9	45	27	40	9	DY7-MWP-AT-0945	\$1,659
	9	36	27	32	7	DY7-MWP-AT-0936	\$1,570
	9	33	27	29	7	DY7-MWP-AT-0933	\$1,481
	9	30	27	26	6	DY7-MWP-AT-0930	\$1,434



- use with secondary height storage and wall mounted storage to achieve 69" overall height
- wall hung
- 7"d accessory shelf
- Note: tackboard or magnetic markerboard may be ordered for above the shelf, see pages 516-522

Excluded from GSA Contract

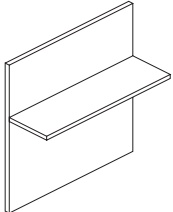
Veneer Wall Panel with File Shelf	9	45	27	42	9	DY7-MWP-FT-0945	\$1,969
	9	36	27	33	7	DY7-MWP-FT-0936	\$1,712
	9	33	27	31	7	DY7-MWP-FT-0933	\$1,602
	9	30	27	28	6	DY7-MWP-FT-0930	\$1,554



- use with secondary height storage and wall mounted storage to achieve 69" overall height
- wall hung
- shelf with two letter width file hanger openings
- silver file rods
- Note: tackboard or magnetic markerboard may be ordered for above the shelf, see pages 516-522

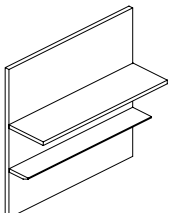
Excluded from GSA Contract

Secondary Height

Description	D	W	H	CTN WT	CU FT	① Model	List Price
<b>Veneer Wall Panel with Upper Shelf</b> 	15	45	44	84	22	DY7-MWP-ST-1545	\$1,722
	15	36	44	67	18	DY7-MWP-ST-1536	\$1,628
	15	33	44	61	16	DY7-MWP-ST-1533	\$1,533
	15	30	44	56	15	DY7-MWP-ST-1530	\$1,449

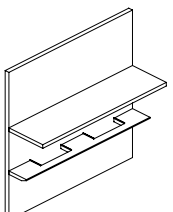
- use with secondary height storage to achieve 69" overall height
- wall hung
- 13 1/2"d shelf
- valance available, see page 553 (specify valance rail when using next to other wall panels with shelves)
- Note: tackboard or magnetic markerboard may be ordered for below the shelf, see pages 516-522

Excluded from GSA Contract

<b>Veneer Wall Panel with Upper Shelf and Accessory Shelf</b> 	15	45	44	88	22	DY7-MWP-AT-1545	\$1,869
	15	36	44	71	18	DY7-MWP-AT-1536	\$1,775
	15	33	44	65	16	DY7-MWP-AT-1533	\$1,680
	15	30	44	59	15	DY7-MWP-AT-1530	\$1,596

- use with secondary height storage to achieve 69" overall height
- wall hung
- 13 1/2"d upper shelf
- 7"d lower accessory shelf
- valance available, see page 553 (specify valance rail when using next to other wall panels with shelves)
- Note: tackboard or magnetic markerboard may be ordered for between the shelves, see pages 516-522

Excluded from GSA Contract

<b>Veneer Wall Panel with Upper Shelf and File Shelf</b> 	15	45	44	86	22	DY7-MWP-FT-1545	\$2,174
	15	36	44	69	18	DY7-MWP-FT-1536	\$1,927
	15	33	44	63	16	DY7-MWP-FT-1533	\$1,785
	15	30	44	58	15	DY7-MWP-FT-1530	\$1,749

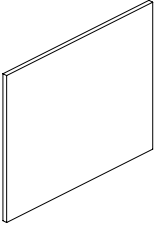
- use with secondary height storage to achieve 69" overall height
- wall hung
- 13 1/2"d upper shelf
- lower shelf with two letter width file hanger openings
- silver file rods
- valance available, see page 553 (specify valance rail when using next to other wall panels with shelves)
- Note: tackboard or magnetic markerboard may be ordered for between the shelves, see pages 516-522

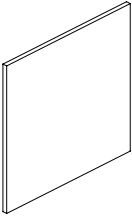
Excluded from GSA Contract

To Order, Specify:

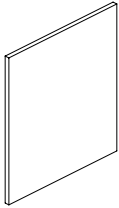
- ① Model Number
- ② Wood Species - Cherry (CH1), Maple (MA1), Walnut (WA1) or Double Cut (DC1) (see page 448)
- ③ Finish Color (see page 449)

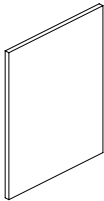
## Secondary Height

Description	D	W	H	CTN WT	CU FT	① Model	List Price Per Grade
<b>45" w Tackable Wall Panel</b>  <ul style="list-style-type: none"> <li>· use with secondary height storage to achieve 69" overall height</li> <li>· wall hung</li> <li>· com ydg: 1 ½</li> </ul> <p>Excluded from GSA Contract</p>	2	45	44	12	5	<b>DY7-TWP-1S-0245</b>	<b>COM \$1,011</b> A \$1,026 B \$1,055 C \$1,106 D \$1,172 E \$1,238 F \$1,341 G \$1,451 H \$1,568 I \$1,752 J \$1,971

<b>36" w Tackable Wall Panel</b>  <ul style="list-style-type: none"> <li>· use with secondary height storage to achieve 69" overall height</li> <li>· wall hung</li> <li>· com ydg: 1 ¼</li> </ul> <p>Excluded from GSA Contract</p>	2	36	44	10	4	<b>DY7-TWP-1S-0236</b>	<b>COM \$919</b> A \$932 B \$956 C \$999 D \$1,055 E \$1,109 F \$1,194 G \$1,287 H \$1,384 I \$1,537 J \$1,720
---	---	----	----	----	---	------------------------	--

Secondary Height

Description	D	W	H	CTN WT	CU FT	① Model	List Price Per Grade
33"w Tackable Wall Panel	2	33	44	10	4	DY7-TWP-1S-0233	COM \$840
 <ul style="list-style-type: none"> <li>· use with secondary height storage to achieve 69" overall height</li> <li>· wall hung</li> <li>· com ydg: 1 ¼</li> </ul> <p>Excluded from GSA Contract</p>	A						\$853
	B						\$877
	C						\$920
	D						\$976
	E						\$1,031
	F						\$1,116
	G						\$1,208
	H						\$1,306
	I						\$1,458
	J						\$1,642

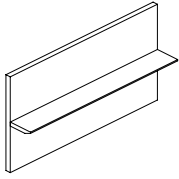
30"w Tackable Wall Panel	2	30	44	8	3	DY7-TWP-1S-0230	COM \$749
 <ul style="list-style-type: none"> <li>· use with secondary height storage to achieve 69" overall height</li> <li>· wall hung</li> <li>· com ydg: 1</li> </ul> <p>Excluded from GSA Contract</p>	A						\$760
	B						\$779
	C						\$813
	D						\$857
	E						\$901
	F						\$970
	G						\$1,043
	H						\$1,121
	I						\$1,244
	J						\$1,390

To Order, Specify:

- ① Model Number
- ② Fabric Selection: vendor, pattern, color

### Primary Height

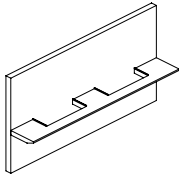
Description	D	W	H	CTN WT	CU FT	① Model	List Price
Veneer Wall Panel with Accessory Shelf	9	45	24	35	8	DY7-MWP-A1-0945	\$1,659
	9	36	24	28	7	DY7-MWP-A1-0936	\$1,570
	9	33	24	26	6	DY7-MWP-A1-0933	\$1,481
	9	30	24	24	6	DY7-MWP-A1-0930	\$1,434



- use with primary height storage and wall mounted storage to achieve 69" overall height
- wall hung
- 7"d accessory shelf
- valance available, see page 553 (specify valance rail when using next to other wall panels with shelves)
- Note: tackboard or magnetic markerboard may be ordered for above the shelf, see pages 516-522

Excluded from GSA Contract

Veneer Wall Panel with File Shelf	9	45	24	37	8	DY7-MWP-F1-0945	\$1,953
	9	36	24	30	7	DY7-MWP-F1-0936	\$1,696
	9	33	24	27	6	DY7-MWP-F1-0933	\$1,586
	9	30	24	25	6	DY7-MWP-F1-0930	\$1,539

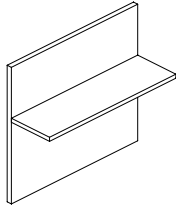


- use with primary height storage and wall mounted storage to achieve 69" overall height
- wall hung
- shelf with two file hanger openings
- silver file rods
- valance available, see page 553 (specify valance rail when using next to other wall panels with shelves)
- Note: tackboard or magnetic markerboard may be ordered for above the shelf, see pages 516-522

Excluded from GSA Contract

Primary Height

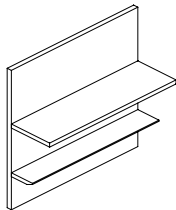
Description	D	W	H	CTN WT	CU FT	① Model	List Price
Veneer Wall Panel with Upper Shelf	15	45	41	78	20	DY7-MWP-S1-1545	\$1,670
	15	36	41	62	16	DY7-MWP-S1-1536	\$1,523
	15	33	41	57	15	DY7-MWP-S1-1533	\$1,449
	15	30	41	55	14	DY7-MWP-S1-1530	\$1,428



- use with primary height storage to achieve 69" overall height
- wall hung
- 13 1/2"d shelf
- valance available, see page 553 (specify valance rail when using next to other wall panels with shelves)
- Note: tackboard or magnetic markerboard may be ordered for below the shelf, see pages 516-522

Excluded from GSA Contract

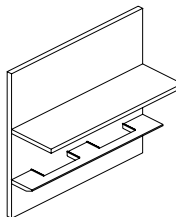
Veneer Wall Panel with Upper Shelf and Accessory Shelf	15	45	41	78	20	DY7-MWP-A1-1545	\$1,854
	15	36	41	62	16	DY7-MWP-A1-1536	\$1,759
	15	33	41	57	15	DY7-MWP-A1-1533	\$1,628
	15	30	41	52	14	DY7-MWP-A1-1530	\$1,586



- use with primary height storage to achieve 69" overall height
- wall hung
- 13 1/2"d upper shelf
- 7"d lower accessory shelf
- valance available, see page 553 (specify valance rail when using next to other wall panels with shelves)
- Note: tackboard or magnetic markerboard may be ordered for between the shelves, see pages 516-522

Excluded from GSA Contract

Veneer Wall Panel with Upper Shelf and File Shelf	15	45	41	93	20	DY7-MWP-F1-1545	\$2,048
	15	36	41	74	16	DY7-MWP-F1-1536	\$1,796
	15	33	41	68	15	DY7-MWP-F1-1533	\$1,665
	15	30	41	62	14	DY7-MWP-F1-1530	\$1,617



- use with primary height storage to achieve 69" overall height
- wall hung
- 13 1/2"d upper shelf
- lower shelf with two file hanger openings
- silver file rods
- valance available, see page 553 (specify valance rail when using next to other wall panels with shelves)
- Note: tackboard or magnetic markerboard may be ordered for between the shelves, see pages 516-522

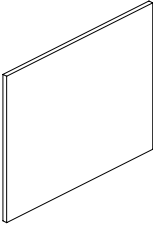
Excluded from GSA Contract

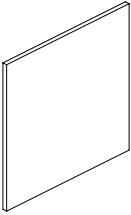
To Order, Specify:

- ① Model Number
- ② Wood Species - Cherry (CH1), Maple (MA1), Walnut (WA1), or Double Cut (DC1) (see page 448)
- ③ Finish Color (see page 449)

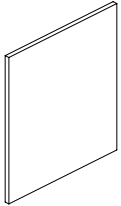


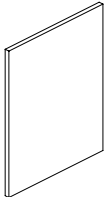
### Primary Height

Description	D	W	H	CTN WT	CU FT	① Model	List Price Per Grade
<b>45" w Tackable Wall Panel</b>  <ul style="list-style-type: none"> <li>· use with primary height storage to achieve 69" overall height</li> <li>· wall hung</li> <li>· com ydg: 1 ½</li> </ul> <hr/> Excluded from GSA Contract	2	45	41	12	5	<b>DY7-TWP-1-0245</b>	<b>COM \$958</b> A \$974 B \$1,002 C \$1,054 D \$1,120 E \$1,186 F \$1,289 G \$1,398 H \$1,516 I \$1,699 J \$1,919

<b>36" w Tackable Wall Panel</b>  <ul style="list-style-type: none"> <li>· use with primary height storage to achieve 69" overall height</li> <li>· wall hung</li> <li>· com ydg: 1 ¼</li> </ul> <hr/> Excluded from GSA Contract	2	36	41	10	4	<b>DY7-TWP-1-0236</b>	<b>COM \$877</b> A \$890 B \$914 C \$957 D \$1,013 E \$1,067 F \$1,152 G \$1,245 H \$1,342 I \$1,495 J \$1,678
---	---	----	----	----	---	-----------------------	--

Primary Height

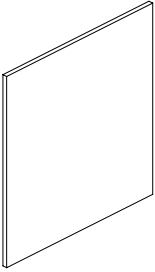
Description	D	W	H	CTN WT	CU FT	① Model	List Price Per Grade
33"w Tackable Wall Panel	2	33	41	9	4	DY7-TWP-1-0233	COM \$798
 <ul style="list-style-type: none"> <li>· use with primary height storage to achieve 69" overall height</li> <li>· wall hung</li> <li>· com ydg: 1 ¼</li> </ul> <p>Excluded from GSA Contract</p>	A						\$811
	B						\$835
	C						\$878
	D						\$934
	E						\$989
	F						\$1,074
	G						\$1,166
	H						\$1,264
	I						\$1,416
	J						\$1,600


30"w Tackable Wall Panel	2	30	41	8	3	DY7-TWP-1-0230	COM \$707
 <ul style="list-style-type: none"> <li>· use with primary height storage to achieve 69" overall height</li> <li>· wall hung</li> <li>· com ydg: 1</li> </ul> <p>Excluded from GSA Contract</p>	A						\$718
	B						\$737
	C						\$771
	D						\$815
	E						\$859
	F						\$928
	G						\$1,001
	H						\$1,079
	I						\$1,202
	J						\$1,348

To Order, Specify:


- ① Model Number
- ② Fabric Selection: vendor, pattern, color


### Bench Height

Description	D	W	H	CTN WT	CU FT	① Model	List Price Per Grade
<b>45" w Tackable Wall Panel</b>  <ul style="list-style-type: none"> <li>· use with bench height storage to achieve 69" overall height</li> <li>· wall hung</li> <li>· com ydg: 1 ½</li> </ul> <p>Excluded from GSA Contract</p>	2	45	52	12	5	<b>DY7-TWP-1T-0245</b>	<b>COM \$1,063</b>
	A	\$1,079					
	B	\$1,107					
	C	\$1,159					
	D	\$1,225					
	E	\$1,291					
	F	\$1,394					
	G	\$1,503					
	H	\$1,621					
	I	\$1,804					
	J	\$2,024					

<b>36" w Tackable Wall Panel</b>  <ul style="list-style-type: none"> <li>· use with bench height storage to achieve 69" overall height</li> <li>· wall hung</li> <li>· com ydg: 1 ¼</li> </ul> <p>Excluded from GSA Contract</p>	2	36	52	10	4	<b>DY7-TWP-1T-0236</b>	<b>COM \$872</b>
	A	\$885					
	B	\$909					
	C	\$952					
	D	\$1,007					
	E	\$1,062					
	F	\$1,147					
	G	\$1,239					
	H	\$1,337					
	I	\$1,489					
	J	\$1,673					

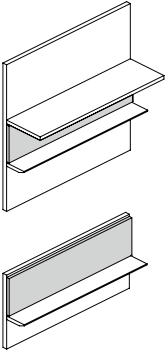
**Bench Height**

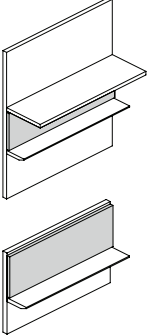
Description	D	W	H	CTN WT	CU FT	① Model	List Price Per Grade
33"w Tackable Wall Panel	2	33	52	10	4	DY7-TWP-1T-0233	COM \$804
 <ul style="list-style-type: none"> <li>· use with bench height storage to achieve 69" overall height</li> <li>· wall hung</li> <li>· com ydg: 1 ¼</li> </ul> <p>Excluded from GSA Contract</p>	A						\$816
	B						\$840
	C						\$884
	D						\$939
	E						\$994
	F						\$1,079
	G						\$1,171
	H						\$1,269
	I						\$1,421
	J						\$1,605

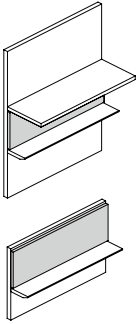
30"w Tackable Wall Panel	2	30	52	8	3	DY7-TWP-1T-0230	COM \$728
 <ul style="list-style-type: none"> <li>· use with bench height storage to achieve 69" overall height</li> <li>· wall hung</li> <li>· com ydg: 1</li> </ul> <p>Excluded from GSA Contract</p>	A						\$739
	B						\$758
	C						\$792
	D						\$836
	E						\$880
	F						\$949
	G						\$1,022
	H						\$1,100
	I						\$1,223
	J						\$1,369

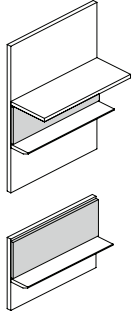
**To Order, Specify:**

- ① Model Number
- ② Fabric Selection: vendor, pattern, color

Description	D	W	H	CTN WT	CU FT	① Model	List Price Per Grade
<b>45"w Insert Tackboard</b>	¾	45	12 ¼	46	1	<b>DY9-WMB-1-1345</b>	<b>COM \$622</b>
 <ul style="list-style-type: none"> <li>· use with 45"w secondary or primary height wall panels</li> <li>· mounts above the accessory shelf</li> <li>· must indicate model number to be used with</li> <li>· must be factory installed</li> <li>· magnetic attachment</li> <li>· com: 1 ½</li> </ul> <p>Excluded from GSA Contract</p>							A \$638
							B \$666
							C \$718
							D \$784
							E \$850
							F \$953
							G \$1,062
							H \$1,180
							I \$1,363
							J \$1,583

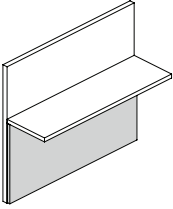
<b>36"w Insert Tackboard</b>	¾	36	12 ¼	37	1	<b>DY9-WMB-1-1336</b>	<b>COM \$557</b>
 <ul style="list-style-type: none"> <li>· use with 36"w secondary or primary height wall panels</li> <li>· mounts above the accessory shelf</li> <li>· must indicate model number to be used with</li> <li>· must be factory installed</li> <li>· magnetic attachment</li> <li>· com: 1 ¼</li> </ul> <p>Excluded from GSA Contract</p>							A \$570
							B \$594
							C \$637
							D \$692
							E \$747
							F \$832
							G \$924
							H \$1,022
							I \$1,174
							J \$1,358

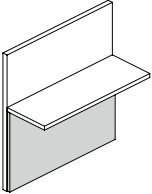
Description	D	W	H	CTN WT	CU FT	① Model	List Price Per Grade
<b>33"w Insert Tackboard</b>	¾	33	12 ¼	34	1	<b>DY9-WMB-1-1333</b>	COM \$510
 <ul style="list-style-type: none"> <li>· use with 33"w secondary or primary height wall panels</li> <li>· mounts above the accessory shelf</li> <li>· must indicate model number to be used with</li> <li>· must be factory installed</li> <li>· magnetic attachment</li> <li>· com: 1 ¼</li> </ul> <p>Excluded from GSA Contract</p>	A						\$522
	B						\$546
	C						\$590
	D						\$645
	E						\$700
	F						\$785
	G						\$877
	H						\$975
	I						\$1,127
	J						\$1,311

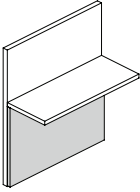
<b>30"w Insert Tackboard</b>	¾	30	12 ¼	31	1	<b>DY9-WMB-1-1330</b>	COM \$460
 <ul style="list-style-type: none"> <li>· use with 30"w secondary or primary height wall panels</li> <li>· mounts above the accessory shelf</li> <li>· must indicate model number to be used with</li> <li>· must be factory installed</li> <li>· magnetic attachment</li> <li>· com: 1</li> </ul> <p>Excluded from GSA Contract</p>	A						\$471
	B						\$490
	C						\$524
	D						\$569
	E						\$613
	F						\$681
	G						\$754
	H						\$832
	I						\$955
	J						\$1,101

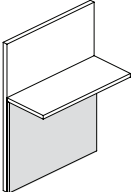
**To Order, Specify:**

- ① Model Number
- ② Fabric Selection: vendor, pattern, color

Description	D	W	H	CTN WT	CU FT	① Model	List Price Per Grade
<b>45" w Wall Panel Insert Tackboard</b>   <ul style="list-style-type: none"> <li>· use with 45" w primary height wall panel</li> <li>· mounts below the shelf</li> <li>· com: 1 1/2</li> </ul> <hr/> Excluded from GSA Contract	3/4	45	23 1/2	89	2	<b>DY9-WMB-1-2445</b>	<b>COM \$680</b> A \$696 B \$724 C \$775 D \$842 E \$908 F \$1,011 G \$1,120 H \$1,237 I \$1,421 J \$1,641

<b>36" w Wall Panel Insert Tackboard</b>   <ul style="list-style-type: none"> <li>· use with 36" w primary height wall panel</li> <li>· mounts below the shelf</li> <li>· com: 1 1/4</li> </ul> <hr/> Excluded from GSA Contract	3/4	36	23 1/2	72	2	<b>DY9-WMB-1-2436</b>	<b>COM \$604</b> A \$617 B \$641 C \$684 D \$740 E \$794 F \$879 G \$972 H \$1,069 I \$1,222 J \$1,405
--	-----	----	--------	----	---	-----------------------	--

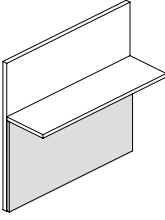
Description	D	W	H	CTN WT	CU FT	① Model	List Price Per Grade
<b>33"w Wall Panel Insert Tackboard</b>   <ul style="list-style-type: none"> <li>· use with 33"w primary height wall panel</li> <li>· mounts below the shelf</li> <li>· com: 1 ¼</li> </ul> <hr/> Excluded from GSA Contract	¾	33	23 ½	65	1	<b>DY9-WMB-1-2433</b>	COM \$546
	A	\$559					
	B	\$583					
	C	\$626					
	D	\$682					
	E	\$737					
	F	\$822					
	G	\$914					
	H	\$1,012					
	I	\$1,164					
	J	\$1,348					

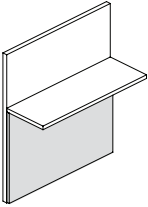
<b>30"w Wall Panel Insert Tackboard</b>   <ul style="list-style-type: none"> <li>· use with 30"w primary height wall panel</li> <li>· mounts below the shelf</li> <li>· com: 1</li> </ul> <hr/> Excluded from GSA Contract	¾	30	23 ½	59	1	<b>DY9-WMB-1-2430</b>	COM \$487
	A	\$497					
	B	\$516					
	C	\$551					
	D	\$595					
	E	\$639					
	F	\$707					
	G	\$781					
	H	\$858					
	I	\$981					
	J	\$1,127					

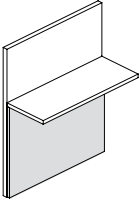
**To Order, Specify:**

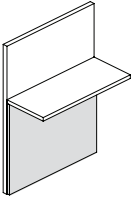
- ① Model Number
- ② Fabric Selection: vendor, pattern, color



Description	D	W	H	CTN WT	CU FT	① Model	List Price Per Grade
<b>45" w Wall Panel Insert Tackboard</b>   <ul style="list-style-type: none"> <li>· use with 45" w secondary height wall panel</li> <li>· mounts below the shelf</li> <li>· com: 1 1/2</li> </ul> <hr/> Excluded from GSA Contract	3/4	45	26 1/2	100	2	<b>DY9-WMB-1-2745</b>	<b>COM \$738</b> A \$753 B \$782 C \$833 D \$899 E \$965 F \$1,068 G \$1,178 H \$1,295 I \$1,479 J \$1,698

<b>36" w Wall Panel Insert Tackboard</b>   <ul style="list-style-type: none"> <li>· use with 36" w secondary height wall panel</li> <li>· mounts below the shelf</li> <li>· com: 1 1/4</li> </ul> <hr/> Excluded from GSA Contract	3/4	36	26 1/2	81	2	<b>DY9-WMB-1-2736</b>	<b>COM \$662</b> A \$675 B \$699 C \$742 D \$797 E \$852 F \$937 G \$1,029 H \$1,127 I \$1,279 J \$1,463
--	-----	----	--------	----	---	-----------------------	--

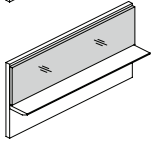
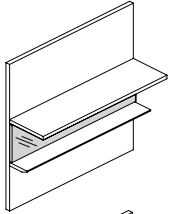
Description	D	W	H	CTN WT	CU FT	① Model	List Price Per Grade
<b>33"w Wall Panel Insert Tackboard</b>   <ul style="list-style-type: none"> <li>· use with 33"w secondary height wall panel</li> <li>· mounts below the shelf</li> <li>· com: 1 ¼</li> </ul> <hr/> Excluded from GSA Contract	¾	33	26½	74	2	<b>DY9-WMB-1-2733</b>	COM \$534
	A	\$544					
	B	\$563					
	C	\$598					
	D	\$642					
	E	\$686					
	F	\$754					
	G	\$828					
	H	\$906					
	I	\$1,028					
	J	\$1,174					

<b>30"w Wall Panel Insert Tackboard</b>   <ul style="list-style-type: none"> <li>· use with 30"w secondary height wall panel</li> <li>· mounts below the shelf</li> <li>· com: 1</li> </ul> <hr/> Excluded from GSA Contract	¾	30	26½	67	2	<b>DY9-WMB-1-2730</b>	COM \$534
	A	\$544					
	B	\$563					
	C	\$598					
	D	\$642					
	E	\$686					
	F	\$754					
	G	\$828					
	H	\$906					
	I	\$1,028					
	J	\$1,174					

**To Order, Specify:**

- ① Model Number
- ② Fabric Selection: vendor, pattern, color

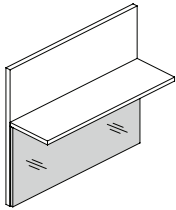
Description	D	W	H	CTN WT	CU FT	① Model	List Price
<b>12 ¼" h Magnetic Glass Insert Markerboard</b>	¾	45	12 ¼	51	1	DY9-WMB-G-1345	\$640
	¾	36	12 ¼	42	1	DY9-WMB-G-1336	\$636
	¾	33	12 ¼	39	1	DY9-WMB-G-1333	\$594
	¾	30	12 ¼	36	1	DY9-WMB-G-1330	\$552



- use with secondary and primary height wall panels
- mounts above the accessory shelf
- magnetic back painted white glass with markerboard and aluminum frame
- pack of 6 magnets included

Excluded from GSA Contract

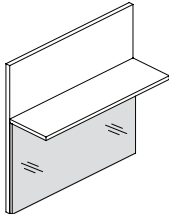
<b>23 ½" h Magnetic Glass Insert Markerboard</b>	¾	45	23 ½	94	2	DY9-WMB-G-2445	\$1,245
	¾	36	23 ½	77	2	DY9-WMB-G-2436	\$1,014
	¾	33	23 ½	70	1	DY9-WMB-G-2433	\$961
	¾	30	23 ½	64	1	DY9-WMB-G-2430	\$909



- use with primary height wall panels
- mounts below the shelf
- magnetic back painted white glass with markerboard and aluminum frame
- pack of 6 magnets included

Excluded from GSA Contract

<b>26 ½" h Magnetic Glass Insert Markerboard</b>	¾	45	26 ½	106	2	DY9-WMB-G-2745	\$1,308
	¾	36	26 ½	86	2	DY9-WMB-G-2736	\$1,140
	¾	33	26 ½	79	2	DY9-WMB-G-2733	\$1,056
	¾	30	26 ½	72	2	DY9-WMB-G-2730	\$993

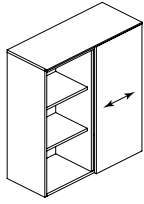


- use with secondary height wall panels
- mounts below the shelf
- magnetic back painted white glass with markerboard and aluminum frame
- pack of 6 magnets included

Excluded from GSA Contract

Primary Height

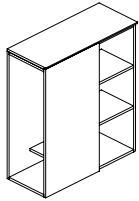
Description	D	W	H	CTN WT	CU FT	① Model	List Price
40" h Sliding Door Storage Tower	15	36	40	116	16	DY5-TSS-1-1536	\$2,883
	15	30	40	97	14	DY5-TSS-1-1530	\$2,599



- use with primary height storage to achieve 69" overall height
- single sliding door
- two adjustable shelves each side
- optional back painted glass door with thin aluminum frame available, specify and add \$762 list

Excluded from GSA Contract

40" h Side Wardrobe with Open Shelf	15	36	40	116	16	DY5-SWS-1-1536R	\$2,751
	15	36	40	116	16	DY5-SWS-1-1536L	\$2,751
	15	30	40	97	14	DY5-SWS-1-1530R	\$2,594
	15	30	40	97	14	DY5-SWS-1-1530L	\$2,594

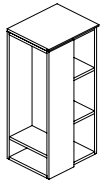


left shown

- use with primary height storage to achieve 69" overall height
- side entry wardrobe with adjustable shelf and two coat hooks
- two adjustable shelves in open compartment
- -1536 open compartment, 15"w
- -1530 open compartment, 9"w

Excluded from GSA Contract

40" h Side Wardrobe with Open Shelf	15	18	40	58	8	DY5-SWS-1-1518R	\$2,352
	15	18	40	58	8	DY5-SWS-1-1518L	\$2,352



left shown

- use with primary height storage to achieve 69" overall height
- side entry wardrobe with adjustable shelf and two coat hooks
- two adjustable shelves in open compartment
- open compartment, 9"w

Excluded from GSA Contract

To Order, Specify:

Markerboards

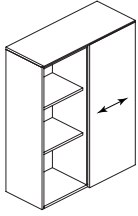
- ① Model Number

Storage Units

- ① Model Number
- ② Wood Species on Top/Chassis - Cherry (CH1), Maple (MA1), Walnut (WA1) or Double Cut (DC1) (see page 448)
- ③ Finish Color for Top/Chassis (see page 449)
- ④ Finish Color for Door/Front Panel (see page 449)
  - a.) Same as Top/Chassis
  - b.) Paint Color (see page 449)

## Secondary Height

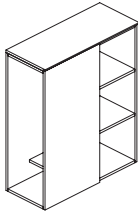
Description	D	W	H	CTN WT	CU FT	① Model	List Price
43" h Sliding Door Storage Tower	15	36	43	125	17	DY5-TST-1-1536	\$3,150
	15	30	43	104	14	DY5-TST-1-1530	\$2,961



- use with secondary height storage to achieve 69" overall height
- single sliding door
- two adjustable shelves each side
- optional back painted glass door with thin aluminum frame available, specify and add \$819 list

Excluded from GSA Contract

43" h Side Wardrobe with Open Shelf	15	36	43	125	17	DY5-SWT-1-1536R	\$2,804
	15	36	43	125	17	DY5-SWT-1-1536L	\$2,804
	15	30	43	104	14	DY5-SWT-1-1530R	\$2,762
	15	30	43	104	14	DY5-SWT-1-1530L	\$2,762

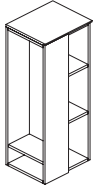


left shown

- use with secondary height storage to achieve 69" overall height
- side entry wardrobe with adjustable shelf and two coat hooks
- two adjustable shelves in open compartment
- -1536 open compartment, 15"w
- -1530 open compartment, 9"w

Excluded from GSA Contract

43" h Side Wardrobe with Open Shelf	15	18	43	63	9	DY5-SWT-1-1518R	\$2,457
	15	18	43	63	9	DY5-SWT-1-1518L	\$2,457



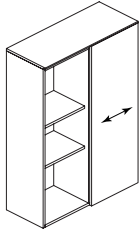
left shown

- use with secondary height storage to achieve 69" overall height
- side entry wardrobe with adjustable shelf and two coat hooks
- two adjustable shelves in open compartment
- open compartment, 9"w

Excluded from GSA Contract

**Bench Height**

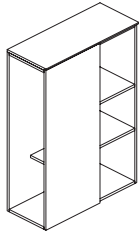
Description	D	W	H	CTN WT	CU FT	① Model	List Price
51" h Sliding Door Storage Tower	15	36	51	148	20	DY5-TSL-1-1536	\$3,255
	15	30	51	123	17	DY5-TSL-1-1530	\$3,051



- use with bench height storage to achieve 69" overall height
- single sliding door
- two adjustable shelves each side
- optional back painted glass door with thin aluminum frame available, specify and add \$972 list

Excluded from GSA Contract

51" h Side Wardrobe with Open Shelf	15	36	51	148	20	DY5-SWL-1-1536R	\$2,904
	15	36	51	148	20	DY5-SWL-1-1536L	\$2,904
	15	30	51	123	17	DY5-SWL-1-1530R	\$2,835
	15	30	51	123	17	DY5-SWL-1-1530L	\$2,835

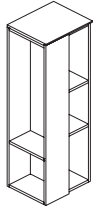


left shown

- use with bench height storage to achieve 69" overall height
- side entry wardrobe with adjustable shelf and two coat hooks
- two adjustable shelves in open compartment
- -1536 open compartment, 15"w
- -1530 open compartment, 9"w

Excluded from GSA Contract

51" h Side Wardrobe with Open Shelf	15	18	51	74	11	DY5-SWL-1-1518R	\$2,510
	15	18	51	74	11	DY5-SWL-1-1518L	\$2,510

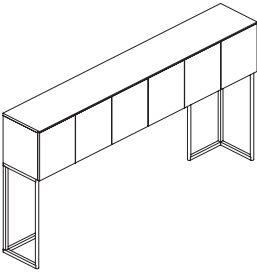
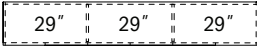


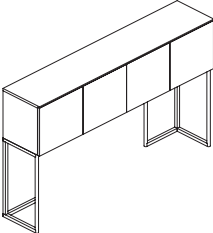
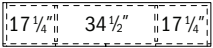
- use with bench height storage to achieve 69" overall height
- side entry wardrobe with adjustable shelf and two coat hooks
- two adjustable shelves in open compartment
- open compartment, 9"w

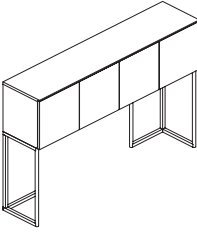
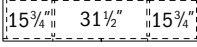
Excluded from GSA Contract

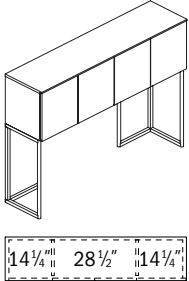
**To Order, Specify:**

- ① Model Number
- ② Wood Species on Top/Chassis - Cherry (CH1), Maple (MA1), Walnut (WA1) or Double Cut (DC1) (see page 448)
- ③ Finish Color for Top/Chassis (see page 449)
- ④ Finish Color for Door/Front Panel (see page 449)
  - a.) Same as Top/Chassis
  - b.) Paint Color (see page 449)

Description	D	W	H	CTN WT	CU FT	① Model	List Price No Tackboard	List Price With Tackboard
<b>43" h Post Support Overhead Cabinet with Six Doors</b>	15	90	43	214	42	<b>DY4-BOS-1S-1590</b>	<b>\$4,211</b>	<b>COM \$5,900</b>
 <ul style="list-style-type: none"> <li>· use with secondary height storage to align with 69" h storage towers</li> <li>· hinged doors</li> <li>· locking doors available, specify and add \$315 list (locking not available on glass doors)</li> <li>· optional back painted glass doors with thin aluminum frame available, specify and add \$1,722 list</li> <li>· bevel finger pull on wood or paint finish doors</li> <li>· valance rail</li> <li>· compartment height: 14 1/4"</li> <li>· compartment depth: 13 5/8"</li> <li>· worksurface to valance rail: 25 1/2"</li> <li>· com ydg: 2</li> </ul> 								A \$5,920 B \$5,959 C \$6,029 D \$6,116 E \$6,204 F \$6,340 G \$6,487 H \$6,644 I \$6,888 J \$7,181
Excluded from GSA Contract								

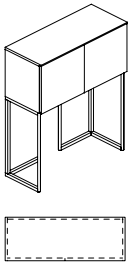
<b>43" h Post Support Overhead Cabinet with Four Doors</b>	15	72	43	171	33	<b>DY4-BOS-1S-1572</b>	<b>\$3,502</b>	<b>COM \$4,338</b>
 <ul style="list-style-type: none"> <li>· use with secondary height storage to align with 69" h storage towers</li> <li>· hinged doors</li> <li>· locking doors available, specify and add \$315 list (locking not available on glass doors)</li> <li>· optional back painted glass doors with thin aluminum frame available, specify and add \$1,334 list</li> <li>· bevel finger pull on wood or paint finish doors</li> <li>· valance rail</li> <li>· compartment height: 14 1/4"</li> <li>· compartment depth: 13 5/8"</li> <li>· worksurface to valance rail: 25 1/2"</li> <li>· com ydg: 1 1/2</li> </ul> 								A \$4,354 B \$4,382 C \$4,434 D \$4,500 E \$4,566 F \$4,669 G \$4,778 H \$4,896 I \$5,079 J \$5,299
Excluded from GSA Contract								

<b>43" h Post Support Overhead Cabinet with Four Doors</b>	15	66	43	157	31	<b>DY4-BOS-1S-1566</b>	<b>\$3,282</b>	<b>COM \$4,028</b>
 <ul style="list-style-type: none"> <li>· use with secondary height storage to align with 69" h storage towers</li> <li>· hinged doors</li> <li>· locking doors available, specify and add \$315 list (locking not available on glass doors)</li> <li>· optional back painted glass doors with thin aluminum frame available, specify and add \$1,224 list</li> <li>· bevel finger pull on wood or paint finish doors</li> <li>· valance rail</li> <li>· compartment height: 14 1/4"</li> <li>· compartment depth: 13 5/8"</li> <li>· worksurface to valance rail: 25 1/2"</li> <li>· com ydg: 1 1/2</li> </ul> 								A \$4,044 B \$4,072 C \$4,124 D \$4,190 E \$4,256 F \$4,359 G \$4,468 H \$4,586 I \$4,770 J \$4,989
Excluded from GSA Contract								

Description	D	W	H	CTN WT	CU FT	① Model	List Price No Tackboard	List Price With Tackboard
<b>43" Post Support Overhead Cabinet with Four Doors</b> 	15	60	43	143	28	<b>DY4-BOS-1S-1560</b>	<b>\$3,119</b>	COM \$3,764
								A \$3,776
								B \$3,800
								C \$3,843
								D \$3,899
								E \$3,954
								F \$4,039
								G \$4,131
								H \$4,229
								I \$4,381
							J \$4,565	

- use with secondary height storage to align with 69" h storage towers
- hinged doors
- locking doors available, specify and add \$315 list (locking not available on glass doors)
- optional back painted glass doors with thin aluminum frame available, specify and add \$909 list
- bevel finger pull on wood or paint finish doors
- valance rail
- compartment height: 14 1/4"
- compartment depth: 13 5/8"
- worksurface to valance rail: 25 1/2"
- com ydg: 1 1/4"

Excluded from GSA Contract

							List Price
<b>43" Post Support Overhead Cabinet with Two Doors</b> 	15	36	43	86	17	<b>DY4-BOS-1S-1536</b>	<b>\$2,699</b>
	15	33	43	79	16	<b>DY4-BOS-1S-1533</b>	<b>\$2,505</b>
	15	30	43	71	14	<b>DY4-BOS-1S-1530</b>	<b>\$2,368</b>

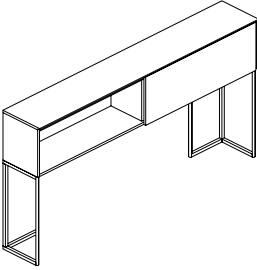

- use with secondary height storage to align with 69" h storage towers
- hinged doors
- locking doors available, specify and add \$105 list (locking not available on glass doors)
- optional back painted glass doors with thin aluminum frame available, specify and add \$494 list to 36" wide, \$457 list to 33" wide and \$447 list to 30" wide
- bevel finger pull on wood or paint finish doors
- valance rail
- compartment height: 14 1/4"
- compartment depth: 13 5/8"
- worksurface to valance rail: 25 1/2"
- tackboard not available

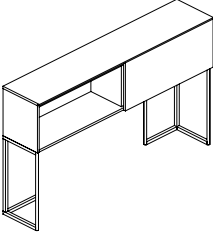

Excluded from GSA Contract

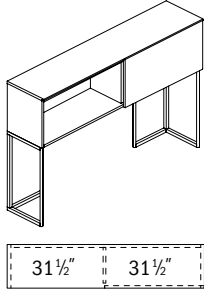
**To Order, Specify:**

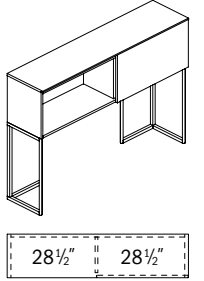
- ① Model Number
- ② Wood Species on Top/Chassis - Cherry (CH1), Maple (MA1), Walnut (WA1) or Double Cut (DC1) (see page 448)
- ③ Finish Color for Top/Chassis (see page 449)
- ④ Finish Color for Door Fronts (see page 449)
  - a.) Same as Top/Chassis
  - b.) Paint Color (see page 449)
  - c.) Back Painted Glass, Upcharge Applies
- ⑤ Post Support Color - Arctic Silver (ASL) or Bright White (BWH)
- ⑥ Fabric Selection: vendor, pattern, color



Description	D	W	H	CTN WT	CU FT	① Model	List Price No Tackboard	List Price With Tackboard
<b>43" h Post Support Overhead Cabinet with Sliding Door</b>	15	90	43	473	42	<b>DY4-BSD-1S-1590</b>	<b>\$3,812</b>	<b>COM \$4,934</b>
 <ul style="list-style-type: none"> <li>· use with secondary height storage to align with 69" h storage towers</li> <li>· single sliding door</li> <li>· optional back painted glass door available, specify and add \$767 list</li> <li>· bevel finger pull on wood or paint finish door</li> <li>· valance rail</li> <li>· compartment height: 14 1/4"</li> <li>· compartment depth: 13 5/8"</li> <li>· worksurface to valance rail: 25 1/2"</li> <li>· com ydg: 2</li> </ul>	<ul style="list-style-type: none"> <li>A \$4,954</li> <li>B \$4,993</li> <li>C \$5,063</li> <li>D \$5,150</li> <li>E \$5,238</li> <li>F \$5,374</li> <li>G \$5,521</li> <li>H \$5,678</li> <li>I \$5,922</li> <li>J \$6,215</li> </ul>							
<p>Excluded from GSA Contract</p> 								

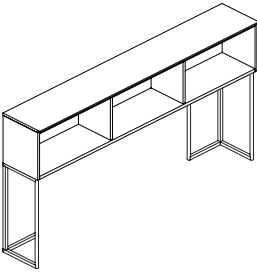
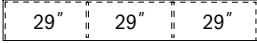
<b>43" h Post Support Overhead Cabinet with Sliding Door</b>	15	72	43	378	33	<b>DY4-BSD-1S-1572</b>	<b>\$3,518</b>	<b>COM \$4,354</b>
 <ul style="list-style-type: none"> <li>· use with secondary height storage to align with 69" h storage towers</li> <li>· single sliding door</li> <li>· optional back painted glass door available, specify and add \$615 list</li> <li>· bevel finger pull on wood or paint finish door</li> <li>· valance rail</li> <li>· compartment height: 14 1/4"</li> <li>· compartment depth: 13 5/8"</li> <li>· worksurface to valance rail: 25 1/2"</li> <li>· com ydg: 1 1/2</li> </ul>	<ul style="list-style-type: none"> <li>A \$4,370</li> <li>B \$4,398</li> <li>C \$4,449</li> <li>D \$4,515</li> <li>E \$4,582</li> <li>F \$4,685</li> <li>G \$4,794</li> <li>H \$4,911</li> <li>I \$5,095</li> <li>J \$5,315</li> </ul>							
<p>Excluded from GSA Contract</p> 								

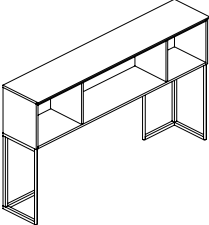
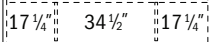
Description	D	W	H	CTN WT	CU FT	① Model	List Price No Tackboard	List Price With Tackboard
<b>43" Post Support Overhead Cabinet with Sliding Door</b> 	15	66	43	347	31	<b>DY4-BSD-1S-1566</b>	<b>\$3,360</b>	COM \$4,107 A \$4,123 B \$4,151 C \$4,203 D \$4,269 E \$4,335 F \$4,438 G \$4,547 H \$4,665 I \$4,848 J \$5,068
<ul style="list-style-type: none"> <li>• use with secondary height storage to align with 69" storage towers</li> <li>• single sliding door</li> <li>• optional back painted glass door available, specify and add \$420 list</li> <li>• bevel finger pull on wood or paint finish door</li> <li>• valance rail</li> <li>• compartment height: 14 1/4"</li> <li>• compartment depth: 13 5/8"</li> <li>• worksurface to valance rail: 25 1/2"</li> <li>• com ydg: 1 1/2"</li> </ul> <p>Excluded from GSA Contract</p>								

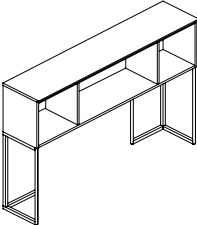
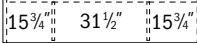
<b>43" Post Support Overhead Cabinet with Sliding Door</b> 	15	60	43	315	28	<b>DY4-BSD-1S-1560</b>	<b>\$3,324</b>	COM \$3,968 A \$3,981 B \$4,005 C \$4,048 D \$4,104 E \$4,158 F \$4,244 G \$4,336 H \$4,434 I \$4,586 J \$4,770
<ul style="list-style-type: none"> <li>• use with secondary height storage to align with 69" storage towers</li> <li>• single sliding door</li> <li>• optional back painted glass door available, specify and add \$384 list</li> <li>• bevel finger pull on wood or paint finish door</li> <li>• valance rail</li> <li>• compartment height: 14 1/4"</li> <li>• compartment depth: 13 5/8"</li> <li>• worksurface to valance rail: 25 1/2"</li> <li>• com ydg: 1 1/4"</li> </ul> <p>Excluded from GSA Contract</p>								

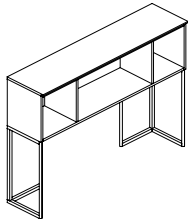
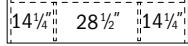
**To Order, Specify:**

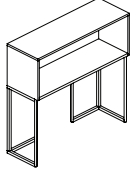

- ① Model Number
- ② Wood Species on Top/Chassis - Cherry (CH1), Maple (MA1), Walnut (WA1) or Double Cut (DC1) (see page 448)
- ③ Finish Color for Top/Chassis (see page 449)
- ④ Finish Color for Door Front (see page 449)
  - a.) Same as Top/Chassis
  - b.) Paint Color (see page 449)
  - c.) Back Painted Glass, Upcharge Applies
- ⑤ Post Support Color - Arctic Silver (ASL) or Bright White (BWH)
- ⑥ Fabric Selection: vendor, pattern, color

Description	D	W	H	CTN WT	CU FT	① Model	List Price No Tackboard	List Price With Tackboard
<b>43" h Post Support Open Overhead Cabinet</b>	15	90	43	185	42	<b>DY4-B00-1S-1590</b>	<b>\$3,654</b>	<b>COM \$4,777</b>
 <ul style="list-style-type: none"> <li>· use with secondary height storage to align with 69" h storage towers</li> <li>· valance rail</li> <li>· compartment height: 14 1/4"</li> <li>· compartment depth: 13 5/8"</li> <li>· worksurface to valance rail: 25 1/2"</li> <li>· com ydg: 2</li> </ul> <p>Excluded from GSA Contract</p>								A \$4,797 B \$4,836 C \$4,905 D \$4,992 E \$5,080 F \$5,217 G \$5,364 H \$5,520 I \$5,765 J \$6,058
								

<b>43" h Post Support Open Overhead Cabinet</b>	15	72	43	170	33	<b>DY4-B00-1S-1572</b>	<b>\$3,360</b>	<b>COM \$4,196</b>
 <ul style="list-style-type: none"> <li>· use with secondary height storage to align with 69" h storage towers</li> <li>· valance rail</li> <li>· compartment height: 14 1/4"</li> <li>· compartment depth: 13 5/8"</li> <li>· worksurface to valance rail: 25 1/2"</li> <li>· com ydg: 1 1/2</li> </ul> <p>Excluded from GSA Contract</p>								A \$4,212 B \$4,240 C \$4,292 D \$4,358 E \$4,424 F \$4,527 G \$4,636 H \$4,754 I \$4,938 J \$5,157
								

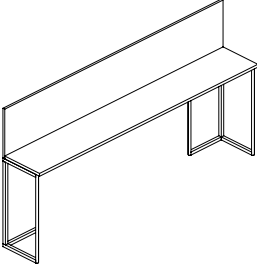
<b>43" h Post Support Open Overhead Cabinet</b>	15	66	43	156	31	<b>DY4-B00-1S-1566</b>	<b>\$3,203</b>	<b>COM \$3,950</b>
 <ul style="list-style-type: none"> <li>· use with secondary height storage to align with 69" h storage towers</li> <li>· valance rail</li> <li>· compartment height: 14 1/4"</li> <li>· compartment depth: 13 5/8"</li> <li>· worksurface to valance rail: 25 1/2"</li> <li>· com ydg: 1 1/2</li> </ul> <p>Excluded from GSA Contract</p>								A \$3,965 B \$3,994 C \$4,045 D \$4,111 E \$4,177 F \$4,280 G \$4,389 H \$4,507 I \$4,691 J \$4,910
								

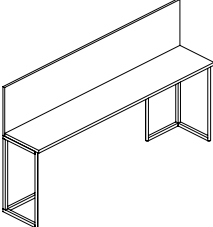
Description	D	W	H	CTN WT	CU FT	① Model	List Price No Tackboard	List Price With Tackboard	
<b>43" Post Support Open Overhead Cabinet</b>  	15	60	43	142	28	<b>DY4-B00-1S-1560</b>	<b>\$3,129</b>	COM \$3,774	
	<ul style="list-style-type: none"> <li>· use with secondary height storage to align with 69" storage towers</li> <li>· valance rail</li> <li>· compartment height: 14 1/4"</li> <li>· compartment depth: 13 5/8"</li> <li>· worksurface to valance rail: 25 1/2"</li> <li>· com ydg: 1 1/4"</li> </ul>								A \$3,787
	Excluded from GSA Contract								B \$3,811
									C \$3,854
									D \$3,910
									E \$3,964
									F \$4,049
									G \$4,142
									H \$4,239
									I \$4,392
								J \$4,575	

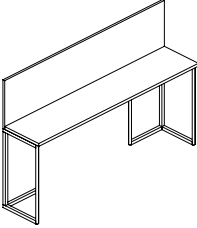
Description	D	W	H	CTN WT	CU FT	① Model	List Price
<b>43" Post Support Open Overhead Cabinet</b>  	15	45	43	106	21	<b>DY4-B00-1S-1545</b>	<b>\$2,573</b>
	15	36	43	85	17	<b>DY4-B00-1S-1536</b>	<b>\$2,426</b>
	15	33	43	79	16	<b>DY4-B00-1S-1533</b>	<b>\$2,289</b>
	15	30	43	71	14	<b>DY4-B00-1S-1530</b>	<b>\$2,253</b>
	<ul style="list-style-type: none"> <li>· use with secondary height storage to align with 69" storage towers</li> <li>· valance rail</li> <li>· compartment height: 14 1/4"</li> <li>· compartment depth: 13 5/8"</li> <li>· worksurface to valance rail: 25 1/2"</li> <li>· tackboard not available</li> </ul>						
Excluded from GSA Contract							

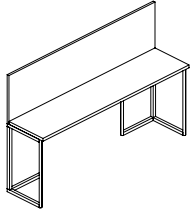
**To Order, Specify:**

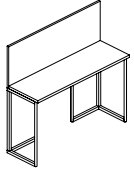
- ① Model Number
- ② Wood Species on Top/Chassis - Cherry (CH1), Maple (MA1), Walnut (WA1) or Double Cut (DC1) (see page 448)
- ③ Finish Color for Top/Chassis (see page 449)
- ④ Post Support Color - Arctic Silver (ASL) or Bright White (BWH)
- ⑤ Fabric Selection: vendor, pattern, color

Description	D	W	H	CTN WT	CU FT	① Model	List Price No Tackboard	List Price With Tackboard
<b>43" Post Support Overhead Storage Shelf</b>  <ul style="list-style-type: none"> <li>· use with secondary height storage to align with 69" h storage towers</li> <li>· valance rail</li> <li>· worksurface to valance rail: 25 1/2"</li> <li>· com ydg: 2</li> </ul> <p>Excluded from GSA Contract</p>	15	90	43	152	42	<b>DY4-OLS-1S-1590</b>	<b>\$2,772</b>	<b>COM \$3,895</b> A \$3,915 B \$3,954 C \$4,023 D \$4,110 E \$4,198 F \$4,335 G \$4,482 H \$4,638 I \$4,883 J \$5,176

<b>43" Post Support Overhead Storage Shelf</b>  <ul style="list-style-type: none"> <li>· use with secondary height storage to align with 69" h storage towers</li> <li>· valance rail</li> <li>· worksurface to valance rail: 25 1/2"</li> <li>· com ydg: 1 1/2</li> </ul> <p>Excluded from GSA Contract</p>	15	72	43	122	33	<b>DY4-OLS-1S-1572</b>	<b>\$2,568</b>	<b>COM \$3,404</b> A \$3,416 B \$3,440 C \$3,483 D \$3,539 E \$3,594 F \$3,679 G \$3,771 H \$3,869 I \$4,021 J \$4,205
---	----	----	----	-----	----	------------------------	----------------	--

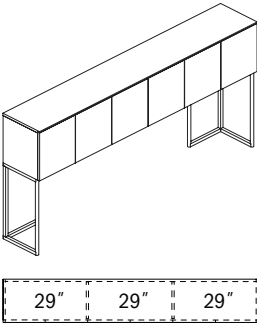
<b>43" Post Support Overhead Storage Shelf</b>  <ul style="list-style-type: none"> <li>· use with secondary height storage to align with 69" h storage towers</li> <li>· valance rail</li> <li>· worksurface to valance rail: 25 1/2"</li> <li>· com ydg: 1 1/2</li> </ul> <p>Excluded from GSA Contract</p>	15	66	43	112	31	<b>DY4-OLS-1S-1566</b>	<b>\$2,436</b>	<b>COM \$3,183</b> A \$3,196 B \$3,220 C \$3,263 D \$3,318 E \$3,373 F \$3,458 G \$3,551 H \$3,648 I \$3,800 J \$3,984
---	----	----	----	-----	----	------------------------	----------------	--

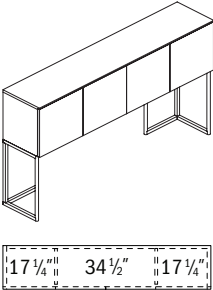
Description	D	W	H	CTN WT	CU FT	① Model	List Price No Tackboard	List Price With Tackboard
<b>43" Post Support Overhead Storage Shelf</b>  <ul style="list-style-type: none"> <li>· use with secondary height storage to align with 69" storage towers</li> <li>· valance rail</li> <li>· work surface to valance rail: 25 1/2"</li> <li>· com ydg: 1 1/4</li> </ul> <p>Excluded from GSA Contract</p>	15	60	43	102	28	<b>DY4-OLS-1S-1560</b>	<b>\$2,352</b>	COM \$2,997
								A \$3,010
								B \$3,034
								C \$3,077
								D \$3,133
								E \$3,187
								F \$3,272
								G \$3,365
								H \$3,462
								I \$3,615
								J \$3,798

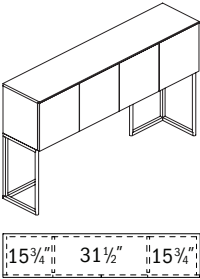
Description	D	W	H	CTN WT	CU FT	① Model	List Price
<b>43" Post Support Overhead Storage Shelf</b>  <ul style="list-style-type: none"> <li>· use with secondary height storage to align with 69" storage towers</li> <li>· valance rail</li> <li>· work surface to valance rail: 25 1/2"</li> <li>· tackboard not available</li> </ul> <p>Excluded from GSA Contract</p>	15	45	43	76	21	<b>DY4-OLS-1S-1545</b>	<b>\$2,001</b>
	15	36	43	61	17	<b>DY4-OLS-1S-1536</b>	<b>\$1,901</b>
	15	33	43	57	16	<b>DY4-OLS-1S-1533</b>	<b>\$1,822</b>
	15	30	43	51	14	<b>DY4-OLS-1S-1530</b>	<b>\$1,796</b>

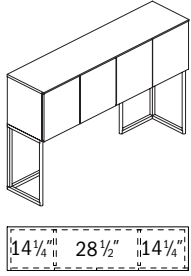
**To Order, Specify:**

- ① Model Number
- ② Wood Species - Cherry (CH1), Maple (MA1), Walnut (WA1) or Double Cut (DC1) (see page 448)
- ③ Finish Color (see page 449)
- ④ Post Support Color - Arctic Silver (ASL) or Bright White (BWH)
- ⑤ Fabric Selection: vendor, pattern, color

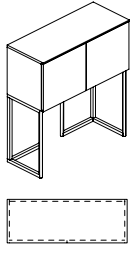
Description	D	W	H	CTN WT	CU FT	Model	List Price No Tackboard	List Price With Tackboard
<b>40" h Post Support Overhead Cabinet with Six Doors</b>	15	90	40	212	39	<b>DY4-BOS-1-1590</b>	<b>\$4,200</b>	<b>COM \$5,173</b>
 <ul style="list-style-type: none"> <li>· use with primary height storage to align with 69" h storage towers</li> <li>· hinged doors</li> <li>· locking doors available, specify and add \$315 list (locking not available on glass doors)</li> <li>· optional back painted glass doors with thin aluminum frame available, specify and add \$1,722 list</li> <li>· bevel finger pull on wood or paint finish doors</li> <li>· valance rail</li> <li>· compartment height: 14 1/4"</li> <li>· compartment depth: 13 5/8"</li> <li>· worksurface to valance rail: 22"</li> <li>· com ydg: 2</li> </ul>								<b>A \$5,193</b> <b>B \$5,232</b> <b>C \$5,301</b> <b>D \$5,388</b> <b>E \$5,476</b> <b>F \$5,613</b> <b>G \$5,760</b> <b>H \$5,916</b> <b>I \$6,161</b> <b>J \$6,454</b>
Excluded from GSA Contract								

<b>40" h Post Support Overhead Cabinet with Four Doors</b>	15	72	40	178	31	<b>DY4-BOS-1-1572</b>	<b>\$3,492</b>	<b>COM \$4,217</b>
 <ul style="list-style-type: none"> <li>· use with primary height storage to align with 69" h storage towers</li> <li>· hinged doors</li> <li>· locking doors available, specify and add \$315 list (locking not available on glass doors)</li> <li>· optional back painted glass doors with thin aluminum frame available, specify and add \$1,334 list</li> <li>· bevel finger pull on wood or paint finish doors</li> <li>· valance rail</li> <li>· compartment height: 14 1/4"</li> <li>· compartment depth: 13 5/8"</li> <li>· worksurface to valance rail: 22"</li> <li>· com ydg: 1 1/2</li> </ul>								<b>A \$4,233</b> <b>B \$4,261</b> <b>C \$4,313</b> <b>D \$4,379</b> <b>E \$4,445</b> <b>F \$4,548</b> <b>G \$4,657</b> <b>H \$4,775</b> <b>I \$4,959</b> <b>J \$5,178</b>
Excluded from GSA Contract								

<b>40" h Post Support Overhead Cabinet with Four Doors</b>	15	66	40	159	29	<b>DY4-BOS-1-1566</b>	<b>\$3,271</b>	<b>COM \$3,921</b>
 <ul style="list-style-type: none"> <li>· use with primary height storage to align with 69" h storage towers</li> <li>· hinged doors</li> <li>· locking doors available, specify and add \$315 list (locking not available on glass doors)</li> <li>· optional back painted glass doors with thin aluminum frame available, specify and add \$1,224 list</li> <li>· bevel finger pull on wood or paint finish doors</li> <li>· valance rail</li> <li>· compartment height: 14 1/4"</li> <li>· compartment depth: 13 5/8"</li> <li>· worksurface to valance rail: 22"</li> <li>· com ydg: 1 1/2</li> </ul>								<b>A \$3,937</b> <b>B \$3,965</b> <b>C \$4,017</b> <b>D \$4,083</b> <b>E \$4,149</b> <b>F \$4,252</b> <b>G \$4,361</b> <b>H \$4,479</b> <b>I \$4,662</b> <b>J \$4,882</b>
Excluded from GSA Contract								

Description	D	W	H	CTN WT	CU FT	① Model	List Price No Tackboard	List Price With Tackboard	
<b>40" h Post Support Overhead Cabinet with Four Doors</b> 	15	60	40	145	26	<b>DY4-BOS-1-1560</b>	<b>\$3,108</b>	<b>COM \$3,670</b>	
	<ul style="list-style-type: none"> <li>· use with primary height storage to align with 69" h storage towers</li> <li>· hinged doors</li> <li>· locking doors available, specify and add \$315 list (locking not available on glass doors)</li> <li>· optional back painted glass doors with thin aluminum frame available, specify and add \$909 list</li> <li>· bevel finger pull on wood or paint finish doors</li> <li>· valance rail</li> <li>· compartment height: 14 1/4"</li> <li>· compartment depth: 13 5/8"</li> <li>· worksurface to valance rail: 22"</li> <li>· com ydg: 1 1/4"</li> </ul>								<b>A \$3,683</b>
									<b>B \$3,707</b>
									<b>C \$3,750</b>
									<b>D \$3,806</b>
									<b>E \$3,860</b>
									<b>F \$3,945</b>
									<b>G \$4,038</b>
									<b>H \$4,135</b>
									<b>I \$4,288</b>
									<b>J \$4,471</b>

Excluded from GSA Contract

							List Price
<b>40" h Post Support Overhead Cabinet with Two Doors</b> 	15	36	40	87	16	<b>DY4-BOS-1-1536</b>	<b>\$2,688</b>
	15	33	40	80	15	<b>DY4-BOS-1-1533</b>	<b>\$2,494</b>
	15	30	40	72	14	<b>DY4-BOS-1-1530</b>	<b>\$2,358</b>

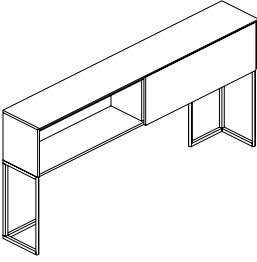

- use with primary height storage to align with 69" h storage towers
- hinged doors
- locking doors available, specify and add \$105 list (locking not available on glass doors)
- optional back painted glass doors with thin aluminum frame available, specify and add \$494 list to 36" wide, \$457 list to 33" wide and \$447 list to 30" wide
- bevel finger pull on wood or paint finish doors
- valance rail
- compartment height: 14 1/4"
- compartment depth: 13 5/8"
- worksurface to valance rail: 22"
- tackboard not available

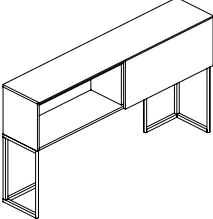

Excluded from GSA Contract

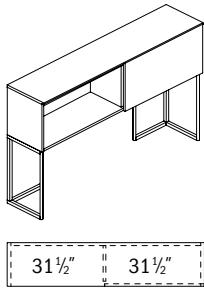
**To Order, Specify:**

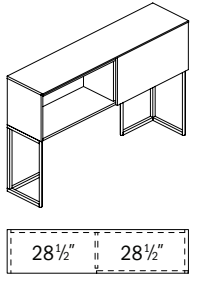
- ① Model Number
- ② Wood Species on Top/Chassis - Cherry (CH1), Maple (MA1), Walnut (WA1) or Double Cut (DC1) (see page 448)
- ③ Finish Color for Top/Chassis (see page 449)
- ④ Finish Color for Door Fronts (see page 449)
  - a.) Same as Top/Chassis
  - b.) Paint Color (see page 449)
  - c.) Back Painted Glass, Upcharge Applies
- ⑤ Post Support Color - Arctic Silver (ASL) or Bright White (BWH)
- ⑥ Fabric Selection: vendor, pattern, color



Description	D	W	H	CTN WT	CU FT	① Model	List Price No Tackboard	List Price With Tackboard
<b>40" h Post Support Overhead Cabinet with Sliding Door</b>	15	90	40	440	39	<b>DY4-BSD-1-1590</b>	<b>\$3,801</b>	<b>COM \$4,774</b>
 <ul style="list-style-type: none"> <li>· use with primary height storage to align with 69" h storage towers</li> <li>· single sliding door</li> <li>· optional back painted glass door available, specify and add \$767 list</li> <li>· bevel finger pull on wood or paint finish door</li> <li>· valance rail</li> <li>· compartment height: 14 1/4"</li> <li>· compartment depth: 13 5/8"</li> <li>· worksurface to valance rail: 22"</li> <li>· com ydg: 2</li> </ul> <p>Excluded from GSA Contract</p> 	A	\$4,794						
	B	\$4,833						
	C	\$4,902						
	D	\$4,989						
	E	\$5,077						
	F	\$5,214						
	G	\$5,361						
	H	\$5,517						
	I	\$5,762						
	J	\$6,055						

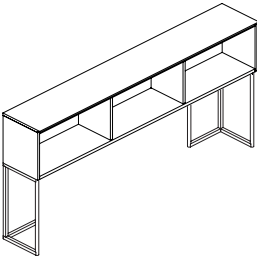
<b>40" h Post Support Overhead Cabinet with Sliding Door</b>	15	72	40	352	31	<b>DY4-BSD-1-1572</b>	<b>\$3,507</b>	<b>COM \$4,233</b>
 <ul style="list-style-type: none"> <li>· use with primary height storage to align with 69" h storage towers</li> <li>· single sliding door</li> <li>· optional back painted glass door available, specify and add \$615 list</li> <li>· bevel finger pull on wood or paint finish door</li> <li>· valance rail</li> <li>· compartment height: 14 1/4"</li> <li>· compartment depth: 13 5/8"</li> <li>· worksurface to valance rail: 22"</li> <li>· com ydg: 1 1/2</li> </ul> <p>Excluded from GSA Contract</p> 	A	\$4,249						
	B	\$4,277						
	C	\$4,329						
	D	\$4,395						
	E	\$4,461						
	F	\$4,564						
	G	\$4,673						
	H	\$4,791						
	I	\$4,974						
	J	\$5,194						

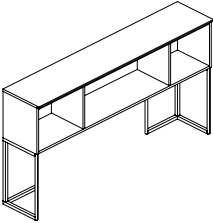
Description	D	W	H	CTN WT	CU FT	① Model	List Price No Tackboard	List Price With Tackboard
<b>40" Post Support Overhead Cabinet with Sliding Door</b> 	15	66	40	323	29	<b>DY4-BSD-1-1566</b>	<b>\$3,350</b>	<b>COM \$4,000</b> A \$4,016 B \$4,044 C \$4,095 D \$4,162 E \$4,228 F \$4,331 G \$4,440 H \$4,557 I \$4,741 J \$4,961
<ul style="list-style-type: none"> <li>• use with primary height storage to align with 69" h storage towers</li> <li>• single sliding door</li> <li>• optional back painted glass door available, specify and add \$420 list</li> <li>• bevel finger pull on wood or paint finish door</li> <li>• valance rail</li> <li>• compartment height: 14 1/4"</li> <li>• compartment depth: 13 5/8"</li> <li>• worksurface to valance rail: 22"</li> <li>• com ydg: 1 1/2"</li> </ul> <p>Excluded from GSA Contract</p>								

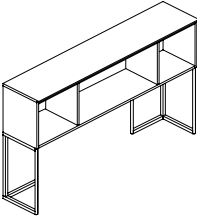
<b>40" Post Support Overhead Cabinet with Sliding Door</b> 	15	60	40	293	26	<b>DY4-BSD-1-1560</b>	<b>\$3,313</b>	<b>COM \$3,875</b> A \$3,888 B \$3,912 C \$3,955 D \$4,010 E \$4,065 F \$4,150 G \$4,242 H \$4,340 I \$4,492 J \$4,676
<ul style="list-style-type: none"> <li>• use with primary height storage to align with 69" h storage towers</li> <li>• single sliding door</li> <li>• optional back painted glass door available, specify and add \$384 list</li> <li>• bevel finger pull on wood or paint finish door</li> <li>• valance rail</li> <li>• compartment height: 14 1/4"</li> <li>• compartment depth: 13 5/8"</li> <li>• worksurface to valance rail: 22"</li> <li>• com ydg: 1 1/4"</li> </ul> <p>Excluded from GSA Contract</p>								

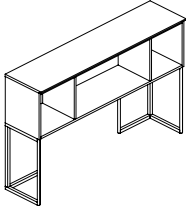
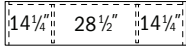
**To Order, Specify:**

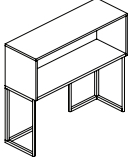

- ① Model Number
- ② Wood Species on Top/Chassis - Cherry (CH1), Maple (MA1), Walnut (WA1) or Double Cut (DC1) (see page 448)
- ③ Finish Color for Top/Chassis (see page 449)
- ④ Finish Color for Door Front (see page 449)
  - a.) Same as Top/Chassis
  - b.) Paint Color (see page 449)
  - c.) Back Painted Glass, Upcharge Applies
- ⑤ Post Support Color - Arctic Silver (ASL) or Bright White (BWH)
- ⑥ Fabric Selection: vendor, pattern, color

Description	D	W	H	CTN WT	CU FT	① Model	List Price No Tackboard	List Price With Tackboard
<b>40" Post Support Open Overhead Cabinet</b>	15	90	40	210	39	<b>DY4-B00-1-1590</b>	<b>\$3,644</b>	<b>COM \$4,616</b>
 <ul style="list-style-type: none"> <li>· use with primary height storage to align with 69" h storage towers</li> <li>· valance rail</li> <li>· compartment height: 14 1/4"</li> <li>· compartment depth: 13 5/8"</li> <li>· worksurface to valance rail: 22"</li> <li>· com ydg: 2</li> </ul> <p>Excluded from GSA Contract</p>								A \$4,636 B \$4,675 C \$4,744 D \$4,832 E \$4,920 F \$5,056 G \$5,203 H \$5,360 I \$5,604 J \$5,897
	29"	29"	29"					

<b>40" Post Support Open Overhead Cabinet</b>	15	72	40	168	31	<b>DY4-B00-1-1572</b>	<b>\$3,350</b>	<b>COM \$4,076</b>
 <ul style="list-style-type: none"> <li>· use with primary height storage to align with 69" h storage towers</li> <li>· valance rail</li> <li>· compartment height: 14 1/4"</li> <li>· compartment depth: 13 5/8"</li> <li>· worksurface to valance rail: 22"</li> <li>· com ydg: 1 1/2</li> </ul> <p>Excluded from GSA Contract</p>								A \$4,091 B \$4,120 C \$4,171 D \$4,237 E \$4,303 F \$4,406 G \$4,515 H \$4,633 I \$4,817 J \$5,036
	17 1/4"	34 1/2"	17 1/4"					

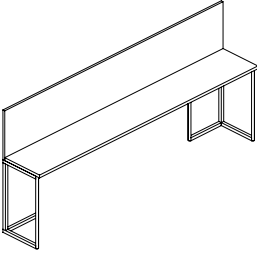
<b>40" Post Support Open Overhead Cabinet</b>	15	66	40	154	29	<b>DY4-B00-1-1566</b>	<b>\$3,192</b>	<b>COM \$3,842</b>
 <ul style="list-style-type: none"> <li>· use with primary height storage to align with 69" h storage towers</li> <li>· valance rail</li> <li>· compartment height: 14 1/4"</li> <li>· compartment depth: 13 5/8"</li> <li>· worksurface to valance rail: 22"</li> <li>· com ydg: 1 1/2</li> </ul> <p>Excluded from GSA Contract</p>								A \$3,858 B \$3,887 C \$3,938 D \$4,004 E \$4,070 F \$4,173 G \$4,282 H \$4,400 I \$4,584 J \$4,803
	15 3/4"	31 1/2"	15 3/4"					

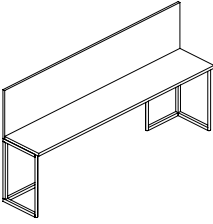
Description	D	W	H	CTN WT	CU FT	① Model	List Price No Tackboard	List Price With Tackboard
<b>40" h Post Support Open Overhead Cabinet</b>  	15	60	40	140	26	<b>DY4-B00-1-1560</b>	<b>\$3,119</b>	COM \$3,681
	<ul style="list-style-type: none"> <li>· use with primary height storage to align with 69" h storage towers</li> <li>· valance rail</li> <li>· compartment height: 14 1/4"</li> <li>· compartment depth: 13 5/8"</li> <li>· worksurface to valance rail: 22"</li> <li>· com ydg: 1 1/4"</li> </ul>							
	Excluded from GSA Contract							
	A \$3,693							
	B \$3,717							
	C \$3,761							
	D \$3,816							
	E \$3,871							
	F \$3,956							
	G \$4,048							
H \$4,146								
I \$4,298								
J \$4,482								

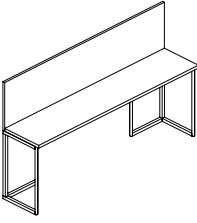
Description	D	W	H	CTN WT	CU FT	① Model	List Price
<b>40" h Post Support Open Overhead Cabinet</b>  	15	45	40	105	20	<b>DY4-B00-1-1545</b>	<b>\$2,562</b>
	15	36	40	84	16	<b>DY4-B00-1-1536</b>	<b>\$2,415</b>
	15	33	40	77	15	<b>DY4-B00-1-1533</b>	<b>\$2,279</b>
	15	30	40	70	14	<b>DY4-B00-1-1530</b>	<b>\$2,242</b>
	<ul style="list-style-type: none"> <li>· use with primary height storage to align with 69" h storage towers</li> <li>· valance rail</li> <li>· compartment height: 14 1/4"</li> <li>· compartment depth: 13 5/8"</li> <li>· worksurface to valance rail: 22"</li> <li>· tackboard not available</li> </ul>						
Excluded from GSA Contract							

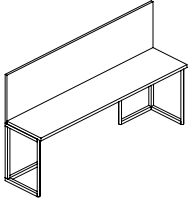
**To Order, Specify:**

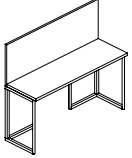
- ① Model Number
- ② Wood Species on Top/Chassis - Cherry (CH1), Maple (MA1), Walnut (WA1) or Double Cut (DC1) (see page 448)
- ③ Finish Color for Top/Chassis (see page 449)
- ④ Post Support Color - Arctic Silver (ASL) or Bright White (BWH)
- ⑤ Fabric Selection: vendor, pattern, color

Description	D	W	H	CTN WT	CU FT	① Model	List Price No Tackboard	List Price With Tackboard
<b>40" h Post Support Overhead Storage Shelf</b>  <ul style="list-style-type: none"> <li>· use with primary height storage to align with 69" h storage towers</li> <li>· valance rail</li> <li>· work surface to valance rail: 22"</li> <li>· com ydg: 2</li> </ul> <p>Excluded from GSA Contract</p>	15	90	40	150	39	<b>DY4-OLS-1-1590</b>	<b>\$2,762</b>	<b>COM \$3,734</b> A \$3,754 B \$3,793 C \$3,862 D \$3,950 E \$4,038 F \$4,174 G \$4,321 H \$4,478 I \$4,722 J \$5,015

<b>40" h Post Support Overhead Storage Shelf</b>  <ul style="list-style-type: none"> <li>· use with primary height storage to align with 69" h storage towers</li> <li>· valance rail</li> <li>· work surface to valance rail: 22"</li> <li>· com ydg: 1 ½</li> </ul> <p>Excluded from GSA Contract</p>	15	72	40	120	31	<b>DY4-OLS-1-1572</b>	<b>\$2,557</b>	<b>COM \$3,283</b> A \$3,299 B \$3,327 C \$3,378 D \$3,444 E \$3,511 F \$3,614 G \$3,723 H \$3,840 I \$4,024 J \$4,244
--	----	----	----	-----	----	-----------------------	----------------	--

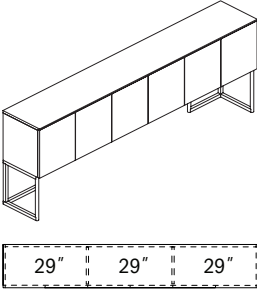
<b>40" h Post Support Overhead Storage Shelf</b>  <ul style="list-style-type: none"> <li>· use with primary height storage to align with 69" h storage towers</li> <li>· valance rail</li> <li>· work surface to valance rail: 22"</li> <li>· com ydg: 1 ½</li> </ul> <p>Excluded from GSA Contract</p>	15	66	40	110	29	<b>DY4-OLS-1-1566</b>	<b>\$2,426</b>	<b>COM \$3,076</b> A \$3,092 B \$3,120 C \$3,171 D \$3,238 E \$3,304 F \$3,407 G \$3,516 H \$3,633 I \$3,817 J \$4,037
--	----	----	----	-----	----	-----------------------	----------------	--

Description	D	W	H	CTN WT	CU FT	① Model	List Price No Tackboard	List Price With Tackboard
<b>40" Post Support Overhead Storage Shelf</b>  <ul style="list-style-type: none"> <li>· use with primary height storage to align with 69" h storage towers</li> <li>· valance rail</li> <li>· work surface to valance rail: 22"</li> <li>· com ydg: 1 ¼</li> </ul> <p>Excluded from GSA Contract</p>	15	60	40	100	26	<b>DY4-OLS-1-1560</b>	<b>\$2,342</b>	COM \$2,904
								A \$2,916
								B \$2,940
								C \$2,984
								D \$3,039
								E \$3,094
								F \$3,179
								G \$3,271
								H \$3,369
								I \$3,521
							J \$3,705	

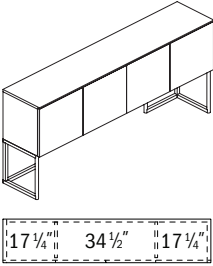
Description	D	W	H	CTN WT	CU FT	① Model	List Price
<b>40" Post Support Overhead Storage Shelf</b>  <ul style="list-style-type: none"> <li>· use with primary height storage to align with 69" h storage towers</li> <li>· valance rail</li> <li>· work surface to valance rail: 22"</li> <li>· tackboard not available</li> </ul> <p>Excluded from GSA Contract</p>	15	45	40	75	20	<b>DY4-OLS-1-1545</b>	<b>\$1,990</b>
	15	36	40	60	16	<b>DY4-OLS-1-1536</b>	<b>\$1,890</b>
	15	33	40	55	15	<b>DY4-OLS-1-1533</b>	<b>\$1,812</b>
	15	30	40	50	14	<b>DY4-OLS-1-1530</b>	<b>\$1,785</b>

**To Order, Specify:**

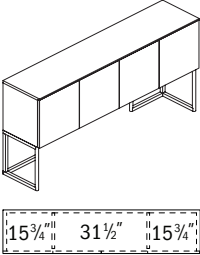
- ① Model Number
- ② Wood Species - Cherry (CH1), Maple (MA1), Walnut (WA1) or Double Cut (DC1) (see page 448)
- ③ Finish Color (see page 449)
- ④ Post Support Color - Arctic Silver (ASL) or Bright White (BWH)
- ⑤ Fabric Selection: vendor, pattern, color

Description	D	W	H	CTN WT	CU FT	① Model	List Price No Tackboard	List Price With Tackboard
<b>30" Post Support Overhead Cabinet with Six Doors</b>	15	90	30	150	30	<b>DY4-BOS-LS-1590</b>	<b>\$4,190</b>	<b>COM \$4,821</b>
 <ul style="list-style-type: none"> <li>· use with secondary height storage to align with 56" h storage towers</li> <li>· hinged doors</li> <li>· locking doors available, specify and add \$315 list (locking not available on glass doors)</li> <li>· optional back painted glass doors with thin aluminum frame available, specify and add \$1,722 list</li> <li>· bevel finger pull on wood or paint finish doors</li> <li>· valance rail</li> <li>· compartment height: 14 1/4"</li> <li>· compartment depth: 13 5/8"</li> <li>· worksurface to valance rail: 12 1/8"</li> <li>· com ydg: 2</li> </ul>								<b>A \$4,841</b> <b>B \$4,880</b> <b>C \$4,949</b> <b>D \$5,036</b> <b>E \$5,124</b> <b>F \$5,261</b> <b>G \$5,408</b> <b>H \$5,564</b> <b>I \$5,809</b> <b>J \$6,102</b>

Excluded from GSA Contract


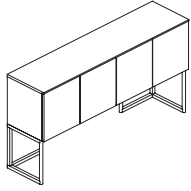
<b>30" Post Support Overhead Cabinet with Four Doors</b>	15	72	30	120	24	<b>DY4-BOS-LS-1572</b>	<b>\$3,481</b>	<b>COM \$3,957</b>
 <ul style="list-style-type: none"> <li>· use with secondary height storage to align with 56" h storage towers</li> <li>· hinged doors</li> <li>· locking doors available, specify and add \$315 list (locking not available on glass doors)</li> <li>· optional back painted glass doors with thin aluminum frame available, specify and add \$1,334 list</li> <li>· bevel finger pull on wood or paint finish doors</li> <li>· valance rail</li> <li>· compartment height: 14 1/4"</li> <li>· compartment depth: 13 5/8"</li> <li>· worksurface to valance rail: 12 1/8"</li> <li>· com ydg: 1 1/2</li> </ul>								<b>A \$3,973</b> <b>B \$4,001</b> <b>C \$4,052</b> <b>D \$4,119</b> <b>E \$4,185</b> <b>F \$4,288</b> <b>G \$4,397</b> <b>H \$4,514</b> <b>I \$4,698</b> <b>J \$4,918</b>

Excluded from GSA Contract

<b>30" Post Support Overhead Cabinet with Four Doors</b>	15	66	30	110	22	<b>DY4-BOS-LS-1566</b>	<b>\$3,261</b>	<b>COM \$3,692</b>
 <ul style="list-style-type: none"> <li>· use with secondary height storage to align with 56" h storage towers</li> <li>· hinged doors</li> <li>· locking doors available, specify and add \$315 list (locking not available on glass doors)</li> <li>· optional back painted glass doors with thin aluminum frame available, specify and add \$1,224 list</li> <li>· bevel finger pull on wood or paint finish doors</li> <li>· valance rail</li> <li>· compartment height: 14 1/4"</li> <li>· compartment depth: 13 5/8"</li> <li>· worksurface to valance rail: 12 1/8"</li> <li>· com ydg: 1 1/2</li> </ul>								<b>A \$3,708</b> <b>B \$3,736</b> <b>C \$3,788</b> <b>D \$3,854</b> <b>E \$3,920</b> <b>F \$4,023</b> <b>G \$4,132</b> <b>H \$4,250</b> <b>I \$4,434</b> <b>J \$4,653</b>

Excluded from GSA Contract

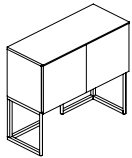
Description	D	W	H	CTN WT	CU FT	① Model	List Price No Tackboard	List Price With Tackboard
<b>30" Post Support Overhead Cabinet with Four Doors</b>	15	60	30	100	20	<b>DY4-BOS-LS-1560</b>	<b>\$3,098</b>	COM \$3,473 A \$3,485 B \$3,510 C \$3,553 D \$3,608 E \$3,663 F \$3,748 G \$3,840 H \$3,938 I \$4,090 J \$4,274



- use with secondary height storage to align with 56" h storage towers
- hinged doors
- locking doors available, specify and add \$315 list (locking not available on glass doors)
- optional back painted glass doors with thin aluminum frame available, specify and add \$909 list
- bevel finger pull on wood or paint finish doors
- valance rail
- compartment height: 14 1/4"
- compartment depth: 13 5/8"
- worksurface to valance rail: 12 1/8"
- com ydg: 1 1/4"

Excluded from GSA Contract

							List Price
<b>30" Post Support Overhead Cabinet with Two Doors</b>	15	36	30	60	12	<b>DY4-BOS-LS-1536</b>	<b>\$2,678</b>
	15	33	30	55	11	<b>DY4-BOS-LS-1533</b>	<b>\$2,484</b>
	15	30	30	50	10	<b>DY4-BOS-LS-1530</b>	<b>\$2,347</b>



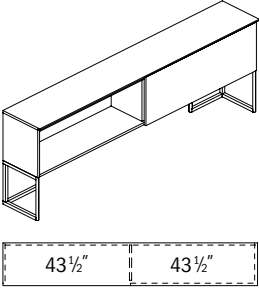
- use with secondary height storage to align with 56" h storage towers
- hinged doors
- locking doors available, specify and add \$105 list (locking not available on glass doors)
- optional back painted glass doors with thin aluminum frame available, specify and add \$494 list to 36" wide, \$457 list to 33" wide and \$447 list to 30" wide
- bevel finger pull on wood or paint finish doors
- valance rail
- compartment height: 14 1/4"
- compartment depth: 13 5/8"
- worksurface to valance rail: 12 1/8"
- tackboard not available

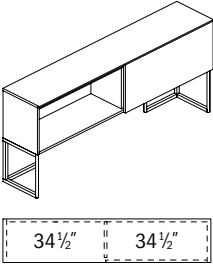
Excluded from GSA Contract

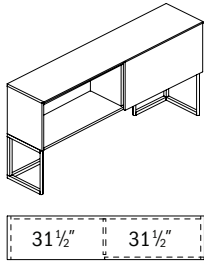
**To Order, Specify:**

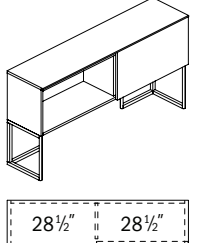
- ① Model Number
- ② Wood Species on Top/Chassis - Cherry (CH1), Maple (MA1), Walnut (WA1) or Double Cut (DC1) (see page 448)
- ③ Finish Color for Top/Chassis (see page 449)
- ④ Finish Color for Door Fronts (see page 449)
  - a.) Same as Top/Chassis
  - b.) Paint Color (see page 449)
  - c.) Back Painted Glass, Upcharge Applies
- ⑤ Post Support Color - Arctic Silver (ASL) or Bright White (BWH)
- ⑥ Fabric Selection: vendor, pattern, color



Description	D	W	H	CTN WT	CU FT	① Model	List Price No Tackboard	List Price With Tackboard
<b>30" h Post Support Overhead Cabinet with Sliding Door</b>	15	90	30	330	30	<b>DY4-BSD-LS-1590</b>	<b>\$3,791</b>	<b>COM \$4,422</b>
 <ul style="list-style-type: none"> <li>· use with secondary height storage to align with 56" h storage towers</li> <li>· single sliding door</li> <li>· optional back painted glass door available, specify and add \$767 list</li> <li>· bevel finger pull on wood or paint finish door</li> <li>· valance rail</li> <li>· compartment height: 14 1/4"</li> <li>· compartment depth: 13 5/8"</li> <li>· worksurface to valance rail: 12 1/8"</li> <li>· com ydg: 2</li> </ul> <p>Excluded from GSA Contract</p>								<b>A \$4,442</b> <b>B \$4,481</b> <b>C \$4,550</b> <b>D \$4,637</b> <b>E \$4,725</b> <b>F \$4,862</b> <b>G \$5,009</b> <b>H \$5,165</b> <b>I \$5,410</b> <b>J \$5,703</b>

<b>30" h Post Support Overhead Cabinet with Sliding Door</b>	15	72	30	264	24	<b>DY4-BSD-LS-1572</b>	<b>\$3,497</b>	<b>COM \$3,973</b>
 <ul style="list-style-type: none"> <li>· use with secondary height storage to align with 56" h storage towers</li> <li>· single sliding door</li> <li>· optional back painted glass door available, specify and add \$615 list</li> <li>· bevel finger pull on wood or paint finish door</li> <li>· valance rail</li> <li>· compartment height: 14 1/4"</li> <li>· compartment depth: 13 5/8"</li> <li>· worksurface to valance rail: 12 1/8"</li> <li>· com ydg: 1 1/2</li> </ul> <p>Excluded from GSA Contract</p>								<b>A \$3,988</b> <b>B \$4,017</b> <b>C \$4,068</b> <b>D \$4,134</b> <b>E \$4,200</b> <b>F \$4,303</b> <b>G \$4,413</b> <b>H \$4,530</b> <b>I \$4,714</b> <b>J \$4,933</b>

Description	D	W	H	CTN WT	CU FT	① Model	List Price No Tackboard	List Price With Tackboard
<b>30" Post Support Overhead Cabinet with Sliding Door</b> 	15	66	30	242	22	<b>DY4-BSD-LS-1566</b>	<b>\$3,339</b>	<b>COM \$3,771</b> A \$3,787 B \$3,815 C \$3,867 D \$3,933 E \$3,999 F \$4,102 G \$4,211 H \$4,329 I \$4,512 J \$4,732
<ul style="list-style-type: none"> <li>• use with secondary height storage to align with 56" storage towers</li> <li>• single sliding door</li> <li>• optional back painted glass door available, specify and add \$420 list</li> <li>• bevel finger pull on wood or paint finish door</li> <li>• valance rail</li> <li>• compartment height: 14 1/4"</li> <li>• compartment depth: 13 5/8"</li> <li>• worksurface to valance rail: 12 1/8"</li> <li>• com ydg: 1 1/2</li> </ul> <p>Excluded from GSA Contract</p>								

<b>30" Post Support Overhead Cabinet with Sliding Door</b> 	15	60	30	220	20	<b>DY4-BSD-LS-1560</b>	<b>\$3,303</b>	<b>COM \$3,678</b> A \$3,690 B \$3,714 C \$3,757 D \$3,813 E \$3,868 F \$3,953 G \$4,045 H \$4,143 I \$4,295 J \$4,479
<ul style="list-style-type: none"> <li>• use with secondary height storage to align with 56" storage towers</li> <li>• single sliding door</li> <li>• optional back painted glass door available, specify and add \$384 list</li> <li>• bevel finger pull on wood or paint finish door</li> <li>• valance rail</li> <li>• compartment height: 14 1/4"</li> <li>• compartment depth: 13 5/8"</li> <li>• worksurface to valance rail: 12 1/8"</li> <li>• com ydg: 1 1/4</li> </ul> <p>Excluded from GSA Contract</p>								

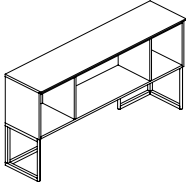
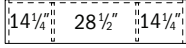
**To Order, Specify:**

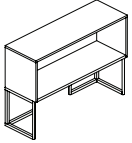

- ① Model Number
- ② Wood Species on Top/Chassis - Cherry (CH1), Maple (MA1), Walnut (WA1) or Double Cut (DC1) (see page 448)
- ③ Finish Color for Top/Chassis (see page 449)
- ④ Finish Color for Door Front (see page 449)
  - a.) Same as Top/Chassis
  - b.) Paint Color (see page 449)
  - c.) Back Painted Glass, Upcharge Applies
- ⑤ Post Support Color - Arctic Silver (ASL) or Bright White (BWH)
- ⑥ Fabric Selection: vendor, pattern, color

Description	D	W	H	CTN WT	CU FT	① Model	List Price No Tackboard	List Price With Tackboard	
<b>30" Post Support Open Overhead Cabinet</b>	15	90	30	204	30	<b>DY4-B00-LS-1590</b>	<b>\$3,633</b>	<b>COM \$4,265</b>	
<ul style="list-style-type: none"> <li>· use with secondary height storage to align with 56" storage towers</li> <li>· valance rail</li> <li>· compartment height: 14 1/4"</li> <li>· compartment depth: 13 5/8"</li> <li>· worksurface to valance rail: 12 1/8"</li> <li>· com ydg: 2</li> </ul> <p>Excluded from GSA Contract</p>									
	A								\$4,284
	B								\$4,323
	C								\$4,393
	D								\$4,480
	E								\$4,568
	F								\$4,704
	G								\$4,851
	H								\$5,008
	I								\$5,253
J								\$5,546	

<b>30" Post Support Open Overhead Cabinet</b>	15	72	30	163	24	<b>DY4-B00-LS-1572</b>	<b>\$3,339</b>	<b>COM \$3,815</b>	
<ul style="list-style-type: none"> <li>· use with secondary height storage to align with 56" storage towers</li> <li>· valance rail</li> <li>· compartment height: 14 1/4"</li> <li>· compartment depth: 13 5/8"</li> <li>· worksurface to valance rail: 12 1/8"</li> <li>· com ydg: 1 1/2</li> </ul> <p>Excluded from GSA Contract</p>									
	A								\$3,831
	B								\$3,859
	C								\$3,911
	D								\$3,977
	E								\$4,043
	F								\$4,146
	G								\$4,255
	H								\$4,373
	I								\$4,556
J								\$4,776	

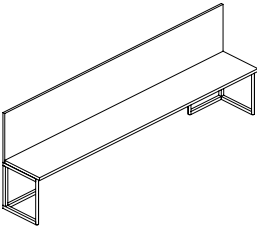
<b>30" Post Support Open Overhead Cabinet</b>	15	66	30	149	22	<b>DY4-B00-LS-1566</b>	<b>\$3,182</b>	<b>COM \$3,614</b>	
<ul style="list-style-type: none"> <li>· use with secondary height storage to align with 56" storage towers</li> <li>· valance rail</li> <li>· compartment height: 14 1/4"</li> <li>· compartment depth: 13 5/8"</li> <li>· worksurface to valance rail: 12 1/8"</li> <li>· com ydg: 1 1/2</li> </ul> <p>Excluded from GSA Contract</p>									
	A								\$3,629
	B								\$3,658
	C								\$3,709
	D								\$3,775
	E								\$3,841
	F								\$3,944
	G								\$4,053
	H								\$4,171
	I								\$4,355
J								\$4,574	

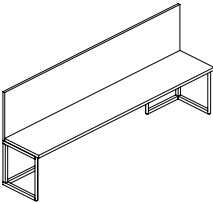
Description	D	W	H	CTN WT	CU FT	① Model	List Price No Tackboard	List Price With Tackboard	
<b>30" h Post Support Open Overhead Cabinet</b>  	15	60	30	136	20	<b>DY4-B00-LS-1560</b>	<b>\$3,108</b>	COM \$3,483	
	<ul style="list-style-type: none"> <li>· use with secondary height storage to align with 56" h storage towers</li> <li>· valance rail</li> <li>· compartment height: 14 1/4"</li> <li>· compartment depth: 13 5/8"</li> <li>· worksurface to valance rail: 12 1/8"</li> <li>· com ydgd: 1 1/4"</li> </ul>								A \$3,496
	Excluded from GSA Contract								B \$3,520
									C \$3,563
									D \$3,619
									E \$3,673
									F \$3,758
									G \$3,851
									H \$3,948
									I \$4,101
									J \$4,284

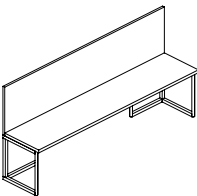
Description	D	W	H	CTN WT	CU FT	① Model	List Price
<b>30" h Post Support Open Overhead Cabinet</b>  	15	45	30	101	15	<b>DY4-B00-LS-1545</b>	<b>\$2,573</b>
	15	36	30	81	12	<b>DY4-B00-LS-1536</b>	<b>\$2,426</b>
	15	33	30	74	11	<b>DY4-B00-LS-1533</b>	<b>\$2,289</b>
	15	30	30	67	10	<b>DY4-B00-LS-1530</b>	<b>\$2,253</b>
	<ul style="list-style-type: none"> <li>· use with secondary height storage to align with 56" h storage towers</li> <li>· valance rail</li> <li>· compartment height: 14 1/4"</li> <li>· compartment depth: 13 5/8"</li> <li>· worksurface to valance rail: 12 1/8"</li> <li>· tackboard not available</li> </ul>						
Excluded from GSA Contract							

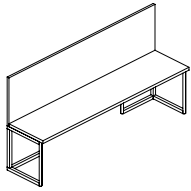
**To Order, Specify:**

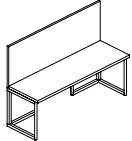
- ① Model Number
- ② Wood Species on Top/Chassis - Cherry (CH1), Maple (MA1), Walnut (WA1) or Double Cut (DC1) (see page 448)
- ③ Finish Color for Top/Chassis (see page 449)
- ④ Post Support Color - Arctic Silver (ASL) or Bright White (BWH)
- ⑤ Fabric Selection: vendor, pattern, color

Description	D	W	H	CTN WT	CU FT	① Model	List Price No Tackboard	List Price With Tackboard
<b>30" Post Support Overhead Storage Shelf</b>  <ul style="list-style-type: none"> <li>· use with secondary height storage to align with 56" storage towers</li> <li>· valance rail</li> <li>· worksurface to valance rail: 12 1/8"</li> <li>· com ydg: 2</li> </ul> <p>Excluded from GSA Contract</p>	15	90	30	144	30	<b>DY4-OLS-LS-1590</b>	<b>\$2,751</b>	<b>COM \$3,383</b> A \$3,402 B \$3,441 C \$3,511 D \$3,598 E \$3,686 F \$3,822 G \$3,969 H \$4,126 I \$4,371 J \$4,664

<b>30" Post Support Overhead Storage Shelf</b>  <ul style="list-style-type: none"> <li>· use with secondary height storage to align with 56" storage towers</li> <li>· valance rail</li> <li>· worksurface to valance rail: 12 1/8"</li> <li>· com ydg: 1 1/2</li> </ul> <p>Excluded from GSA Contract</p>	15	72	30	115	24	<b>DY4-OLS-LS-1572</b>	<b>\$2,547</b>	<b>COM \$3,022</b> A \$3,038 B \$3,066 C \$3,118 D \$3,184 E \$3,250 F \$3,353 G \$3,462 H \$3,580 I \$3,764 J \$3,983
---	----	----	----	-----	----	------------------------	----------------	--

<b>30" Post Support Overhead Storage Shelf</b>  <ul style="list-style-type: none"> <li>· use with secondary height storage to align with 56" storage towers</li> <li>· valance rail</li> <li>· worksurface to valance rail: 12 1/8"</li> <li>· com ydg: 1 1/2</li> </ul> <p>Excluded from GSA Contract</p>	15	66	30	105	22	<b>DY4-OLS-LS-1566</b>	<b>\$2,415</b>	<b>COM \$2,847</b> A \$2,863 B \$2,891 C \$2,943 D \$3,009 E \$3,075 F \$3,178 G \$3,287 H \$3,405 I \$3,588 J \$3,808
---	----	----	----	-----	----	------------------------	----------------	--

Description	D	W	H	CTN WT	CU FT	① Model	List Price No Tackboard	List Price With Tackboard
<b>30" h Post Support Overhead Storage Shelf</b>  <ul style="list-style-type: none"> <li>· use with secondary height storage to align with 56" h storage towers</li> <li>· valance rail</li> <li>· worksurface to valance rail: 12 1/8"</li> <li>· com ydg: 1 1/4"</li> </ul> <p>Excluded from GSA Contract</p>	15	60	30	96	20	<b>DY4-OLS-LS-1560</b>	<b>\$2,331</b>	COM \$2,706
	A	\$2,719						
	B	\$2,743						
	C	\$2,786						
	D	\$2,842						
	E	\$2,896						
	F	\$2,981						
	G	\$3,074						
	H	\$3,171						
	I	\$3,324						
	J	\$3,507						

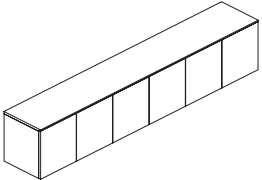
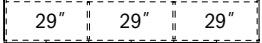
Description	D	W	H	CTN WT	CU FT	① Model	List Price
<b>30" h Post Support Overhead Storage Shelf</b>  <ul style="list-style-type: none"> <li>· use with secondary height storage to align with 56" h storage towers</li> <li>· valance rail</li> <li>· worksurface to valance rail: 12 1/8"</li> <li>· tackboard not available</li> </ul> <p>Excluded from GSA Contract</p>	15	45	30	71	15	<b>DY4-OLS-LS-1545</b>	<b>\$1,980</b>
	15	36	30	57	12	<b>DY4-OLS-LS-1536</b>	<b>\$1,880</b>
	15	33	30	52	11	<b>DY4-OLS-LS-1533</b>	<b>\$1,801</b>
	15	30	30	47	10	<b>DY4-OLS-LS-1530</b>	<b>\$1,775</b>

**To Order, Specify:**

- ① Model Number
- ② Wood Species - Cherry (CH1), Maple (MA1), Walnut (WA1) or Double Cut (DC1) (see page 448)
- ③ Finish Color (see page 449)
- ④ Post Support Color - Arctic Silver (ASL) or Bright White (BWH)
- ⑤ Fabric Selection: vendor, pattern, color

Description	D	W	H	CTN WT	CU FT	① Model	List Price
-------------	---	---	---	-----------	----------	---------	------------

**Wall Mount Overhead with Six Doors**

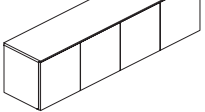




- hinged doors
- locking doors available, specify and add \$315 list (locking not available on glass doors)
- optional back painted glass doors with thin aluminum frame available, specify and add \$1,722 list
- bevel finger pull on wood or paint finish doors
- valance available, see page 553
- compartment height: 14 1/4"
- compartment depth: 13 3/8"

Excluded from GSA Contract

<b>Wall Mount Overhead with Four Doors</b>	15	72	17	154	15	<b>DY4-BBW-1-1572</b>	<b>\$2,904</b>
	15	66	17	141	13	<b>DY4-BBW-1-1566</b>	<b>\$2,662</b>
	15	60	17	69	12	<b>DY4-BBW-1-1560</b>	<b>\$2,421</b>

**Wall Mount Overhead with Four Doors**

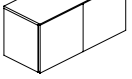




- hinged doors
- locking doors available, specify and add \$315 list (locking not available on glass doors)
- optional back painted glass doors with thin aluminum frame available, specify and add \$1,334 list to 72" wide, \$1,224 list to 66" wide and \$909 list to 60" wide
- bevel finger pull on wood or paint finish doors
- valance available, see page 553
- compartment height: 14 1/4"
- compartment depth: 13 3/8"

Excluded from GSA Contract

<b>Wall Mount Overhead with Two Doors</b>	15	36	17	77	7	<b>DY4-BBW-1-1536</b>	<b>\$1,801</b>
	15	33	17	71	7	<b>DY4-BBW-1-1533</b>	<b>\$1,717</b>
	15	30	17	64	6	<b>DY4-BBW-1-1530</b>	<b>\$1,680</b>

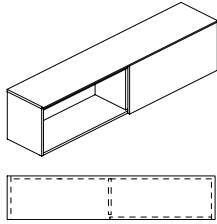
**Wall Mount Overhead with Two Doors**

- hinged doors
- locking doors available, specify and add \$105 list (locking not available on glass doors)
- optional back painted glass doors with thin aluminum frame available, specify and add \$494 list to 36" wide, \$457 list to 33" wide and \$447 list to 30" wide
- bevel finger pull on wood or paint finish doors
- valance available, see page 553
- compartment height: 14 1/4"
- compartment depth: 13 3/8"

Excluded from GSA Contract

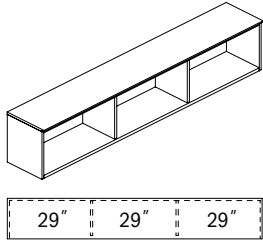
Description	D	W	H	CTN WT	CU FT	① Model	List Price
Wall Mount Overhead with Sliding Door	15	90	17	165	18	DY4-BBW-SD-1590	\$2,772
	15	72	17	137	15	DY4-BBW-SD-1572	\$2,520
	15	66	17	123	13	DY4-BBW-SD-1566	\$2,484
	15	60	17	112	12	DY4-BBW-SD-1560	\$2,426



- single sliding doors
- optional back painted glass door available, specify and add \$767 list to 90" wide, \$615 list to 72" wide, \$420 list to 66" wide and \$384 list to 60" wide
- bevel finger pull on wood or paint finish door
- valance available, see page 553
- compartment height: 14 1/4"
- compartment depth: 13 3/8"

Excluded from GSA Contract

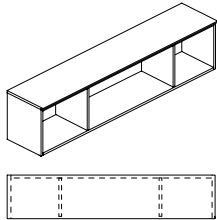
Wall Mount Open Overhead	15	90	17	187	18	DY4-BBO-6-1590	\$3,129
--------------------------	----	----	----	-----	----	----------------	---------



- valance available, see page 553
- compartment height: 14 1/4"
- compartment depth: 13 3/8"

Excluded from GSA Contract

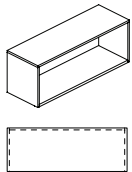
Wall Mount Open Overhead	15	72	17	150	15	DY4-BBO-6-1572	\$2,678
	15	66	17	137	13	DY4-BBO-6-1566	\$2,415
	15	60	17	125	12	DY4-BBO-6-1560	\$2,289



- valance available, see page 553
- compartment height: 14 1/4"
- compartment depth: 13 3/8"

Excluded from GSA Contract

Wall Mount Open Overhead	15	45	17	93	9	DY4-BBO-6-1545	\$1,686
	15	36	17	75	7	DY4-BBO-6-1536	\$1,586
	15	33	17	69	7	DY4-BBO-6-1533	\$1,455
	15	30	17	62	6	DY4-BBO-6-1530	\$1,418



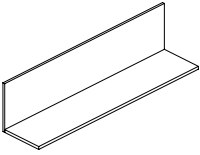
- valance available, see page 553
- compartment height: 14 1/4"
- compartment depth: 13 3/8"

Excluded from GSA Contract

**To Order, Specify:**

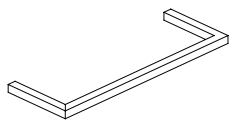
- ① Model Number
- ② Wood Species on Top/Chassis - Cherry (CH1), Maple (MA1), Walnut (WA1) or Double Cut (DC1) (see page 448)
- ③ Finish Color for Top/Chassis (see page 449)
- ④ Finish Color for Door Fronts (see page 449)
  - a.) Same as Top/Chassis
  - b.) Paint Color (see page 449)
  - c.) Back Painted Glass, Upcharge Applies



Description	D	W	H	CTN WT	CU FT	① Model	List Price
Overhead Shelf 	15	90	17	97	18	DY4-WLS-1-1590	\$1,780
	15	72	17	79	15	DY4-WLS-1-1572	\$1,780
	15	66	17	71	13	DY4-WLS-1-1566	\$1,596
	15	60	17	64	12	DY4-WLS-1-1560	\$1,565
	15	45	17	48	9	DY4-WLS-1-1545	\$1,171
	15	36	17	39	7	DY4-WLS-1-1536	\$1,119
	15	33	17	36	7	DY4-WLS-1-1533	\$1,035
	15	30	17	32	6	DY4-WLS-1-1530	\$1,008

· valance available, see page 553

Excluded from GSA Contract

Description	D	W	H	CTN WT	CU FT	① Model	List Price
Valance 	8	110	1	8	3	DY9-VLB-1-08120	\$1,166
	8	107	1	8	3	DY9-VLB-1-08117	\$1,140
	8	104	1	8	2	DY9-VLB-1-08114	\$1,129
	8	101	1	7	2	DY9-VLB-1-08111	\$1,113
	8	98	1	7	2	DY9-VLB-1-08108	\$1,050
	8	95	1	7	2	DY9-VLB-1-08105	\$1,029
	8	92	1	7	2	DY9-VLB-1-08102	\$1,024
	8	89	1	7	2	DY9-VLB-1-08999	\$956
	8	86	1	6	2	DY9-VLB-1-08966	\$940
	8	83	1	6	2	DY9-VLB-1-08933	\$924
	8	80	1	6	2	DY9-VLB-1-08900	\$914
	8	68	1	6	2	DY9-VLB-1-08881	\$819
	8	65	1	5	2	DY9-VLB-1-08778	\$798
	8	62	1	5	2	DY9-VLB-1-08755	\$725
	8	59	1	4	1	DY9-VLB-1-08722	\$714
	8	56	1	4	1	DY9-VLB-1-08669	\$704
	8	50	1	4	1	DY9-VLB-1-08666	\$693
	8	26	1	4	1	DY9-VLB-1-08600	\$615
	8	20	1	3	1	DY9-VLB-1-08445	\$546
	8	15	1	2	1	DY9-VLB-1-08336	\$504
8	12	1	2	1	DY9-VLB-1-08333	\$494	
8	9	1	2	1	DY9-VLB-1-08300	\$483	

- use with wall mounted overheads and wall panels with shelves
- inset 5" on each side

Excluded from GSA Contract

**To Order, Specify:**

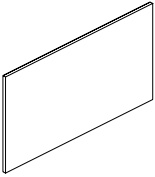
**Overhead Shelf**

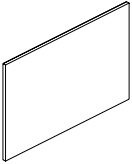
- ① Model Number
- ② Wood Species - Cherry (CH1), Maple (MA1), Walnut (WA1) or Double Cut (DC1) (see page 448)
- ③ Finish Color (see page 449)

**Valance**

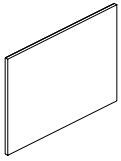
- ① Model Number
- ② Metal Color - Arctic Silver (ASL) or Bright White (BWH) ▲

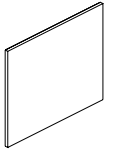
### Primary Height

Description	D	W	H	CTN WT	CU FT	① Model	List Price Per Grade
Wall Mount Tackboard	1 1/8	45	24	20	2	DY9-HTB-1-4524	COM \$680
 <ul style="list-style-type: none"> <li>· use with primary height storage and wall mounted storage</li> <li>· magnetic attachment</li> <li>· com ydg: 1 1/2</li> </ul> <p>Excluded from GSA Contract</p>							A \$696
							B \$724
							C \$775
							D \$842
							E \$908
							F \$1,011
							G \$1,120
							H \$1,237
							I \$1,421
							J \$1,641

Wall Mount Tackboard	1 1/8	36	24	16	2	DY9-HTB-1-3624	COM \$604
 <ul style="list-style-type: none"> <li>· use with primary height storage and wall mounted storage</li> <li>· magnetic attachment</li> <li>· com ydg: 1 1/4</li> </ul> <p>Excluded from GSA Contract</p>							A \$617
							B \$641
							C \$684
							D \$740
							E \$794
							F \$879
							G \$972
							H \$1,069
							I \$1,222
							J \$1,405

Primary Height

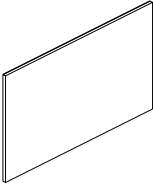
Description	D	W	H	CTN WT	CU FT	① Model	List Price Per Grade
Wall Mount Tackboard	1 1/8	33	24	15	2	DY9-HTB-1-3324	COM \$546
 <ul style="list-style-type: none"> <li>· use with primary height storage and wall mounted storage</li> <li>· magnetic attachment</li> <li>· com ydg: 1 1/4</li> </ul> <p>Excluded from GSA Contract</p>	A						\$559
	B						\$583
	C						\$626
	D						\$682
	E						\$737
	F						\$822
	G						\$914
	H						\$1,012
	I						\$1,164
	J						\$1,348

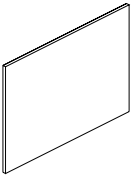
Wall Mount Tackboard	1 1/8	30	24	14	2	DY9-HTB-1-3024	COM \$529
 <ul style="list-style-type: none"> <li>· use with primary height storage and wall mounted storage</li> <li>· magnetic attachment</li> <li>· com ydg: 1</li> </ul> <p>Excluded from GSA Contract</p>	A						\$539
	B						\$558
	C						\$593
	D						\$637
	E						\$681
	F						\$749
	G						\$823
	H						\$900
	I						\$1,023
	J						\$1,169

To Order, Specify:

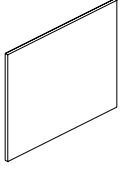
- ① Model Number
- ② Fabric Selection: vendor, pattern, color

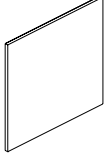
### Secondary Height

Description	D	W	H	CTN WT	CU FT	① Model	List Price Per Grade
Wall Mount Tackboard	1 1/8	45	27	23	3	DY9-HTB-3-4527	COM \$738
 <ul style="list-style-type: none"> <li>· use with secondary height storage and wall mounted storage</li> <li>· magnetic attachment</li> <li>· com ydg: 1 1/2</li> </ul> <p>Excluded from GSA Contract</p>							A \$753
							B \$782
							C \$833
							D \$899
							E \$965
							F \$1,068
							G \$1,178
							H \$1,295
							I \$1,479
							J \$1,698

Wall Mount Tackboard	1 1/8	36	27	18	2	DY9-HTB-3-3627	COM \$662
 <ul style="list-style-type: none"> <li>· use with secondary height storage and wall mounted storage</li> <li>· magnetic attachment</li> <li>· com ydg: 1 1/4</li> </ul> <p>Excluded from GSA Contract</p>							A \$675
							B \$699
							C \$742
							D \$797
							E \$852
							F \$937
							G \$1,029
							H \$1,127
							I \$1,279
							J \$1,463

Secondary Height

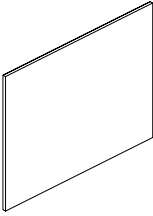
Description	D	W	H	CTN WT	CU FT	① Model	List Price Per Grade	
Wall Mount Tackboard	1 1/8	33	27	17	2	DY9-HTB-3-3327	COM \$604	
 <ul style="list-style-type: none"> <li>· use with secondary height storage and wall mounted storage</li> <li>· magnetic attachment</li> <li>· com ydg: 1 1/4</li> </ul> <p>Excluded from GSA Contract</p>							A \$617	
								B \$641
								C \$684
								D \$740
								E \$794
								F \$879
								G \$972
								H \$1,069
								I \$1,222
								J \$1,405

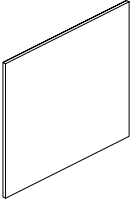
Wall Mount Tackboard	1 1/8	30	27	16	2	DY9-HTB-3-3027	COM \$534	
 <ul style="list-style-type: none"> <li>· use with secondary height storage and wall mounted storage</li> <li>· magnetic attachment</li> <li>· com ydg: 1</li> </ul> <p>Excluded from GSA Contract</p>							A \$544	
								B \$563
								C \$598
								D \$642
								E \$686
								F \$754
								G \$828
								H \$906
								I \$1,028
								J \$1,174

To Order, Specify:

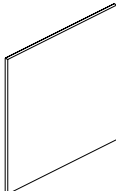
- ① Model Number
- ② Fabric Selection: vendor, pattern, color


### Bench Height

Description	D	W	H	CTN WT	CU FT	① Model	List Price Per Grade
<b>Wall Mount Tackboard</b>  <ul style="list-style-type: none"> <li>· use with bench height storage and wall mounted storage</li> <li>· magnetic attachment</li> <li>· com ydg: 1 ½</li> </ul> <hr/> Excluded from GSA Contract	1 ⅞	45	35	29	3	<b>DY9-HTB-2-4535</b>	<b>COM \$921</b> A \$937 B \$965 C \$1,017 D \$1,083 E \$1,149 F \$1,252 G \$1,361 H \$1,479 I \$1,663 J \$1,882

<b>Wall Mount Tackboard</b>  <ul style="list-style-type: none"> <li>· use with bench height storage and wall mounted storage</li> <li>· magnetic attachment</li> <li>· com ydg: 1 ¼</li> </ul> <hr/> Excluded from GSA Contract	1 ⅞	36	35	24	3	<b>DY9-HTB-2-3635</b>	<b>COM \$783</b> A \$795 B \$819 C \$863 D \$918 E \$973 F \$1,058 G \$1,150 H \$1,248 I \$1,400 J \$1,584
--	-----	----	----	----	---	-----------------------	--

**Bench Height**

Description	D	W	H	CTN WT	CU FT	① Model	List Price Per Grade
Wall Mount Tackboard 	1 1/8	33	35	22	2	DY9-HTB-2-3335	COM \$725 A \$738 B \$762 C \$805 D \$860 E \$915 F \$1,000 G \$1,092 H \$1,190 I \$1,342 J \$1,526
<ul style="list-style-type: none"> <li>· use with bench height storage and wall mounted storage</li> <li>· magnetic attachment</li> <li>· com ydg: 1 1/4</li> </ul> Excluded from GSA Contract							

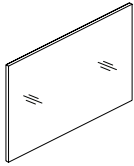
Wall Mount Tackboard 	1 1/8	30	35	20	2	DY9-HTB-2-3035	COM \$655 A \$665 B \$684 C \$719 D \$763 E \$807 F \$875 G \$949 H \$1,026 I \$1,149 J \$1,295
<ul style="list-style-type: none"> <li>· use with bench height storage and wall mounted storage</li> <li>· magnetic attachment</li> <li>· com ydg: 1</li> </ul> Excluded from GSA Contract							

**To Order, Specify:**

- ① Model Number
- ② Fabric Selection: vendor, pattern, color



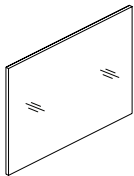
Description	D	W	H	CTN WT	CU FT	① Model	List Price
<b>Primary Height Wall Mount Magnetic Markerboard</b>	1 ¼	45	24	39	2	DY9-HMB-1-4524	\$1,313
	1 ¼	36	24	31	2	DY9-HMB-1-3624	\$1,078
	1 ¼	33	24	29	2	DY9-HMB-1-3324	\$998
	1 ¼	30	24	26	2	DY9-HMB-1-3024	\$919



- use with primary height storage and wall mounted storage
- back painted white glass with thin aluminum frame
- wall mounted, magnetic attachment
- pack of 6 magnets included

Excluded from GSA Contract

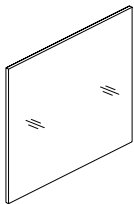
<b>Secondary Height Wall Mount Magnetic Markerboard</b>	1 ¼	45	27	44	3	DY9-HMB-3-4527	\$1,465
	1 ¼	36	27	35	2	DY9-HMB-3-3627	\$1,197
	1 ¼	33	27	32	2	DY9-HMB-3-3327	\$1,108
	1 ¼	30	27	29	2	DY9-HMB-3-3027	\$1,019



- use with secondary height storage and wall mounted storage
- back painted white glass with thin aluminum frame
- wall mounted, magnetic attachment
- pack of 6 magnets included

Excluded from GSA Contract

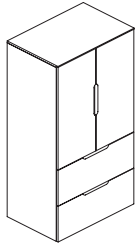
<b>Bench Height Wall Mount Magnetic Markerboard</b>	1 ¼	45	35	56	3	DY9-HMB-2-4535	\$1,859
	1 ¼	36	35	45	3	DY9-HMB-2-3635	\$1,512
	1 ¼	33	35	41	3	DY9-HMB-2-3335	\$1,397
	1 ¼	30	35	38	2	DY9-HMB-2-3035	\$1,281



- use with bench height storage and wall mounted storage
- back painted white glass with thin aluminum frame
- wall mounted, magnetic attachment
- pack of 6 magnets included

Excluded from GSA Contract

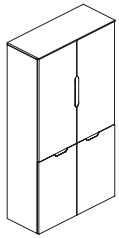
Description	D	W	H	CTN WT	CU FT	① Model	List Price
69" h Storage Unit with Two Drawer Lateral File	24	36	69	376	41	DY6-DDT-1-2436	\$3,266
	24	30	69	363	35	DY6-DDT-1-2430	\$3,261



- recessed pulls standard, optional prism pulls available; specify when ordering
- two adjustable shelves
- file/file lateral
- locking drawers
- locking doors available, specify and add \$105 list
- 36" without top, specify and deduct \$160 list; common top required, see page 502
- 30" without top, specify and deduct \$140 list; common top required, see page 502
- adjustable levelers/glides

Excluded from GSA Contract

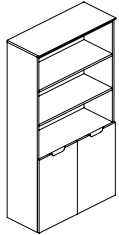
69" h Hinged Door Unit	15	36	69	350	27	DY6-HHT-1-1536	\$3,255
	15	30	69	292	23	DY6-HHT-1-1530	\$3,045



- recessed pulls standard, optional prism pulls available; specify when ordering
- two adjustable shelves in top hinged door compartment
- one adjustable shelf in bottom hinged door compartment
- locking doors available, specify and add \$210 list
- adjustable levelers/glides
- must be mounted to wall or adjacent hinged door unit

Excluded from GSA Contract

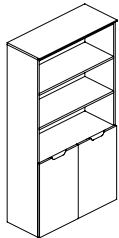
69" h Hinged Door Unit with Open Top Compartment	15	36	69	199	27	DY6-OHT-1-1536	\$2,846
	15	30	69	166	23	DY6-OHT-1-1530	\$2,678



- top compartment open from front
- recessed pulls standard, optional prism pulls available; specify when ordering
- two adjustable shelves in top compartment
- one adjustable shelf in hinged door compartment
- locking doors available, specify and add \$105 list
- adjustable levelers/glides

Excluded from GSA Contract

69" h Hinged Door Unit with Pass-Through Top Compartment	15	36	69	170	27	DY6-BHT-1-1536	\$2,720
	15	30	69	142	23	DY6-BHT-1-1530	\$2,562



- top compartment open both sides
- recessed pulls standard, optional prism pulls available; specify when ordering
- two fixed shelves in top compartment
- one adjustable shelf in hinged door compartment
- locking doors available, specify and add \$105 list
- adjustable levelers/glides

Excluded from GSA Contract

**To Order, Specify:**

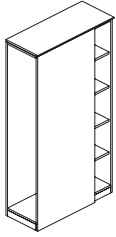
**Markerboards**

- ① Model Number

**Storage Units**

- ① Model Number
- ② Wood Species on Top/Chassis - Cherry (CH1), Maple (MA1), Walnut (WA1) or Double Cut (DC1) (see page 448)
- ③ Finish Color for Top/Chassis (see page 449)
- ④ Finish Color for Door/Drawer Fronts (see page 449)
  - a.) Same as Top/Chassis
  - b.) Paint Color (see page 449)
- ⑤ Pull Color (see page 450)

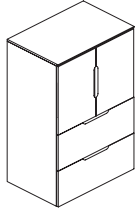
Description	D	W	H	CTN WT	CU FT	① Model	List Price
69" h Side Wardrobe with Open Shelf	15	36	69	184	27	DY6-SWT-1-1536R	\$3,266
	15	36	69	184	27	DY6-SWT-1-1536L	\$3,266
	15	30	69	160	23	DY6-SWT-1-1530R	\$3,093
	15	30	69	160	23	DY6-SWT-1-1530L	\$3,093



- side entry wardrobe with adjustable shelf and two coat hooks
- 9" w open compartment has one fixed and three adjustable shelves
- adjustable levelers/glides

Excluded from GSA Contract

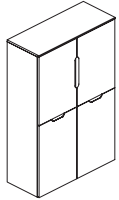
Description	D	W	H	CTN WT	CU FT	① Model	List Price
<b>56" h Storage Unit with Two Drawer Lateral File</b>	24	36	56	353	34	<b>DY6-DDS-1-2436</b>	<b>\$3,282</b>
	24	30	56	341	28	<b>DY6-DDS-1-2430</b>	<b>\$3,072</b>



- recessed pulls standard, optional prism pulls available; specify when ordering
- adjustable shelf
- file/file lateral
- locking drawers
- locking doors available, specify and add \$105 list
- 36" without top, specify and deduct \$160 list; common top required, see page 502
- 30" without top, specify and deduct \$140 list; common top required, see page 502
- adjustable levelers/glides

Excluded from GSA Contract

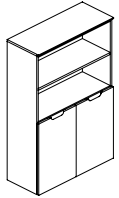
<b>56" h Hinged Door Unit</b>	15	36	56	284	22	<b>DY6-HHS-1-1536</b>	<b>\$2,982</b>
	15	30	56	237	19	<b>DY6-HHS-1-1530</b>	<b>\$2,804</b>



- recessed pulls standard, optional prism pulls available; specify when ordering
- one adjustable shelf in top hinged door compartment
- one adjustable shelf in bottom hinged door compartment
- locking doors available, specify and add \$210 list
- adjustable levelers/glides

Excluded from GSA Contract

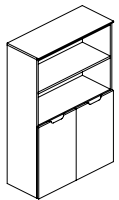
<b>56" h Hinged Door Unit with Open Top Compartment</b>	15	36	56	197	22	<b>DY6-OHS-1-1536</b>	<b>\$2,982</b>
	15	30	56	164	19	<b>DY6-OHS-1-1530</b>	<b>\$2,641</b>



- top compartment open from front
- recessed pulls standard, optional prism pulls available; specify when ordering
- one adjustable shelf in top compartment
- one adjustable shelf in hinged door compartment
- locking doors available, specify and add \$105 list
- adjustable levelers/glides

Excluded from GSA Contract

<b>56" h Hinged Door Unit with Pass-Through Top Compartment</b>	15	36	56	216	22	<b>DY6-BHS-1-1536</b>	<b>\$2,720</b>
	15	30	56	202	19	<b>DY6-BHS-1-1530</b>	<b>\$2,568</b>



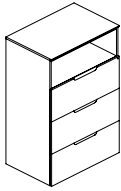
- top compartment open both sides
- recessed pulls standard, optional prism pulls available; specify when ordering
- one fixed shelf in top compartment
- one adjustable shelf in hinged door compartment
- locking doors available, specify and add \$105 list
- adjustable levelers/glides

Excluded from GSA Contract

**To Order, Specify:**

- ① Model Number
- ② Wood Species on Top/Chassis - Cherry (CH1), Maple (MA1), Walnut (WA1) or Double Cut (DC1) (see page 448)
- ③ Finish Color for Top/Chassis (see page 449)
- ④ Finish Color for Door/Drawer Fronts (see page 449)
  - a.) Same as Top/Chassis
  - b.) Paint Color (see page 449)
- ⑤ Pull Color (see page 450)

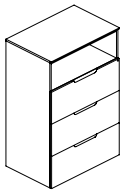
Description	D	W	H	CTN WT	CU FT	① Model	List Price
<b>56" h Three Drawer Lateral File with Open Top Compartment</b>	24	36	56	313	34	<b>DY6-ODS-F3-2436</b>	<b>\$3,198</b>
	24	30	56	261	28	<b>DY6-ODS-F3-2430</b>	<b>\$2,993</b>



- top compartment open from front
- recessed pulls standard, optional prism pulls available; specify when ordering
- locking drawers
- 36" without top, specify and deduct \$160 list; common top required, see page 502
- 30" without top, specify and deduct \$140 list; common top required, see page 502
- adjustable levelers/glides

Excluded from GSA Contract

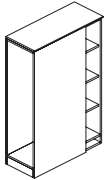
<b>56" h Three Drawer Lateral File with Pass-Through Top Compartment</b>	24	36	56	245	34	<b>DY6-BDS-F3-2436</b>	<b>\$3,150</b>
	24	30	56	205	28	<b>DY6-BDS-F3-2430</b>	<b>\$2,951</b>



- top compartment open both sides
- recessed pulls standard, optional prism pulls available; specify when ordering
- locking drawers
- 36" without top, specify and deduct \$160 list; common top required, see page 502
- 30" without top, specify and deduct \$140 list; common top required, see page 502
- adjustable levelers/glides

Excluded from GSA Contract

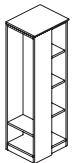
<b>56" h Side Wardrobe with Open Shelf</b>	15	36	56	155	22	<b>DY6-SWS-1-1536R</b>	<b>\$3,108</b>
	15	36	56	155	22	<b>DY6-SWS-1-1536L</b>	<b>\$3,108</b>
	15	30	56	129	19	<b>DY6-SWS-1-1530R</b>	<b>\$2,935</b>
	15	30	56	129	19	<b>DY6-SWS-1-1530L</b>	<b>\$2,935</b>



- side entry wardrobe with adjustable shelf and two coat hooks
- 9" w open compartment has one fixed and two adjustable shelves
- adjustable levelers/glides

Excluded from GSA Contract

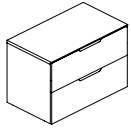
<b>56" h Side Wardrobe with Open Shelf</b>	15	18	56	93	12	<b>DY6-SWS-1-1518R</b>	<b>\$2,636</b>
	15	18	56	93	12	<b>DY6-SWS-1-1518L</b>	<b>\$2,636</b>



- side entry wardrobe with adjustable shelf and two coat hooks
- 9" w open compartment has one fixed and two adjustable shelves
- adjustable levelers/glides

Excluded from GSA Contract

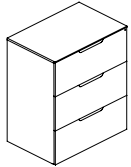
Description	D	W	H	CTN WT	CU FT	① Model	List Price
<b>Two Drawer Lateral File</b>	24	36	29 ¼	178	18	<b>DY6-FLS-1-2436</b>	<b>\$2,284</b>
	24	30	29 ¼	151	16	<b>DY6-FLS-1-2430</b>	<b>\$2,043</b>



- recessed pulls standard, optional prism pulls available; specify when ordering
- locking drawers
- adjustable levelers/glides

Excluded from GSA Contract

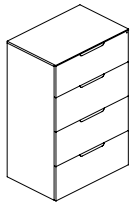
<b>Three Drawer Lateral File</b>	24	36	43	291	26	<b>DY6-FLM-1-2436</b>	<b>\$2,972</b>
	24	30	43	243	22	<b>DY6-FLM-1-2430</b>	<b>\$2,757</b>



- recessed pulls standard, optional prism pulls available; specify when ordering
- locking drawers
- 36" without top, specify and deduct \$160 list; common top required, see page 502
- 30" without top, specify and deduct \$140 list; common top required, see page 502
- adjustable levelers/glides

Excluded from GSA Contract

<b>Four Drawer Lateral File</b>	24	36	56	313	34	<b>DY6-FLT-1-2436</b>	<b>\$3,266</b>
	24	30	56	261	28	<b>DY6-FLT-1-2430</b>	<b>\$3,040</b>



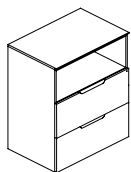
- recessed pulls standard, optional prism pulls available; specify when ordering
- locking drawers
- 36" without top, specify and deduct \$160 list; common top required, see page 502
- 30" without top, specify and deduct \$140 list; common top required, see page 502
- adjustable levelers/glides

Excluded from GSA Contract

**To Order, Specify:**

- ① Model Number
- ② Wood Species on Top/Chassis - Cherry (CH1), Maple (MA1), Walnut (WA1) or Double Cut (DC1) (see page 448)
- ③ Finish Color for Top/Chassis (see page 449)
- ④ Finish Color for Doors/Front Panel (see page 449)
  - a.) Same as Top/Chassis
  - b.) Paint Color (see page 449)
- ⑤ Pull Color (see page 450)

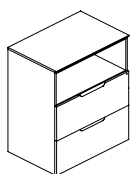
Description	D	W	H	CTN WT	CU FT	① Model	List Price
Two Drawer Lateral File with Open Top Compartment	24	36	43	186	26	DY6-ODL-1-2436	\$2,704
	24	30	43	155	22	DY6-ODL-1-2430	\$2,520



- top compartment open from front
- recessed pulls standard, optional prism pulls available; specify when ordering
- file/file laterals
- locking drawers
- 36" without top, specify and deduct \$160 list; common top required, see page 502
- 30" without top, specify and deduct \$140 list; common top required, see page 502
- adjustable levelers/glides

Excluded from GSA Contract

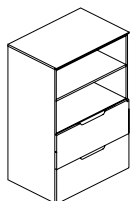
Two Drawer Lateral File with Pass-Through Top Compartment	24	36	43	186	26	DY6-BDL-1-2436	\$2,657
	24	30	43	155	22	DY6-BDL-1-2430	\$2,478



- top compartment open both sides
- recessed pulls standard, optional prism pulls available; specify when ordering
- file/file lateral
- locking drawers
- 36" without top, specify and deduct \$160 list; common top required, see page 502
- 30" without top, specify and deduct \$140 list; common top required, see page 502
- adjustable levelers/glides

Excluded from GSA Contract

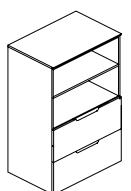
Two Drawer Lateral File with Open Top Compartment	24	36	56	313	34	DY6-ODS-1-2436	\$3,198
	24	30	56	261	28	DY6-ODS-1-2430	\$2,998



- top compartment open from front
- one adjustable shelf
- recessed pulls standard, optional prism pulls available; specify when ordering
- file/file lateral
- locking drawers
- 36" without top, specify and deduct \$160 list; common top required, see page 502
- 30" without top, specify and deduct \$140 list; common top required, see page 502
- adjustable levelers/glides

Excluded from GSA Contract

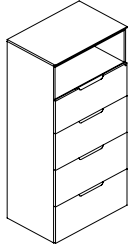
Two Drawer Lateral File with Pass-Through Top Compartment	24	36	56	243	34	DY6-BDS-1-2436	\$2,914
	24	30	56	202	28	DY6-BDS-1-2430	\$2,715



- top compartment open from both sides
- recessed pulls standard, optional prism pulls available; specify when ordering
- fixed shelf
- file/file lateral
- locking drawers
- 36" without top, specify and deduct \$160 list; common top required, see page 502
- 30" without top, specify and deduct \$140 list; common top required, see page 502
- adjustable levelers/glides

Excluded from GSA Contract

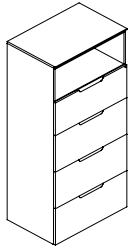
Description	D	W	H	CTN WT	CU FT	① Model	List Price
Four Drawer Lateral File with Open Top Compartment	24	36	69	400	41	DY6-ODT-F4-2436	\$3,513
	24	30	69	385	35	DY6-ODT-F4-2430	\$3,276



- top compartment open from front
- recessed pulls standard, optional prism pulls available; specify when ordering
- locking drawers
- 36" without top, specify and deduct \$160 list; common top required, see page 502
- 30" without top, specify and deduct \$140 list; common top required, see page 502
- adjustable levelers/glides

Excluded from GSA Contract

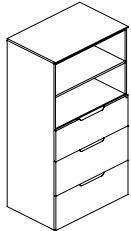
Four Drawer Lateral File with Pass-Through Top Compartment	24	36	69	302	41	DY6-BDT-F4-2436	\$3,465
	24	30	69	252	35	DY6-BDT-F4-2430	\$3,234



- top compartment open both sides
- recessed pulls standard, optional prism pulls available; specify when ordering
- locking drawers
- 36" without top, specify and deduct \$160 list; common top required, see page 502
- 30" without top, specify and deduct \$140 list; common top required, see page 502
- adjustable levelers/glides

Excluded from GSA Contract

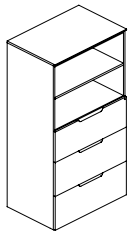
Three Drawer Lateral File with Open Top Compartment	24	36	69	379	41	DY6-ODT-F3-2436	\$3,308
	24	30	69	364	35	DY6-ODT-F3-2430	\$3,051



- top compartment open from front
- recessed pulls standard, optional prism pulls available; specify when ordering
- adjustable shelf
- locking drawers
- 36" without top, specify and deduct \$160 list; common top required, see page 502
- 30" without top, specify and deduct \$140 list; common top required, see page 502
- adjustable levelers/glides

Excluded from GSA Contract

Three Drawer Lateral File with Pass-Through Compartment	24	36	69	302	41	DY6-BDT-F3-2436	\$2,967
	24	30	69	252	35	DY6-BDT-F3-2430	\$2,904



- top compartment open both sides
- recessed pulls standard, optional prism pulls available; specify when ordering
- fixed shelf
- locking drawers
- 36" without top, specify and deduct \$160 list; common top required, see page 502
- 30" without top, specify and deduct \$140 list; common top required, see page 502
- adjustable levelers/glides

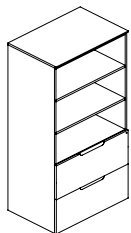
Excluded from GSA Contract

**To Order, Specify:**

- ① Model Number
- ② Wood Species on Top/Chassis - Cherry (CH1), Maple (MA1), Walnut (WA1) or Double Cut (DC1) (see page 448)
- ③ Finish Color for Top/Chassis (see page 449)
- ④ Finish Color for Drawer Fronts (see page 449)
  - a.) Same as Top/Chassis
  - b.) Paint Color (see page 449)
- ⑤ Pull Color (see page 450)



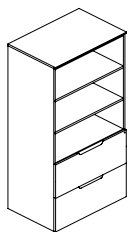
Description	D	W	H	CTN WT	CU FT	① Model	List Price
Two Drawer Lateral File with Open Top Compartment	24	36	69	257	41	DY6-ODT-1-2436	\$3,093
	24	30	69	214	35	DY6-ODT-1-2430	\$3,009



- top compartment open from front
- recessed pulls standard, optional prism pulls available; specify when ordering
- two adjustable shelves
- locking drawers
- 36" without top, specify and deduct \$160 list; common top required, see page 502
- 30" without top, specify and deduct \$140 list; common top required, see page 502
- adjustable levelers/glides

Excluded from GSA Contract

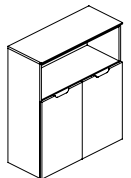
Two Drawer Lateral File with Pass-Through Top Compartment	24	36	69	302	41	DY6-BDT-1-2436	\$2,967
	24	30	69	252	35	DY6-BDT-1-2430	\$2,904



- top compartment open both sides
- recessed pulls standard, optional prism pulls available; specify when ordering
- two fixed shelves
- file/file lateral
- locking drawers
- 36" without top, specify and deduct \$160 list; common top required, see page 502
- 30" without top, specify and deduct \$140 list; common top required, see page 502
- adjustable levelers/glides

Excluded from GSA Contract

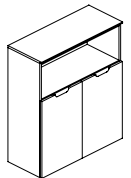
Hinged Door with Open Compartment	15	36	43	150	17	DY6-OHL-1-1536	\$2,515
	15	30	43	125	14	DY6-OHL-1-1530	\$2,363



- top compartment open from front
- recessed pulls standard, optional prism pulls available; specify when ordering
- adjustable shelf
- locking doors available, specify and add \$105 list
- adjustable levelers/glides

Excluded from GSA Contract

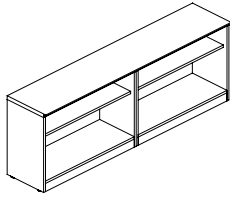
Hinged Door with Pass-Through Top Compartment	15	36	43	166	17	DY6-BHL-1-1536	\$2,468
	15	30	43	155	14	DY6-BHL-1-1530	\$2,321



- top compartment open both sides
- recessed pulls standard, optional prism pulls available; specify when ordering
- adjustable shelf
- locking doors available, specify and add \$105 list
- adjustable levelers/glides

Excluded from GSA Contract

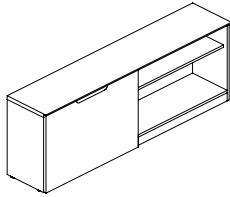
Description	D	W	H	CTN WT	CU FT	① Model	List Price
Open Bookcase	15	72	26	255	21	DY6-OBK-1S-1572	\$2,310
	15	60	26	225	18	DY6-OBK-1S-1560	\$2,258



- adjustable shelf
- adjustable levelers/glides

Excluded from GSA Contract

Sliding Door Bookcase	15	72	26	258	21	DY6-OBK-SS-1572	\$2,699
	15	60	26	227	18	DY6-OBK-SS-1560	\$2,625

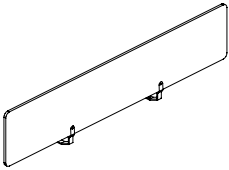
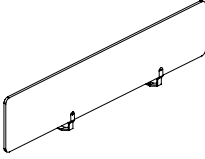
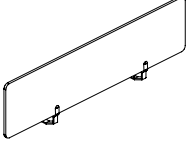
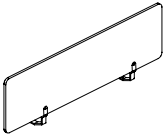


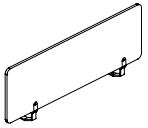
- single sliding door
- adjustable shelf
- recessed pulls standard, optional prism pulls available; specify when ordering
- adjustable levelers/glides

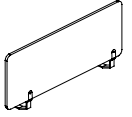
Excluded from GSA Contract

**To Order, Specify:**

- ① Model Number
- ② Wood Species on Top/Chassis - Cherry (CH1), Maple (MA1), Walnut (WA1) or Double Cut (DC1) (see page 448)
- ③ Finish Color for Top/Chassis (see page 449)
- ④ Finish Color for Door/Drawer Fronts (see page 449)
  - a.) Same as Top/Chassis
  - b.) Paint Color (see page 449)
- ⑤ Pull Color (see page 450)

Description	D	W	H	CTN WT	CU FT	① Model	List Price Per Grade	
<b>60" Privacy Screen</b>  <ul style="list-style-type: none"> <li>· use with 78" w rectangular table desk with a wood top</li> <li>· attaches to edge of worksurface</li> <li>· pack of 6 magnets included</li> <li>· fabric covered magnetic board</li> <li>· Arctic Silver mounting bracket finish</li> <li>· non-tackable</li> <li>· com ydg: 1 3/4</li> </ul> <p>Excluded from GSA Contract</p>	5/8	60	12	15	1	<b>DY9-PVS-1-6012</b>	<b>COM \$824</b>	
	A \$842							
	B \$875							
	C \$935							
	D \$1,013							
	E \$1,089							
	F \$1,209							
	G \$1,337							
	H \$1,475							
	I \$1,688							
	J \$1,944							
	<b>54" Privacy Screen</b>  <ul style="list-style-type: none"> <li>· use with 72" w rectangular table desk with a wood top</li> <li>· attaches to edge of worksurface</li> <li>· pack of 6 magnets included</li> <li>· fabric covered magnetic board</li> <li>· Arctic Silver mounting bracket finish</li> <li>· non-tackable</li> <li>· com ydg: 1 3/4</li> </ul> <p>Excluded from GSA Contract</p>	5/8	54	12	14	1	<b>DY9-PVS-1-5412</b>	<b>COM \$771</b>
		A \$789						
B \$823								
C \$882								
D \$960								
E \$1,037								
F \$1,157								
G \$1,285								
H \$1,422								
I \$1,635								
J \$1,892								
<b>48" Privacy Screen</b>  <ul style="list-style-type: none"> <li>· use with 66" w rectangular table desk with a wood top</li> <li>· attaches to edge of worksurface</li> <li>· pack of 6 magnets included</li> <li>· fabric covered magnetic board</li> <li>· Arctic Silver mounting bracket finish</li> <li>· non-tackable</li> <li>· com ydg: 1 1/2</li> </ul> <p>Excluded from GSA Contract</p>		5/8	48	12	12	1	<b>DY9-PVS-1-4812</b>	<b>COM \$706</b>
		A \$722						
	B \$750							
	C \$802							
	D \$868							
	E \$934							
	F \$1,037							
	G \$1,146							
	H \$1,264							
	I \$1,447							
	J \$1,667							
	<b>42" Privacy Screen</b>  <ul style="list-style-type: none"> <li>· use with 60" w rectangular table desk with a wood top</li> <li>· attaches to edge of worksurface</li> <li>· pack of 6 magnets included</li> <li>· fabric covered magnetic board</li> <li>· Arctic Silver mounting bracket finish</li> <li>· non-tackable</li> <li>· com ydg: 1 1/4</li> </ul> <p>Excluded from GSA Contract</p>	5/8	42	12	11	1	<b>DY9-PVS-1-4212</b>	<b>COM \$641</b>
		A \$654						
B \$678								
C \$721								
D \$776								
E \$831								
F \$916								
G \$1,008								
H \$1,106								
I \$1,258								
J \$1,442								

Description	D	W	H	CTN WT	CU FT	① Model	List Price Per Grade
36" w Privacy Screen	5/8	36	12	9	1	DY9-PVS-1-3612	COM \$588
 <ul style="list-style-type: none"> <li>· use with 54" w rectangular table desk with a wood top</li> <li>· attaches to edge of worksurface</li> <li>· pack of 6 magnets included</li> <li>· fabric covered magnetic board</li> <li>· Arctic Silver mounting bracket finish</li> <li>· non-tackable</li> <li>· com ydg: 1 1/4</li> </ul> <p>Excluded from GSA Contract</p>	A						\$601
	B						\$625
	C						\$668
	D						\$724
	E						\$779
	F						\$864
	G						\$956
	H						\$1,054
	I						\$1,206
	J						\$1,390

30" w Privacy Screen	5/8	30	12	8	1	DY9-PVS-1-3012	COM \$523
 <ul style="list-style-type: none"> <li>· use with 48" w rectangular table desk with a wood top</li> <li>· attaches to edge of worksurface</li> <li>· pack of 6 magnets included</li> <li>· fabric covered magnetic board</li> <li>· Arctic Silver mounting bracket finish</li> <li>· non-tackable</li> <li>· com ydg: 1</li> </ul> <p>Excluded from GSA Contract</p>	A						\$534
	B						\$553
	C						\$587
	D						\$632
	E						\$676
	F						\$744
	G						\$817
	H						\$895
	I						\$1,018
	J						\$1,164

**To Order, Specify:**

**Storage Units**

① Model Number

② Fabric Selection: vendor, pattern, color





Desks . . . . .	592
Modesty Panels . . . . .	593
Returns and Bridges . . . . .	600
Credenzas . . . . .	606
Pedestals . . . . .	610
Modesty Panel Applications . . . . .	614
Modular Tops . . . . .	620
Overhead Cabinets. . . . .	622
Tackboards . . . . .	622
Tool Rail Accessories. . . . .	626
Wall Mount Storage . . . . .	628
Storage Towers. . . . .	630
Transaction Counter . . . . .	630
Bookcases. . . . .	630
Lateral Files . . . . .	632
Vertical Storage Units . . . . .	633
Freestanding Tables . . . . .	634

## Shuffle - Overview

### Desks



Bow Front Double Pedestal Desk  
Page 592



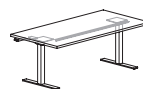
Double Pedestal Desk  
Page 592



Electric Adjustable Height Table Desk  
Page 594



Pneumatic Adjustable Height Table Desk  
Page 594



Crank Adjustable Height Table Desk  
Page 594

### Desk Modesty Panel Options



Veneer Modesty with Wire Management  
Page 593



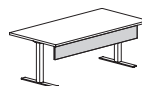
Laminate Modesty  
Page 593



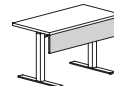
Laminate Modesty with Wire Management  
Page 593



Perforated Metal Modesty  
Page 593



Adjustable Table Modesty Panel  
Page 585



Adjustable Bridge Modesty Panel  
Page 605

### Desk Applications



Bow Front Single Pedestal Desk  
Page 596



Single Pedestal Desk  
Page 596

### Single Pedestal Desk Modesty Panel Options



Veneer Modesty with Wire Management  
Page 597



Laminate Modesty  
Page 597

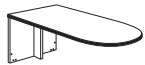


Laminate Modesty with Wire Management  
Page 597



Perforated Metal Modesty  
Page 597

### Peninsula Desks



Bullet Peninsula Desk  
Page 598

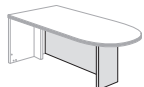


Keyhole Peninsula Desk  
Page 598

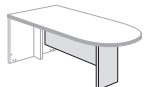
### Peninsula Desk Bases and Modesty Panels



Column Base  
Page 599



Full Modesty Panel  
Page 599



3/4 Modesty Panel  
Page 599

## Shuffle - Overview

### Return Applications



File/File Return  
Page 600



File/File Corner  
Return  
Page 602



Lateral File Return  
Page 601

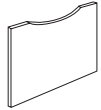


Lateral File Corner  
Return  
Page 603



Executive Corner  
Unit  
Page 602

### Pedestal Return Modesty Panel Option

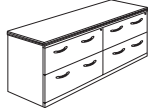


Modesty with Wire Management  
Page 604

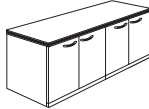
### Credenzas



Storage Credenza  
Page 606



Lateral File Credenza  
Page 606



Four Door Credenza  
Page 606



Two Door Credenza  
Page 606



Kneespace Credenza  
Page 607

### Credenza Applications



Buffet Credenza  
Page 607



File/File Pedestal  
Credenza  
Page 608

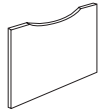


Lateral File Pedestal  
Credenza  
Page 608



Multi-File Pedestal  
Credenza  
Page 609

### Credenza Modesty Panel Option



Veneer Modesty with  
Wire Management  
Page 609



# Shuffle - Overview

## Pedestals



Freestanding  
File/File Pedestal  
Page 610



Freestanding  
Box/Box/File Pedestal  
Page 610

## Pedestal Assembly Applications



File/File Pedestal  
Page 611



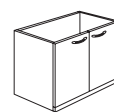
Box/Box/File Pedestal  
Page 611



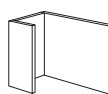
Lateral File Pedestal  
Page 612



Multi-File Pedestal  
Page 612



Storage Cabinet Pedestal  
Page 612



Wing End Assembly  
Page 613



End Panel  
Page 613

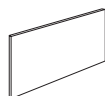


T-Panel for Bullet/  
Keyhole Desk  
Page 613

## Veneer Modesty Applications



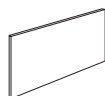
Desk Modesty  
Page 614



Kneespace Credenza  
Modesty  
Page 614



Bridge Modesty  
Page 614



Single Pedestal  
Credenza Modesty  
Page 614



Single Lateral or Multi-  
File Credenza Modesty  
Page 615



Single Pedestal  
Return Modesty  
Page 615

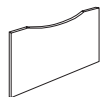


Storage Lateral File  
Return Modesty  
Page 615

## Veneer Modesty Applications with Wire Management Slot



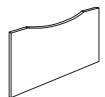
Desk Modesty  
Page 616



Kneespace Credenza  
Modesty  
Page 616



Bridge Modesty  
Page 616



Single Pedestal  
Credenza Modesty  
Page 616



Single Lateral or Multi-  
File Credenza Modesty  
Page 617



Single Pedestal  
Return Modesty  
Page 617

## Laminate Modesty Applications



Laminate Modesty  
Page 618



Laminate Modesty with  
Wire Management  
Page 618



Perforated Metal  
Modesty  
Page 619

## Shuffle - Overview

### Modular Tops



Bow Top  
Page 620



Keyhole Top  
Page 620



Bullet Top  
Page 620



Desk Top  
Page 620



Bridge/Return Top  
Page 620



Bridge Top  
Page 620



Return Top  
Page 620



Credenza Top  
Page 621

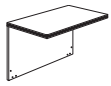


Pedestal Top  
Page 621



Lateral File/Storage Top  
Page 621

### Bridge Applications



Executive Bridge  
Page 604

### Adjustable Height Bridge



Electric Adjustable  
Height Bridge  
Page 605



Pneumatic Adjustable  
Height Bridge  
Page 605

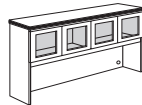
### Overhead Cabinets



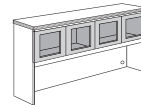
Storage Overhead Cabinet  
with Four Doors  
Page 622



Storage Overhead Cabinet  
with Four Glass Doors  
Page 622



Storage Overhead Cabinet  
with Four Doors  
Page 622

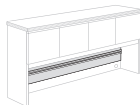


Storage Overhead Cabinet  
with Four Glass Doors  
Page 622

### Tackboards



Tackboard for Storage  
Overhead Cabinet  
Pages 622-623



Tackboards for  
Accessory Rail  
Pages 624-625

### Accessories



Accessory Rail  
Page 626



Upright Tray  
Page 627



Small Tray  
Page 627



Pencil Tray  
Page 627



Paper Tray  
Page 627



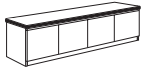
File Hanger  
Page 627



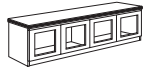
Acrylic Accessory Tray  
Page 627

# Shuffle - Overview

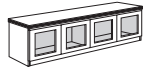
## Wall Mount Storage



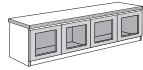
Wall Mount Overhead  
with Four Doors  
Page 628



Wall Mount Overhead  
with Four Glass Doors  
Page 628

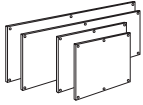


Wall Mount Overhead  
with Four Glass Doors  
Page 628



Wall Mount Overhead  
with Four Glass Doors  
Page 628

## Tackboards



Wall Mount Tackboards  
Page 629

## Storage Towers

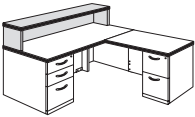


Storage Tower  
Page 630



Storage Tower  
Page 630

## Transaction Counters

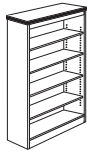


Transaction Counter  
Page 630

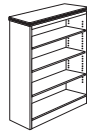
## Bookcases



Overhead Bookcase  
Page 630



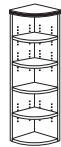
Bookcase  
Page 631



Bookcase  
Page 631



Bookcase  
Page 631



Radius Bookcase  
Page 631

## Shuffle - Overview

### Lateral Files



Lateral File  
Page 632

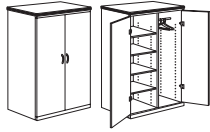


Lateral File  
Page 632



Mobile Pedestal  
Page 632

### Storage Cabinets



Wardrobe  
Page 633



Hanging Bar to Shelves  
Conversion Kit  
Page 633



File/File Lateral  
Storage Cabinet  
Page 633



File/File Storage  
Wardrobe  
Page 633

### Conference Tables



Round Conference Table  
Page 634



Round Magazine Table  
Page 634

### Tables



Sofa Table  
Page 635



Magazine Table  
Page 635

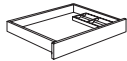


End Table  
Page 635



End Table  
Page 635

### Optional Center Drawer



Center Drawer  
Page 635

### Task Lights



48 "w Task Light  
Page 642



24 "w Task Light  
Page 642



31 "w LED Starter  
Task Light  
Page 642



31 "w LED Linking  
Adder Task Light  
Page 642



17 "w LED Starter  
Task Light  
Page 643



17 "w LED Linking  
Adder Task Light  
Page 643




Motion Sensor  
for Task Lights  
Page 643

## Shuffle Product Information

### Exterior Wood Materials

Exterior surfaces are made from the finest selected veneers to achieve clarity and consistency in the Shuffle product line. To attain a pleasing, symmetrical pattern, all veneers in Shuffle are book-matched. All exterior solid lumber is matched to coordinate with the veneer.



Book Matched Example

Alternating pieces of veneer are flipped over so they face each other like the pages within a book

Shuffle is available in plain sliced cherry veneer. A wide range of wood stains have been formulated to enhance the beauty of the veneer.

### Work Surface Construction

Tops are 5-ply balanced construction, 1 3/16" thick with solid matching hardwood edges.

Matching or coordinating high pressure laminate in a veneer grain pattern can be applied to the top surface and is available at no additional charge.

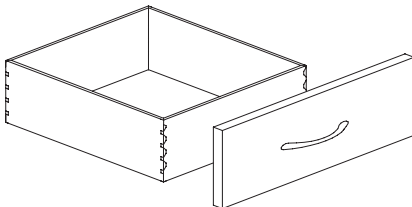
### Case Construction

Outside panels are 1 3/16" ▲ and joined together by mortise and tenon construction. In addition to mortise and tenon joint construction, pedestal joints are reinforced with screws, cleats, brackets, and glue. Leveling glides are set into solid hardwood blocks with t-nut inserts, which helps to prevent the leveling glide from tear outs. Tops are secured to the chassis with top fastening cleats screwed to the inside of the panels.

Cabinet doors have 110° swing hinges to allow adequate access into the interior of the cabinet.

### Drawers

The 9ply unidirectional hardwood sides of the drawer box are 7/16" thick assembled with English dovetail construction at each corner of the box. The drawer bottom panel is 1/4" thick fitting into a groove machined into side of the box. Interiors are sanded and coated with clear U.V. finish to protect against shrinking, swelling or warping, and to provide a clean, smooth feel and appearance.



### Drawer Suspension

The high quality black drawer suspensions carry a lifetime warranty. Slides feature steel ball bearings for longer life with cushioned in/out stops. File and box drawers have 100% full extension with over travel.

### Filing Hardware

All file drawers are constructed with a custom designed filing system in place to allow for hanging folders. Filing diagram on pages 588-590.

### Locking

All desks, lateral files and free standing credenzas feature pedestal locking. Returns and single pedestal credenzas feature pedestal locking to provide maximum security and flexibility.

Units are shipped randomly keyed as standard. Key alike units are available upon request for no additional charges. Removable cores for in-field re-keying are standard.

### Finish - Stain/Colors

We offer a variety of wood stains and paint colors on Shuffle. Please see the chart below. Samples are available upon request. Former finish names are listed in parentheses for reference.

<b>CH1 Cherry</b> <i>Flat Cut Veneer</i>	
AUT Autumn ( <i>Autumn Cherry</i> )	EAR Earthy
BRL Barley	LGC Legacy ( <i>Legacy Cherry</i> )
BBN Bourbon ( <i>Natural Cherry</i> )	PRL Praline ( <i>Vintage Cherry</i> )
BRG Brighton ( <i>Brighton Cherry</i> )	SAF Saffron ( <i>Medium Cherry</i> )
CLA Classic ( <i>Classic Cherry</i> )	

### Protective Top Coat

DuraTex™ offers exceptional hardness along with abrasion and impact resistance, it has been formulated to eliminate hazardous and harmful gases that are normally associated with wood finish.

### DuraTex™ Features

**Safety** - Significantly reduces hazardous formaldehyde emissions which help improve the quality of the of the indoor air we breathe.

**Quality** - Developed to be tough and durable with special attention to appearance. The DuraTex™ finish preserves the natural beauty of wood.

**Durability** - Designed to meet a wide range of demanding performance and environmental standards to withstand even the highest wear and tear.

## Shuffle Product Information

### Product Modification

#### Laminate Tops

Worksurface only, no additional upcharge if coordinating wood grain laminate is specified. Contact Customer Service for any other laminate request. Listed below are finishes that have coordinating wood grain HPL laminates.

#### Cherry Finishes

*Autumn*  
*Barley*  
*Bourbon*  
*Brighton*  
*Classic*  
*Legacy*  
*Praline*  
*Saffron*

#### Special Finishes

Special finishes can be requested by following the instructions in the general introduction section, page 3. There is a one time charge of 289 list per order.

#### Finish Sheen Modification

Finish sheen can be modified on the worksurface tops. There is a 15% upcharge added to the list of each item.

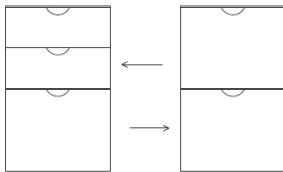
#### Oak Veneer

Upon request veneer can be changed from the standard offering to oak flat cut veneer with an additional 40% upcharge to the list of each item.

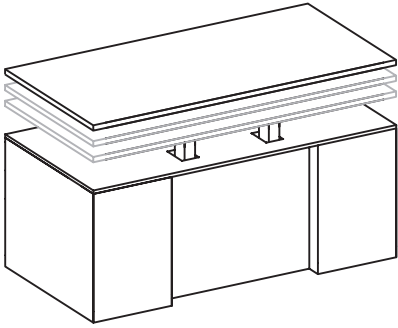
#### Pedestal Configuration Change

Desks have one box/box/file pedestal. The double pedestal has a file/file on the right side. Returns and credenzas are configured with file/file pedestals.

Shuffle drawer configuration on pedestals 28 1/2" to 30" high can be switched out either to a box-box-file or file-file configuration, but must be specified at the time of order and with an additional 5% upcharge to the list price.



## Shuffle Product Information



This mechanism requires a signed Liability Wavier prior to time of order specification.

Contact Customer Service or visit our Website at [jsifurniture.com](http://jsifurniture.com)

### ERGO Adjustable Work Height Mechanism

Our proprietary adjustable work height mechanism can be specified on many of the models in Shuffle.

ERGO mechanism allows height adjustability to be added to the worksurface. Our solution uses a standardized design that minimizes the modifications required to standard desk, bridge, or credenza models. The mechanism and control box are neatly concealed to maintain the appearance of the original elegance of the product. A push button activates the electric powered lifting columns for adjustability from sitting height to a standing height. A  $\frac{3}{4}$ " thick finished sub top is added to the top of the desk chassis for a clean appearance when the surface is in the raised position. In the lowered position, please note that ERGO adds  $\frac{3}{4}$ " to the standard height of the desk and the installation will decrease knee space depth by 8".

Automatic Collision Control is built in to each mechanism as a standard feature. When the system senses an obstacle obstructing the movement, the mechanism will reverse direction and retreat by 1".

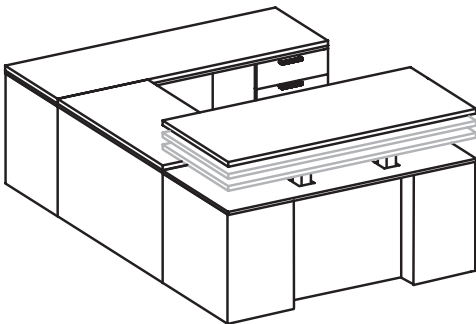
When ERGO is added to a worksurface in an "L" or "U" group, all units in the configuration need to have a sub top added. These units are considered to be ERGO ADJACENT units. ERGO ADJACENT units must have a fixed height worksurface that matches the lowest position of the ERGO mechanism and the top. This is accomplished by adding a  $\frac{3}{4}$ " sub top between the chassis and the worksurface. This feature can also be specified for cabinets which may sit next to a unit with the ERGO mechanism.

Height adjustment starts at  $30\frac{1}{4}$ ", to a standing height of  $49\frac{3}{4}$ ", a range of  $19\frac{1}{2}$ ".

To specify the unit that has the mechanism, add **ERGO** to the end of the model number.

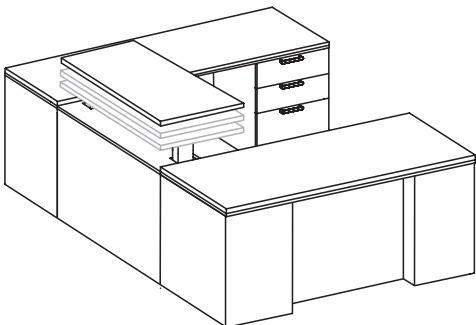
To specify the connecting or adjacent units add, **ERGO ADJACENT** to the end of the model number.

The Ergo mechanism and controls are warranted for a period of (1) year. The rest of the casegood unit(s) are warranted under the normal fifteen (15) year warranty. ▲



#### Example

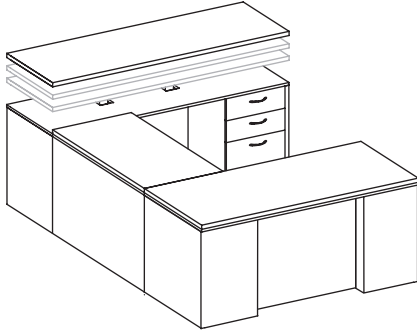
SH3672LD-ERGO	add \$3,255 to list
SH2448EB-ERGO ADJACENT	add \$447 to list
SH2472RC-ERGO ADJACENT	add \$525 to list



#### Example

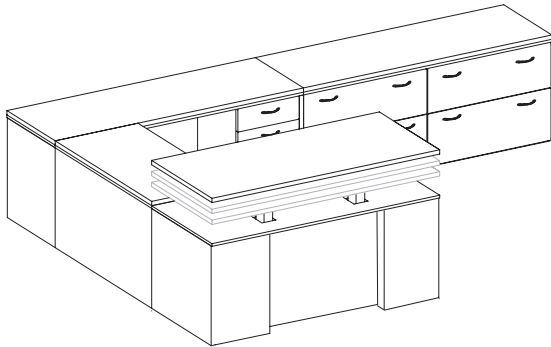
SH3672LD-ERGO ADJACENT	add \$525 to list
SH2448EB-ERGO	add \$3,255 to list
SH2472RC-ERGO ADJACENT	add \$525 to list

## Shuffle Product Information



### Example

SH3672LD-ERGO ADJACENT add \$525 to list  
 SH2448EB-ERGO ADJACENT add \$447 to list  
 SH2472RC-ERGO add \$3,255 to list



### Example

SH3672LD-ERGO add \$3,255 to list  
 SH2448EB-ERGO ADJACENT add \$447 to list  
 SH2472RC-ERGO ADJACENT add \$525 to list  
 SH2472LFC-ERGO ADJACENT add \$525 to list

### Availability of Shuffle Units with the Mechanism

The following models are available with the ERGO Adjustable Work Height Mechanism. When specifying add, "ERGO" to the end of the model number.

Double Pedestal Desk	Single Pedestal Desk	Bridges	Credenzas	Returns
Add \$3,255 to the list price.	Add \$3,255 to the list price. These units require adjacent products to create "L" and "U" layouts	Add \$3,255 to the list price. These units require adjacent products to create "L" and "U" layouts	Add \$3,255 to the list price. These units require adjacent products to create "L" and "U" layouts	Add \$3,255 to the list price. These units require adjacent products to create "L" and "U" layouts
SH4272BD*	SH4272LBD	SH2448EB	SH2472KC*	SH2448ELCR
SH3672DD*	SH4272RBD	SH2442EB	SH2466KC*	SH2448ERCR
SH3072DD*	SH3672LD		SH2472LC	SH2448ELR
SH3066DD*	SH3672RD		SH2472RC	SH2448ERR
	SH3072LD		SH2466LC	SH2442ELCR
	SH3072RD		SH2466RC	SH2442ERCR
	SH3066LD			SH2442ELR
	SH3066RD			SH2442ERR

\* indicates freestanding unit, does not require adjacent products

\* indicates freestanding unit, does not require adjacent products

### Connecting or Adjacent Units to Match Starting Height

All the units listed above can be specified as connecting or adjacent units. Other Shuffle units could also be used as connecting units. Please contact Customer Service for additional items and pricing. When specifying, please add "ERGO ADJACENT" to the end of the model number.

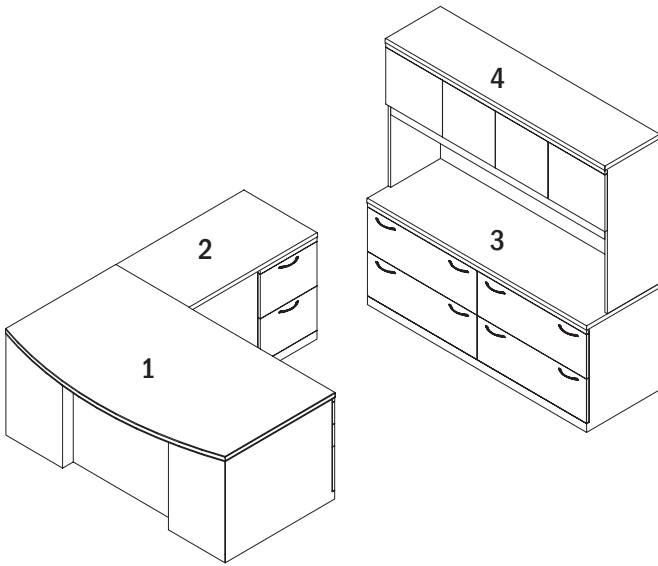
Pricing for Standard Connecting or Adjacent Units  
 Tops larger than 24" x 48" add \$525 to the list price.  
 Tops 24" x 48" or smaller add \$447 to the list price.



## Shuffle Product Information

### Layouts

Typical layouts are available in Shuffle



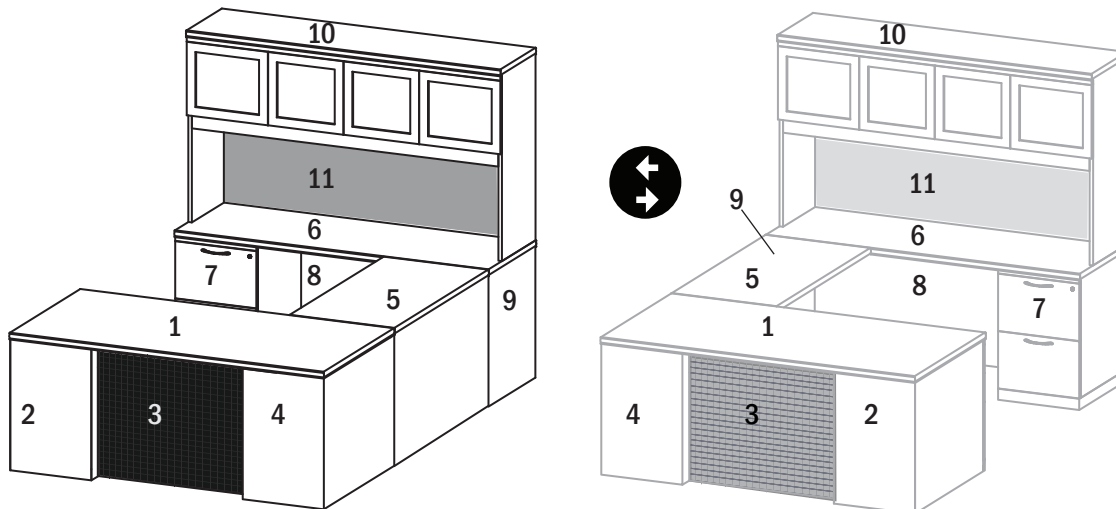
### Layouts

- 1 Break front desks are standard in Shuffle with optional center modesty panel.
- 2 Returns can be specified in multiple widths and are standard with file/file pedestal configuration.
- 3 Shuffle offers a variety of different storage credenzas.
- 4 Overhead storage offered in 1 height and 4 door treatments.
  - wood doors
  - wood frame doors with clear glass
  - wood frame doors with frosted glass
  - aluminum frame doors with frosted glass

Tackboards and tackboards with accessory rails can also be specified for the overhead storage cabinets.

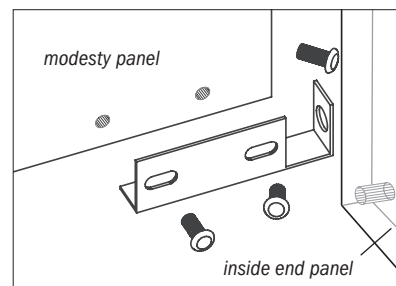
### Modularity

Shuffle's modular construction allows right handed layouts to be reconfigured to left hand layouts without the requirement of additional components.



**Build a right layout or a left layout with this same product list.**

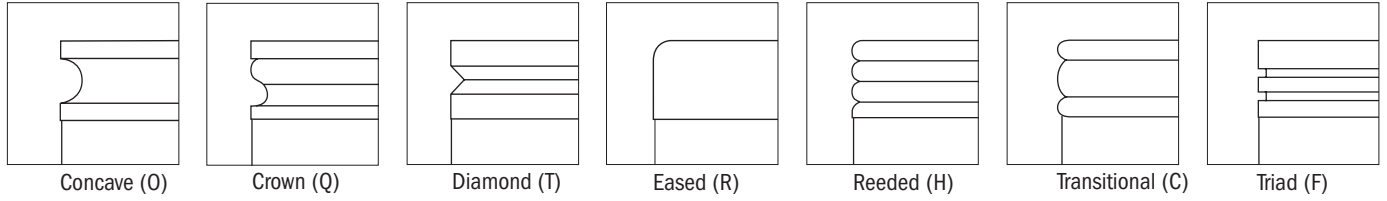
- |    |            |  |
|----|------------|--|
| 1  | SH3672MCT  | Modular Desk Top   |
| 2  | SH1836MBF  | Modular Desk Pedestal - Box/Box/File                     |
| 3  | SH2835MBPB | Modular Perforated Modesty Panel - Black                 |
| 4  | SH1836WEA  | Modular Wing End Assembly (flip over for right or left)  |
| 5  | SH2442EB   | Executive Height Bridge                                  |
| 6  | SH2472MCT  | Modular Credenza Top                                     |
| 7  | SH1824MFF  | Modular Credenza Pedestal - File/File                    |
| 8  | SH2852MB   | Modular Back Panel                                       |
| 9  | SH24EP     | Modular End Panel (flip over hardware for left or right) |
| 10 | SH1872CGO  | Overhead Cabinet - Clear Glass Doors                     |
| 11 | SH72TK     | Tackboard  |



Pre-installed threaded inserts and simple connecting hardware makes it easy to assembly and reconfigure shuffle modular components. Instructions are included for assembly.

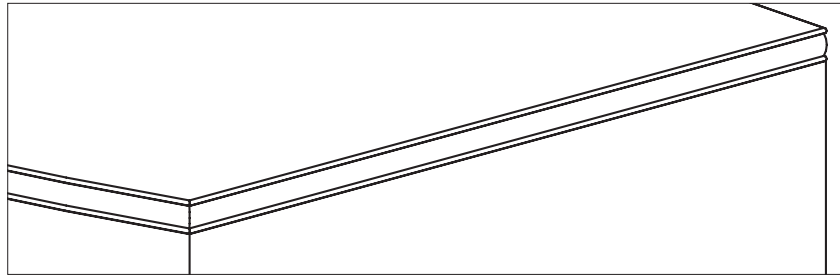
## Shuffle Product Information

### Top Edge Details

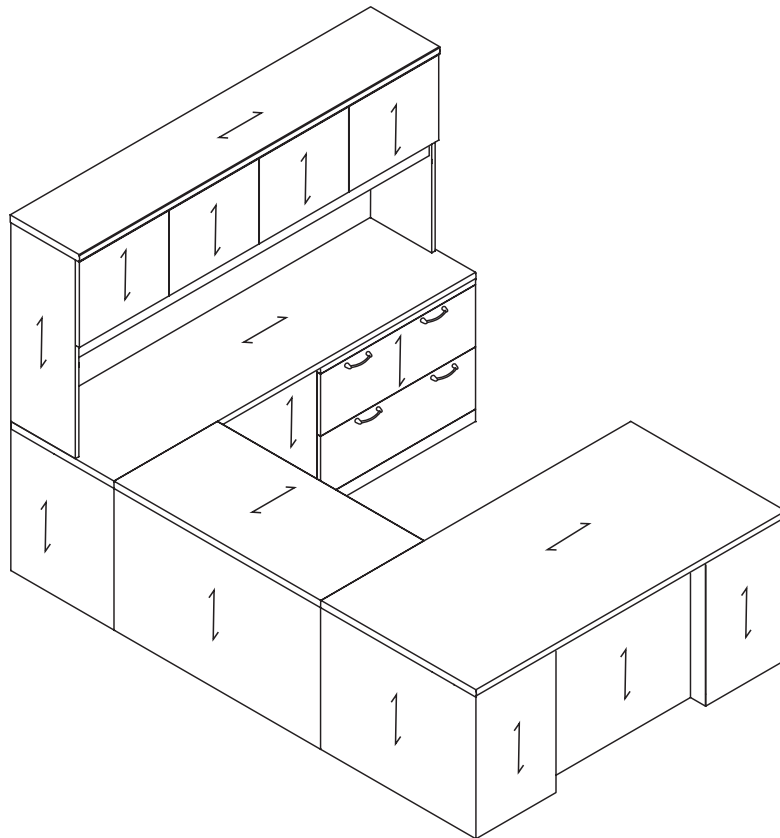


### Top Edge Detail Location

Top edge detail on worksurfaces runs the entire perimeter, approach, user sides, and ends.



### Standard Grain Direction



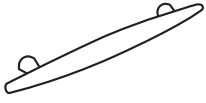
**Notes:**

Grain direction on return and bridge units run short grain.

Grain on valance rails on overhead cabinets run vertical.

## Shuffle Product Information

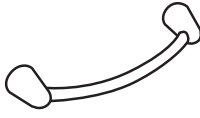
### Pull Style and Color Options



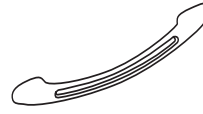
**Bask**  
Polished Nickel (PNK)



**Fluent**  
Matte Black (MBK)  
Matte Nickel (MNK)

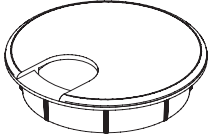


**Rival**  
Chrome (CHR)



**Slotted**  
Matte Black (MBK)  
Matte Nickel (MNK)

### Grommet

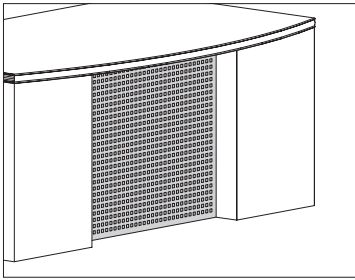


Worksurface grommets can be specified on desks, credenzas, and other types of veneer/laminate work surfaces. The grommet location must be approved by JSI manufacturing; contact Customer Service.

Add \$79 to the list for each grommet.

**Note:** Grommet is standard on corner units and the back panel of overhead cabinets. All other locations must be specified.

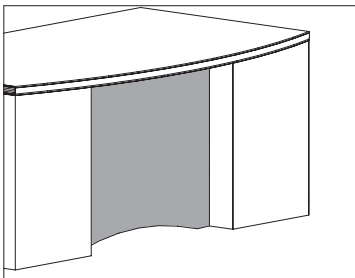
### Product Trim Features and Options



#### Perforated Metal Modesty

- Decorative metal in 2 finishes
  - Black
  - Satin Nickel

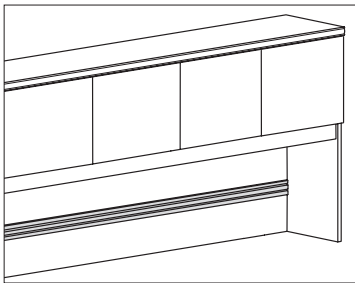
**Note:** available as an option or as a modular component. Not available in custom sizes.



#### Veneer or Laminate Modesty

- Contour Edge
  - Bottom only
  - Bottom and top
  - Use top for wiring access
- Veneer Panel
  - All cherry finishes, see page 580
- Laminate Panel
  - Standard laminate, see page 581

**Note:** available as an option or as a modular component.

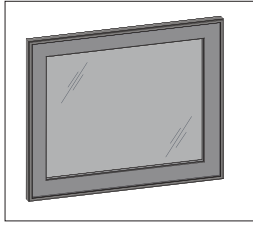


#### Aluminum Accessory Rail

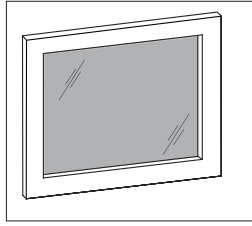
- Anodized aluminum finish
- Accessory tools (see page 627)
  - Upright Tray
  - Small Tray
  - Pencil Tray
  - Paper Tray
  - File Hanger

## Shuffle Product Information

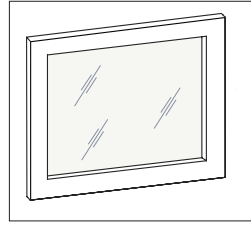
### Product Trim Features and Options *(continued)*



aluminum frame frosted glass



wood frame frosted glass

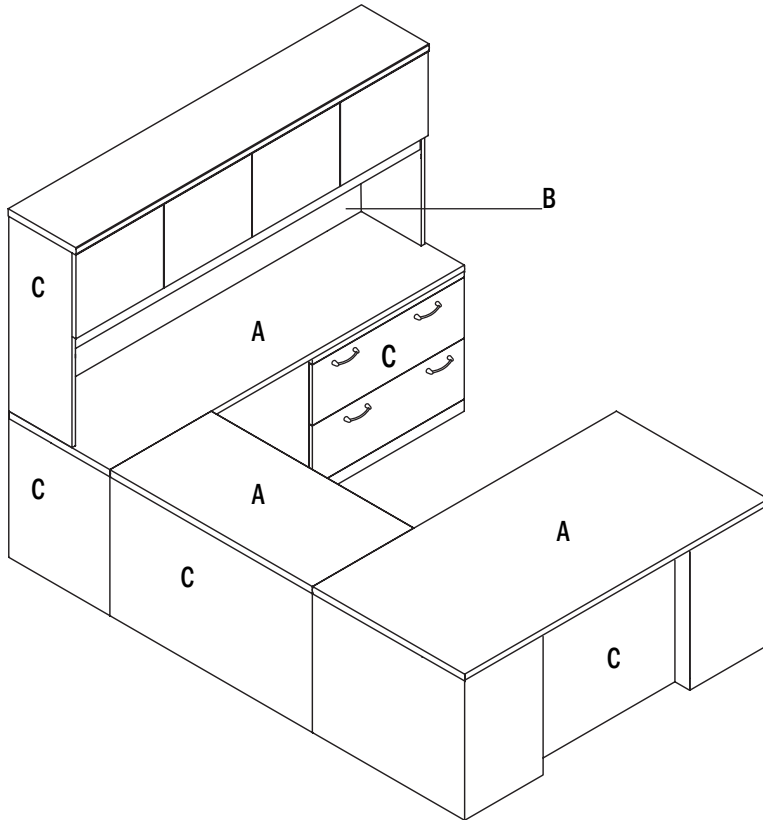


wood frame clear glass

#### Overhead Doors

- Veneer doors *(not shown)*  
Locks optional
- Aluminum frame doors  
Clear Anodized Finish  
Frosted Glass with Acid Etch Front  
Locks not available
- Wood frame doors  
Frosted Glass with Acid Etch Front  
Clear Glass  
Locks optional

### Product Finish Features and Options



**A Worksurface** - Veneer

**B Overhead Back Panel Option**

- 1) back the same as chassis
- 2) tackboard insert with or without accessory rail
- 3) veneer finish with or without accessory rail

**C Chassis** - Veneer

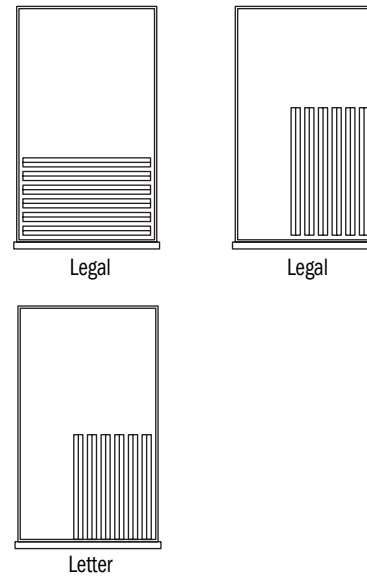
## Shuffle Product Information

### DESK

Model	Description	Drawer Configuration (User Side)	
		Left Pedestal	Right Pedestal
SH4272BD	Double Pedestal Bow Desk	Box/Box/File	File/File
SH3672DD	Double Pedestal Desk	Box/Box/File	File/File
SH3072DD	Double Pedestal Desk	Box/Box/File	File/File
SH3066DD	Double Pedestal Desk	Box/Box/File	File/File
SH4272RBD	Right Pedestal Desk		Box/Box/File
SH4272LBD	Left Pedestal Desk	Box/Box/File	
SH3672RD	Right Pedestal Desk		Box/Box/File
BR3672LD	Left Pedestal Desk	Box/Box/File	
SH3072RD	Right Pedestal Desk		Box/Box/File
SH3072LD	Left Pedestal Desk	Box/Box/File	
SH3066RD	Right Pedestal Desk		Box/Box/File
SH3066LD	Left Pedestal Desk	Box/Box/File	

Interior Drawer Dimensions	Depth	Width	Height
	Box	21"	14 7/8"
File	25 3/8"	14 7/8"	9 3/8"

### Filing Options

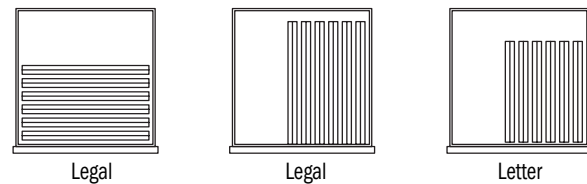


### MOBILE PEDESTALS

Model	Description	Drawer Configuration
		Single Pedestal Width
SH1820MP	Mobile Pedestal	Box/Box/File

Interior Drawer Dimensions	Depth	Width	Height
	Box	15 1/4"	14 7/8"
File	15 1/4"	14 7/8"	9 3/8"

### Filing Options



### Buffet Credenza

Model	Description	Drawer Configuration
		Along the Top <sup>2</sup>
SH2472BSC	Buffet Credenza <sup>2</sup>	4 Box Drawers

Interior Drawer Dimensions	Depth	Width	Height
	Box	15 1/4"	14 7/8"

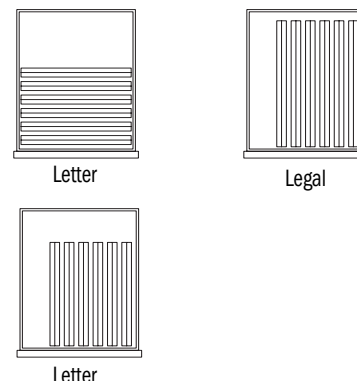
<sup>2</sup>Bottom Section - Hinge Door Storage

### EXECUTIVE RETURNS

Model	Description	Drawer Configuration (User Side)	
		Left Pedestal	Right Pedestal
SH2448ERR	Right Executive Return		File/File
SH2448ELR	Left Executive Return	File/File	
SH2442ERR	Right Executive Return		File/File
SH2442ELR	Left Executive Return	File/File	
SH2448ERCR	Right Executive Return		File/File
SH2448ELCR	Left Executive Return	File/File	
SH2442ERCR	Right Executive Return		File/File
SH2442ELCR	Left Executive Return	File/File	

Interior Drawer Dimensions	Depth	Width	Height
	File	15 1/4"	14 7/8"

### Filing Options



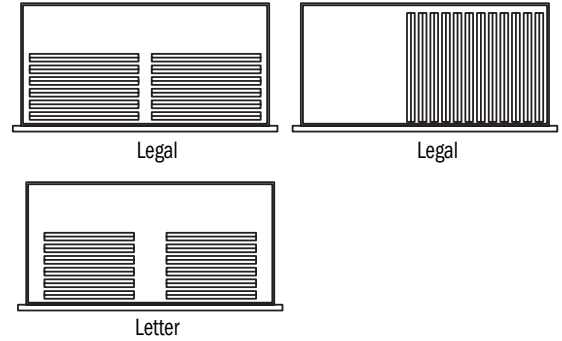
# Shuffle Product Information

## EXECUTIVE RETURNS with Lateral File

Model	Description	Drawer Configuration (User Side)	
		Left Pedestal	Right Pedestal
SH2448LRR	Right Lateral Return		2 Lateral Drawers
SH2448LLR	Left Lateral Return	2 Lateral Drawers	
SH2448LRCR	Right Lateral Return		2 Lateral Drawers
SH2448LLCR	Left Lateral Return	2 Lateral Drawers	
SH2442LRR	Right Lateral Return		2 Lateral Drawers
SH2442LLR	Left Lateral Return	2 Lateral Drawers	
SH2442LRCR	Right Lateral Return		2 Lateral Drawers
SH2442LLCR	Left Lateral Return	2 Lateral Drawers	

Interior Drawer Dimensions	Depth	Width	Height
Lateral File	15 1/4"	32 3/8"	9 3/8"

### Filing Options

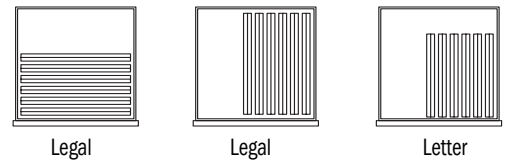


## CREDENZA

Model	Description	Drawer Configuration (User Side)	
		Left Pedestal	Right Pedestal
SH2472SC	Storage Credenza <sup>1</sup>	File/File	File/File
SH2466SC	Storage Credenza <sup>1</sup>	File/File	File/File
SH2472KC	Kneespace Credenza	File/File	File/File
SH2466KC	Kneespace Credenza	File/File	File/File
SH2472RC	Right Pedestal Credenza		File/File
SH2472LC	Left Pedestal Credenza	File/File	
SH2466RC	Right Pedestal Credenza		File/File
SH2466LC	Left Pedestal Credenza	File/File	

Interior Drawer Dimensions	Depth	Width	Height
File	15 1/4"	14 7/8"	9 3/8"

### Filing Options



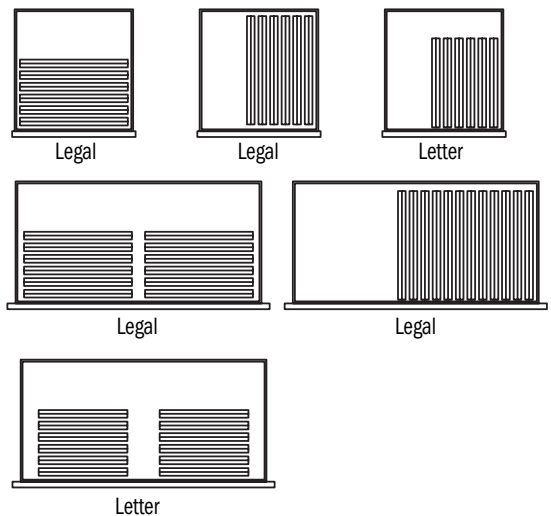
<sup>1</sup>Center Section - Hinge Door Storage

## CREDENZA - LATERAL

Model	Description	Drawer Configuration (User Side)	
		Left Pedestal	Right Pedestal
SH2472LFC	Lateral File Credenza	2 Lateral Drawers	2 Lateral Drawers
SH2472LRC	Right Lateral File Credenza		2 Lateral Drawers
SH2472LLC	Left Lateral File Credenza	2 Lateral Drawers	
SH2466LRC	Right Lateral File Credenza		2 Lateral Drawers
SH2466LLC	Left Lateral File Credenza	2 Lateral Drawers	
SH2472MRC	Right Multi-File Credenza		2 Box /File/Lateral
SH2472MLC	Left Multi-File Credenza	2 Box /File/Lateral	
SH2466MRC	Right Multi-File Credenza		2 Box /File/Lateral
SH2466MLC	Left Multi-File Credenza	2 Box /File/Lateral	

Interior Drawer Dimensions	Depth	Width	Height
Box	15 1/4"	14 7/8"	4 1/4"
File	15 1/4"	14 7/8"	9 3/8"
Lateral File	15 1/4"	32 3/8"	9 3/8"

### Filing Options



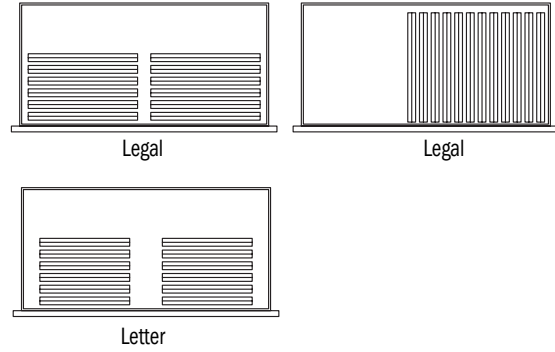
## Shuffle Product Information

### LATERAL FILE CABINET

Model	Description	Drawer Configuration
SH3654LF	4 Drawer Lateral File Cabinet	Single Lateral Pedestal Width 4 Lateral Drawers
SH3630LF	2 Drawer Lateral File Cabinet	2 Lateral Drawers

Interior Drawer Dimensions	Depth	Width	Height
Lateral File	15 1/4"	32 3/8"	9 3/8"

#### Filing Options

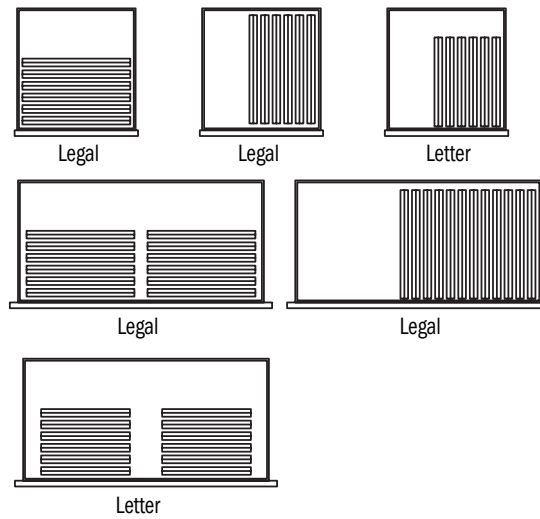


### Tall Storage Cabinets

Model	Description	Drawer Configuration
SH3672SWLF	Storage Cabinet	Single Lateral Pedestal Width 2 Lower Lateral Drawers
SH2472SWR	Storage Cabinet	2 File Drawers on Lower Right
SH2472SWL	Storage Cabinet	2 File Drawers on Lower Left

Interior Drawer Dimensions	Depth	Width	Height
File	15 1/4"	11 7/8"	9 3/8"
Lateral File	15 1/4"	32 3/8"	9 3/8"

#### Filing Options

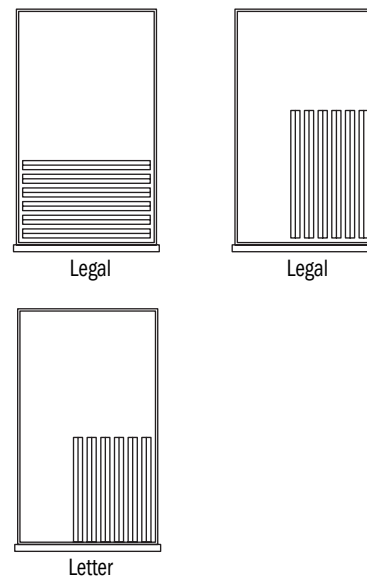


### Freestanding and Modular Pedestals 30" and 36" Deep

Model	Description	Drawer Configuration
SH1836MFF	Modular Pedestal	Single Pedestal Width File/File
SH1836MBBF	Modular Pedestal	Box/Box/File
SH1830MFF	Modular Pedestal	File/File
SH1830MBBF	Modular Pedestal	Box/Box/File
SH1936PDB	Freestanding Pedestal	Box/Box/File
SH1930PDB	Freestanding Pedestal	Box/Box/File
SH1936PDF	Freestanding Pedestal	File/File
SH1930PDF	Freestanding Pedestal	File/File

Interior Drawer Dimensions	Depth	Width	Height
Box	21"	14 7/8"	4 1/4"
File	25 3/8"	14 7/8"	9 3/8"

#### Filing Options



# Shuffle Product Information

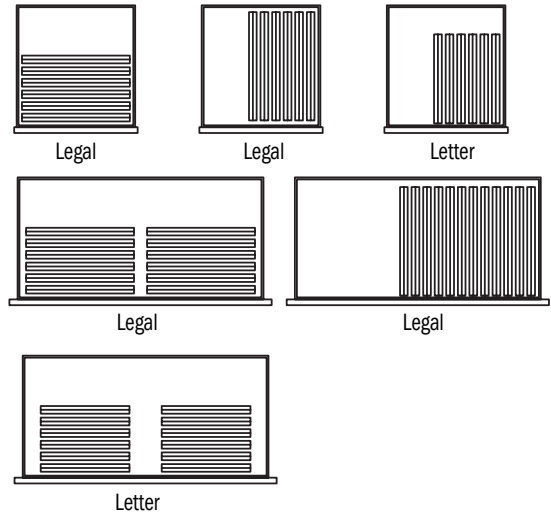
## Freestanding and Modular Pedestals 24" Deep

Model	Description
SH1824MFF	Modular Pedestal
SH1824MBBF	Modular Pedestal
SH3624MLF	Modular Lateral Pedestal
SH3624MRM	Modular Multi-file Pedestal
SH3624MLM	Modular Multi-file Pedestal
SH1924PDB	Freestanding Pedestal
SH1924PDF	Freestanding Pedestal

### Drawer Configuration

Single Pedestal Width
File/File
Box/Box/File
2 Lateral Drawers
2 Box/File/Lateral Drawers
2 Box/File/Lateral Drawers
Box/Box/File
File/File

### Filing Options



Interior Drawer Dimensions	Depth	Width	Height
Box	15 1/4"	14 7/8"	4 1/4"
File	15 1/4"	14 7/8"	9 3/8"
Lateral File	15 1/4"	32 3/8"	9 3/8"


## Storage Towers and Center Drawers

Model	Description	Drawer Type	Depth	Width	Height
SH2016DST	Storage Tower	Pencil	14"	16 7/16"	4 1/4"
SH1816DST	Storage Tower	Pencil	14"	14 15/16"	4 1/4"
SH1716DST	Storage Tower	Pencil	14"	13 7/16"	4 1/4"
SH1516DST	Storage Tower	Pencil	14"	11 15/16"	4 1/4"
SH2035CD	Center Drawer	Pencil	16"	29 15/16"	1 7/8"
SH2030CD	Center Drawer	Pencil	16"	23 5/8"	1 7/8"
SH2029CD	Center Drawer	Pencil	16"	23 5/8"	1 7/8"
SH1824CD	Center Drawer	Pencil	16"	19 15/16"	1 7/8"
SH2026CDB	Center Drawer	Pencil	16"	21 15/16"	1 7/8"



Description	D	W	H	CTN WT	CU FT	① Model	List Price
-------------	---	---	---	-----------	----------	---------	------------

<b>Bow Front Double Pedestal Desk</b>	42	72	30	480	63	<b>SH4272BD</b>	<b>\$4,618</b>
---------------------------------------	----	----	----	-----	----	-----------------	----------------



- see optional center drawer on page 635
- 6" overhang on approach side
- kneespace - 34 7/8"
- chassis - 36" x 72"

**Consists of:**

**SH4272MBT** 42" x 72" Bow Top


**SH1836MFF** 36" Deep File/File Legal Pedestal (locking)

**SH1836MBBF** 36" Deep Box/Box/File Legal Pedestal (locking)

**SH2835MA** Veneer Arch Desk Modesty Panel

- see page 593 for modesty panel options and pricing

<b>Double Pedestal Desk</b>	36	72	30	340	53	<b>SH3672DD</b>	<b>\$3,915</b>
-----------------------------	----	----	----	-----	----	-----------------	----------------



- see optional center drawer on page 635
- kneespace - 34 7/8"

**Consists of:**

**SH3672MCT** 42" x 72" Desk Top

**SH1836MFF** 36" Deep File/File Legal Pedestal (locking)

**SH1836MBBF** 36" Deep Box/Box/File Legal Pedestal (locking)

**SH2835MA** Veneer Arch Desk Modesty Panel

- see page 593 for modesty panel options and pricing

<b>Double Pedestal Desk</b>	30	72	30	368	44	<b>SH3072DD</b>	<b>\$3,855</b>
-----------------------------	----	----	----	-----	----	-----------------	----------------



- see optional center drawer on page 635
- kneespace - 34 7/8"

**Consists of:**

**SH3072MCT** 30" x 72" Desk Top


**SH1830MFF** 30" Deep File/File Legal Pedestal (locking)

**SH1830MBBF** 30" Deep Box/Box/File Legal Pedestal (locking)

**SH2835MA** Veneer Arch Desk Modesty Panel

- see page 593 for modesty panel options and pricing

<b>Double Pedestal Desk</b>	30	66	30	300	37	<b>SH3066DD</b>	<b>\$3,799</b>
-----------------------------	----	----	----	-----	----	-----------------	----------------



- see optional center drawer on page 635
- kneespace - 28 7/8"

**Consists of:**

**SH3066MCT** 30" x 66" Desk Top

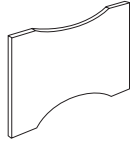
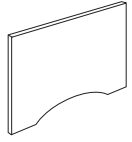
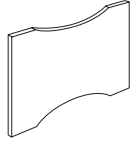
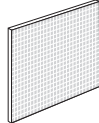
**SH1830MFF** 30" Deep File/File Legal Pedestal (locking)

**SH1830MBBF** 30" Deep Box/Box/File Legal Pedestal (locking)

**SH2835MA** Veneer Arch Desk Modesty Panel

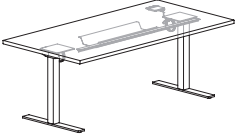
- see page 593 for modesty panel options and pricing

Desk Modesty Panel Options for SH4272BD, SH3672DD, SH3072DD and SH3066DD. Below are options that can be selected in place of the standard veneer arch desk modesty panel. Specify and add appropriate upcharge.

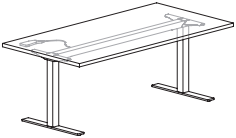
	Description	List Price
	Veneer Modesty with Wire Management	\$92
	Laminate Modesty - Chemetal #253 Metropolis	\$530
	Laminate Modesty with Wire Management- Chemetal #253 Metropolis	\$530
	Satin Nickel Perforated Metal or Black Perforated Metal Modesty	\$924

**To Order, Specify:**

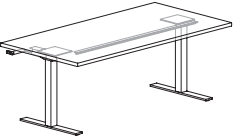
- ❶ Model Number
- ❷ Wood Species - Cherry (CH1) (see page 580)
- ❸ Finish Color (see page 580)
- ❹ Edge Profile (see page 585)
- ❺ Pull Style and Color (see page 586)
- ❻ Modesty Panel Option
- ❼ Other Product Options (see page 581)
- ❽ Accessories (see page 436)
- ❾ Power and Data Options (see page 436)

Description	D	W	H	CTN WT	CU FT	① Model	List Price
<b>Electric Adjustable Height Table Desk</b> 	36	72	Adj.	194	18	SH3672AHTD-EL	\$4,007
	30	72	Adj.	175	16	SH3072AHTD-EL	\$3,853
	30	66	Adj.	168	15	SH3066AHTD-EL	\$3,758
	30	60	Adj.	160	14	SH3060AHTD-EL	\$3,657
	24	72	Adj.	151	12	SH2472AHTD-EL	\$3,593
	24	66	Adj.	146	11	SH2466AHTD-EL	\$3,545
	24	60	Adj.	140	10	SH2460AHTD-EL	\$3,484

- 27 1/2" - 44 1/2" height adjustment
- top edge profile on user and approach sides
- push button control pad mounted right or left
- key pad features height display with four memory settings
- 72" power cord
- 225 lb. max load
- specify Black Sandtex (BSX) or Stardust Silver (STS) base finish
- ships KD

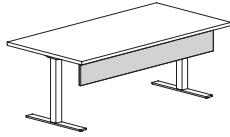
<b>Pneumatic Adjustable Height Table Desk</b> 	36	72	Adj.	194	18	SH3672AHTD-PN	\$3,983
	30	72	Adj.	175	16	SH3072AHTD-PN	\$3,811
	30	66	Adj.	168	15	SH3066AHTD-PN	\$3,700
	30	60	Adj.	160	14	SH3060AHTD-PN	\$3,582
	24	72	Adj.	151	12	SH2472AHTD-PN	\$3,568
	24	66	Adj.	146	11	SH2466AHTD-PN	\$3,506
	24	60	Adj.	140	10	SH2460AHTD-PN	\$3,431

- 27 1/2" - 44 1/2" height adjustment
- top edge profile on user and approach sides
- release lever mounts under edge of top
- 225 lb. max load
- specify Matte Black or Alloy base finish
- ships KD

<b>Crank Adjustable Height Table Desk</b> 	36	72	Adj.	194	18	SH3672AHTD-CR	\$2,940
	30	72	Adj.	175	16	SH3072AHTD-CR	\$2,784
	30	66	Adj.	168	15	SH3066AHTD-CR	\$2,682
	30	60	Adj.	160	14	SH3060AHTD-CR	\$2,575
	24	72	Adj.	151	12	SH2472AHTD-CR	\$2,505
	24	66	Adj.	146	11	SH2466AHTD-CR	\$2,457
	24	60	Adj.	140	10	SH2460AHTD-CR	\$2,394

- 27 1/2" - 44 1/2" height adjustment
- top edge profile on user and approach sides
- retractable handle
- 225 lb. max load
- specify Black Sandtex (BSX) or Stardust Silver (STS) base finish
- ships KD

Description	D	W	H	CTN WT	CU FT	① Model	List Price
Modesty Panels for Adjustable Height Tables	¾	64	9	18	2	SH0964TDM	\$530
	¾	58	9	16	2	SH0958TDM	\$513
	¾	52	9	14	2	SH0952TDM	\$496




- SH0964TDM use with 72" wide adjustable height desk
- SH0958TDM use with 66" wide adjustable height desk
- SH0952TDM use with 60" wide adjustable height desk
- flat edge detail
- modesty panel bracket is available in Black Sandtex (BSX) or Stardust Silver (STS)

**To Order, Specify:**

- ① Model Number
- ② Wood Species - Cherry (CH1) (see page 580)
- ③ Finish Color (see page 580)
- ④ Edge Profile (see page 585)
- ⑤ Metal Color (see page 580)
- ⑥ Other Product Options (see page 581)

Description	D	W	H	CTN WT	CU FT	① Model	List Price
Bow Front Single Pedestal Desk	42	72	30	300	63	SH4272RBD	\$4,314
	42	72	30	300	63	SH4272LBD	\$4,314



left shown

- see optional center drawer on page 635
- 6" overhang on approach side

**Consists of:**

SH4272MBT 42" x 72" Bow Top


SH1836MBBF 36" Deep Box/Box/File Legal Pedestal (locking)

SH2835MA Veneer Arch Desk Modesty Panel

- see page 597 for modesty panel options and pricing

SH1836WEA Wing End Assembly

Single Pedestal Desk	36	72	30	290	53	SH3672RD	\$3,452
	36	72	30	290	53	SH3672LD	\$3,452



left shown

- see optional center drawer on page 635

**Consists of:**

SH3672MCT 36" x 72" Top

SH1836MBBF 36" Deep Box/Box/File Legal Pedestal (locking)

SH2835MA Veneer Arch Desk Modesty Panel

- see page 597 for modesty panel options and pricing

SH1836WEA Wing End Assembly

Single Pedestal Desk	30	72	30	290	44	SH3072RD	\$3,362
	30	72	30	290	44	SH3072LD	\$3,362



left shown

- see optional center drawer on page 635

**Consists of:**

SH3072MCT 30" x 72" Top

SH1830MBBF 30" Deep Box/Box/File Legal Pedestal (locking)

SH2835MA Veneer Arch Desk Modesty Panel

- see page 597 for modesty panel options and pricing

SH1836WEA Wing End Assembly

Single Pedestal Desk	30	66	30	275	37	SH3066RD	\$3,270
	30	66	30	275	37	SH3066LD	\$3,270



left shown

- see optional center drawer on page 635

**Consists of:**

SH3066MCT 30" x 66" Top

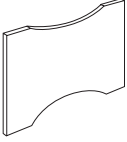
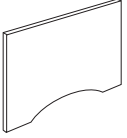
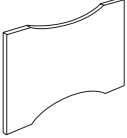
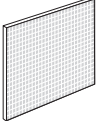
SH1830MBBF 30" Deep Box/Box/File Legal Pedestal (locking)

SH2829MA Veneer Arch Desk Modesty Panel

- see page 597 for modesty panel options and pricing

SH1830WEA Wing End Assembly

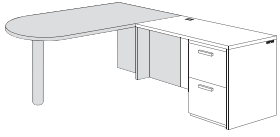
Desk Modesty Panel Options for SH4272RBD, SH4272LBD, SH3672RD, SH3672LD, SH3072RD, SH3072LD, SH3066RD and SH3066LD. Below are options that can be selected in place of the standard veneer arch desk modesty panel. Specify and add appropriate upcharge.

	Description	List Price
	Veneer Modesty with Wire Management	\$92
	Laminate Modesty - Chemetal #253 Metropolis	\$530
	Laminate Modesty with Wire Management- Chemetal #253 Metropolis	\$530
	Satin Nickel Perforated Metal or Black Perforated Metal Modesty	\$924

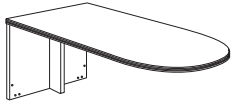
**To Order, Specify:**

- ❶ Model Number
- ❷ Wood Species - Cherry (CH1) (see page 580)
- ❸ Finish Color (see page 580)
- ❹ Edge Profile (see page 585)
- ❺ Pull Style and Color (see page 586)
- ❻ Modesty Panel Option
- ❼ Other Product Options (see page 581)
- ❽ Accessories (see page 436)
- ❾ Power and Data Options (see page 436)

## Desk Applications



Description	D	W	H	CTN WT	CU FT	① Model	List Price
Bullet Peninsula Desk	36	72	30	175	53	SH3672BL	\$3,249
	30	72	30	158	44	SH3072BL	\$3,169



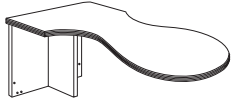
- edge profile on all sides
- not recommended for freestanding use
- bases must be purchased separately; see page 599

**Consists of:**

SH3672MBLT 36" x 72" Bullet Top

SH36TEP 36" Deep T-Panel for Bullet Desk

Keyhole Peninsula Desk	36	72	30	175	53	SH3672KH	\$3,470
------------------------	----	----	----	-----	----	----------	---------



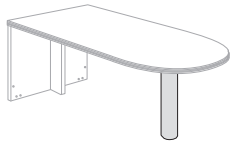
- edge profile on all sides
- not recommended for freestanding use
- bases must be purchased separately; see page 599

**Consists of:**

SH3672MKHT 36" x 72" Keyhole Top

SH36TEP 36" Deep T-Panel for Keyhole Desk

**Bases Options and Modesty Panels for Bullet and Keyhole Desks**  
 (these bases must be ordered separately from the desks listed above)

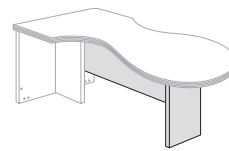
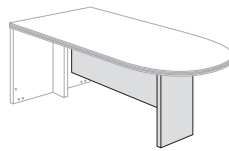
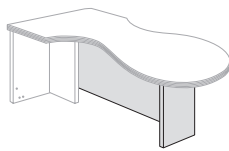
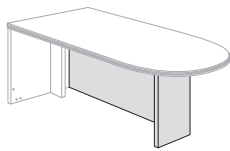


**Column Base**

- 04BB - Black Sandtex (BSX) \$321
- 04SB - Stardust Silver (STS) \$321

**Base:**

- 13 gauge steel
- 4" diameter



**Full Modesty Panels**

- SH2854RMP - right \$742
- SH2854LMP - left \$742

**3/4 Modesty Panel**

- SH2154RMP - right \$742
- SH2154LMP - left \$742

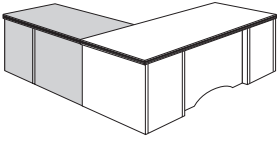
**To Order, Specify:**

- 1 Model Number
- 2 Wood Species - Cherry (CH1) (see page 580)
- 3 Finish Color (see page 580)
- 4 Edge Profile (see page 585)
- 5 Other Product Options (see page 581)
- 6 Accessories (see page 637)
- 7 Power and Data Options (see page 637)




## Return Applications

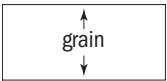
### Executive L



Description	D	W	H	CTN WT	CU FT	① Model	List Price
File/File Return	24	48	30	150	25	SH2448ERR	\$2,108
	24	48	30	150	25	SH2448ELR	\$2,108



left shown



· short grain direction

Consists of:


SH4824MCT Bridge/Return Top

SH1824MFF File/File Pedestal (locking)

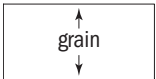
SH2830MB Return Modesty

· see below for modesty panel option and pricing

File/File Return	24	42	30	145	22	SH2442ERR	\$1,901
	24	42	30	145	22	SH2442ELR	\$1,901



left shown



· short grain direction

Consists of:

SH4224MCT Bridge/Return Top

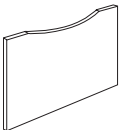
SH1824MFF File/File Pedestal (locking)

SH2824MB Return Modesty

· see below for modesty panel option and pricing

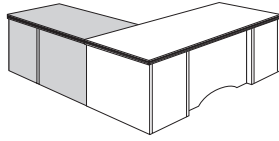
Pedestal Return Modesty Panel Option for SH2448ERR, SH2448ELR, SH2442ERR, SH2442ELR, SH2448ERC, SH2448ELCR, SH2442ERC, and SH2442ELCR. Optional modesty can be selected in place of the return modesty.

Description	List Price
Veneer Modesty with Wire Management	\$92




Return Applications

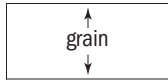
Executive L



Description	D	W	H	CTN WT	CU FT	① Model	List Price
Lateral File Return	24	48	30	150	25	SH2448LRR	\$2,529
	24	48	30	150	25	SH2448LLR	\$2,529




left shown

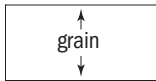


- short grain direction
- Consists of:  
**SH4824MCT** Bridge/Return Top  
**SH3624MLF** Lateral File Pedestal (locking)  
**SH2813MB** Return Modesty
- veneer modesty with wire management option not available

Lateral File Return	24	42	30	145	22	SH2442LRR	\$2,281
	24	42	30	145	22	SH2442LLR	\$2,281



left shown

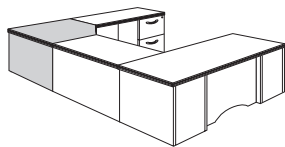


- short grain direction
- Consists of:  
**SH4224MCT** Bridge/Return Top  
**SH3624MLF** Lateral File Pedestal (locking)  
**SH2807MB** Return Modesty
- veneer modesty with wire management option not available

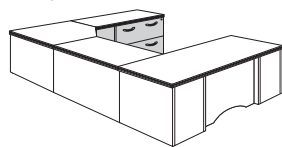
To Order, Specify:

- ① Model Number
- ② Wood Species - Cherry (CH1) (see page 580)
- ③ Finish Color (see page 580)
- ④ Edge Profile (see page 585)
- ⑤ Pull Style and Color (see page 586)
- ⑥ Modesty Panel Option
- ⑦ Other Product Options (see page 581)
- ⑧ Power and Data Options (see page 637)

## Corner Unit Applications Computer U



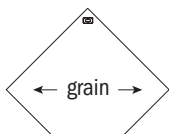
## Computer U




Description	D	W	H	CTN WT	CU FT	① Model	List Price
Executive Corner Unit	42	42	30	135	36	SH4242CU	\$2,242
	36	36	30	130	27	SH3636CU	\$2,046



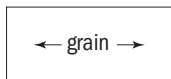
- angle grain direction on top
- not freestanding
- one surface grommet standard



File/File Corner Return	24	48	30	150	25	SH2448ERCR	\$2,108
	24	48	30	150	25	SH2448ELCR	\$2,108



left shown

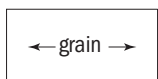


- long grain direction
- Consists of:  
**SH2448MCT** Bridge/Return Top  
**SH1824MFF** File/File Pedestal (locking)  
**SH2830MB** Return Modesty
- see below for modesty panel option and pricing

File/File Corner Return	24	42	30	145	22	SH2442ERCR	\$1,901
	24	42	30	145	22	SH2442ELCR	\$1,901



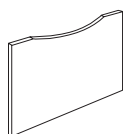
left shown



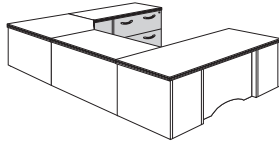
- long grain direction
- Consists of:  
**SH2442MCT** Bridge/Return Top  
**SH1824MFF** File/File Pedestal (locking)  
**SH2824MB** Return Modesty
- see below for modesty panel option and pricing

Pedestal Return Modesty Panel Option for SH2448ERR, SH2448ELR, SH2442ERR, SH2442ELR, SH2448ERCR, SH2448ELCR, SH2442ERCR, and SH2442ELCR. Optional modesty can be selected in place of the return modesty.


Description	List Price
Veneer Modesty with Wire Management	\$92



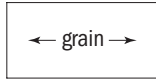
Corner Unit Applications, cont.  
Computer U



Description	D	W	H	CTN WT	CU FT	① Model	List Price
Lateral File Corner Return	24	48	30	150	25	SH2448LRCR	\$2,529
	24	48	30	150	25	SH2448LLCR	\$2,529




left shown

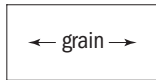


- long grain direction
- Consists of:  
SH2448MCT Bridge/Return Top  
SH3624MLF Lateral File Pedestal (locking)  
SH2813MB Return Modesty
- veneer modesty with wire management option not available

Lateral File Corner Return	24	42	30	145	22	SH2442LRCR	\$2,281
	24	42	30	145	22	SH2442LLCR	\$2,281



left shown

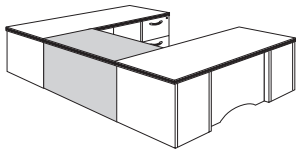


- long grain direction
- Consists of:  
SH2442MCT Bridge/Return Top  
SH3624MLF Lateral File Pedestal (locking)  
SH2807MB Return Modesty
- veneer modesty with wire management option not available

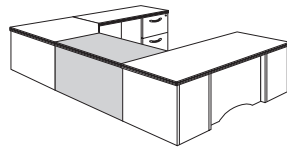
To Order, Specify:

- ① Model Number
- ② Wood Species - Cherry (CH1) (see page 580)
- ③ Finish Color (see page 580)
- ④ Edge Profile (see page 585)
- ⑤ Pull Style and Color (see page 586)
- ⑥ Modesty Panel Option
- ⑦ Other Product Options (see page 581)
- ⑧ Accessories (see page 637)
- ⑨ Power and Data Options (see page 637)

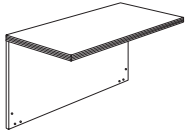
## Bridge Applications Executive U



## Computer U



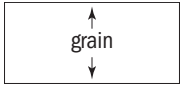
Description	D	W	H	CTN WT	CU FT	Model	List Price
Executive Bridge	24	48	30	25	105	SH2448EB	\$1,155



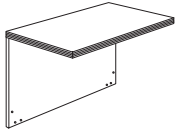
- top edge profile on user side
- short grain direction
- one back panel grommet

Consists of:  
SH4824MCT Bridge/Return Top

SH2848MB Bridge Modesty  
· see modesty panel option and pricing below



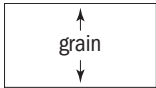
Executive Bridge	24	42	30	22	85	SH2442EB	\$1,053
------------------	----	----	----	----	----	----------	---------



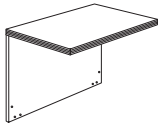
- top edge profile on user side
- short grain direction
- one back panel grommet

Consists of:  
SH4224MCT Bridge/Return Top

SH2842MB Bridge Modesty  
· see modesty panel option and pricing below



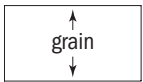
Executive Bridge	24	36	30	65	19	SH2436EB	\$901
------------------	----	----	----	----	----	----------	-------



- top edge profile on user side
- short grain direction
- one back panel grommet

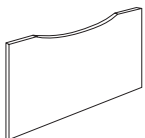
Consists of:  
SH3624MCT Bridge/Return Top

SH2836MB Bridge Modesty  
· see modesty panel option and pricing below

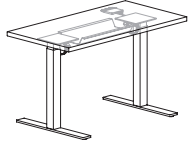


Bridge Modesty Panel Option for SH2448EB, SH2442EB and SH2436EB. Optional modesty can be selected in place of bridge modesty.

Description	List Price
Veneer Modesty with Wire Management	\$86



Description	D	W	H	CTN WT	CU FT	① Model	List Price
<b>Electric Adjustable Height Bridge</b>	24	46	Adj.	90	9	SH2446AHB-EL	\$3,329 ▲
	24	40	Adj.	85	8	SH2440AHB-EL	\$3,289



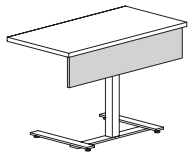
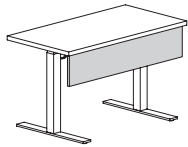
- 27 1/2" - 44 1/2" height adjustment
- top edge profile on user and approach sides
- push button control pad mounted right or left
- key pad features height display with four memory settings
- 72" power cord
- 1" gap between credenza or desk top avoids pinch point
- 225 lb. max load
- specify Black Sandtex (BSX) or Stardust Silver (STS) base finish
- ships KD

<b>Pneumatic Adjustable Height Bridge</b>	24	46	Adj.	90	9	SH2446AHB-PN	\$2,712
	24	40	Adj.	85	8	SH2440AHB-PN	\$2,645



- 27 1/2" - 44 1/2" height adjustment
- top edge profile on user and approach sides
- release lever mounts under edge of top
- may be used in place of standard bridge
- 1" gap between credenza or desk top avoids pinch point
- can be used as freestanding table
- 180 lb. max load
- specify Matte Black or Alloy base finish
- ships KD

<b>Modesty Panel for Adjustable Height Bridge</b>	3/4	46	9	13	2	SH0946TDM	\$482
	3/4	40	9	11	2	SH0940TDM	\$468




- FN0946TDM use with 46" wide adjustable height bridge
- FN0940TDM use with 40" wide adjustable height bridge
- flat edge detail
- modesty panel bracket is available in Black Sandtex (BSX) or Stardust Silver (STS)

**To Order, Specify:**

- ① Model Number
- ② Wood Species - Cherry (CH1) (see page 580)
- ③ Finish Color (see page 580)
- ④ Edge Profile (see page 585)
- ⑤ Metal Color (see page 580)
- ⑥ Other Product Options (see page 581)
- ⑦ Accessories (see page 436)
- ⑧ Power and Data Options (see page 436)


Description	D	W	H	CTN WT	CU FT	① Model	List Price
-------------	---	---	---	-----------	----------	---------	------------

	24	72	30	290	36	<b>SH2472SC</b>	<b>\$3,981</b>
--	----	----	----	-----	----	-----------------	----------------

- locking doors available, specify and add \$100 list

**Consists of:**


- (1) SH2472MCT 24" x 72" Credenza Top
- (2) SH1824MFF 24" Deep File/File Legal Pedestal (locking)
- (1) SH3524MSC 24" x 35" Storage Cabinet (non-locking)

	24	66	30	270	33	<b>SH2466SC</b>	<b>\$3,864</b>
--	----	----	----	-----	----	-----------------	----------------

- locking doors available, specify and add \$100 list

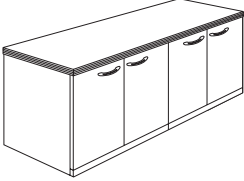
**Consists of:**

- (1) SH2466MCT 24" x 66" Credenza Top
- (2) SH1824MFF 24" Deep File/File Legal Pedestal (locking)
- (1) SH2924MSC 24" x 29" Storage Cabinet (non-locking)

	24	72	30	390	33	<b>SH2472LFC</b>	<b>\$3,721</b>
---	----	----	----	-----	----	------------------	----------------

**Consists of:**


- (1) SH2472MCT 24" x 72" Credenza Top
- (2) SH3624MLF 24" Lateral File (locking)

	24	72	30	300	33	<b>SH2472DSC</b>	<b>\$3,501</b>
--	----	----	----	-----	----	------------------	----------------

- locking doors available, specify and add \$200 list

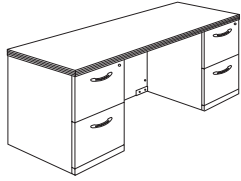
**Consists of:**

- (1) SH2472MCT 24" x 72" Credenza Top
- (2) SH3624MSC 24" Storage Cabinet (non-locking)

	24	36	30	135	16	<b>SH3630SC</b>	<b>\$2,291</b>
--	----	----	----	-----	----	-----------------	----------------

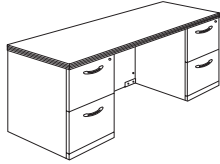
- one adjustable shelf
- locking doors available, specify and add \$100 list

Description	D	W	H	CTN WT	CU FT	① Model	List Price
<b>Kneespace Credenza</b>	24	72	30	270	36	<b>SH2472KC</b>	<b>\$3,864</b>



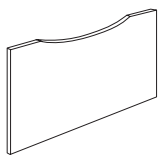
- kneespace - 34 7/8"
- Consists of:**
- (1) SH2472MCT 24" x 72" Credenza Top
- (2) SH1824MFF 24" Deep File/File Legal Pedestal (locking)
- (1) SH2835MB Kneespace Credenza Modesty Panel
- see below for modesty panel option and pricing

<b>Kneespace Credenza</b>	24	66	30	255	33	<b>SH2466KC</b>	<b>\$3,742</b>
---------------------------	----	----	----	-----	----	-----------------	----------------




- kneespace - 28 7/8"
- Consists of:**
- (1) SH2466MCT 24" x 66" Credenza Top
- (2) SH1824MFF 24" Deep File/File Legal Pedestal (locking)
- (1) SH2829MB Kneespace Credenza Modesty Panel
- see below for modesty panel option and pricing

**Credenza Modesty Panel Option for SH2472KC and SH2466KC. Optional modesty can be selected in place of credenza modesty.** **List Price**



Description	List Price
Veneer Modesty with Wire Management	\$92

<b>Buffet Credenza</b>	24	72	36	320	43	<b>SH2472BSC</b>	<b>\$5,134</b>
------------------------	----	----	----	-----	----	------------------	----------------



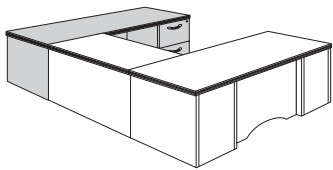
- non-modular assembled unit
- four door credenza
- four box drawers above doors
- non-locking doors and drawers
- adjustable shelf in storage cabinet

**To Order, Specify:**

- ① Model Number
- ② Wood Species - Cherry (CH1) (see page 580)
- ③ Finish Color (see page 580)
- ④ Edge Profile (see page 585)
- ⑤ Pull Style and Color (see page 586)
- ⑥ Modesty Panel Option
- ⑦ Other Product Options (see page 581)
- ⑧ Accessories (see page 436)
- ⑨ Power and Data Options (see page 436)



## Credenza Applications Executive U



Description	D	W	H	CTN WT	CU FT	Model	List Price
Pedestal Credenza	24	72	30	235	36	SH2472RC	\$3,008
	24	72	30	235	36	SH2472LC	\$3,008



left shown

Consists of:  
**SH2472MCT** Credenza Top  
**SH1824MFF** File/File Pedestal (locking)  
**SH2852MB** Credenza Modesty  
**SH24EP** End Panel  
 · see page 609 for modesty panel option and pricing


Pedestal Credenza	24	66	30	220	33	SH2466RC	\$2,840
	24	66	30	220	33	SH2466LC	\$2,840



left shown

Consists of:  
**SH2466MCT** Credenza Top  
**SH1824MFF** File/File Pedestal (locking)  
**SH2846MB** Credenza Modesty  
**SH24EP** End Panel  
 · see page 609 for modesty panel option and pricing

Lateral Pedestal Credenza	24	72	30	250	36	SH2472LRC	\$3,598
	24	72	30	250	36	SH2472LLC	\$3,598



left shown

Consists of:  
**SH2472MCT** Credenza Top  
**SH3624MLF** Lateral File Pedestal (locking)  
**SH2837MB** Credenza Modesty  
**SH24EP** End Panel  
 · see page 609 for modesty panel option and pricing

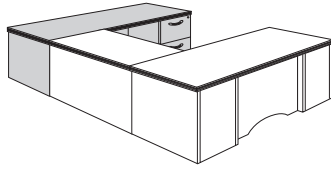
Lateral Pedestal Credenza	24	66	30	235	33	SH2466LRC	\$3,383
	24	66	30	235	33	SH2466LLC	\$3,383



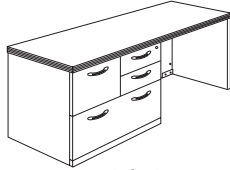
left shown

Consists of:  
**SH2466MCT** Credenza Top  
**SH3624MLF** Lateral File Pedestal (locking)  
**SH2831MB** Credenza Modesty  
**SH24EP** End Panel  
 · see page 609 for modesty panel option and pricing

Credenza Applications, cont.  
Executive U



Description	D	W	H	CTN WT	CU FT	① Model	List Price
Multi-File Pedestal Credenza	24	72	30	255	36	SH2472MRC	\$3,735
	24	72	30	255	36	SH2472MLC	\$3,735



left shown

Consists of:  
 SH2472MCT Credenza Top  
 SH3624MRM Multi-File Pedestal - Right (locking)  
 SH3624MLM Multi-File Pedestal - Left (locking)  
 SH2837MB Credenza Modesty  
 SH24EP End Panel  
 · see below for modesty panel option and pricing

Multi-File Pedestal Credenza	24	66	30	240	33	SH2466MRC	\$3,518
	24	66	30	240	33	SH2466MLC	\$3,518

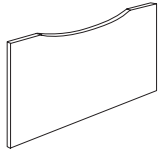


left shown

Consists of:  
 SH2466MCT Credenza Top  
 SH3624MRM Multi-File Pedestal - Right (locking)  
 SH3624MLM Multi-File Pedestal - Left (locking)  
 SH2831MB Credenza Modesty  
 SH24EP End Panel  
 · see below for modesty panel option and pricing

Credenza Modesty Panel Option for SH2472RC, SH2472LC, SH2466RC, SH2466LC, SH2472LRC, SH2472LLC, SH2466LRC, SH2466LLC, SH2472MRC, SH2472MLC, SH2466MRC, and SH2466MLC . Optional modesty can be selected in place of credenza modesty.

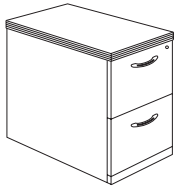
Description	List Price
Veneer Modesty with Wire Management	\$92



To Order, Specify:

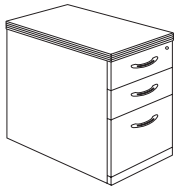
- ① Model Number
- ② Wood Species - Cherry (CH1) (see page 580)
- ③ Finish Color (see page 580)
- ④ Edge Profile (see page 585)
- ⑤ Pull Style and Color (see page 586)
- ⑥ Modesty Panel Option
- ⑦ Other Product Options (see page 581)
- ⑧ Accessories (see page 436)
- ⑨ Power and Data Options (see page 436)

Description	D	W	H	CTN WT	CU FT	① Model	List Price
Freestanding Pedestal	36	18 <sup>5</sup> / <sub>8</sub>	30	110	9	SH1936PDF	\$1,958
	30	18 <sup>5</sup> / <sub>8</sub>	30	100	9	SH1930PDF	\$1,889
	24	18 <sup>5</sup> / <sub>8</sub>	30	100	9	SH1924PDF	\$1,818



- file/file
- legal width pedestal
- pedestal locking

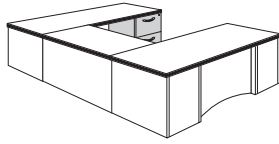
Freestanding Pedestal	36	18 <sup>5</sup> / <sub>8</sub>	30	110	9	SH1936PDB	\$1,958
	30	18 <sup>5</sup> / <sub>8</sub>	30	100	9	SH1930PDB	\$1,889
	24	18 <sup>5</sup> / <sub>8</sub>	30	100	9	SH1924PDB	\$1,818



- box/box/file
- legal width pedestal
- pedestal locking

Pedestal Assembly Applications

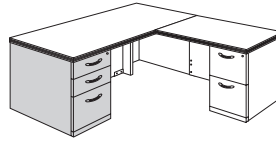
24" Deep File/File

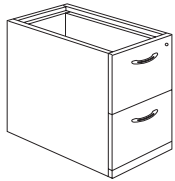


24" Deep File/File

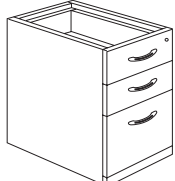


36" Deep



Description	D	W	H	CTN WT	CU FT	① Model	List Price
<b>File/File Legal Width Pedestal</b> 	35 1/16	18 5/16	28 13/16	110	14	<b>SH1836MFF</b> Component of: · SH3672BD · SH4272BD · SH1936PDF	\$1,224
	29 1/16	18 5/16	28 13/16	100	12	<b>SH1830MFF</b> Component of: · SH3072BD · SH4272BD · SH1930PDF	\$1,158
	23 1/16	18 5/16	28 13/16	95	10	<b>SH1824MFF</b> Component of: Credenzas: · SH2466KC · SH2466RD · SH2466LD · SH2466LD · SH2466SC · SH2472KC · SH2472RD · SH2472 · SH2472SD · SH1924PDF Returns: · SH2442ERR · SH2442ELR · SH2442ERCR · SH2442ELCR · SH2448ERR · SH2448ELR · SH2448ERCR · SH2448ELCR	\$1,123

· pedestal front locking

<b>Box/Box/File Legal Width Pedestal</b> 	35 1/16	18 5/16	28 13/16	110	14	<b>SH1836MBBF</b> Component of: · SH3672DD · SH3672RD · SH3672LD · SH4272BD · SH4272RBD · SH4272LBD · SH1936PDB	\$1,224
	29 1/16	18 5/16	28 13/16	100	12	<b>SH1830MBBF</b> Component of: · SH3066DD · SH3066RD · SH3066LD · SH3072DD · SH3072RD · SH3072LD · SH1930PDB	\$1,158
	23 1/16	18 5/16	28 13/16	95	10	<b>SH1824MBBF</b> Component of: · SH1924PDB	\$1,123

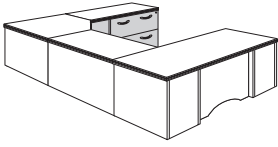
· pedestal front locking

To Order, Specify:

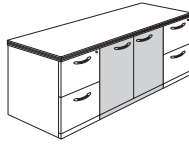
- ① Model Number
- ② Wood Species - Cherry (CH1) (see page 580)
- ③ Finish Color (see page 580)
- ④ Edge Profile (see page 585)
- ⑤ Pull Style and Color (see page 586)
- ⑥ Other Product Options (see page 581)


## Pedestal Assembly Applications, cont.

### Lateral File Pedestal




### Storage Cabinet




Description	D	W	H	CTN WT	CU FT	Model	List Price
	23 1/16	35 13/16	28 13/16	140	19	<b>SH3624MLF</b> Component of: Pedestal Credenzas: · SH2466LRC · SH2466LLC · SH2472LRC · SH2472LRC Returns: · SH2442LRR · SH2442LLR · SH2442LRCR · SH2442LLCR · SH2448LRR · SH2448LLR · SH2448LRCR · SH2448LLCR · SH3630LF	\$1,680

- pedestal front locking

	23 1/16	35 5/16	28 13/16	145	19	<b>SH3624MRM</b> Component of: · SH2466MRC · SH2472MRC	\$1,816
---	---------	---------	----------	-----	----	--	---------

	23 1/16	35 5/16	28 13/16	145	19	<b>SH3624MLM</b> Component of: · SH2466MLC · SH2472MLC	\$1,816
--	---------	---------	----------	-----	----	--	---------

- pedestal front locking

	23 1/16	35 13/16	28 13/16	110	19	<b>SH3624MSC</b> Component of: · SH3630SC · SH4272DSC	\$1,541
--	---------	----------	----------	-----	----	---	---------

	23 1/16	34 13/16	28 13/16	110	19	<b>SH3524MSC</b> Component of: · SH2472SC	\$1,541
--	---------	----------	----------	-----	----	---	---------

	23 1/16	28 13/16	28 13/16	105	15	<b>SH2924MSC</b> Component of: · SH2466SC	\$1,472
--	---------	----------	----------	-----	----	---	---------

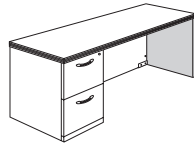
- non-locking

Pedestal Assembly Applications, cont.

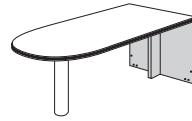
Wing End Assembly

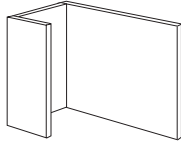
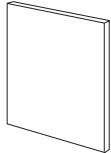
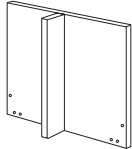


End Panel



T-Panel



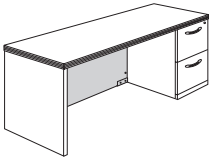
Description	D	W	H	CTN WT	CU FT	① Model	List Price
<b>Wing End Assembly</b> 	35 3/4	18 7/16	28 13/16	25	14	<b>SH1836WEA</b> Component of: · SH3672RD · SH3672LD · SH4272RBD · SH4272LBD	\$634
	29 3/4	18 7/16	28 13/16	25	12	<b>SH1830WEA</b> Component of: · SH3066RD · SH3066LD · SH3072RBD · SH3072LBD	\$634
<b>End Panel</b> 	23 3/4	1 3/16	28 13/16	15	3	<b>SH24EP</b> Component of: · SH2466RC · SH2466LC · SH2466LRC · SH2466LLC · SH2466MRC · SH2466MLC · SH2472RC · SH2472LC · SH2472LRC · SH2472LLC · SH2472MRC · SH2472MLC	\$354
<b>T-Panel for Bullet/Keyhole Desk</b> 	35 3/4	8	28 13/16	22	7	<b>SH36TEP</b> Component of: · SH3672BL · SH3672KH	\$493
	29 3/4	8	28 13/16	18	6	<b>SH30TEP</b> Component of: · SH3072BL	\$455

To Order, Specify:

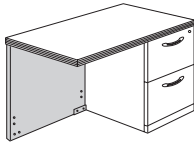
- ① Model Number
- ② Wood Species - Cherry (CH1) (see page 580)
- ③ Finish Color (see page 580)
- ④ Pull Style and Color (see page 586)
- ⑤ Other Product Options (see page 581)

## Veneer Modesty Applications

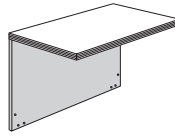
Right Pedestal Credenza




Executive Right Return

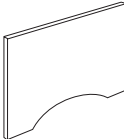
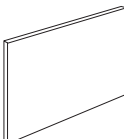
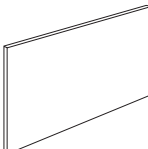
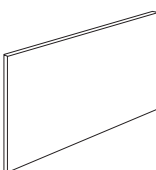


Bridge



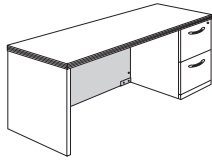
Right Return



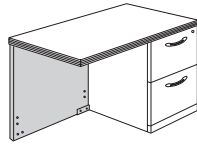
Description	D	W	H	CTN WT	CU FT	Model	List Price
<b>Desk Modesty</b> 	13 <sup>1</sup> / <sub>16</sub>	34 <sup>7</sup> / <sub>8</sub>	28 <sup>1</sup> / <sub>2</sub>	30	3	<b>SH2835MA</b> Component of: · SH3072DD · SH3072RD · SH3072LD · SH3672DD · SH3672RD · SH3672LD · SH4272BD · SH4272RBD · SH4272LBD	\$424
	13 <sup>1</sup> / <sub>16</sub>	28 <sup>7</sup> / <sub>8</sub>	28 <sup>1</sup> / <sub>2</sub>	28	3	<b>SH2829MA</b> Component of: · SH3066DD · SH3066RD · SH3066LD	\$389
<b>Kneespace Credenza Modesty</b> 	13 <sup>1</sup> / <sub>16</sub>	34 <sup>7</sup> / <sub>8</sub>	28 <sup>1</sup> / <sub>2</sub>	30	3	<b>SH2835MB</b> Component of: · SH2472KC	\$424
	13 <sup>1</sup> / <sub>16</sub>	28 <sup>7</sup> / <sub>8</sub>	28 <sup>1</sup> / <sub>2</sub>	28	3	<b>SH2829MB</b> Component of: · SH2466KC	\$389
<b>Bridge Modesty</b> 	13 <sup>1</sup> / <sub>16</sub>	48 <sup>1</sup> / <sub>4</sub>	28 <sup>1</sup> / <sub>2</sub>	42	3	<b>SH2848MB</b> Component of: · SH2448EB	\$493
	13 <sup>1</sup> / <sub>16</sub>	42 <sup>1</sup> / <sub>4</sub>	28 <sup>1</sup> / <sub>2</sub>	38	3	<b>SH2842MB</b> Component of: · SH2442EB	\$457
	13 <sup>1</sup> / <sub>16</sub>	36 <sup>1</sup> / <sub>4</sub>	28 <sup>1</sup> / <sub>2</sub>	34	3	<b>SH2836MB</b> Component of: · SH2436EB	\$424
<b>Single Pedestal Credenza Modesty</b> 	13 <sup>1</sup> / <sub>16</sub>	52 <sup>1</sup> / <sub>2</sub>	28 <sup>1</sup> / <sub>2</sub>	46	3	<b>SH2852MB</b> Component of: · SH2472RC · SH2472LC	\$528
	13 <sup>1</sup> / <sub>16</sub>	46 <sup>1</sup> / <sub>2</sub>	28 <sup>1</sup> / <sub>2</sub>	42	3	<b>SH2846MB</b> Component of: · SH2466RC · SH2466LC	\$493

Veneer Modesty Applications, cont.

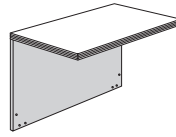
Right Pedestal Credenza



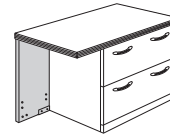
Executive Right Return

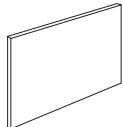
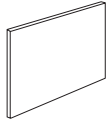



Bridge



Right Return



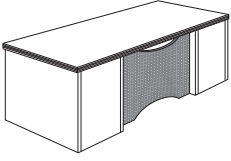
Description	D	W	H	CTN WT	CU FT	① Model	List Price
Single Lateral or Multi-File Credenza Modesty 	13/16	35	28 1/2	34	3	<b>SH2837MB</b> Component of: · SH2472LRC · SH2472LLC · SH2472MRC · SH2472MLC	\$424
	13/16	29	28 1/2	28	3	<b>SH2831MB</b> Component of: · SH2466LRC · SH2466LLC · SH2466MRC · SH2466MLC	\$389
Single Pedestal Return Modesty 	13/16	29 5/16	28 1/2	28	3	<b>SH2830MB</b> Component of: · SH2448ERR · SH2448ELR · SH2448ERC · SH2448ELCR	\$389
	13/16	23 5/16	28 1/2	25	2	<b>SH2824MB</b> Component of: · SH2442ERR · SH2442ELR · SH2442ERC · SH2442ELCR	\$354
Single Lateral File Return Modesty 	13/16	13 3/8	28 1/2	14	2	<b>SH2813MB</b> Component of: · SH2448LRR · SH2448LLR · SH2448LRCR · SH2448LLCR	\$284
	13/16	6 1/16	28 1/2	10	1	<b>SH2807MB</b> Component of: · SH2442LRR · SH2442LLR · SH2442LRCR · SH2442LLCR	\$214

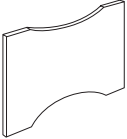
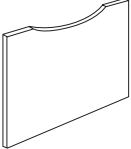
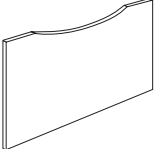
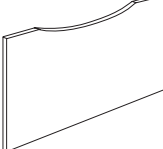
To Order, Specify:

- ① Model Number
- ② Wood Species - Cherry (CH1) (see page 580)
- ③ Finish Color (see page 580)
- ④ Other Product Options (see page 581)

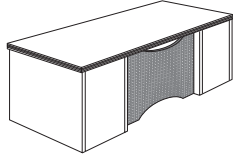


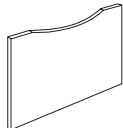
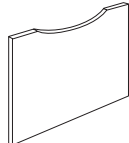
## Veneer Modesty Applications with Wire Management Slot



Description	D	W	H	CTN WT	CU FT	Model	List Price
<b>Desk Modesty</b> 	13/16	34 7/8	28 1/2	30	3	<b>SH2835MAW</b> Component of: · SH3072DD · SH3072RD · SH3072LD · SH3672DD · SH3672RD · SH3672LD · SH4272BD · SH4272RBD · SH4272LBD	\$424
	13/16	28 7/8	28 1/2	28	3	<b>SH2829MAW</b> Component of: · SH3066DD · SH3066RD · SH3066LD	\$389
<b>Kneespace Credenza Modesty</b> 	13/16	34 7/8	28 1/2	30	3	<b>SH2835MBW</b> Component of: · SH3672DD · SH3672RD · SH3672LD · SH4272BD · SH4272RBD · SH4272LBD · SH2472KC	\$424
	13/16	28 7/8	28 1/2	28	3	<b>SH2829MBW</b> Component of: · SH3066DD · SH3066RD · SH3066LD · SH2466KC	\$389
<b>Bridge Modesty</b> 	13/16	48 1/4	28 1/2	42	3	<b>SH2848MBW</b> Component of: · SH2448EB	\$493
	13/16	42 1/4	28 1/2	38	3	<b>SH2842MBW</b> Component of: · SH2442EB	\$457
	13/16	36 1/4	28 1/2	34	3	<b>SH2836MBW</b> Component of: · SH2436EB	\$424
<b>Single Pedestal Credenza Modesty</b> 	13/16	52 1/2	28 1/2	46	3	<b>SH2852MBW</b> Component of: · SH2472RC · SH2472LC	\$528
	13/16	46 1/2	28 1/2	42	3	<b>SH2846MBW</b> Component of: · SH2466RC · SH2466LC	\$493

Veneer Modesty Applications with Wire Management Slot, cont.

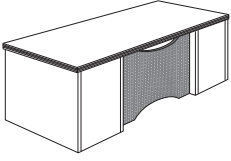


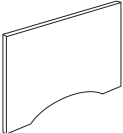
Description	D	W	H	CTN WT	CU FT	① Model	List Price
<b>Single Lateral or Multi-File Credenza Modesty</b>  	13/16	35	28 1/2	34	3	<b>SH2837MBW</b> Component of: · SH2472LRC · SH2472LLC · SH2472MRC · SH2472MLC	\$424
	13/16	29	28 1/2	28	3	<b>SH2831MBW</b> Component of: · SH2466LRC · SH2466LLC · SH2466MRC · SH2466MLC	\$389
<b>Single Pedestal Return Modesty</b>  	13/16	29 5/16	28 1/2	28	3	<b>SH2830MBW</b> Component of: · SH2448ERR · SH2448ELR · SH2448ERC · SH2448ELCR	\$389
	13/16	23 5/16	28 1/2	25	2	<b>SH2824MBW</b> Component of: · SH2442ERR · SH2442ELR · SH2442ERC · SH2442ELCR	\$354

To Order, Specify:

- ① Model Number
- ② Wood Species - Cherry (CH1) (see page 580)
- ③ Finish Color (see page 580)
- ④ Other Product Options (see page 581)

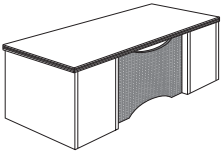
## Laminate Modesty Applications

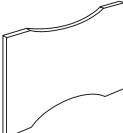


Description	D	W	H	CTN WT	CU FT	Model	List Price
Laminate Desk Modesty 	13 <sup>1</sup> / <sub>16</sub>	34 <sup>7</sup> / <sub>8</sub>	28 <sup>1</sup> / <sub>2</sub>	30	3	<b>SH2835MBM</b> Component of: · SH3072DD · SH3072RD · SH3072LD · SH3672DD · SH3672RD · SH3672LD · SH4272BD · SH4272RBD · SH4272LBD	\$563
	13 <sup>1</sup> / <sub>16</sub>	28 <sup>7</sup> / <sub>8</sub>	28 <sup>1</sup> / <sub>2</sub>	28	3	<b>SH2829MBM</b> Component of: · SH3066DD · SH3066RD · SH3066LD	\$534

· Chemetal #253 Metropolis

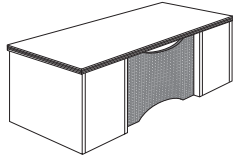
## Laminate Modesty Applications with Wire Management

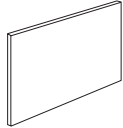
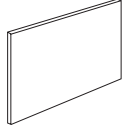


Laminate Desk Modesty with Wire Management 	13 <sup>1</sup> / <sub>16</sub>	34 <sup>7</sup> / <sub>8</sub>	28 <sup>1</sup> / <sub>2</sub>	30	3	<b>SH2835MBMW</b> Component of: · SH3072DD · SH3072RD · SH3072LD · SH3672DD · SH3672RD · SH3672LD · SH4272BD · SH4272RBD · SH4272LBD	\$563
	13 <sup>1</sup> / <sub>16</sub>	28 <sup>7</sup> / <sub>8</sub>	28 <sup>1</sup> / <sub>2</sub>	28	3	<b>SH2829MBMW</b> Component of: · SH3066DD · SH3066RD · SH3066LD	\$534

· Chemetal #253 Metropolis

Metal Modesty Applications




Description	D	W	H	CTN WT	CU FT	① Model	List Price
<b>Perforated Metal Modesty (Black)</b> 	13/16	34 7/8	28 1/2	30	3	<b>SH2835MBPB</b> Component of: · SH3072DD · SH3072RD · SH3072LD · SH3672DD · SH3672RD · SH3672LD · SH4272BD · SH4272RBD · SH4272LBD	\$953
	13/16	28 7/8	28 1/2	28	3	<b>SH2829MBPB</b> Component of: · SH3066DD · SH3066RD · SH3066LD	\$924
· Black							
<b>Perforated Metal Modesty (Satin Nickel)</b> 	13/16	34 7/8	28 1/2	30	3	<b>SH2835MBP</b> Component of: · SH3072DD · SH3072RD · SH3072LD · SH3672DD · SH3672RD · SH3672LD · SH4272BD · SH4272RBD · SH4272LBD	\$953
	13/16	28 7/8	28 1/2	28	3	<b>SH2829MBP</b> Component of: · SH3066DD · SH3066RD · SH3066LD	\$924
· Satin Nickel							

To Order, Specify:

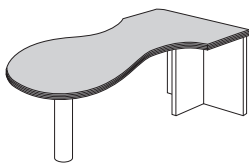
- ① Model Number
- ② Other Product Options (see page 581)

## Top Applications

### Bow Top



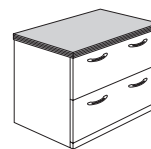
### Keyhole Top





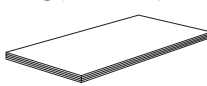
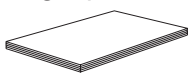



### Rectangular Top



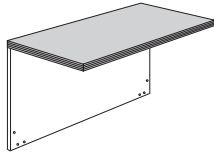
### Lateral File Top




Description	D	W	H	CTN WT	CU FT	① Model	List Price
<b>Bow Top</b> 	42	72	1 3/16	150	11	<b>SH4272MBT</b> Component of: · SH4272BD · SH4272RBD · SH4272LBD	\$2,310
<b>Keyhole Top</b> 	36	72	1 3/16	125	9	<b>SH3672MKHT</b> Component of: · SH4272DD · SH4272RD · SH4272LD	\$2,978
<b>Bullet Top</b> 	36	72	1 3/16	125	9	<b>SH3672MBLT</b> Component of: · SH3672BL	\$2,759
	30	72	1 3/16	125	9	<b>SH3072MBLT</b> Component of: · SH3072BL	\$2,695
<b>Desk Top</b> 	36	72	1 3/16	125	9	<b>SH3672MCT</b> Component of: · SH3672DD · SH3672RD · SH3672LD	\$1,610
	30	72	1 3/16	125	8	<b>SH3072MCT</b> Component of: · SH3072DD · SH3072RD · SH3072LD	\$1,469
	30	66	1 3/16	125	7	<b>SH3066MCT</b> Component of: · SH3066DD · SH3066RD · SH3066LD	\$1,330
<b>Bridge/Return Top</b> 	48	24	1 3/16	75	5	<b>SH4824MCT</b> Component of: · SH2448ERR · SH2448ELR · SH2448LRR · SH2448LLR · SH2448EB	\$948
	42	24	1 3/16	80	4	<b>SH4224MCT</b> Component of: · SH2442ERR · SH2442ELR · SH2442LRR · SH2442LLR · SH2442EB	\$913
<b>Bridge Top</b> 	36	24	1 3/16	90	4	<b>SH3624MCT</b> Component of: · SH2436EB	\$877
<b>Return Top</b> 	24	48	1 3/16	90	5	<b>SH2448MCT</b> Component of: · SH2448ERCRCR · SH2448ELCR · SH2448LLRR · SH2448LLCR	\$948
	24	42	1 3/16	80	4	<b>SH2442MCT</b> Component of: · SH2442ERCRCR · SH2442ELCR · SH2442LLRR · SH2442LLCR	\$913

Top Applications, cont.

Bridge Top



Pedestal Top



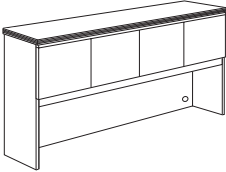
Return Top



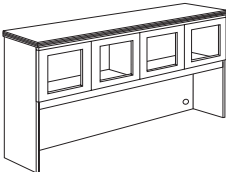
Description	D	W	H	CTN WT	CU FT	① Model	List Price
<b>Credenza Top</b> 	24	72	1 3/16	110	7	<b>SH2472MCT</b> Component of: · SH2472SC · SH2472RC · SH2472LC · SH2472DSC · SH2472LRC · SH2472LLC · SH4272KC · SH4272MRC · SH4272MLC	\$1,294
	24	66	1 3/16	100	6	<b>SH2466MCT</b> Component of: · SH2466SC · SH2466RC · SH2466LC · SH2466DSC · SH2466LRC · SH2466LLC · SH4266KC · SH4266MRC · SH4266MLC	\$1,224
<b>Pedestal Top</b> 	18 5/8	36	1 3/16	35	3	<b>SH1936MCT</b> Component of: · SH1936PDB · SH1936PDF	\$843
	18 5/8	30	1 3/16	32	3	<b>SH1930MCT</b> Component of: · SH1930PDB · SH1930PDF	\$807
	18 5/8	24	1 3/16	30	3	<b>SH1924MCT</b> Component of: · SH1924PDB · SH1924PDF	\$773
<b>Lateral File/Storage Top</b> 	36 3/16	24	1 3/16	75	4	<b>SH3630MCT</b> Component of: · SH3630LF · SH3624MLM · SH3624MRM	\$877

To Order, Specify:

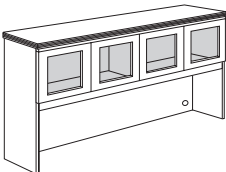
- ① Model Number
- ② Wood Species - Cherry (CH1) (see page 580)
- ③ Finish Color (see page 580)
- ④ Edge Profile (see page 585)
- ⑤ Other Product Options (see page 581)

Description	D	W	H	CTN WT	CU FT	① Model	List Price
<b>Storage Overhead Cabinet with Four Doors</b> 	18	84	41 5/8	240	44	SH1884S0	\$2,770
	18	78	41 5/8	210	42	SH1878S0	\$2,716
	18	72	41 5/8	200	39	SH1872S0	\$2,664
	18	66	41 5/8	160	36	SH1866S0	\$2,553

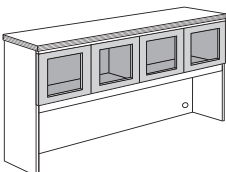
- grommet in bottom left and right and in top center of back panel
- tackboards available, see pages 622-623
- task lights available, see pages 642-643
- locking doors available, specify and add \$210 list
- no pulls

<b>Storage Overhead Cabinet with Four Clear Glass Doors</b> 	18	84	41 5/8	240	44	SH1884CGO	\$3,079
	18	78	41 5/8	210	42	SH1878CGO	\$3,022
	18	72	41 5/8	200	39	SH1872CGO	\$2,971
	18	66	41 5/8	160	36	SH1866CGO	\$2,862

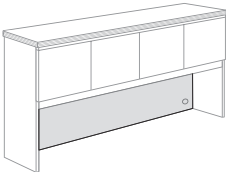
- grommet in bottom left and right and in top center of back panel
- tackboards available, see pages 622-623
- task lights available, see pages 642-643
- locking doors available, specify and add \$210 list
- no pulls

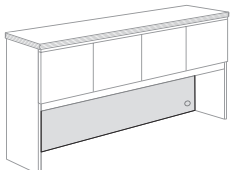
<b>Storage Overhead Cabinet with Four Frosted Glass Doors</b> 	18	84	41 5/8	240	44	SH1884FGO	\$3,154
	18	78	41 5/8	210	42	SH1878FGO	\$3,099
	18	72	41 5/8	200	39	SH1872FGO	\$3,006
	18	66	41 5/8	160	36	SH1866FGO	\$2,938

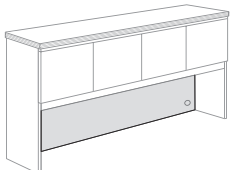
- grommet in bottom left and right and in top center of back panel
- tackboards available, see pages 622-623
- task lights available, see pages 642-643
- locking doors available, specify and add \$210 list
- no pulls

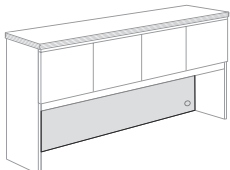
<b>Storage Overhead Cabinet with Four Aluminum Frosted Glass Doors</b> 	18	84	41 5/8	240	44	SH1884AGO	\$3,421
	18	78	41 5/8	210	42	SH1878AGO	\$3,366
	18	72	41 5/8	200	39	SH1872AGO	\$3,315
	18	66	41 5/8	160	36	SH1866AGO	\$3,206

- grommet in bottom left and right and in top center of back panel
- tackboards available, see pages 622-623
- task lights available, see pages 642-643
- locking doors not available
- pulls not available on doors

Description	D	W	H	CTN WT	CU FT	① Model	List Price Per Grade
<b>Tackboard for 84" w Storage Overhead Cabinet</b> 	3/8	81 7/8	15 3/4	3	4	SH84TK	COM \$294
	· for use with 84" wide storage overhead cabinet						A \$322
	· Culp Montgomery Sterling panel fabric standard						B \$375
	· use Grade A pricing						C \$470
	· other fabrics available, contact Customer Service						D \$591
	· attaches with covered button screws						E \$711
	· ships attached when ordered with overhead cabinets						F \$900
	· com ydg: 2 3/4						G \$1,102
							H \$1,316
							I \$1,652
							J \$2,055

Description	D	W	H	CTN WT	CU FT	① Model	List Price Per Grade
<b>Tackboard for 78" w Storage Overhead Cabinet</b>  <ul style="list-style-type: none"> <li>for use with 78" wide storage overhead cabinet</li> <li>Culp Montgomery Sterling panel fabric standard</li> <li>use Grade A pricing</li> <li>other fabrics available, contact Customer Service</li> <li>attaches with covered button screws</li> <li>ships attached when ordered with overhead cabinets</li> <li>com ydg: 2 1/2</li> </ul>	3/8	75 7/8	15 3/4	3	4	<b>SH78TK</b>	<b>COM \$290</b> A \$315 B \$364 C \$450 D \$560 E \$669 F \$840 G \$1,024 H \$1,220 I \$1,525 J \$1,892

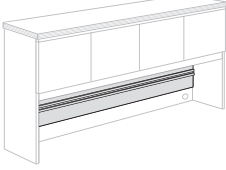
<b>Tackboard for 72" w Storage Overhead Cabinet</b>  <ul style="list-style-type: none"> <li>for use with 72" wide storage overhead cabinet</li> <li>Culp Montgomery Sterling panel fabric standard</li> <li>use Grade A pricing</li> <li>other fabrics available, contact Customer Service</li> <li>attaches with covered button screws</li> <li>ships attached when ordered with overhead cabinets</li> <li>com ydg: 2 1/4</li> </ul>	3/8	69 7/8	15 3/4	2	3	<b>SH72TK</b>	<b>COM \$272</b> A \$296 B \$339 C \$416 D \$515 E \$614 F \$768 G \$933 H \$1,108 I \$1,383 J \$1,713
--	-----	--------	--------	---	---	---------------	--

<b>Tackboard for 66" w Storage Overhead Cabinet</b>  <ul style="list-style-type: none"> <li>for use with 66" wide storage overhead cabinet</li> <li>Culp Montgomery Sterling panel fabric standard</li> <li>use Grade A pricing</li> <li>other fabrics available, contact Customer Service</li> <li>attaches with covered button screws</li> <li>ships attached when ordered with overhead cabinets</li> <li>com ydg: 2</li> </ul>	3/8	63 7/8	15 3/4	2	3	<b>SH66TK</b>	<b>COM \$255</b> A \$275 B \$313 C \$383 D \$470 E \$558 F \$695 G \$842 H \$998 I \$1,243 J \$1,536
--	-----	--------	--------	---	---	---------------	--

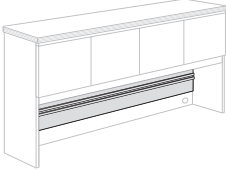
**To Order, Specify:**

- ① Model Number
- ② Wood Species - Cherry (CH1) (see page 580)
- ③ Finish Color (see page 580)
- ④ Edge Profile (see page 585)
- ⑤ Fabric Selection: vendor, pattern, color
- ⑥ Other Product Options (see page 581)

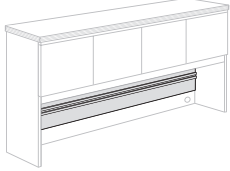


Description	D	W	H	CTN WT	CU FT	① Model	List Price Per Grade
<b>Tackboard for Accessory Rail of 84" w Storage Overhead Cabinet</b> 	3/8	81 7/8		3	4	<b>SH84TKA</b>	COM \$327
							A \$354
							B \$408
							C \$502
							D \$623
							E \$744
							F \$933
							G \$1,134
							H \$1,349
							I \$1,685
J \$2,088							

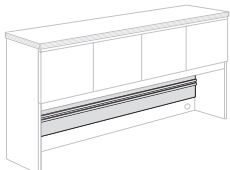
- tackboard panels for above and below accessory rail
- not required; add-on for convenience application
- Culp Montgomery Sterling panel fabric standard
- use Grade A pricing
- other fabrics available, contact Customer Service
- upper tackboard height: 5
- lower tackboard height: 7 1/2
- coordinates with SH1884AGO, SH1884CGO, SH1884FGO, SH1884SO
- accessory rail sold separately, see page 626
- com ydg: 2 3/4

<b>Tackboard for Accessory Rail of 78" w Storage Overhead Cabinet</b> 	3/8	75 7/8		3	4	<b>SH78TKA</b>	COM \$322
							A \$347
							B \$395
							C \$481
							D \$592
							E \$701
							F \$872
							G \$1,056
							H \$1,251
							I \$1,557
J \$1,923							

- tackboard panels for above and below accessory rail
- not required; add-on for convenience application
- Culp Montgomery Sterling panel fabric standard
- use Grade A pricing
- other fabrics available, contact Customer Service
- upper tackboard height: 5
- lower tackboard height: 7 1/2
- coordinates with SH1878AGO, SH1878CGO, SH1878FGO, SH1878SO
- accessory rail sold separately, see page 626
- com ydg: 2 1/2

Description	D	W	H	CTN WT	CU FT	① Model	List Price Per Grade
<b>Tackboard for Accessory Rail of 72" w Storage Overhead Cabinet</b> 	3/8	69 7/8		2	3	<b>SH72TKA</b>	<b>COM \$305</b>
							A \$328
							B \$371
							C \$449
							D \$548
							E \$646
							F \$801
							G \$965
							H \$1,141
							I \$1,416
							J \$1,746

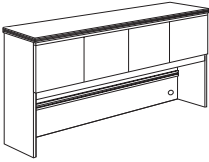
- tackboard panels for above and below accessory rail
- not required; add-on for convenience application
- Culp Montgomery Sterling panel fabric standard
- use Grade A pricing
- other fabrics available, contact Customer Service
- upper tackboard height: 5
- lower tackboard height: 7 1/2
- coordinates with SH1872AGO, SH1872CGO, SH1872FGO, SH1872SO
- accessory rail sold separately, see page 626
- com ydg: 2 1/4

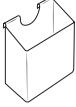

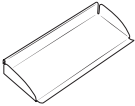
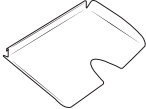
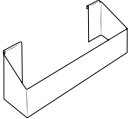

<b>Tackboard for Accessory Rail of 66" w Storage Overhead Cabinet</b> 	3/8	63 7/8		2	3	<b>SH66TKA</b>	<b>COM \$286</b>
							A \$306
							B \$345
							C \$414
							D \$501
							E \$590
							F \$726
							G \$873
							H \$1,029
							I \$1,274
							J \$1,567

- tackboard panels for above and below accessory rail
- not required; add-on for convenience application
- Culp Montgomery Sterling panel fabric standard
- use Grade A pricing
- other fabrics available, contact Customer Service
- upper tackboard height: 5
- lower tackboard height: 7 1/2
- coordinates with SH1866AGO, SH1866CGO, SH1866FGO, SH1866SO
- accessory rail sold separately, see page 626
- com ydg: 2

**To Order, Specify:**

- ① Model Number
- ② Fabric Selection: vendor, pattern color

Description	D	W	H	CTN WT	CU FT	① Model	List Price
Accessory Rail 	<sup>3</sup> / <sub>4</sub>	81 <sup>7</sup> / <sub>8</sub>	3 <sup>1</sup> / <sub>4</sub>	6	2	<b>SH84AR</b> For use on: · SH1884AGO · SH1884S0 · SH1884CGO · SH1884FGO	\$312
	<sup>3</sup> / <sub>4</sub>	75 <sup>7</sup> / <sub>8</sub>	3 <sup>1</sup> / <sub>4</sub>	5	2	<b>SH78AR</b> For use on: · SH1878AGO · SH1878S0 · SH1878CGO · SH1878FGO	\$297
	<sup>3</sup> / <sub>4</sub>	69 <sup>7</sup> / <sub>8</sub>	3 <sup>1</sup> / <sub>4</sub>	5	2	<b>SH72AR</b> For use on: · SH1872AGO · SH1872S0 · SH1872CGO · SH1872FGO	\$282
	<sup>3</sup> / <sub>4</sub>	63 <sup>7</sup> / <sub>8</sub>	3 <sup>1</sup> / <sub>4</sub>	4	2	<b>SH66AR</b> For use on: · SH1866AGO · SH1866S0 · SH1866CGO · SH1866FGO	\$267

Description	D	W	H	CTN WT	CU FT	① Model	List Price
<b>Upright Tray</b>  <ul style="list-style-type: none"> <li>pen and gadget cup</li> <li>Stardust Silver finish</li> </ul>	1 <sup>9</sup> / <sub>16</sub>	3 <sup>1</sup> / <sub>8</sub>	3 <sup>9</sup> / <sub>16</sub>	1	1	AC203CUP	\$75
<b>Small Tray</b>  <ul style="list-style-type: none"> <li>tray for paper clips and other small items</li> <li>Stardust Silver finish</li> </ul>	3 <sup>5</sup> / <sub>16</sub>	2 <sup>11</sup> / <sub>16</sub>	<sup>7</sup> / <sub>8</sub>	1	1	AC403TRAY	\$56
<b>Pencil Tray</b>  <ul style="list-style-type: none"> <li>tray for pencils and other small items</li> <li>Stardust Silver finish</li> </ul>	3 <sup>5</sup> / <sub>16</sub>	7 <sup>11</sup> / <sub>16</sub>	<sup>7</sup> / <sub>8</sub>	1	1	AC408TRAY	\$69
<b>Paper Tray</b>  <ul style="list-style-type: none"> <li>tray for 8 1/2 x 11" letter paper size</li> <li>Stardust Silver finish</li> </ul>	9 <sup>15</sup> / <sub>16</sub>	13 <sup>3</sup> / <sub>16</sub>	<sup>7</sup> / <sub>8</sub>	2	1	AC912PAP	\$107
<b>File Hanger</b>  <ul style="list-style-type: none"> <li>file hanger for 8 1/2 x 11" letter size hanging file folders</li> <li>Stardust Silver finish</li> </ul>	2 <sup>13</sup> / <sub>16</sub>	12 <sup>3</sup> / <sub>16</sub>	4	1	1	AC313FILE	\$101
<b>Acrylic Accessory Tray</b>  <ul style="list-style-type: none"> <li>set of 4</li> </ul>	2 <sup>1</sup> / <sub>4</sub>	9 <sup>1</sup> / <sub>4</sub>	12 <sup>1</sup> / <sub>4</sub>	5	1	ALT0912C	\$271

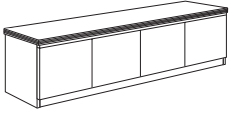
**To Order, Specify:**

- ① Model Number
- ② Other Product Options (see page 581)

When ordering Quickship products, place a "Q" in front of model number.  
 Example: QAC203CUP

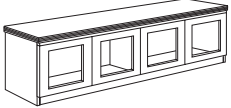
**NOW!**  
 Need it.  
 JSI Quickship

Description	D	W	H	CTN WT	CU FT	① Model	List Price
Wall Mount Storage Overhead with Four Doors	18	72	21 1/8	200	22	SH1872WSO	\$2,424
	18	66	21 1/8	190	21	SH1866WSO	\$2,314



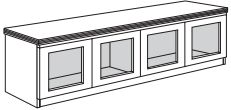
- tackboards available, see page 629
- task lights available, see pages 642-643
- locking doors available, specify and add \$210 list
- no pulls

Wall Mount Storage Overhead with Four Clear Glass Doors	18	72	21 1/8	200	22	SH1872WCGO	\$2,732
	18	66	21 1/8	190	21	SH1866WCGO	\$2,619



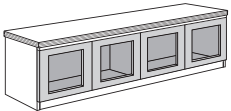
- tackboards available, see page 629
- task lights available, see pages 642-643
- locking doors available, specify and add \$210 list
- no pulls

Wall Mount Storage Overhead with Four Frosted Glass Doors	18	72	21 1/8	200	22	SH1872WFGO	\$2,806
	18	66	21 1/8	190	21	SH1866WFGO	\$2,695

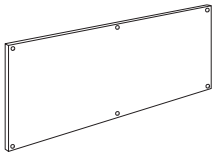


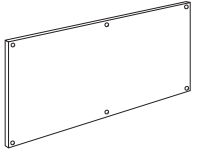
- tackboards available, see page 629
- task lights available, see pages 642-643
- locking doors available, specify and add \$210 list
- no pulls

Wall Mount Storage Overhead with Four Aluminum Frosted Glass Doors	18	72	21 1/8	200	22	SH1872WAGO	\$3,074
	18	66	21 1/8	190	21	SH1866WAGO	\$2,963



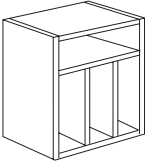
- tackboards available, see page 629
- task lights available, see pages 642-643
- locking doors not available
- pulls not available on doors

Description	D	W	H	CTN WT	CU FT	① Model	List Price Per Grade
<b>72" w Wall Mount Tackboard</b>  <ul style="list-style-type: none"> <li>• Culp Montgomery Sterling panel fabric standard</li> <li>• use Grade A pricing</li> <li>• other fabrics available, contact Customer Service</li> <li>• attaches with covered button screws</li> <li>• four 3/8" deep x 2" wide vertical channels in back of panel allow wire management</li> <li>• com ydg: 2 1/4</li> </ul>	7/8	71 3/4	19 1/2	2	3	<b>SH7220WT</b>	<b>COM \$332</b> A \$355 B \$398 C \$476 D \$575 E \$674 F \$828 G \$993 H \$1,168 I \$1,443 J \$1,773


<b>66" w Wall Mount Tackboard</b>  <ul style="list-style-type: none"> <li>• Culp Montgomery Sterling panel fabric standard</li> <li>• use Grade A pricing</li> <li>• other fabrics available, contact Customer Service</li> <li>• attaches with covered button screws</li> <li>• four 3/8" deep x 2" wide vertical channels in back of panel allow wire management</li> <li>• com ydg: 2</li> </ul>	7/8	65 3/4	19 1/2	2	3	<b>SH6620WT</b>	<b>COM \$313</b> A \$333 B \$372 C \$441 D \$529 E \$617 F \$753 G \$900 H \$1,057 I \$1,301 J \$1,594
---	-----	--------	--------	---	---	-----------------	--

**To Order, Specify:**

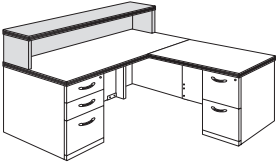
- ① Model Number
- ② Wood Species - Cherry (CH1) (see page 580)
- ③ Finish Color (see page 580)
- ④ Edge Profile (see page 585)
- ⑤ Fabric Selection: vendor, pattern, color
- ⑥ Other Product Options (see page 581)

Description	D	W	H	CTN WT	CU FT	① Model	List Price
<b>Storage Tower</b> 	15 1/16	20	20 5/16	20	6	<b>SH2016PST</b> coordinates with 84" overheads	\$752
	15 1/16	18 1/2	20 5/16	20	6	<b>SH1816PST</b> coordinates with 78" overheads	\$752
	15 1/16	17	20 5/16	20	6	<b>SH1716PST</b> coordinates with 72" overheads	\$752
	15 1/16	15 1/2	20 5/16	20	6	<b>SH1516PST</b> coordinates with 66" overheads	\$752

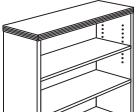
- paper management slots can be configured horizontally or with three vertical slots
- can be installed in storage tower or under storage overhead cabinet

Description	D	W	H	CTN WT	CU FT	① Model	List Price
<b>Drawer Storage Tower</b> 	15 1/16	20	20 5/16	30	6	<b>SH2016DST</b> coordinates with 84" overheads	\$834
	15 1/16	18 1/2	20 5/16	30	6	<b>SH1816DST</b> coordinates with 78" overheads	\$834
	15 1/16	17	20 5/16	30	6	<b>SH1716DST</b> coordinates with 72" overheads	\$834
	15 1/16	15 1/2	20 5/16	30	6	<b>SH1516DST</b> coordinates with 66" overheads	\$834

- can be installed in storage tower or under storage overhead cabinet
- locking drawer available, specify and add \$105 list

Description	D	W	H	CTN WT	CU FT	① Model	List Price
<b>Transaction Counter</b> 	13	72	17 3/16	87	9	<b>SH1372TC</b> coordinates with a 72" surface	\$1,074
	13	66	17 3/16	79	8	<b>SH1366TC</b> coordinates with a 66" surface	\$1,026

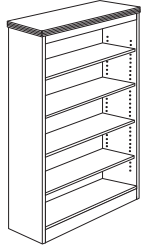
- 16" vertical clearance from desk to bottom of transaction top

Description	D	W	H	CTN WT	CU FT	① Model	List Price
<b>Bookcase Overhead</b> 	18	36 3/16	42	100	20	<b>SH1836BO</b>	\$1,006

- one adjustable shelf
- one fixed shelf
- grommet
- one back panel grommet

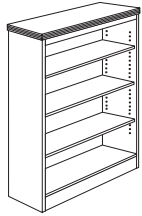
Description	D	W	H	CTN WT	CU FT	① Model	List Price
-------------	---	---	---	-----------	----------	---------	------------

<b>Bookcase</b>	18	36	71 11/16	150	28	<b>SH3672BC</b>	<b>\$1,978</b>
-----------------	----	----	----------	-----	----	-----------------	----------------



- one fixed shelf
- three adjustable shelves
- we recommend this bookcase be mounted to the wall or floor

<b>Bookcase</b>	18	36	54 1/16	125	21	<b>SH3654BC</b>	<b>\$1,530</b>
-----------------	----	----	---------	-----	----	-----------------	----------------



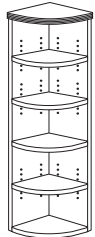
- top edge profile on user side
- three adjustable shelves

<b>Bookcase</b>	18	36	30 1/16	85	12	<b>SH3630BC</b>	<b>\$1,087</b>
-----------------	----	----	---------	----	----	-----------------	----------------



- one adjustable shelf

<b>Radius Bookcase</b>	18	18	71 11/16	90	18	<b>SH1818RBC</b>	<b>\$2,538</b>
------------------------	----	----	----------	----	----	------------------	----------------




- three adjustable shelves
- one fixed shelf

**To Order, Specify:**

- ① Model Number
- ② Wood Species - Cherry (CH1) (see page 580)
- ③ Finish Color (see page 580)
- ④ Edge Profile (see page 585)
- ⑤ Pull Style and Color (see page 586)
- ⑥ Other Product Options (see page 581)




Description	D	W	H	CTN WT	CU FT	① Model	List Price
Lateral File	24	36	54	300	33	SH3654LF	\$3,070



- four drawers
- anti-tip interlock mechanism
- pedestal locking

Lateral File	24	36	30	175	19	SH3630LF	\$2,023
--------------	----	----	----	-----	----	----------	---------



- two drawers
- anti-tip interlock mechanism
- pedestal locking

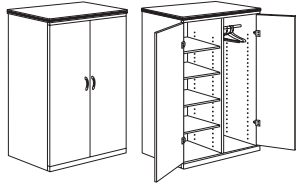
Mobile Pedestal	19	18 1/6	28 1/2	95	9	SH1820MP	\$1,491
-----------------	----	--------	--------	----	---	----------	---------



- available as box/box/file only (interior of top is tray size)
- legal width pedestal
- locking
- casters

Description	D	W	H	CTN WT	CU FT	① Model	List Price
-------------	---	---	---	-----------	----------	---------	------------

<b>72" h Wardrobe</b>	23 3/4	34 7/8	71 11/16	360	43	<b>SH3672W</b>	<b>\$3,323</b>
-----------------------	--------	--------	----------	-----	----	----------------	----------------




- chrome hanging bar on right
- one fixed shelf second from bottom on left
- locking doors available; specify and add \$210 list

<b>Hanging Bar to Shelves Conversion Kit</b>	24	18	3/4	56	2	<b>SH1824SK</b>	<b>\$634</b>
--	----	----	-----	----	---	-----------------	--------------



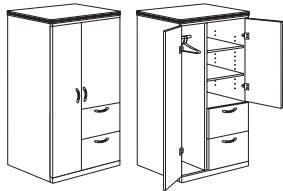
- four shelves
- for 36" wide wardrobe

<b>72" h File/File Lateral Storage Cabinet</b>	24	34 7/8	71 11/16	360	43	<b>SH3672SWLF</b>	<b>\$3,748</b>
--	----	--------	----------	-----	----	-------------------	----------------



- two adjustable shelves
- locking doors available; specify and add \$105 list
- file/file lateral
- pedestal locking

<b>72" h File/File Storage Wardrobe</b>	23 3/4	23 5/8	71 11/16	340	30	<b>SH2472SWR</b>	<b>\$3,420</b>
	23 3/4	23 5/8	71 11/16	340	30	<b>SH2472SWL</b>	<b>\$3,420</b>



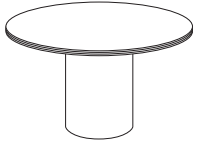
left shown

- top edge profile on user side
- chrome hanging bar
- two adjustable shelves
- file/file pedestal
- locking not available

**To Order, Specify:**

- ① Model Number
- ② Wood Species - Cherry (CH1) (see page 580)
- ③ Finish Color (see page 580)
- ④ Edge Profile (see page 585)
- ⑤ Pull Style and Color (see page 586)
- ⑥ Other Product Options (see page 581)

Description	D	W	H	CTN WT	CU FT	① Model	List Price
Round Conference Table	48	48	30			<b>SH48CTD</b>	<b>\$2,259</b>

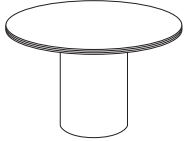


Consists of:

				73	7	<b>SH48TT - Table Top</b>	<b>\$1,455</b>
				71	9	<b>SH20RB - Round Base</b>	<b>\$804</b>

· ships KD in two cartons

Round Conference Table	42	42	30			<b>SH42CTD</b>	<b>\$1,915</b>
------------------------	----	----	----	--	--	----------------	----------------

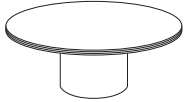


Consists of:

				56	5	<b>SH42TT - Table Top</b>	<b>\$1,111</b>
				71	9	<b>SH20RB - Round Base</b>	<b>\$804</b>

· ships KD in two cartons

Round Magazine Table	42	42	17			<b>SH42MTD</b>	<b>\$1,863</b>
----------------------	----	----	----	--	--	----------------	----------------

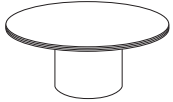


Consists of:

				56	5	<b>SH42TT - Table Top</b>	<b>\$1,111</b>
				68	5	<b>SH18-16RB - Round Base</b>	<b>\$752</b>

· ships KD in two cartons

Round Magazine Table	36	36	17			<b>SH36MTD</b>	<b>\$1,730</b>
----------------------	----	----	----	--	--	----------------	----------------

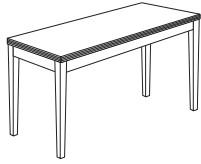


Consists of:

				42	4	<b>SH36TT - Table Top</b>	<b>\$978</b>
				68	5	<b>SH18-16RB - Round Base</b>	<b>\$752</b>

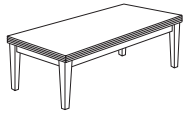
· ships KD in two cartons

Description	D	W	H	CTN WT	CU FT	① Model	List Price
<b>Sofa Table</b>	18	60	30	66	4	<b>SH1860ST</b>	<b>\$893</b>



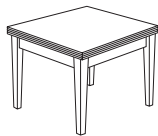
· ships KD in one carton

<b>Magazine Table</b>	20	42	16	51	4	<b>SH2042MT</b>	<b>\$753</b>
-----------------------	----	----	----	----	---	-----------------	--------------



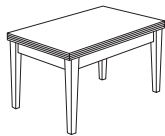
· ships KD in one carton

<b>End Table</b>	24	24	20	35	3	<b>SH2424ET</b>	<b>\$637</b>
------------------	----	----	----	----	---	-----------------	--------------



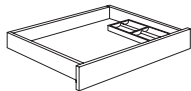
· ships KD in one carton

<b>End Table</b>	20	28	20	35	3	<b>SH2028ET</b>	<b>\$634</b>
------------------	----	----	----	----	---	-----------------	--------------



· ships KD in one carton

<b>Center Drawer</b>	20	35	3	12	2	<b>SH2035CD</b> for use with 36" x 72" double ped desks	<b>\$310</b>
	20	30	3	12	2	<b>SH2030CD</b> for use with 36" x 72" single ped desks	<b>\$305</b>
	20	29	3	11	2	<b>SH2029CD</b> for use with 30" x 66" double ped desks	<b>\$305</b>
	18	24	3	11	2	<b>SH1824CD</b> for use with 30" x 66" single ped desks, 24" deep returns and credenzas	<b>\$300</b>
	20	26	3	12	2	<b>SH2026CDB</b> for use with 36" x 72" bullet/keyhole desk	<b>\$310</b>



· pencil tray  
· locking drawer available; specify and add \$105 list

**To Order, Specify:**

- ① Model Number
- ② Wood Species - Cherry (CH1) (see page 580)
- ③ Finish Color (see page 580)
- ④ Edge Profile (see page 585)
- ⑤ Other Product Options (see page 581)



## Accessories, Power and Data

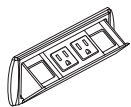


ACCESSORIES



## Accessories - Overview

### Power Accessories



Power and  
Data Tilt Out  
Page 639



Mini Power and  
Data Tilt Up  
Page 639

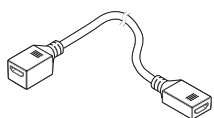


Mini Power Tilt Up  
Page 639

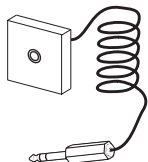


Mini Power and  
USB Tilt Up  
Page 639

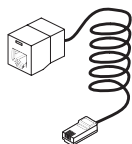
### Type 3 Telecom Jacks



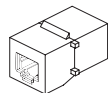
HDMI Connector  
Page 640



Mini Stereo Jack  
Page 640



Network Jack  
Page 640

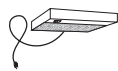


Voice Coupler  
Page 640

### Task Lights



48" w Task Light  
Page 642



24" w Task Light  
Page 642



31" w LED Starter  
Task Light  
Page 642



31" w LED Linking  
Adder Task Light  
Page 642



17" w LED Starter  
Task Light  
Page 643

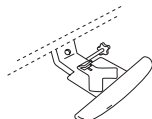


17" w LED Linking  
Adder Task Light  
Page 643



Motion Sensor  
for Task Lights  
Page 643

### Keyboard Accessories



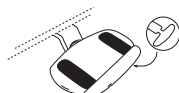
Keyboard Clamp  
with Wrist Rest  
Page 644



Keyboard Clamp  
Mouse Pad  
Page 644



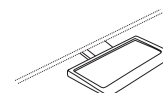
Articulating  
Keyboard Tray  
Page 644



Articulating  
Keyboard Tray  
Page 644



Keyboard Tray  
Mouse Pad  
Page 644



Keyboard Drawer  
Page 645




Keyboard Tray  
Mouse Pad  
Page 645

### Monitor Support Arm

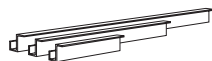


Monitor Support Arm  
Page 645

### Wire Management Accessories




Wire Management Channel  
Page 645



Wire Management Trough  
Page 645

Description	D	W	H	CTN WT	CU FT	① Model	List Price
<b>Power and Data Tilt Out</b>	3	7		3		<b>EC3</b>	<b>\$305</b>



(standard location)

- spring assist tilt up access
- two power receptacles (120 volt, 15amp) and two openings for voice/data jacks
- adapter kit provided to accept jacks from most port manufacturers (see page 641)
- accepts up to two Type 3 Telecom Jacks (see page 640)
- 72" power cord with molded plug
- drop in field installation required
- cut out provided in center of back panel of storage cabinet below tackboard
- UL listed component
- Black or Silver finish

<b>Mini Power and Data Tilt Up</b>	4 1/4	5 1/2		6	1	<b>EC10</b>	<b>\$352</b>
------------------------------------	-------	-------	--	---	---	-------------	--------------



- fluid one touch tilt up access
- one power receptacle - 120 volt; 15 amp and one voice/data port
- adapter kit provided to accept jacks from most port manufacturers (see page 641)
- accepts one Type 3 Telecom Jack (see page 640)
- 72" power cord with molded plug
- drop in field installation required
- cut out provided in top at specified location (see page 641)
- UL listed component
- Black or Silver finish

<b>Mini Power Tilt Up</b>	4 1/4	5 1/2		6	1	<b>EC11</b>	<b>\$367</b>
---------------------------	-------	-------	--	---	---	-------------	--------------



- fluid one touch tilt up access
- two power receptacles - 120 volt; 15 amp
- 72" power cord with molded plug
- drop in field installation required
- cut out provided in top at specified location (see page 641)
- UL listed component
- Black or Silver finish

<b>Mini Power and USB Tilt Up</b>	4 1/4	5 1/2		6	1	<b>EC12</b>	<b>\$458</b>
-----------------------------------	-------	-------	--	---	---	-------------	--------------

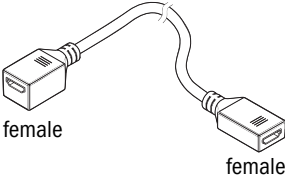
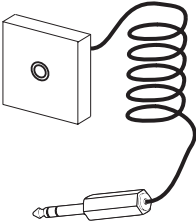
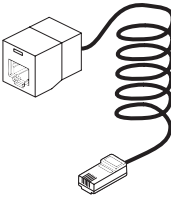
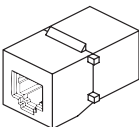


- fluid one touch tilt up access
- one power receptacle - 120 volt; 15 amp dual powered USB
- 72" power cord with molded plug
- drop in field installation required
- cut out provided in top at specified location (see page 641)
- UL listed component
- Black or Silver finish

**To Order, Specify:**

- ① Model number

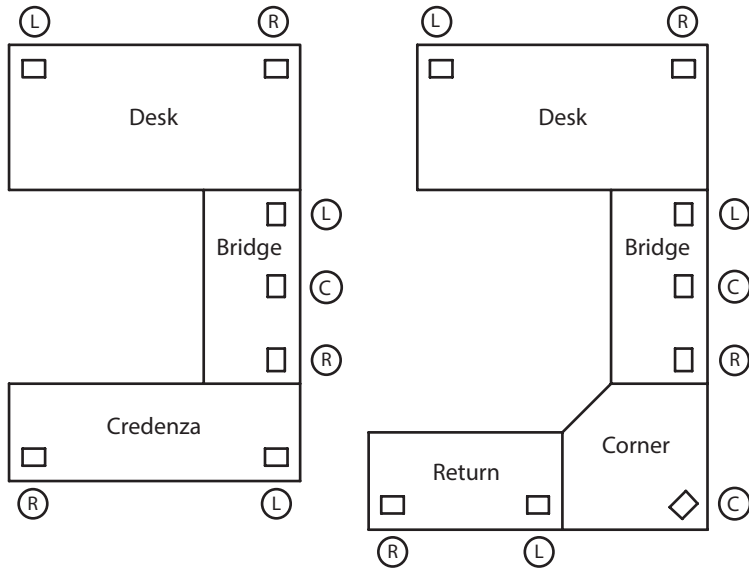


Description	D	W	H	CTN WT	CU FT	① Model	List Price
<b>HDMI Connector</b>  <ul style="list-style-type: none"> <li>· HDMI coupler</li> <li>· 18" cord</li> <li>· female to female connection</li> </ul>						<b>TCP301</b>	<b>\$83</b>
<b>Mini Stereo Jack</b>  <ul style="list-style-type: none"> <li>· 3.5 mm Mini Stereo Jack</li> <li>· 10 foot cord</li> <li>· female to male connection</li> </ul>						<b>TCP302</b>	<b>\$23</b>
<b>Network Jack</b>  <ul style="list-style-type: none"> <li>· Cat5e RJ-45 Panduit Jack</li> <li>· Pre-terminated</li> <li>· 9 foot cord</li> <li>· 8-Pin</li> </ul>						<b>TCP303</b>	<b>\$75</b>
<b>Voice Coupler</b>  <ul style="list-style-type: none"> <li>· AMP Category 3, RJ-11</li> <li>· 6-Pin</li> <li>· connects to standard phone cord</li> </ul>						<b>TCP304</b>	<b>\$75</b>

**To Order, Specify:**

- ① Model Number

**Standard casegoods cut out locations:**



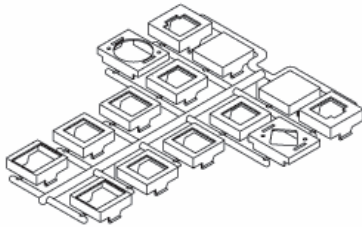
- Specify - Location when ordering on desk, return, computer corner, bridge and credenza - please provide drawing.
- Computer corner units - power/data replaces grommet.
- Standard power and data unit locations are indicated from user side of desk, return, computer corner bridge or credenza.

**NOTE:** Verify fit of data jack in adapter before ordering large quantities as manufacturer designs may change without notice

**Data Adapter Applications**

Data adapter kits ship with each power and data unit.

Adapter plates are marked on the back with letter designators to indicate the data jack manufacturer, series and style. Websites are listed below for quick reference to verify data jack series or style.



**NOTE:** Verify fit of data jack in adapter before ordering large quantities as manufacturer designs may change without notice.

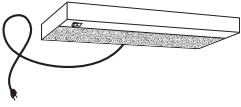
Adapter	Manufacturer	Website
AA	Uniprise/Systimax/Avaya	www.unipriseresolutions.com
BB	Tyco SL and 100 Connect Series Modular Jacks	www.ampconnect.com
BB	Siemon Keystone Style	www.siemon.com
BB	Allen Tel Versa Tap Series	www.allentel.com
BB	Leviton Quick Port® Series	www.leviton.com
BB	Nordx Keystone Style	www.nordx.com
CC	Tyco SL Coupler Series	www.ampconnect.com
CC	Krone 6000 Series	www.adc.com
CC	Hubbell Xcelerator™ Keystone Series	www.hubbell.com
DD	Blank (no coupler/jack)	
EE	Ortronics TracJack Series	www.ortronics.com
FF	Panduit Mini-Com Series	www.panduit.com
GG	Microphone jack/3-pin XLR, solder type only	
HH	Video Monitor jack/DB-15, panel mount solder style	

# Task Lights

ACCESSORIES

Description	D	W	H	CTN WT	CU FT	① Model	List Price
48" w Task Light	4 1/2	48	1 1/2	6	1	48T5L	\$370

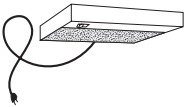
**NOW!**



- use with overhead cabinets 60" wide and larger
- uses slim energy-efficient T5 - 3500k lamp (included)
- two position on - off switch
- prismatic lens with electronic ballast
- ETL listed component
- factory installation optional (no additional charge); please specify unit where light is to be installed

24" w Task Light	4 1/2	24	1 1/2	4	1	24T5L	\$256
------------------	-------	----	-------	---	---	-------	-------

**NOW!**



- use with overhead cabinets 30" wide and larger
- uses slim energy-efficient T5 - 3500k lamp (included)
- two position on - off switch
- prismatic lens with electronic ballast
- ETL listed component
- factory installation optional (no additional charge); please specify unit where light is to be installed

31" w LED Starter Task Light	2	31	1/2	4	1	TL31LED-S	\$588
------------------------------	---	----	-----	---	---	-----------	-------

**NOW!**



- use with overhead cabinets 42" wide and larger
- slim energy-efficient stand alone or starter LED lamp
- soft touch switching with instant on to fade way off
- infinite dimming with last state memory (dimming range 100% to 15%)
- automatic time off after 10 hours
- includes power supply
- ETL listed component
- GSA compliant
- factory installation optional (no additional charge); please specify unit where light is to be installed

GSA Contract SIN #711-8

31" w LED Linking Adder Task Light	2	31	1/2	4	1	TL31LED-A	\$519
------------------------------------	---	----	-----	---	---	-----------	-------

**NOW!**



- use with overhead cabinets 42" wide and larger
- slim energy-efficient LED lamp for linking to a starter task light
- string may contain 1 starter with up to five adders
- soft touch switching with instant on to fade way off
- infinite dimming with last state memory (dimming range 100% to 15%)
- automatic time off after 10 hours
- ETL listed component
- GSA compliant
- factory installation optional (no additional charge); please specify unit where light is to be installed

Description	D	W	H	CTN WT	CU FT	① Model	List Price
17" w LED Starter Task Light	2	17	½	2	1	TL17LED-S	\$477

**NOW!**



- use with overhead cabinets 30" wide and larger
- slim energy-efficient stand alone or starter LED lamp
- soft touch switching with instant on to fade way off
- infinite dimming with last state memory (dimming range 100% to 15%)
- automatic time off after 10 hours
- includes power supply
- ETL listed component
- GSA compliant
- factory installation optional (no additional charge); please specify unit where light is to be installed

17" w LED Linking Adder Task Light	2	17	½	2	1	TL17LED-A	\$327
------------------------------------	---	----	---	---	---	-----------	-------

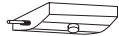
**NOW!**



- use with overhead cabinets 30" wide and larger
- slim energy-efficient LED lamp for linking to a starter task light
- string may contain 1 starter with up to five adders
- soft touch switching with instant on to fade way off
- infinite dimming with last state memory (dimming range 100% to 15%)
- automatic time off after 10 hours
- ETL listed component
- GSA compliant
- factory installation optional (no additional charge); please specify unit where light is to be installed

Motion Sensor for Task Lights	2	3	½	1	1	TL03-OCPS	\$321
-------------------------------	---	---	---	---	---	-----------	-------

**NOW!**





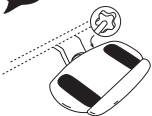


- occupancy sensor for LED task lights
- integrates with TL31LED or TL17LED
- shuts off after 30 minutes of inactivity
- connects to end of light fixture (adds 3" to length of fixture)
- one sensor controls starter and connected adders

**To Order, Specify:**


① Model number

When ordering Quickship products, place a "Q" in front of model number.  
Example: QAK1

**NOW!**  
*Need it.*  
JSI Quickship


Description	D	W	H	CTN WT	CU FT	① Model	List Price
<b>Keyboard Clamp with Wrist Rest</b> 	10 1/2	20 1/2	3	4		AK1	\$422
<ul style="list-style-type: none"> <li>· clamps hold keyboard in place</li> <li>· single soft touch knob provides clamping adjustment for both height and tilt</li> <li>· compatible with MT1 Clamp Mouse Pad only</li> </ul>							
<b>Keyboard Clamp Mouse Pad</b> 	8	8	1/4	4		MT1	\$152
<ul style="list-style-type: none"> <li>· adjusts for user comfort</li> <li>· 8" x 8"</li> <li>· for left or right hand operation</li> <li>· compatible with AK1 Keyboard Clamp only</li> </ul>							
<b>Articulating Keyboard Tray</b> 	11	23	3	11		AK2	\$445
<ul style="list-style-type: none"> <li>· single soft touch knob provides clamping adjustment for both height and tilt</li> <li>· platform has injection molded construction with non skid pads to prevent keyboard movement</li> <li>· compatible with MT2 Mouse Pad</li> </ul>							
<b>Articulating Keyboard Tray</b> 	11	23	3	11		AK3	\$493
<ul style="list-style-type: none"> <li>· one touch spring assist adjustable mechanism with 18" track</li> <li>· platform has injection molded construction with non skid pads to prevent keyboard movement</li> <li>· compatible with MT2 Mouse Pad</li> </ul>							
<b>Keyboard Tray Mouse Pad</b> 	8	8	1/4	2		MT2	\$152
<ul style="list-style-type: none"> <li>· adjusts for user comfort</li> <li>· 8" x 8"</li> <li>· for left or right hand operation</li> <li>· compatible with AK2 and AK3 Keyboard Tray</li> </ul>							

Description	D	W	H	CTN WT	CU FT	① Model	List Price
-------------	---	---	---	-----------	----------	---------	------------

<b>Keyboard Drawer</b> 	14	22 1/2	3 1/2	9		AK4	\$528
---	----	--------	-------	---	--	-----	-------

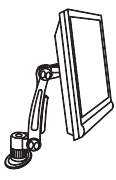
**NOW!**

- for use with 48" return
- requires a minimum of 24" clearance side to side
- one touch spring assist adjustable mechanism with 18" track
- compatible with MT4 Mouse Pad only
- wood tray requires finish selection; see component finishes for selection


<b>Keyboard Tray Mouse Pad</b> 	8	8	1/4	2		MT4	\$152
---	---	---	-----	---	--	-----	-------

**NOW!**

- adjusts for user comfort
- 8" x 8"
- for left or right hand operation
- compatible with AK4 Keyboard Drawer only


<b>Monitor Support Arm</b> 	12	6	17	9		AMA3B	\$464
---	----	---	----	---	--	-------	-------

- 360 degree swivel
- adjusts height, tilt and distance of monitor screen to user
- integrated cable management
- grommet and edge clamp mount included
- black finish
- monitor not included
- will fit monitors made to the VESA standard of 75 mm or 100 mm hole spacing in a square configuration

<b>Wire Management Channel</b> 	1/2	36	1	4		36WC	\$54
	1/2	24	1	3		24WC	\$49
	1/2	12	1	2		12WC	\$42

**NOW!**

- available in 12", 24" and 36" increments
- field installed with adhesive tape provided

<b>Wire Management Trough</b> 	2 1/2	36	2 1/2	3		36WCT	\$108
	2 1/2	24	2 1/2	3		24WCT	\$98
	2 1/2	12	2 1/2	2		12WCT	\$83

**NOW!**

- available in 12", 24" and 36" increments
- field installed with screws provided

### To Order, Specify:

- ① Model number

When ordering Quickship products, place a "Q" in front of model number.  
 Example: QAK1

**NOW!**  
*Need it.*  
 JSI Quickship