

- Ideas
- Zones
- Catalog

mediaspace

D E F I N I T I O N




Table of Contents

Prices and general specs for the items listed below are in here.

Terms & Conditions	4
Finishes	5

Chairs & Stools

Definitions	6
Bookmark	7
Benchmark	9
Metro	11
Princeton	11
Geoffy	12
Heritage	12
Heritage Jr.	12
Carlo	13
Bookmark Bookstack Seats	14

Lounge

Bookmark Lounge Seating	15
Baron Lounge Seating	16

Tables

DESIGN LINES

Bookmark Wood Tables	17
Bookmark Carrels	20
Definitions Metal Base Tables	22
Definitions Carrels	24
Metro Wood Tables	25
Metro Carrels	27
Transit Metal Base Tables	28
Transit Carrels	30
Checkmate Metal Base Tables	31
Twist Tables	32
Twist Carrels	34
Lexington Wood Tables	35
Lexington Carrels	37
Charleston Wood Tables	38
Charleston Carrels	40
Heritage Wood Tables	41
Heritage Carrels	44
Malibu Wood Tables	45
Malibu Carrels	47
Puzzle Metal Base Tables	48
Benchmark Wood Tables	49
Power Up Table	50

Desks

MODULAR CIRCULATION DESKS

Design Line Circulation Desks	51
Bookmark	53
Metro	58
Lexington	60
Charleston	62
Heritage	64
Malibu	66
Puzzle	68
Keystone	70
Circulation Desk End Panels & Transactions Tops	72

DISPLAY

SHELVING

21-SERIES WOOD CONSTRUCTION

DESIGN LINES

Bookmark & Design Lines	80
Malibu	89
Metro	96
Twist	103
Lexington	110
Charleston	117
Heritage	124
Puzzle	131
21-Series Shelf Options	132
Roundhouse	134
Drift	135

31-SERIES STEEL FRAME CONSTRUCTION

31 Series Steel Frame Construction	139
31-Series Accessories	150

11-SERIES WOOD, HPL, MELAMINE

Benchmark	151
End Panels for Steel Cantilever Shelving	158
Bookmark	158
Definitions	159
Metro	160
Twist	161
Lexington	162
Charleston	163
Heritage	164
Malibu	165
Puzzle	166
Canopy Tops for Steel Shelving	167
Accessories	171

Table of Non-Contents

What's NOT In Here

Prices and specs for these items are NOT in here...

You can find general specifications and pricing on the following items in the Anyspace Collection Spec Book - Pricer, elements Pricer, transition Personal Trainer or give us a call...we'd be delighted to talk to you!

Chairs & Stools

METAL CONSTRUCTION

Blitz
Slide
Bella
Platform
Romak
Phoenix - discontinued

WOOD CONSTRUCTION

Benchmark (KS)
Cambridge

ALTERNATIVE

Blox
Squibbles
Fred
Toadstool
Push POP
Carlo
RoJon
Shroom
Bookmark (Bench)
Rocky
Primetime
Halftime
Gizmo
Vector

Lounge

Engage
Shirley
Duo Lounge
Duo Café Counter
Duo Connector Stool
Duo Ottoman
Deuce Lounge
Deuce Café Counter
Ad Lib

Ottomen

Timeout (Now Full Time Crescent)
Full Time
Full Time Halfback

Tables

WOOD BASE

Stellar
Clover

METAL BASE

Malibu
OTZ
GTX
Vector
Vector Wave
Alba
Alba "Wing"
Asterix - discontinued
Vortex - discontinued
Trix
Rockford

METAL BASE - T-BASE

Stance
Milestone
Rally
Derby
Eclipse
Technix

METAL BASE - CAFÉ/PEDESTAL BASE

Milestone X-base
Stance X-base
Orbit
Rally X-base
Eclipse X-base

METAL BASE - TEAM TABLES

Alba Fin
Rockford Pick

OCCASIONAL TABLES

Classica
Replay
Timetable
Vector
Me2 - discontinued
Bookmark
Lexington
Metro

Media Stations

COMPUTER TABLES

Cirrus
Radius - discontinued
WCT
WCT Panel
Matrix

INTERACTIVE TABLES

Crayon Table
Downtown Table

Desks

INFO DESKS

Nomad
Domino
Milan
Wingman
Interact
Scholar
GTX Desk
Timmy

Accessories

Surfboard
Surfboard Mounting Brackets

elements
by mediatechnologies
transition
stax

mediatechnologies®

Terms & Conditions

Prices: All prices are F.O.B. the factory. Prices and specifications are subject to change without notice. Prices do not include applicable taxes, special handling or installation charges. Possession of a price list is not an offer to or agreement to sell. We reserve the right to change prices without notice. We are not responsible for typographical errors. In the event a price or description is found to be incorrect, the correct information will be communicated to you when the order is received.

Credit Terms: Open account status is only granted after a completed credit application is received and approved.

Payment Terms: Terms for open account are net 30 days. Terms for orders without open account will be determined by Silver Street, Incorporated on an order-by-order basis and may require prepayment or a 50% deposit with order and the balance prepaid before shipment.

Orders: Orders must be in writing. Faxed orders are acceptable. Processing of orders will not begin until a signed acknowledgement is received.

Acknowledgements: Orders are accepted, manufactured and invoiced based on written acknowledgements issued by Silver Street, Incorporated. All orders are considered correct as acknowledged. Notify Silver Street, Incorporated immediately of any order discrepancies. Acknowledged orders may not be changed or cancelled without written consent from Silver Street, Incorporated.

Changes to orders: Changes to orders already in process may be subject to a fee covering the cost to make the requested change. If a fee is necessary a written authorization of acceptance will be required. All requests for changes are subject to approval by Silver Street, Incorporated.

Cancellation of orders: All orders received by Silver Street, Incorporated are considered firm and cannot be cancelled without our approval. A cancellation fee may be required based upon cost incurred by Silver Street, Incorporated prior to receipt of a cancellation request.

Returns: Returns are not accepted without a Return Goods Authorization issued by Silver Street, Incorporated. Unauthorized returns will not be accepted. Returns may be subject to a restocking fee.

Shipping Terms: All orders will be shipped F.O.B. shipping point with freight charged collect. Shipping weights listed are net.

Routing: Shipments will be routed "best way" or as specified. Instructions will be followed as closely as possible, however, Silver Street, Incorporated reserves the right to make changes due to local conditions or other circumstances.

Freight Damage: Legal title to merchandise passes to the buyer upon acceptance by the carrier. All cartons must be carefully inspected at the time of delivery. Visible damage should be noted on the delivery receipt. In the case of concealed damage, the carrier must be notified within (5) days. It is the buyer's obligation to seek recourse against the shipper.

Shortages: Shipments should be inspected upon receipt for shortages. Shortages must be reported to Silver Street, Incorporated in writing within (5) days of receipt.

Shipping Address: mediatechnologies®
A division of Silver Street, Inc.
892 Industrial Park Drive
Shelby, MI 49455

Warranty: All items manufactured by Silver Street, Incorporated, home of mediatechnologies® and Benchmark™ library furniture, are guaranteed against defects for a period of five (5) years from the date of purchase.

We will repair or replace, in our discretion, any defective item without cost to our customer. This is customer's sole and exclusive remedy against us. No delay in shipment or delivery shall give rise to any liability for damages whatsoever. We are not liable for defects caused by customer or any third party. Customer is not authorized to make any repairs whatsoever or to deduct any amount from the purchase price. In no event shall our liability under this warranty exceed the purchase price. In no event shall we be liable for incidental, special or consequential damages. We disclaim all other warranties, express or implied, as to any matter whatsoever, including without limitation, quality, design, performance, specifications, samples, condition, merchantability and fitness for any particular purpose. No action may be commenced for breach of the warranty more than six months after the cause of action accrues and any such action may only be brought in the county of Oceana, State of Michigan.

Laminate: Our standard offering includes any currently available laminates from the following:



Premium patterns or surface finishes may be specified but will incur an upcharge. Call factory for more information.

Woods: Standard wood offering includes:

Oak

- Natural Oak
- Solar Oak
- Taj Oak
- Wild Cherry
- Cherry Loco
- English Oak
- Gentry Oak

Maple

- Natural Maple
- Ginger Maple
- Oiled Cherry
- Kingsley Maple
- Sunset Maple
- Spiced Maple
- Jewel Maple

Other woods are available. Call factory for more information.

Wood Finish: Modified acrylic urethane.

Powder Coat Colors

Group I

- 109 Cream
- 208 Putty
- 407 Stone
- 809 Silver
- 903 Black Wrinkle
- 912 Black

Group II

- 808 Nickel
- 501 Red
- 5003 Navy

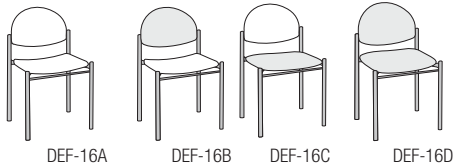
Definitions

General Specifications

Frame: The Definitions chair is constructed of 1 1/2" tubular steel on vertical pieces. The tops of the vertical tubes are capped with a rounded half sphere cap powder coated to match the frame. Horizontal tubes are 3/4" x 1" Frame is welded together.

Seat & Back: The separate seat and back are available in lacquered molded veneer plywood or upholstered with zipper-closed slipcovers over fabricated foam glued to molded plywood shells. Backs are mounted to frame via recessed metal bolts through the face of the seat back and are received by a decorative metal cap powder coated to match the chair frame.

Definitions								List Prices					
Model Number	Base	Seat	Back	Seat Hgt.	Wgt. (#'s)	COM Yd.	All Wood	Grade 1 COM	Grade 2	Grade 3	Grade 4	Grade 5	Grade 6
DEF-16A	Post	Wood	Wood	16"	22	N/A	719				* ALL WOOD *		
DEF-16B	Post	Wood	Uph	16"	22	3-Feb	N/A	728	760	793	799	833	869
DEF-16C	Post	Uph	Wood	16"	22	3-Feb	N/A	728	760	793	799	833	869
DEF-16D	Post	Uph	Uph	16"	22	1	N/A	728	760	793	799	833	869



Minimum Order Quantity: 10 Pieces per line item

General Specifications - Bookmark Seating

Frame: Chair frame is solid oak. All joints are double doweled and critical joints are additionally reinforced with countersunk bolts and steel cross dowels. Chairs are also reinforced with solid wood corner blocks under the seat. An oak stretcher spans between each front and rear leg pair and two oak stretchers span between the front-to-rear stretchers.

Post Leg: Rear legs are steam bent and extend from floor to top of back.

Sled Base: Legs are sled base style with a lower rail abutting the rear legs and under the front legs. Rear legs are steam bent and extend from floor to top of back.

Two-Position Base: Legs are sled base style with a center rail abutting the base of the legs. Frame is to be shaped to allow chair to sit in standard sitting position and a tilted back position.

Chair back: All-wood back is composed of two gently curved pieces, the upper of which is arched. Upholstered back is a single curved piece arched across the top.

Seat: All-wood seat is saddled. Upholstered seat uses a hardwood frame with a spring suspended support mesh and high density foam cushion.

Overall dimensions:

19"W x 22"D x 33"H; seat height: 18", seat depth: 19".

Juvenile Model Number	Seat Hgt.	Seat Dpth.	Seat Wdth.	Overall Ht.	Overall Dpth.	Overall Wdth.	Wgt. (#'s)	COM Yd.	List Prices							
									Wood	Grade 1 COM	Grade 2	Grade 3	Grade 4	Grade 5	Grade 6	
BM-16A	16"	13.5"	16.25"	28.75"	17"	16"	22	N/A	\$391							* Wood *
BM-16B	16"	13.5"	16.25"	28.75"	17"	16"	22	1/2	N/A	\$444	\$453	\$460	\$482	\$503	\$524	
BM-16C	16"	13.5"	16.25"	28.75"	17"	16"	22	2/3	N/A	\$455	\$468	\$482	\$494	\$507	\$520	
BM-16D	16"	13.5"	16.25"	28.75"	17"	16"	22	7/8	N/A	\$520	\$543	\$568	\$591	\$614	\$638	



BM-16A



BM-16B



BM-16C



BM-16D

Juvenile Model Number	Seat Hgt.	Seat Dpth.	Seat Wdth.	Overall Ht.	Overall Dpth.	Overall Wdth.	Wgt. (#'s)	COM Yd.	List Prices							
									Wood	Grade 1 COM	Grade 2	Grade 3	Grade 4	Grade 5	Grade 6	
BM-SB16A	16"	13.5"	16.25"	28.75"	17"	16"	23	N/A	\$390							* Wood *
BM-SB16B	16"	13.5"	16.25"	28.75"	17"	16"	23	1/2	N/A	\$444	\$453	\$460	\$482	\$484	\$495	
BM-SB16C	16"	13.5"	16.25"	28.75"	17"	16"	23	2/3	N/A	\$455	\$468	\$482	\$494	\$510	\$525	
BM-SB16D	16"	13.5"	16.25"	28.75"	17"	16"	23	7/8	N/A	\$520	\$543	\$568	\$591	\$615	\$640	



BM-SB16A



BM-SB16B



BM-SB16C



BM-SB16D

Juvenile Model Number	Seat Hgt.	Seat Dpth.	Seat Wdth.	Overall Ht.	Overall Dpth.	Overall Wdth.	Wgt. (#'s)	COM Yd.	List Prices							
									Wood	Grade 1 COM	Grade 2	Grade 3	Grade 4	Grade 5	Grade 6	
BMR-SB16A	15.5"	14"	14.25"	27.5"	18.25"	16"	23	N/A	\$505							* Wood *
BMR-SB16B	15.5"	14"	14.25"	27.5"	18.25"	16"	23	1/2	N/A	\$588	\$598	\$609	\$622	\$635	\$647	
BMR-SB16C	15.5"	14"	14.25"	27.5"	18.25"	16"	23	2/3	N/A	\$588	\$600	\$615	\$630	\$645	\$659	
BMR-SB16D	15.5"	14"	14.25"	27.5"	18.25"	16"	23	7/8	N/A	\$630	\$663	\$692	\$718	\$745	\$771	



BMR-SB16A



BMR-SB16B



BMR-SB16C

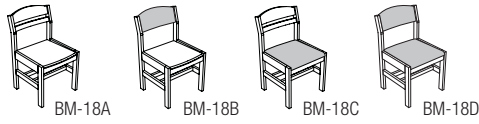


BMR-SB16D

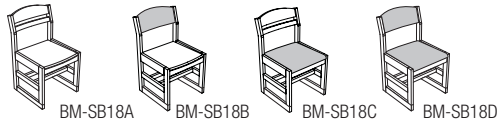
Bookmark

Wood Base Chairs

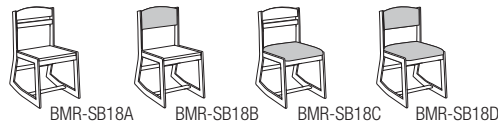
Model Number	Base	Seat	Back	Seat Hgt.	Wgt. (#'s)	COM Yd.	All Wood	List Prices					
								Grade 1 COM	Grade 2	Grade 3	Grade 4	Grade 5	Grade 6
BM-18A	Post	Wood	Wood	18"	26	N/A	\$391			* ALL WOOD *			
BM-18B	Post	Wood	Uph	18"	26	1/2	N/A	\$444	\$453	\$460	\$482	\$496	\$511
BM-18C	Post	Uph	Wood	18"	26	2/3	N/A	\$455	\$468	\$482	\$494	\$510	\$523
BM-18D	Post	Uph	Uph	18"	26	7/8	N/A	\$520	\$543	\$568	\$591	\$623	\$648



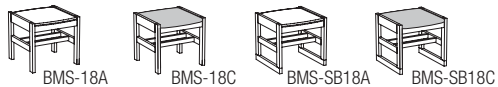
Model Number	Base	Seat	Back	Seat Hgt.	Wgt. (#'s)	COM Yd.	All Wood	List Prices					
								Grade 1 COM	Grade 2	Grade 3	Grade 4	Grade 5	Grade 6
BM-SB18A	Sled	Wood	Wood	18"	27	N/A	\$391			* ALL WOOD *			
BM-SB18B	Sled	Wood	Uph	18"	27	1/2	N/A	\$444	\$453	\$460	\$482	\$494	\$508
BM-SB18C	Sled	Uph	Wood	18"	27	2/3	N/A	\$455	\$468	\$482	\$494	\$513	\$528
BM-SB18D	Sled	Uph	Uph	18"	27	7/8	N/A	\$520	\$543	\$568	\$591	\$626	\$652



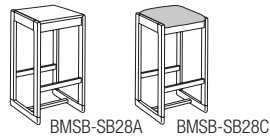
Model Number	Base	Seat	Back	Seat Hgt.	Wgt. (#'s)	COM Yd.	All Wood	List Prices					
								Grade 1 COM	Grade 2	Grade 3	Grade 4	Grade 5	Grade 6
BMR-SB18A	2 Pos	Wood	Wood	17.5"	27	N/A	\$505			* ALL WOOD *			
BMR-SB18B	2 Pos	Wood	Uph	17.5"	27	1/2	N/A	\$588	\$598	\$609	\$622	\$645	\$668
BMR-SB18C	2 Pos	Uph	Wood	17.5"	27	2/3	N/A	\$588	\$600	\$626	\$630	\$645	\$659
BMR-SB18D	2 Pos	Uph	Uph	17.5"	27	7/8	N/A	\$630	\$663	\$692	\$718	\$745	\$771



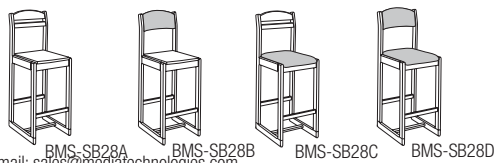
Model Number	Base	Seat	Back	Seat Hgt.	Wgt. (#'s)	COM Yd.	All Wood	List Prices					
								Grade 1 COM	Grade 2	Grade 3	Grade 4	Grade 5	Grade 6
BMS-18A	Post	Wood	N/A	18"	18	N/A	\$368			* ALL WOOD *			
BMS-18C	Post	Uph	N/A	18"	18	2/3	N/A	\$424	\$438	\$447	\$458	\$470	\$480
BMS-SB18A	Sled	Wood	N/A	18"	19	N/A	\$368			* ALL WOOD *			
BMS-SB18C	Sled	Uph	N/A	18"	19	2/3	N/A	\$424	\$438	\$447	\$458	\$471	\$482



Model Number	Base	Seat	Back	Seat Hgt.	Wgt. (#'s)	COM Yd.	All Wood	List Prices					
								Grade 1 COM	Grade 2	Grade 3	Grade 4	Grade 5	Grade 6
BMSB-SB28A	Sled	Wood	N/A	28"	19	N/A	\$402			* ALL WOOD *			
BMSB-SB28C	Sled	Uph	N/A	28"	19	2/3	N/A	\$487	\$498	\$509	\$522	\$535	\$547



Model Number	Base	Seat	Back	Seat Hgt.	Wgt. (#'s)	COM Yd.	All Wood	List Prices					
								Grade 1 COM	Grade 2	Grade 3	Grade 4	Grade 5	Grade 6
BMS-SB28A	Sled	Wood	Wood	28"	25	N/A	\$494			* ALL WOOD *			
BMS-SB28B	Sled	Wood	Uph	28"	25	1/2	N/A	\$550	\$589	\$597	\$606	\$614	\$623
BMS-SB28C	Sled	Uph	Wood	28"	25	2/3	N/A	\$582	\$592	\$608	\$622	\$636	\$649
BMS-SB28D	Sled	Uph	Uph	28"	25	7/8	N/A	\$654	\$680	\$705	\$728	\$751	\$774



mediatechnologies®

email: sales@mediatechnologies.com

General Specifications - Bookmark Seating

Frame: Frame is solid red oak or maple. All joints are double doweled and critical joints are additionally reinforced with countersunk bolts and steel cross dowels. Chairs are also reinforced with solid wood corner blocks under the seat.

Post Leg: Base is post leg style and each leg receives a chrome tack glide. An oak stretcher spans between each front and rear leg pair and two oak stretchers span between the front-to-rear stretchers.

Sled Base: Legs are sled base style with a lower rail abutting the rear legs and under the front legs. An oak stretcher spans between each front and rear leg pair and two oak stretchers span between the front-to-rear stretchers.

Two-Position Base: Legs are sled base style with a lower rail abutting the rear legs and under the front legs. Rear legs are steam bent and extend from floor to top of back. An oak stretcher spans between each front and rear leg pair and two oak stretchers span between the front-to-rear stretchers. Frame base is angled at the back to allow for two seated positions, one in the standard position and the other in the leaning back position.

Chair back: All-wood back is composed of one solid wood contoured back and is doweled and glued to vertical upright posts. Upholstered back is a single curved wood piece wrapped in high density foam. Upholstered backs are attached to chair frame via four lag bolts through the frame into the solid wood back component.

Seat: All-wood seat is saddled. Upholstered seat uses a hardwood frame with a spring suspended support mesh and high density foam cushion.

Overall dimensions: 19"W x 22"D x 33"H;
seat height: 18", seat depth: 19".

Juvenile Model Number	Seat Hgt.	Seat Dpth.	Seat Wdth.	Overall Ht.	Overall Dpth.	Overall Wdth.	Wgt. (#'s)	COM Yd.	All Wood	List Prices					
										Grade 1 COM	Grade 2	Grade 3	Grade 4	Grade 5	Grade 6
K-16A	16"	14"	14.25"	27"	17"	16"	19	N/A	\$375	* ALL WOOD *					
K-16B	16"	14"	14.25"	27"	17"	16"	19	1/2	N/A	\$446	\$459	\$471	\$482	\$493	\$505
K-16C	16"	14"	14.25"	27"	17"	16"	19	2/3	N/A	\$451	\$466	\$478	\$490	\$503	\$515
K-16D	16"	14"	14.25"	27"	17"	16"	19	7/8	N/A	\$504	\$527	\$552	\$577	\$600	\$625



Juvenile Model Number	Seat Hgt.	Seat Dpth.	Seat Wdth.	Overall Ht.	Overall Dpth.	Overall Wdth.	Wgt. (#'s)	COM Yd.	All Wood	List Prices					
										Grade 1 COM	Grade 2	Grade 3	Grade 4	Grade 5	Grade 6
K-SB16A	16"	14"	14.25"	27"	17"	16"	20	N/A	\$375	* ALL WOOD *					
K-SB16B	16"	14"	14.25"	27"	17"	16"	20	1/2	N/A	\$446	\$459	\$471	\$482	\$493	\$505
K-SB16C	16"	14"	14.25"	27"	17"	16"	20	2/3	N/A	\$451	\$466	\$478	\$490	\$503	\$515
K-SB16D	16"	14"	14.25"	27"	17"	16"	20	7/8	N/A	\$504	\$527	\$552	\$577	\$600	\$625



Juvenile Model Number	Seat Hgt.	Seat Dpth.	Seat Wdth.	Overall Ht.	Overall Dpth.	Overall Wdth.	Wgt. (#'s)	COM Yd.	All Wood	List Prices					
										Grade 1 COM	Grade 2	Grade 3	Grade 4	Grade 5	Grade 6
KR-SB16A	15.5"	14"	14.25"	27"	18.25"	16"	21	N/A	\$441	* ALL WOOD *					
KR-SB16B	15.5"	14"	14.25"	27"	18.25"	16"	21	1/2	N/A	\$527	\$537	\$547	\$561	\$577	\$591
KR-SB16C	15.5"	14"	14.25"	27"	18.25"	16"	21	2/3	N/A	\$527	\$539	\$550	\$565	\$582	\$597
KR-SB16D	15.5"	14"	14.25"	27"	18.25"	16"	21	7/8	N/A	\$594	\$617	\$641	\$666	\$693	\$719



Juvenile Model Number	Seat Hgt.	Seat Dpth.	Seat Wdth.	Overall Ht.	Overall Dpth.	Overall Wdth.	Wgt. (#'s)	COM Yd.	All Wood	List Prices					
										Grade 1 COM	Grade 2	Grade 3	Grade 4	Grade 5	Grade 6
KS-16A	16"	13.5"	16"	19"	19"	16.5"	18	N/A	\$384	* ALL WOOD *					
KS-16C	16"	13.5"	16"	19"	19"	16.5"	18	1/2	N/A	\$458	\$471	\$482	\$496	\$511	\$526



Benchmark

Wood Base Chairs

Model Number	Base	Seat	Back	Seat Hgt.	Wgt. (#'s)	COM Yd.	All Wood	List Prices						
								Grade 1 COM	Grade 2	Grade 3	Grade 4	Grade 5	Grade 6	
K-18A	Post	Wood	Wood	17.5"	24	N/A	\$375		* ALL WOOD *					
K-18B	Post	Wood	Uph	17.5"	24	1/2	N/A	\$446	\$459	\$471	\$482	\$493	\$505	
K-18C	Post	Uph	Wood	17.5"	24	2/3	N/A	\$451	\$466	\$478	\$490	\$503	\$515	
K-18D	Post	Uph	Uph	17.5"	24	7/8	N/A	\$504	\$527	\$552	\$577	\$600	\$625	



K-18A



K-18B



K-18C



K-18D

Model Number	Base	Seat	Back	Seat Hgt.	Wgt. (#'s)	COM Yd.	All Wood	List Prices						
								Grade 1 COM	Grade 2	Grade 3	Grade 4	Grade 5	Grade 6	
K-SB18A	Sled	Wood	Wood	17.5"	25	N/A	\$375		* ALL WOOD *					
K-SB18B	Sled	Wood	Uph	17.5"	25	1/2	N/A	\$446	\$459	\$471	\$482	\$493	\$505	
K-SB18C	Sled	Uph	Wood	17.5"	25	2/3	N/A	\$451	\$466	\$478	\$490	\$503	\$515	
K-SB18D	Sled	Uph	Uph	17.5"	25	7/8	N/A	\$504	\$527	\$552	\$577	\$600	\$625	



K-SB18A



K-SB18B



K-SB18C



K-SB18D

Model Number	Base	Seat	Back	Seat Hgt.	Wgt. (#'s)	COM Yd.	All Wood	List Prices						
								Grade 1 COM	Grade 2	Grade 3	Grade 4	Grade 5	Grade 6	
KR-SB18A	2 Pos	Wood	Wood	17.5"	28	N/A	\$441		* ALL WOOD *					
KR-SB18B	2 Pos	Wood	Uph	17.5"	28	1/2	N/A	\$527	\$537	\$547	\$561	\$577	\$591	
KR-SB18C	2 Pos	Uph	Wood	17.5"	28	2/3	N/A	\$527	\$539	\$550	\$565	\$582	\$597	
KR-SB18D	2 Pos	Uph	Uph	17.5"	28	7/8	N/A	\$594	\$617	\$641	\$666	\$693	\$719	



KR-SB18A



KR-SB18B



KR-SB18C



KR-SB18D

Model Number	Base	Seat	Back	Seat Hgt.	Wgt. (#'s)	COM Yd.	All Wood	List Prices						
								Grade 1 COM	Grade 2	Grade 3	Grade 4	Grade 5	Grade 6	
KS-18A	Post	Wood	Wood	17.5"	22	N/A	\$384		* ALL WOOD *					
KS-18C	Post	Uph	Wood	17.5"	22	1/2	N/A	\$458	\$471	\$482	\$496	\$511	\$526	



KS-18A



KS-18C

Model Number	Base	Seat	Back	Seat Hgt.	Wgt. (#'s)	COM Yd.	All Wood	List Prices						
								Grade 1 COM	Grade 2	Grade 3	Grade 4	Grade 5	Grade 6	
KS-30A	Post	Wood	Wood	30"	29	N/A	\$482		* ALL WOOD *					
KS-30C	Post	Uph	Wood	30"	29	1/2	N/A	\$549	\$565	\$581	\$595	\$621	\$648	



KS-30A



KS-30C

mediatechnologies®

General Specifications

Frame: Solid hardwood – clear white ash. All frame members are joined using dowel and/or mortise and tenon joinery. Back rails are curved; upper rail features a decorative square cutout. Seat support rails are arched. Back legs are continuous top to bottom and gently arched.

Seat:

Upholstered. High-density foam core, ½” plywood seat support.

Overall dimensions: 19”W x 24.5”D x 42”H (18”SH)

Model Number	Base	Seat	Back	Seat Hgt.	Wgt. (#'s)	COM Yd.	List Prices							
							All Wood	Grade 1 COM	Grade 2	Grade 3	Grade 4	Grade 5	Grade 6	
MET-18A	Post	Wood	Wood	18”	19	2/3	\$744							
MET-18C	Post	uph	Wood	18”	19	2/3	n/a	\$808	\$824	\$843	\$860	\$894	\$930	



MET-18C

Princeton

General Specifications

Frame: Solid oak. All frame members are joined using dowel and/or mortise and tenon joinery. Back legs are steam bent and continuous to top of back. Seven vertical slats run between lower and upper back rails..

Seat: Solid oak, saddled.

Overall dimensions: 17-5/8”W x 21-3/8”D x 35”H (18”SH)

Model Number	Base	Seat	Back	Seat Hgt.	Wgt. (#'s)	COM Yd.	List Prices							
							All Wood	Grade 1 COM	Grade 2	Grade 3	Grade 4	Grade 5	Grade 6	
PR-18A	Post	Wood	Wood	18”	24	N/A	\$576				* ALL WOOD *			
PR-18C	Post	Uph	Wood	18”	24	2/3	N/A	\$694	\$710	\$726	\$743	\$759	\$777	



PR-18A



PR-18C

General Specifications

Seat: Seat is a formed veneered plywood shell. Optional HPL shell is also available. Mounting hardware that secures shell to frame is screwed to the underside of the shell.

Frame: Frame and leg sets are constructed of wood and are available in veneer or laminate finish. Legs are fitted with nickel-plated glides.

See mediatechnologies finish and color guide for finish options.

Model Number	Base	Seat	Back	Seat Hgt.	Wgt. (#'s)	List Price
GE-18A	Post	Veneer	Veneer	18"		\$577
GE-18AM	Post	Veneer	Veneer	18"		\$577
GE-18L	Post	Laminate	Laminate	18"		\$577



Heritage

General Specifications

Chair: Heritage Rocking chairs are constructed of solid oak. Chair uses a "swelled joint construction", which is a technique that allows for changes in moisture to create an interlocking joinery without the use of screws or glue. Seat is made of solid oak strips that are double scooped to create maximum comfort. There are three cross members that connect to the vertical posts on the front and sides of the chair. The rear of the chair under the seat is constructed with two cross members. Above the seat there are two large cross members, which also support the vertical rails of the back. The curved base pieces are attached to chair frame via a locking joinery and a nail.

Double Scoop Seat 16" x 21" x 15 3/4"H
Overall Back 41 1/2"

Heritage Jr.

General Specifications

Chairs: Heritage Rocking chairs are constructed of solid oak. Chair uses a "swelled joint construction", which is a technique that allows for changes in moisture to create an interlocking joinery without the use of screws or glue. Seat is made of solid oak strips that are double scooped to create maximum comfort. There are two cross members that connect to the vertical posts on the front and sides of the chair. The rear of the chair under the seat is constructed with two cross members. Above the seat there are three cross members, which also support the vertical rails of the back. The curved base pieces are attached to chair frame via a locking joinery and a nail.

Double Scoop Seat 13" x 16" x 12"H
Overall Back 31"

Model Number	Base	Seat	Back	Seat Hgt.	Wgt. (#'s)	List Price
HR	Rocker	Wood	Wood	15.75"	42	\$544
HRJ	Rocker	Wood	Wood	12"		\$365



HR



HRJ

General Specifications - Carlo

Seat: seat is available as 15" diameter 1" thick Baltic Birch Ply with exposed edges or as a fully upholstered 15" diameter seat with an engineered wood base with 2" high-density upholstery foam. Seat and base are fastened with wood screws. See mediatechnologies website for fabric selection options.

Leg and Base: legs are 14-gauge, 1-1/4" square powder coated steel tube welded to a 3/16" thick round steel base mounting plate. Legs are tied together with a 1/4" diameter ring welded to each leg. Each leg is capped and fitted with levelling glides or casters on the -MOB model. See mediatechnologies finish and color guide for finish options.

Model Number	Base	Seat	Back	Seat Hgt.	Wgt. (#'s)	COM Yd.	List Prices							
							All Wood	Grade 1 COM	Grade 2	Grade 3	Grade 4	Grade 5	Grade 6	
CR-18A	4 Post	Wood	N/A	18"	12	N/A	\$317							
CR-18C	4 Post	Uph	N/A	18"	12	2/3	N/A	\$353	\$375	\$387	\$429	\$472	\$514	
CR-18A-MOB	5 Post/ Casters	Wood	N/A	18"	16	N/A	\$372							
CR-18C-MOB	5 Post/ Casters	Uph	N/A	18"	16	2/3	N/A	\$400	\$422	\$435	\$477	\$519	\$560	
CRS-25A	4 Post	Wood	N/A	25"	15	N/A	\$417							
CRS-25C	4 Post	Uph	N/A	25"	15	2/3	N/A	\$443	\$463	\$477	\$519	\$560	\$603	
CRS-31A	4 Post	Wood	N/A	31"	16	N/A	\$443							
CRS-31C	4 Post	Uph	N/A	31"	16	2/3	N/A	\$480	\$500	\$513	\$555	\$604	\$656	



CR-18A



CR-18C



CR-18A-MOB



CR-18C-MOB



CRS-25A



CR-25C



CRS-31A



CRS-31C

Bookmark Bookstack Seats

General Specifications

End Panels: End panels are 1" nine ply hardwood plywood. All exposed edges are banded with 1/8" solid red oak with edges and corners radiused 1/8". Threaded metal inserts are embedded into the top and the bottom of the end panels to facilitate attachment of the cornice top and base shelf.

Cornice Top: The cornice top panel is 3/4" thick engineered wood with select oak veneer face. The front edge is banded with 1/8" solid red oak. The cornice rail 1" x 2-1/4" and is inset 1/8" from the front edge. The cornice is glued and bolted to the end panels. The top is fitted with a 2" thick seat cushion.

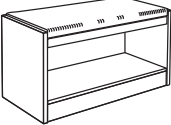
Base Shelf: The base shelf is 3/4" thick engineered wood with select oak veneer face and 1/8" solid red oak front band. The bottom shelf is attached with two screws.

Toe Assembly: The toe assembly is a 4" frame with 1" nine ply plywood face and side rails. The toe assembly is bolted to the end and intermediate panels using 5/16"-18 machine bolts.

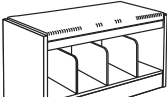
Back: A 3/4" thick back is screwed and glued to the assembly providing support for the top.

Seat Cushion: The seat cushion is made up of 2" high density foam over 1/2" plywood and attached to the cornice top with screws. Fabric is COM.

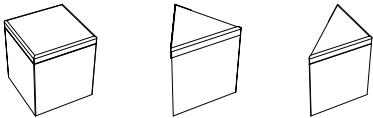
Mobile Option: A steel chassis is fit to the inside of the toe assembly. The caster assembly is attached to the end panel with 5/16-18 machine bolts. The steel chassis provides formed flanges under the toe and end panels for extra support. The casters are 2" diameter, non locking. The mobile bookcase sits 1/2" off the floor. To specify: add -MOB to the item number.

Bookstack Seats	Model Number	Description	Wgt.	List Price
	21-1812BS	18"H X 37"W X 12"D Stationary	48	\$942
	21-1816BS	18"H X 37"W X 16"D Stationary	58	\$1,041
	21-1816BS-MOB	18"H X 37"W X 16"D Mobile	73	\$1,231
	21-1812BS-24	18"H X 24"W X 12"D Stationary	39	\$754
	21-1816BS-24	18"H X 24"W X 16"D Stationary	47	\$841

21-1812BS

Picture Book	Model Number	Description	Wgt.	List Price
	21-1812PBS	18"H X 37"W X 12"D Stationary	51	\$1,016
	21-1816PBS	18"H X 37"W X 16"D Stationary	61	\$1,118
	21-1816PBS-MOB	18"H X 37"W X 16"D Mobile	79	\$1,310

21-1812PBS

Corner Modules	Model Number	Description	Wgt.	List Price
	21-1616SCM	18"H X 16"W X 16"D Stationary Square Corner Module	27	\$770
	21-161660CM	18"H X 16"W Stationary 60-60-60 Corner Module	20	\$762
	21-161645CM	18"H X 16"W Stationary 45-45-60 Corner Module	22	\$762

21-1616SCM

21-161660CM

21-161645CM

General Specifications


Frame: Seating frame is solid wood. All joints are double doweled and critical joints are additionally reinforced with countersunk bolts and steel cross dowels. A straight solid wood stretcher spans between each front and rear leg pair near the base of the frame and an arched stretcher at the top of the frame, which is capped with a 3" wide curved solid wood cap. There are also two solid wood stretchers span between each end frame, of which the front stretchers supports the seat cushion. There is a third stretcher that spans the frames and supports the back of the seat cushion.

Cushion: Interior seat construction consists of sheet webbing stretched and stapled securely to the seat frame. The seat is attached to the frame by four screws from the underside. The interior back construction consists of 3 1/2" wide strips of polypropylene webbing stretched and stapled to the back frame.

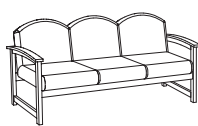
Model Number	Base	Seat	Back	Seat Hgt.	Wgt.	COM Yd.	List Prices					
							Grade 1 COM	Grade 2	Grade 3	Grade 4	Grade 5	Grade 6
BL-3226	Post	Uph	Uph	16"	51	2 1/4	\$1,229	\$1,294	\$1,360	\$1,429	\$1,499	\$1,569
BL-3248	Post	Uph	Uph	16"	81	4 1/2	\$1,250	\$2,004	\$2,139	\$2,274	\$2,408	\$2,543
BL-3269	Post	Uph	Uph	16"	108	6 3/4	\$2,700	\$2,879	\$3,085	\$3,286	\$3,487	\$3,688



BL-3226



BL-3248



BL-3269

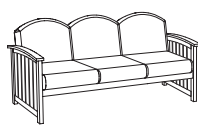
Model Number	Base	Seat	Back	Seat Hgt.	Wgt.	COM Yd.	List Prices					
							Grade 1 COM	Grade 2	Grade 3	Grade 4	Grade 5	Grade 6
BLS-3226	Slat	Uph	Uph	16"	60	2 1/4	\$1,370	\$1,432	\$1,499	\$1,566	\$1,633	\$1,700
BLS-3248	Slat	Uph	Uph	16"	89	4 1/2	\$2,021	\$2,143	\$2,278	\$2,411	\$2,545	\$2,678
BLS-3269	Slat	Uph	Uph	16"	119	6 3/4	\$2,842	\$3,026	\$3,226	\$3,429	\$3,632	\$3,836



BLS-3226



BLS-3248



BLS-3269

Baron Lounge Seating

General Specifications

General Construction: Hardwood members are doweled and glued. Additional reinforcement at critical joints is provided with steel brackets or welded tabs and screws.

Legs: Legs are solid [specify oak or maple], 3" square in section. The bottom of each leg is capped with a 3 1/4" square x 1/4" steel plate, centered on the bottom of the leg and allowing for passage of a leveling glide. Rear legs are taller than front legs.

Chair back and seat: Upholstered foam cushion interior. Fabric must be specified. Seat cushion rests on a 1" plywood platform that is attached to the side panels and a back support rail. Rear cushion is vertical in profile for the first 4" above the seat and then slopes back for comfort. Upper portion of back cushion extends over the back panel.

Arms: Chair arms are flat hardwood members. Front of arm rests on an exposed powder coat finished 1 1/2" diameter steel post attached to the top of each front leg. Rear of the arm rests on the top of the rear leg.

Steel front seat support: The front of the seat is supported by a 1" x 2" rectangular steel tube running between the front legs. Tube is exposed and powder coat finished.

Side Panels: Side panels are structural frames using 3"W hardwood rails that are doweled into front and rear legs and a panel running between the rails that shows finished matching hardwood veneer face, flush to the inside face of the rails. Outer face of the panel is flush to the outside of the rails and legs may be specified as either hardwood veneer or upholstered cushion. Fabric must be specified if upholstered option is chosen.

Back Panel: 1-3/16" thick engineered wood panel running between the rear legs and above the arms.

Overall dimensions: 32"W x 30"D x 36"H; seat height: 17-3/4", seat depth: 20-1/4".

Model Number	Base	Seat	Back	Seat Hgt.	Wgt.	COM Yd.	Grade 1 COM	List Prices					
								Grade 2	Grade 3	Grade 4	Grade 5	Grade 6	
BR-3231	Wood	Uph	Uph	16"	95	2 1/2	\$1,868	\$1,916	\$1,939	\$1,954	\$1,971	\$1,986	
BR-3255	Wood	Uph	Uph	16"	145	5	\$2,720	\$2,800	\$2,827	\$2,856	\$2,884	\$2,913	



BR-3231




BR-3255

Model Number	Base	Seat	Back	Seat Hgt.	Wgt.	COM Yd.	Grade 1 COM	List Prices					
								Grade 2	Grade 3	Grade 4	Grade 5	Grade 6	
BRU-3231	Uph	Uph	Uph	16"	95	3 1/2	\$2,135	\$2,230	\$2,279	\$2,309	\$2,340	\$2,370	
BRU-3255	Uph	Uph	Uph	16"	145	6	\$2,983	\$3,111	\$3,159	\$3,207	\$3,254	\$3,302	



BRU-3231



RU-3255

General Specification

Table Top: Tops are 1-1/4" thick, three ply engineered wood construction with .050" high pressure laminate (HPL) and a phenolic backer sheet. The standard edge is 5/8" x 1-5/8" solid red oak with a 1/2" radius all around. Tops 60" and over are supported on the underside with a 15 gauge steel keel. **To specify veneer core: Add -V to the model number.**

Legs: The legs are 2-1/4" solid glued up red oak with a 3/8" radius on all long edges. They are attached to the top by means of a 5"x5/16" steel plate. The leg and the plate are joined by (2) 5/16-18 machine bolts, screwed into a 1/2" diameter barrel nut which is embedded in the leg. The steel plate is attached to the table top by (5) 5/16-18 machine bolts which screw into 5/16-18 metal inserts embedded in the top. Each leg is equipped with a levelling glide.

Tapered legs: Bookmark tables may be specified with 2-1/4" legs which taper to 1-1/2". Specification and attachment are the same as standard Bookmark. **To specify tapered legs: Add a 'T' to the model number (i.e. B3060TT).**

Optional apron: The optional apron is 3/4" x 2" with a 1/8" radius on the exposed edges. Aprons span the distance between the legs and are attached with #8 screws. **To specify apron: Add '-A' to the model number.**


Table height: The standard table height is 29". Other heights are available. **To specify height: Add height to the model number (i.e. -27 for 27" height).**


Edge treatments: B for Bookmark standard, BB for Bookmark bevel.


Specify: model number/edge/wood finish/laminate/height

All tables meet BIFMA standards.

Library Tables

Rectangle	Model Number	Description	Wgt.	List Price
	B2436T	24"W X 36"L Table	54	\$782
	B2436T-A	24"W X 36"L Table with apron	61	\$982
	B3060T	30"W X 60"L Table	86	\$1,120
	B3060T-A	30"W X 60"L Table with apron	96	\$1,297
	B3072T	30"W X 72"L Table	98	\$1,204
	B3072T-A	30"W X 72"L Table with apron	110	\$1,397
	B3660T	36"W X 60"L Table	98	\$1,204
	B3660T-A	36"W X 60"L Table with apron	110	\$1,398
	B4260T	42"W X 60"L Table	111	\$1,376
	B4260T-A	42"W X 60"L Table with apron	123	\$1,585
	B4860T	48"W X 60"L Table	123	\$1,375
	B4860T-A	48"W X 60"L Table with apron	136	\$1,602
	B3672T	36"W X 72"L Table	113	\$1,320
	B3672T-A	36"W X 72"L Table with apron	126	\$1,528
	B4272T	42"W X 72"L Table	128	\$1,527
	B4272T-A	42"W X 72"L Table with apron	142	\$1,750
	B4872T	48"W X 72"L Table	143	\$1,527
	B4872T-A	48"W X 72"L Table with apron	157	\$1,766
	B3690T	36"W X 90"L Table	136	\$1,561
	B3690T-A	36"W X 90"L Table with apron	151	\$1,821
B4290T	42"W X 90"L Table	155	\$1,821	
B4290T-A	42"W X 90"L Table with apron	170	\$2,098	
B4890T	48"W X 90"L Table	173	\$1,821	
B4890T-A	48"W X 90"L Table with apron	190	\$2,113	

Square	Model Number	Description	Wgt.	List Price
	B4242T	42"W X 42"L Table	85	\$1,143
	B4242T-A	42"W X 42"L Table with apron	95	\$1,313
	B4848T	48"W X 48"L Table	103	\$1,143
	B4848T-A	48"W X 48"L Table with apron	115	\$1,326

Round	Model Number	Description	Wgt.	List Price
	B0042T	42" Diameter Table	76	\$1,293
	B0042T-A	42" Diameter Table with apron	83	\$1,415
	B0048T	48" Diameter Table	92	\$1,293
	B0048T-A	48" Diameter Table with apron	102	\$1,430

Required to Order:
Part number including any options
Wood finish
Laminate

Options	How to Indicate	
	Tapered Legs	Add "T" to part number (B2436TT)
	Bevel Edge Detail	Add "B" to part number (BB2436T)
	Veneer Core Top	Add "-V" to part number (B2436T-V)
	Table Height	Add to part number (B2436T-27 for 27" high)

Notes: Tapered Leg Option - Add \$104 to List Price

Bookmark Wood Tables

General Specification

Table Top: Tops are 1-1/4" thick, three ply engineered wood construction with .050" high pressure laminate (HPL) and a phenolic backer sheet. The standard edge is 5/8" x 1-5/8" solid red oak with a 1/2" radius all around. Tops 60" and over are supported on the underside with a 15 gauge steel keel. **To specify veneer core: Add -V to the model number.**

Legs: The legs are 2-1/4" solid glued up red oak with a 3/8" radius on all long edges. They are attached to the top by means of a 5"x5/16" steel plate. The leg and the plate are joined by (2) 5/16-18 machine bolts, screwed into a 1/2" diameter barrel nut which is embedded in the leg. The steel plate is attached to the table top by (5) 5/16-18 machine bolts which screw into 5/16-18 metal inserts embedded in the top. Each leg is equipped with a levelling glide.

Tapered legs: Bookmark tables may be specified with 2-1/4" legs which taper to 1-1/2". Specification and attachment are the same as standard Bookmark. **To specify tapered legs: Add a 'T' to the model number (i.e. B3060TT).**

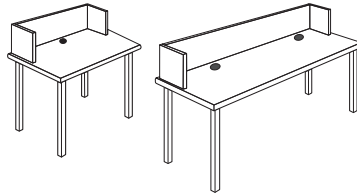
Optional apron: The optional apron is 3/4" x 2" with a 1/8" radius on the exposed edges. Aprons span the distance between the legs and are attached with #8 screws. **To specify apron: Add '-A' to the model number.**

Table height: The standard table height is 29". Other heights are available. **To specify height: Add height to the model number (i.e. -27 for 27" height).**

Edge treatments: **B** for Bookmark standard, **BB** for Bookmark bevel.

Specify: model number/edge/wood finish/laminate/height

All tables meet BIFMA standards.

Carrel Tables	Model Number	Description	Wgt.	Price
	B2436CT	24"D X 36"W, Bookmark Carrel Table	58	\$1,241
	B3036CT	30"D X 36"W, Bookmark Carrel Table	66	\$1,409
	B2472CT	24"D X 72"W, Bookmark Carrel Table	97	\$1,890
	B3072CT	30"D X 72"W, Bookmark Carrel Table	113	\$1,976

General Specification

Worksurface: 1-1/4" thick, three ply engineered wood construction with .050" high pressure laminate (HPL) and a phenolic backer sheet. The front edge is 5/8" x 1-5/8" solid red oak with a 1/2" radius all around. Tops 60" and over are supported on the underside with a 15 gauge steel keel. The standard height is 39". Other heights are available.

Legs: Legs are 1-5/8" solid glued up red oak and predrilled to receive shoulder screws. Each leg is equipped with an adjustable glide.

End/intermediate/back panels: Panels are 1", nine ply hardwood plywood with select red oak veneers on both faces. The top and bottom edges are banded with 1/8" solid red oak. Each panel is joined to a leg using Mod-eez clips.

Shelf: Storage shelf is 3/4" three ply engineered wood with red oak veneers on both faces. The front edge is banded with 1/8" solid red oak. The shelf is 10" deep.

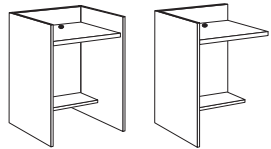
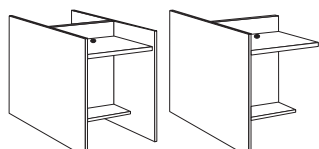
Carrel height: Standard carrel height is 48"; lower over all heights are available.

Modular design: mediatechnologies® carrels may be disassembled and reconfigured. Adder units are similar to initial units but substitute one intermediate panel for two end panels.

Edge treatments: **B** for Bookmark standard, **BB** for Bookmark bevel.

Specify: model number/edge/wood finish/laminate/height

All tables meet BIFMA standards.

Panel End Online Catalog Tables	Model Number	Description	Wgt.	Price
Single Faced 	BPE2836SOCT	Initial Catalog Table, 31"D X 36-7/8"W X 48"H	203	\$1,604
	BPE2848SOCT	Initial Catalog Table, 31"D X 50-3/8"W X 48"H	236	\$1,803
	BPE2836SOCTA	Catalog Table Adder, 31"D X 35-7/8"W X 48"H	155	\$1,205
	BPE2848SOCTA	Catalog Table Adder, 31"D X 49-3/8"W X 48"H	188	\$1,441
Double Faced 	BPE2836DOCT	Initial Catalog Table, 60"D X 36-7/8"W X 48"H	349	\$2,611
	BPE2848DOCT	Initial Catalog Table, 60"D X 50-3/8"W X 48"H	395	\$3,183
	BPE2836DOCTA	Catalog Table Adder, 60"D X 35-7/8"W X 48"H	253	\$1,937
	BPE2848DOCTA	Catalog Table Adder, 60"D X 49-3/8"W X 48"H	299	\$2,515

Bookmark Carrels

General Specifications - Post and Panel Carrels

Worksurfaces: 1-1/4" thick, three ply engineered wood construction with .050" high pressure laminate and a phenolic backer sheet. The front edge is 5/8" x 1-5/8" solid red oak with either **B**; a 1/2" radius top and bottom, or **BB**; a 1/2" bevel top and bottom. Worksurfaces are attached to the side and back panels with (3) steel brackets. Grommet (s) come standard.

Legs: Legs are 1-5/8" solid glued up red oak and pre-drilled to receive shoulder screws. Each leg is equipped with an adjustable glide.

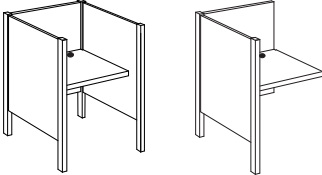
End / Intermediate / Back Panels: Panels are 1", nine ply hardwood plywood with select red oak veneers on both faces. The top and bottom edges are banded with 1/8" solid red oak. Each panel is joined to a leg using Mod-eez fasteners.

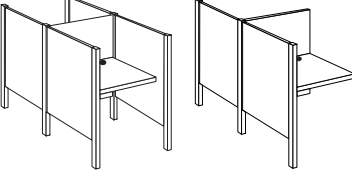
Worksurface Height: Standard worksurface height is 29". Other heights are available at no additional charge. **To specify adjustable height: Add -ADJ to model number.**

Panel, Overall Carrel Height: Standard carrel height is 48". 32" to 48" heights are available. To specify: Add to model number with P suffix (i.e. BPP2836QC-32P).

Modular Design: mediatechnologies® carrels may be disassembled and reconfigure. Adder units are similar to initial units but substitute one intermediate panel for two end panels.

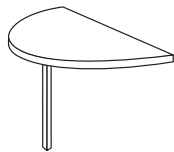
Edge Treatments: **B** for Bookmark Standard, **BB** for Bookmark Bevel

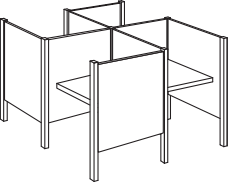
Post & Panel Carrels	Model Number	Description	Wgt.	Price
	BPP2836SSC	Initial carrel, 31"D X 36-7/8"W X 48"H	113	\$1,500
	BPP2848SSC	Initial carrel, 31"D X 50-3/8"W X 48"H	134	\$1,707
	BPP2836SSCA	Adder carrel, 31"D X 35-7/8"W X 48"H	89	\$998
	BPP2848SSCA	Adder carrel, 31"D X 49-3/8"W X 48"H	109	\$1,350

	BPP2836DSC	Initial carrel, 60"D X 36-7/8"W X 48"H	200	\$2,292
	BPP2848DSC	Initial carrel, 60"D X 50-3/8"W X 48"H	234	\$2,786
	BPP2836DSCA	Adder carrel, 60"D X 35-7/8"W X 48"H	153	\$1,671
	BPP2848DSCA	Adder carrel, 60"D X 49-3/8"W X 48"H	187	\$2,113

The RCS has the same edge detail as the carrel tops and is supported by a Bookmark table leg. Mounts along side of double sided carrel; intended for end-of-run applications. Grommet available please include a layout with order.

Radius Worksurface	RCS0060-BM-PP	Radius Carrel Worksurface 57-1/4" Diameter half round with Bookmark support leg.	58	\$1,217
--------------------	---------------	--	----	---------



	BPP2836QC	Quad carrel, 72"D X 72"W X 48"H	370	\$4,199
	BPP2848QC	Quad carrel, 99"D X 99"W X 48"H	479	\$5,774

General Specifications - Panel End Carrels

Worksurfaces: 1-1/4" thick, three ply engineered wood construction with .050" high pressure laminate and a phenolic backer sheet. The front edge is 5/8" x 1-5/8" solid red oak with either **B**; a 1/2" radius top and bottom, or **BB**; a 1/2" bevel top and bottom. Worksurfaces are attached to the side and back panels with (3) steel brackets. Grommet (s) come standard.

End / Intermediate Panels: Intermediate panels are 1-3/16" thick, three ply engineered wood with select red oak veneers on both sides. The panels are banded with 1/8" solid red oak on the top, bottom and front edge. Panels are attached to each other with Mod-eez fasteners. Each panel is equipped with an adjustable glide.

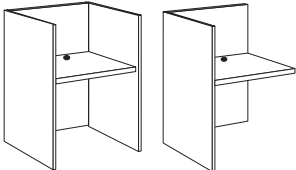
Worksurface Height: Standard worksurface height is 29". Other heights are available at no additional charge. To specify adjustable height: Add -ADJ to model number.

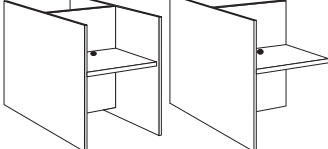
Panel, Overall Carrel Height: Standard carrel height is 48". 32" to 48" heights are available. To specify: Add to model number with P suffix (i.e. BPP2836QC-32P).

Modular Design: mediatechnologies® carrels may be disassembled and reconfigure. Adder units are similar to initial units but substitute one intermediate panel for two end panels.

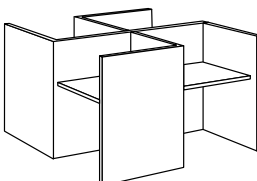
Edge Treatments: **B** for Bookmark Standard, **BB** for Bookmark Bevel

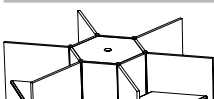
Specify: Model Number / Edge / Wood Finish / Laminate / Height / Arrangement

Panel End Carrels	Model Number	Description	Wgt.	Price
	BPE2836SSC	Initial carrel, 31"D X 36-7/8"W X 48"H	200	\$1,535
	BPE2848SSC	Initial carrel, 31"D X 50-3/8"W X 48"H	233	\$1,803
	BPE2836SSCA	Adder carrel, 31"D X 35-7/8"W X 48"H	151	\$1,205
	BPE2848SSCA	Adder carrel, 31"D X 49-3/8"W X 48"H	184	\$1,441

	BPE2836DSC	Initial carrel, 60"D X 36-7/8"W X 48"H	343	\$2,611
	BPE2848DSC	Initial carrel, 60"D X 50-3/8"W X 48"H	389	\$2,844
	BPE2836DSCA	Adder carrel, 60"D X 35-7/8"W X 48"H	244	\$1,937
	BPE2848DSCA	Adder carrel, 60"D X 49-3/8"W X 48"H	290	\$2,204

	RCS0060-BM-PE	Radius Carrel Worksurface 57-1/4" Diameter half round with panel support leg.	62	\$1,290
---	---------------	---	----	---------

	BPE2836QC	Quad carrel, 72"D X 72"W X 48"H	641	\$4,957
	BPE2848QC	Quad carrel, 99"D X 99"W X 48"H	850	\$5,883

Hex Carrels	Model Number	Description	Wgt.	Price
	B096HC	96" Diameter X 48" high full hex carrel	664	\$7,342
	B120HC	120" Diameter X 48" high full hex carrel	890	\$9,658
	B096HHC	96" Diameter X 48" high half hex carrel	425	\$4,895
	B120HHC	120" Diameter X 48" high half hex carrel	577	\$6,477

Hex Lid: The hex lid is 1-1/4" thick three ply engineered wood construction with .050 HPL face and a phenolic backer sheet. The lid is supported by three metal brackets.

Power/Data: A USPCD power data module is fit into each back panel below the work surface. Each module has one interior and three exterior facing receptacles, a cat. 5 data jack and an on/off switch and provides power surge protection.

Definitions Metal Base Tables

General Specification

Table Top: Tops are 1-1/4" thick, three ply engineered wood construction with .050" high pressure laminate (HPL), and a phenolic backer sheet. The edge is 5/8" x 1-1/4" solid red oak with a 1/2" radius all around. The corners are radiused at 2-1/4".

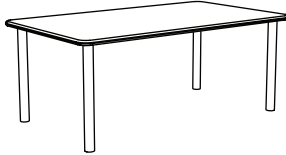
Legs: Each leg assembly is constructed of 2-1/2" diameter, 14 gauge steel tube. The leg is welded to a steel mounting plate. The leg assembly is attached to the table top with (4) 5/16-18 machine screws which thread into metal inserts which are embedded in the underside of the table top. Each leg is fitted with an adjustable glide. Standard powder coat color is black, contact factory for options.

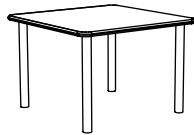
Edge Treatments: D for standard Definitions edge

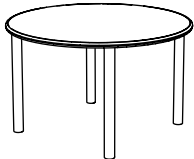
Table height: The standard table height is 29". Other heights are available. **To specify height: Add height to the model number (i.e. -27 for 27" height).**
Specify: model number/edge/wood finish/laminate/powder coat color/height

All tables meet BIFMA standards.

Library Tables

Rectangle	Model Number	Description	Wgt.	List Price
	D2436T	24"W X 36"L Definitions Table	68	\$1,315
	D3060T	30"W X 60"L Definitions Table	108	\$1,470
	D3660T	36"W X 60"L Definitions Table	122	\$1,533
	D4260T	42"W X 60"L Definitions Table	142	\$1,623
	D4860T	48"W X 60"L Definitions Table	150	\$1,694
	D3672T	36"W X 72"L Definitions Table	140	\$1,603
	D4272T	42"W X 72"L Definitions Table	157	\$1,672
	D4872T	48"W X 72"L Definitions Table	174	\$1,741
	D3690T	36"W X 90"L Definitions Table	168	\$1,817
	D4290T	42"W X 90"L Definitions Table	172	\$1,980
	D4890T	48"W X 90"L Definitions Table	189	\$2,062

Square	Model Number	Description	Wgt.	List Price
	D4242T	42"W X 42"L Definitions Table	105	\$1,500
	D4848T	48"W X 48"L Definitions Table	127	\$1,500

Round	Model Number	Description	Wgt.	List Price
	D0042T	42" Diameter Definitions Table	87	\$1,613
	D0048T	48" Diameter Definitions Table	103	\$1,613

Required to Order:
Part number including any options
Wood finish
Laminate
Powder coat color

Options
Table Height

How to Indicate
Add part number
(D2436T-27) for 27" H
Heights taller than 29" will
incur an upcharge.

Notes:
Standard powder coat color
is black, contact factory for
options.

General Specification

Worksurfaces: 1-1/4" thick, three ply engineered wood construction with .050" high pressure laminate, HPL, and a phenolic backer sheet. The front edge is banded with 5/8" x 1-1/4" solid red oak with a 1/2" radius on both the top and bottom edges. The worksurface is attached by means of (3) steel brackets and machine screws.

End/intermediate panels: Panels are 1-3/16", three ply engineered wood with select red oak veneers on both faces. The top and bottom edges are banded with 1/8" solid red oak. The vertical edges are banded with 3/8" solid red oak and coped to accept a 1-1/2" diameter steel leg.

Legs: 1-1/2" diameter, 14 gauge steel tube. The top of the leg is closed and the bottom of the leg is provided with an adjustable glide. The entire assembly is powder coat finish.

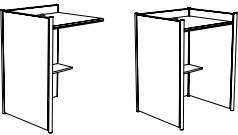
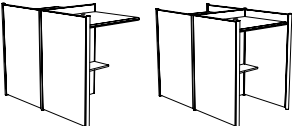
Shelf: Storage shelf is 3/4" three ply engineered wood with red oak veneers on both faces. The front edge is banded with 1/8" solid red oak. The shelf is 10" deep.

Worksurface height: Standard worksurface height is 39". Other worksurface heights are available at no additional charge. **To specify height: Add ADJ to the model number.**

Unit height: Standard unit height is 48"; also available in 42" and 36" heights.

Modular design: mediatechnologies® carrels may be disassembled and reconfigured. Adder units are similar to initial units but substitute one intermediate panel for two end panels. Specify: model number/edge/wood finish/laminate/height

All tables meet BIFMA standards.

Online Catalog Tables	Model Number	Description	Wgt.	Price
Single Faced 	D2836SOCT	Initial Catalog Table, 31"D X 36-7/8"W X 48"H	228	\$2,596
	D2848SOCT	Initial Catalog Table, 31"D X 50-3/8"W X 48"H	261	\$2,839
	D2836SOCTA	Catalog Table Adder, 31"D X 35-7/8"W X 48"H	169	\$1,883
	D2848SOCTA	Catalog Table Adder, 31"D X 49-3/8"W X 48"H	202	\$2,163
Double Faced 	D2836DOCT	Initial Catalog Table, 60"D X 36-7/8"W X 48"H	389	\$3,854
	D2848DOCT	Initial Catalog Table, 60"D X 50-3/8"W X 48"H	435	\$4,189
	D2836DOCTA	Catalog Table Adder, 60"D X 35-7/8"W X 48"H	275	\$2,865
	D2848DOCTA	Catalog Table Adder, 60"D X 49-3/8"W X 48"H	321	\$3,232

Definitions Carrels

General Specifications - Panel End Carrels

Worksurfaces: 1-1/4" thick, three ply engineered wood construction with .050" high pressure laminate and a phenolic backer sheet. The front edge is banded with 5/8" x 1-1/4" solid red oak with 1/2" radius on both the top and bottom edges. The worksurface is attached by means of (3) steel brackets and machine screws. Grommet (s) come standard.

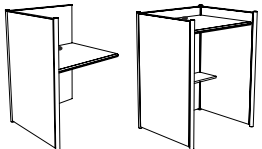
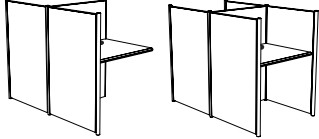
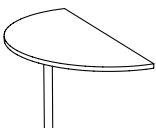
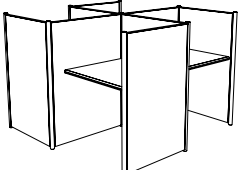
End / Intermediate Panels: Panels are 1-3/16", three ply engineered wood with select red oak veneers on both faces. The top and bottom edges are banded with 1/8" solid red oak. The vertical edges are banded with 3/8" solid red oak and coped to accept 1-1/2" diameter steel legs.

Worksurface Height: Standard worksurface height is 29". Other heights are available at no additional charge. To specify adjustable height: Add -ADJ to model number.

Modular Design: mediatechnologies® carrels may be disassembled and reconfigure. Adder units are similar to initial units but substitute one intermediate panel for two end panels.

Carrel Height: Standard carrel height is 48"; lower over all heights are available.

Specify: Model Number / Edge / Wood Finish / Laminate / Height / Arrangement

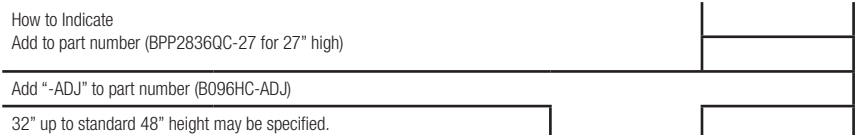
Carrels	Model Number	Description	Wgt.	Price
Single Faced 	D2836SSC	Initial Carrel, 31"D X 36-7/8"W X 48"H	220	\$2,394
	D2848SSC	Initial Carrel, 31"D X 50-3/8"W X 48"H	253	\$2,580
	D2836SSCA	Adder Carrel, 31"D X 35-7/8"W X 48"H	161	\$1,683
	D2848SSCA	Adder Carrel, 31"D X 49-3/8"W X 48"H	194	\$1,913
Double Faced 	D2836DSC	Initial Carrel, 60"D X 36-7/8"W X 48"H	373	\$3,454
	D2848DSC	Initial Carrel, 60"D X 50-3/8"W X 48"H	419	\$3,690
	D2836DSCA	Adder Carrel, 60"D X 35-7/8"W X 48"H	259	\$2,466
	D2848DSCA	Adder Carrel, 60"D X 49-3/8"W X 48"H	305	\$2,732
Radius Worksurface 	RCS-D0060	Radius Carrel Worksurface, 57-1/4"	59	\$1,324
Quad Carrels 	D2836QC	Quad Carrel, 72"D X 72"W X 48"H	671	\$6,221
	D2848QC	Quad Carrel, 96"D X 96"W X 48"H	880	\$7,150

Hex Carrels	Model Number	Description	Wgt.	Price
	D120HC	120" Diameter X 48" H Full Hex Carrel	920	\$10,198
	D120HHC	120" Diameter X 48" H Half Hex Carrel	597	\$5,803

Hex Lid: The hex lid is 1-1/4" thick three ply engineered wood construction with .050" HPL face and a phenolic backer sheet. The lid is supported by three steel brackets.

Power/Data: A USPCD power data module is fit into each back panel below the work surface. Each module has one interior and three exterior facing receptacles, a cat. 5 data jack and an on/off switch and provides power surge protection.

Options	How to Indicate	
Worksurface Height	Add to part number (BPP2836QC-27 for 27" high)	
Adjustable Worksurface	Add "-ADJ" to part number (B096HC-ADJ)	
Panel (Overall) Height	32" up to standard 48" height may be specified.	
Add to part number with P suffix (B120HC-36P)		



General Specification

Table Top: Tops are 1-1/4" thick, three ply engineered wood construction with .050" high pressure laminate (HPL) and a phenolic backer sheet. The Metro edge is 5/8" x 1-5/8" solid red oak with a 13 degree reverse bevel. Tops 60" and over are supported on the underside with a 15 gauge steel keel. **To specify veneer core: Add -V to the model number.**

Legs: The legs are 2-1/2" solid glued up red oak and taper to 1-1/2" at the bottom, with a 1/16" radius on all edges. Metro legs receive a 1/4" wide by 1/8" deep black detail. They are attached to the top by means of a 5"x5/16" steel plate. The leg and the plate are joined by (2) 5/16-18 machine bolts, screwed into a 1/2" diameter barrel nut which is embedded in the leg. The steel plate is attached to the table top by (5) 5/16-18 machine bolts which screw into 5/16-18 metal inserts embedded in the top. Each leg is equipped with a levelling glide.


Apron: The apron is 1"x 2" with a 1/8" radius on the exposed edges. Aprons span the distance between the legs and are attached with #8 screws.


Table height: The standard table height is 29". Other heights are available. **To specify height: Add height to the model number (i.e. -27 for 27" height).**

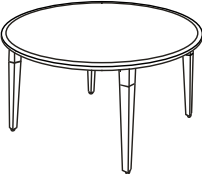
Specify: model number/edge/wood finish/laminate/height

All tables meet BIFMA standards.

Library Tables

Rectangle	Model Number	Description	Wgt.	List Price
	M3060T	30"W X 60"L Metro Table	96	\$1,506
	M3660T	36"W X 60"L Metro Table	110	\$1,607
	M4260T	42"W X 60"L Metro Table	123	\$1,792
	M4860T	48"W X 60"L Metro Table	137	\$1,810
	M3672T	36"W X 72"L Metro Table	126	\$1,937
	M4272T	42"W X 72"L Metro Table	143	\$1,959
	M4872T	48"W X 72"L Metro Table	157	\$1,975
	M3690T	36"W X 90"L Metro Table	153	\$2,029
	M4290T	42"W X 90"L Metro Table	170	\$2,306
	M4890T	48"W X 90"L Metro Table	190	\$2,322

Square	Model Number	Description	Wgt.	List Price
	M4242T	42"W X 42"L Metro Table	95	\$1,521
	M4848T	48"W X 48"L Metro Table	115	\$1,536

Round	Model Number	Description	Wgt.	List Price
	M0042T	42" Diameter Metro Table	83	\$1,540
	M0048T	48" Diameter Metro Table	102	\$1,554

Part number including any options				
Wood finish				
Laminate				
Options	How to Indicate			
	Veneer Core Top	Add "-V" to part number (B2436T-V)		
	Table Height	Add to part number (B2436T-27 for 27" high)		
Notes:		Tapered Leg Option - Add \$101 to List Price		

Metro Wood Tables

General Specification

Table Top: Tops are 1-1/4" thick, three ply engineered wood construction with .050" high pressure laminate (HPL) and a phenolic backer sheet. The Metro edge is 5/8" x 1-5/8" solid red oak with a 13 degree reverse bevel. Tops 60" and over are supported on the underside with a 15 gauge steel keel. **To specify veneer core: Add -V to the model number.**

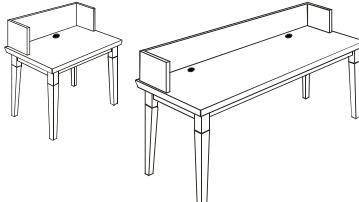
Legs: The legs are 2-1/2" solid glued up red oak and taper to 1-1/2" at the bottom, with a 1/16" radius on all edges. Metro legs receive a 1/4" wide by 1/8" deep black detail. They are attached to the top by means of a 5"x5/16" steel plate. The leg and the plate are joined by (2) 5/16-18 machine bolts, screwed into a 1/2" diameter barrel nut which is embedded in the leg. The steel plate is attached to the table top by (5) 5/16-18 machine bolts which screw into 5/16-18 metal inserts embedded in the top. Each leg is equipped with a levelling glide.

Apron: The apron is 1"x2" with a 1/8" radius on the exposed edges. Aprons span the distance between the legs and are attached with #8 screws.

Table height: The standard table height is 29". Other heights are available. **To specify height: Add height to the model number (i.e. -27 for 27" height).**

Specify: model number/edge/wood finish/laminate/height

All tables meet BIFMA standards.

Carrel Tables	Model Number	Description	Wgt.	Price
	M2436CT	24"D X 36"W, Metro Carrel Table	58	\$1,544
	M3036CT	30"D X 36"W, Metro Carrel Table	66	\$1,687
	M2472CT	24"D X 72"W, Metro Carrel Table	97	\$2,176
	M3072CT	30"D X 72"W, Metro Carrel Table	113	\$2,236

General Specification

Worksurfaces: 1-1/4" thick, three ply engineered wood construction with .050" high pressure laminate (HPL) and a phenolic backer sheet. The front edge is 3/4" x 1-5/8" solid red oak with a 13 degree reverse bevel. The worksurface is attached to the side and back panels with (3) steel brackets.

End/intermediate/back panels: Panels are 1-3/16", engineered wood with select red oak veneers on both faces. The exposed edges are banded with 5/16" solid red oak. Each panel is joined to the back panel using Modeez clips. End panels on starter carrels are detailed with a grid of 1/8" deep x 1/8" wide routed grooves, painted black.

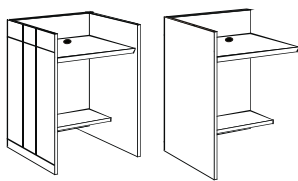
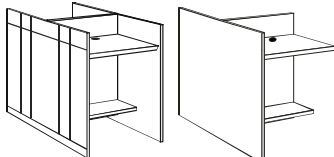
Shelf: Storage shelf is 3/4" three ply engineered wood with red oak veneers on both faces. The front edge is banded with 1/8" solid red oak. The shelf is 10" deep.

Worksurface height: Standard worksurface height is 29". Other worksurface heights are available at no additional charge. **To specify height: Add ADJ to the model number.**

Unit height: Standard unit height is 48"; lower overall heights are available.

Modular design: mediatechnologies® carrels may be disassembled and reconfigured. Adder units are similar to initial units but substitute one intermediate panel for two end panels. Specify: model number/edge/wood finish/laminate/height

All tables meet BIFMA standards.

Online Catalog Tables	Model Number	Description	Wgt.	Price
Single Faced 	M3136SOCT	Initial Catalog Table, 31"D X 36-7/8"W X 48"H	203	\$1,777
	M3150SOCT	Initial Catalog Table, 31"D X 50-3/8"W X 48"H	236	\$1,988
	M3136SOCTA	Catalog Table Adder, 31"D X 35-7/8"W X 48"H	155	\$1,265
	M3150SOCTA	Catalog Table Adder, 31"D X 49-3/8"W X 48"H	188	\$1,515
Double Faced 	M3136DOCT	Initial Catalog Table, 60"D X 36-7/8"W X 48"H	349	\$2,932
	M3150DOCT	Initial Catalog Table, 60"D X 50-3/8"W X 48"H	395	\$3,179
	M3136DOCTA	Catalog Table Adder, 60"D X 35-7/8"W X 48"H	253	\$2,034
	M3150DOCTA	Catalog Table Adder, 60"D X 49-3/8"W X 48"H	299	\$2,313

General Specifications -Carrels

Worksurfaces: 1-1/4" thick, three ply engineered wood construction with .050" high pressure laminate (HPL) and a phenolic backer sheet. The front of the top is edged with 3/4" X 1-5/8" solid red oak. The edge receives a 13 degree reverse bevel. The worksurface is attached to the side and back panels with (3) steel brackets.

End / Intermediate / Back Panels: Panels are 1-3/16", engineered wood with select red oak veneers on both faces. The exposed edges are banded with 5/16" solid red oak. Each panel is joined to the back panel using Mod-eez fasteners. End panels on starter carrels are detailed with a grid of 1/8" deep x 1/8" wide routed grooves, painted black.

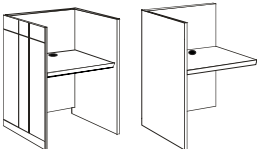
Worksurface Height: Standard worksurface height is 29". Other heights are available at no additional charge. To Specify adjustable height: Add -ADJ to item number.

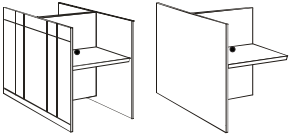
Carrel Height: Standard carrel height is 48";

lower overall heights are available.

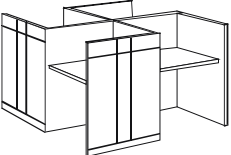
Modular Design: mediatechnologies® carrels may be disassembled and reconfigure. Adder units are similar to initial units but substitute one intermediate panel for two end panels.

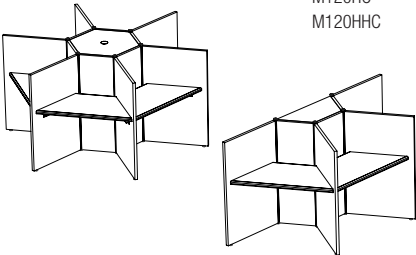
Specify: Product Number / Wood Finish / Laminate / Height / Arrangement

Carrels	Model Number	Description	Wgt.	Price
	M2836SSC	Initial carrel, 31"D X 36-7/8"W X 48"H	195	\$1,780
	M2848SSC	Initial carrel, 31"D X 50-3/8"W X 48"H	228	\$1,989
	M2836SSCA	Adder carrel, 31"D X 35-7/8"W X 48"H	147	\$1,266
	M2848SSCA	Adder carrel, 31"D X 49-3/8"W X 48"H	180	\$1,515

	M2836DSC	Initial carrel, 60"D X 36-7/8"W X 48"H	333	\$2,932
	M2848DSC	Initial carrel, 60"D X 50-3/8"W X 48"H	379	\$3,179
	M2836DSCA	Adder carrel, 60"D X 35-7/8"W X 48"H	237	\$2,034
	M2848DSCA	Adder carrel, 60"D X 49-3/8"W X 48"H	283	\$2,313

	RCS0060-M	Radius Carrel Worksurface 57-1/4" Diameter half round	58	\$1,404
---	-----------	---	----	---------

	M2836QC	Quad carrel, 72"D X 72"W X 48"H	626	\$5,533
	M2848QC	Quad carrel, 99"D X 99"W X 48"H	835	\$6,569

Hex Carrels	Model Number	Description	Wgt.	Price
	M120HC	120" Diameter X 48" high full hex carrel	890	\$9,660
	M120HHC	120" Diameter X 48" high half hex carrel	577	\$6,478

Hex Lid: The hex lid is 1-1/4" thick three ply engineered wood construction with .050" HPL face and a phenolic backer sheet. The lid is supported by three steel brackets.

Power/Data: A USPCD power data module is fit into each back panel below the work surface. Each module has one interior and three exterior facing receptacles, a cat. 5 data jack and an on/off switch and provides power surge protection.

Transit Metal Base Tables

General Specification

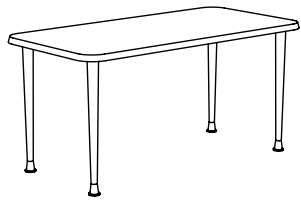
Table Top: Tops are 1-1/4" thick, three ply engineered wood construction with .050" high pressure laminate (HPL), and a phenolic backer sheet. The laminate is applied over the 5/8" x 1-1/4" solid red oak edge. The top has a 4" radius at all corners and the edge is bevelled at 15 degrees around the entire top. The edge is 5/8" x 1-5/8" solid red oak with a 3/8" radius all around. Tops 60" and over are supported on the underside with a 14 gauge steel keel. **To specify veneer core: Add -V to the model number.**

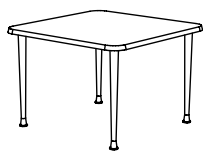
Legs: The legs are fabricated using 14 gauge steel tubing. They are tapered from a 3" top diameter down to a 1-3/8" bottom diameter. The top plate is 1/4" steel and is fastened to the top by means of six 1/4"-20 machine screws. The legs come standard with 2-1/4" high x 2-1/8" diameter glide. A 2" diameter locking or non-locking caster is also available. Casters and glides are interchangeable and can be mixed.


Table height: The standard table height is 29". Other heights are available. **To specify height: Add height to the model number (i.e. -27 for 27" height).**
Specify: model number/edge/wood finish/laminate/powder coat color/height

All tables meet BIFMA standards.

Library Tables

Rectangle	Model Number	Description	Wgt.	List Price
	TR2436TG	24"W X 36"L Table with Glides	62	\$1,123
	TR2436TC	24"W X 36"L Table with Casters	62	\$1,123
	TR3060TG	30"W X 60"L Table with Glides	95	\$1,576
	TR3060TC	30"W X 60"L Table with Casters	95	\$1,576
	TR3660TG	36"W X 60"L Table with Glides	107	\$1,664
	TR3660TC	36"W X 60"L Table with Casters	107	\$1,664
	TR4260TG	42"W X 60"L Table with Glides	120	\$1,964
	TR4260TC	42"W X 60"L Table with Casters	120	\$1,964
	TR4860TG	48"W X 60"L Table with Glides	132	\$2,020
	TR4860TC	48"W X 60"L Table with Casters	132	\$2,020
	TR3672TG	36"W X 72"L Table with Glides	122	\$1,829
	TR3672TC	36"W X 72"L Table with Casters	122	\$1,829
	TR4272TG	42"W X 72"L Table with Glides	137	\$2,337
	TR4272TC	42"W X 72"L Table with Casters	137	\$2,337
	TR4872TG	48"W X 72"L Table with Glides	152	\$2,421
	TR4872TC	48"W X 72"L Table with Casters	152	\$2,421
	TR3690TG	36"W X 90"L Table with Glides	145	\$2,386
	TR3690TC	36"W X 90"L Table with Casters	145	\$2,386
	TR4290TG	42"W X 90"L Table with Glides	164	\$2,897
	TR4290TC	42"W X 90"L Table with Casters	164	\$2,897
TR4890TG	48"W X 90"L Table with Glides	182	\$2,987	
TR4890TC	48"W X 90"L Table with Casters	182	\$2,987	

Square	Model Number	Description	Wgt.	List Price
	TR4242TG	42"W X 42"L Table with Glides	94	\$1,529
	TR4242TC	42"W X 42"L Table with Casters	94	\$1,529
	TR4848TG	48"W X 48"L Table with Glides	112	\$1,635
	TR4848TC	48"W X 48"L Table with Casters	112	\$1,635

Round	Model Number	Description	Wgt.	List Price
	TR0042TG	42" Diameter Table with Glides	81	\$1,804
	TR0042TC	42" Diameter Table with Casters	81	\$1,804
	TR0048TG	48" Diameter Table with Glides	95	\$1,862
	TR0048TC	48" Diameter Table with Casters	95	\$1,862

Required to Order:
Part number including any options
Wood finish
Laminate

Options
Table Height

Notes:

How to Indicate

Add to part number (B2436T-27 for 27" high). Heights taller than 29" will incur an upcharge.

Tapered Leg Option - Add \$104 to List Price

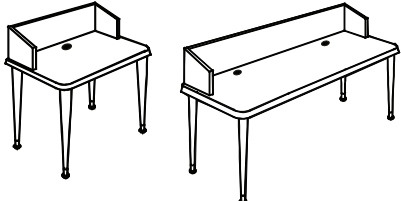
General Specification

Table Top: Tops are 1-1/4" thick, three ply engineered wood construction with .050" high pressure laminate, HPL, and a phenolic backer sheet. The laminate is applied over the 5/8" x 1-1/4" solid red oak edge. The top has a 4" radius at all corners and the edge is bevelled at 15 degrees around the entire top. Tables 60" and longer are supported with a 14 gauge steel keel.

Legs: Legs are fabricated using 14 gauge steel tubing. They are tapered from a 3" top diameter down to a 1-3/8" bottom diameter. The top plate is 1/4" steel and is fastened to the top by means of six 1/4"-20 machine screws. Legs come standard with either a 2-1/4" H x 2-1/8" diameter glide or a 2" diameter locking or non-locking caster. Casters and glides are interchangeable and can be mixed.

Table height: Standard table height is 29". Other heights are available at an upcharge. Specify: product number/ wood finish/ laminate/ powder coat color/ height

Specify: product number/glide or caster/wood finish/laminate/powder coat color/height

Carrel Tables	Model Number	Description	Wgt.	Price
	TR2436CTG	Carrel table, 24"D X 36"W, glides	74	\$1,552
	TR2436CTC	Carrel table, 24"D X 36"W, casters	74	\$1,552
	TR3036CTG	Carrel table, 30"D X 36"W, glides	82	\$1,720
	TR3036CTC	Carrel table, 30"D X 36"W, casters	82	\$1,720
	TR2472CTG	Carrel table, 24"D X 72"W, glides	113	\$2,406
	TR2472CTC	Carrel table, 24"D X 72"W, casters	113	\$2,406
	TR3072CTG	Carrel table, 30"D X 72"W, glides	129	\$2,470
	TR3072CTC	Carrel table, 30"D X 72"W, casters	129	\$2,470

General Specification

Worksurfaces: Tops are 1-1/4" thick, three ply engineered wood construction with .050" high pressure laminate, HPL, and a phenolic backer sheet. The laminate is applied over the 5/8" x 1-1/4" solid red oak edge. The top has a 4" radius at all corners and the edge is bevelled at 15 degrees around the entire top. Tables 60" and longer are supported with a 14 gauge steel keel.

End/intermediate panels: Panels are 1-3/16", three ply engineered wood with select red oak veneers on both faces. The top edge is banded with 1/8" solid red oak. Each panel is joined to a leg using a Mod-eez clips. End and intermediate panels are 47-1/2" high at the back and 39" high at the front.

Shelf: Storage shelf is 3/4" three ply engineered wood with red oak veneers on both faces. The front edge is banded with 1/8" solid red oak. The shelf is 10" deep.

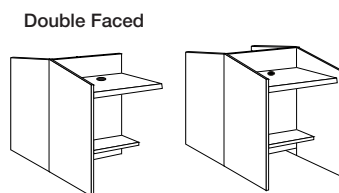
Worksurface height: Standard worksurface height is 39". Other worksurface heights are available at no additional charge. **To specify height: Add ADJ to the model number.**

Unit height: Standard unit height is 48"; also available in 42" and 36" heights.

Modular design: mediatechnologies® carrels may be disassembled and reconfigured. Adder units are similar to initial units but substitute one intermediate panel for two end panels. Specify: model number/edge/wood finish/laminate/height

All tables meet BIFMA standards.

Catalog Tables	Model Number	Description	Wgt.	Price
Single Faced	TR2836SOCT	Initial Catalog Table, 31"D X 36-7/8"W X 48"H	212	\$1,686
	TR2848SOCT	Initial Catalog Table, 31"D X 50-3/8"W X 48"H	245	\$1,899
	TR2836SOCTA	Catalog Table Adder, 31"D X 35-7/8"W X 48"H	161	\$1,269
	TR2848SOCTA	Catalog Table Adder, 31"D X 49-3/8"W X 48"H	194	\$1,518
Double Faced	TR2836DOCT	Initial Catalog Table, 60"D X 36-7/8"W X 48"H	359	\$2,747
	TR2848DOCT	Initial Catalog Table, 60"D X 50-3/8"W X 48"H	405	\$2,994
	TR2836DOCTA	Catalog Table Adder, 60"D X 35-7/8"W X 48"H	260	\$2,040
	TR2848DOCTA	Catalog Table Adder, 60"D X 49-3/8"W X 48"H	306	\$2,321



Transit Carrels

General Specifications - Panel End Carrels

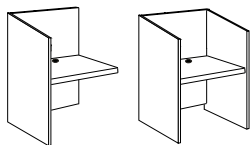
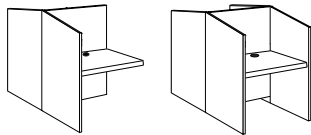
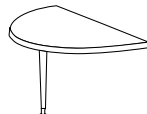
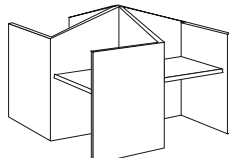
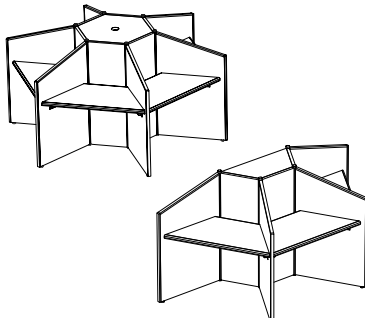
Worksurfaces: 1-1/4" thick, three ply engineered wood construction with .050" high pressure laminate and a phenolic backer sheet. The laminate is applied over the 5/8" x 1-1/4" solid red oak edge. The edge is beveled at 15°. The worksurface is attached to the side panels with (3) steel brackets.

End / Intermediate Panels: Panels are 1-3/16" thick, three ply engineered wood with select red oak veneers on both faces. Exposed edges are banded with 1/8" solid red oak. Panels are attached to each other with Mod-eez fasteners. Each panel is equipped with an adjustable glide. End and intermediate panels are 47-1/2" high at the back and 39" high at the front.

Worksurface Height: Standard worksurface height is 29". Other heights are available. To specify adjustable height: Add -ADJ to model number.

Modular Design: mediatechnologies® carrels may be disassembled and reconfigure. Adder units are similar to initial units but substitute one intermediate panel for two end panels.

Specify: Model Number / Edge / Wood Finish / Laminate / Height / Arrangement

Carrels	Model Number	Description	Wgt.	Price
Single Faced 	TR2836SC	Initial carrel, 31"D X 36-7/8"W X 39"/48"H	206	\$1,686
	TR2848SC	Initial carrel, 31"D X 50-3/8"W X 39"/48"H	239	\$1,899
	TR2836SCA	Adder carrel, 31"D X 35-7/8"W X 39"/48"H	154	\$1,269
	TR2848SCA	Adder carrel, 31"D X 49-3/8"W X 39"/48"H	187	\$1,518
Double Faced 	TR2836DSC	Initial carrel, 60"D X 36-7/8"W X 39"/48"H	345	\$2,747
	TR2848DSC	Initial carrel, 60"D X 50-3/8"W X 39"/48"H	391	\$2,994
	TR2836DSCA	Adder carrel, 60"D X 35-7/8"W X 39"/48"H	245	\$2,040
	TR2848DSCA	Adder carrel, 60"D X 49-3/8"W X 39"/48"H	291	\$2,321
Radius Worksurface 	RCS-TR0060	Radius Carrel Worksurface 57-1/4" Diameter half round	62	\$1,404
Quad Carrels 	TR2836QC	Quad carrel, 72"D X 72"W X 48"H	641	\$5,722
	TR2848QC	Quad carrel, 96"D X 96"W X 48"H	850	\$6,756
Hex Carrels 	TR096HC	96" Diameter X 48" high full hex carrel	656	\$8,198
TR120HC	120" Diameter X 48" high full hex carrel	880	\$10,246	
TR096HHC	96" Diameter X 48" high half hex carrel	421	\$5,467	
TR120HHC	120" Diameter X 48" high half hex carrel	570	\$6,871	

Hex Lid: The hex lid is 1-1/4" thick three ply engineered wood construction with .050" HPL face and a phenolic backer sheet. The lid is supported by three steel brackets.

Power/Data: A USPCD power data module is fit into each back panel below the work surface. Each module has one interior and three exterior facing receptacles, a cat. 5 data jack and an on/off switch and provides power surge protection.

Checkmate Metal Base Tables

General Specification

Table Top: Tops are 1-1/4" thick, three ply engineered wood construction with .050" high pressure laminate (HPL), and a phenolic backer sheet. The edge is 5/8" x 1-5/8" solid red oak with a 3/8" radius all around. Tops 60" and over are supported on the underside with a 14 gauge steel keel. **To specify veneer core: Add -V to the model number.**

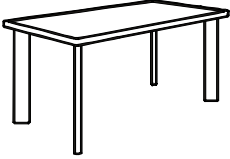
Legs: Legs are 4" x 1-1/2", 12 gauge steel oval tube with a 6" x 6" x 1/4" steel mounting plate. The mounting plate is fastened to the leg by (2) 5/16-18 machine bolts screwed into a threaded plate welded in the top of the leg. Leg and mounting plate are attached to the table top with (6) 1/4-20 x 1" machine bolts which screw into metal inserts embedded into the underside of the top. Legs are equipped with levelling glides.


Optional Wire/Data chase: Checkmate legs are available with a 1-1/2" wide spring-loaded vertical access door. **To specify: add -WD to item number.**


Table height: The standard table height is 29". Other heights are available. **To specify height: Add height to the model number (i.e. -27 for 27" height).**
Specify: model number/edge/wood finish/laminate/powder coat color/height

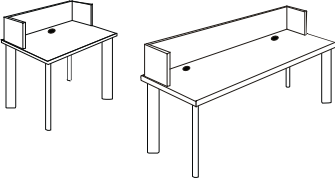
All tables meet BIFMA standards.

Library Tables

Rectangle	Model Number	Description	Wgt.	List Price
	CM3060T	30"W X 60"L Checkmate Table	111	\$1,356
	CM3660T	36"W X 60"L Checkmate Table	123	\$1,442
	CM4260T	42"W X 60"L Checkmate Table	136	\$1,814
	CM4860T	48"W X 60"L Checkmate Table	148	\$1,885
	CM3672T	36"W X 72"L Checkmate Table	138	\$1,612
	CM4272T	42"W X 72"L Checkmate Table	153	\$1,989
	CM4872T	48"W X 72"L Checkmate Table	168	\$2,078
	CM3690T	36"W X 90"L Checkmate Table	161	\$2,184
	CM4290T	42"W X 90"L Checkmate Table	180	\$2,572
	CM4890T	48"W X 90"L Checkmate Table	198	\$2,662

Square	Model Number	Description	Wgt.	List Price
	CM4242T	42"W X 42"L Checkmate Table	110	\$1,407
	CM4848T	48"W X 48"L Checkmate Table	128	\$1,486

Round	Model Number	Description	Wgt.	List Price
	CM0042T	42" Diameter Checkmate Table	97	\$1,596
	CM0048T	48" Diameter Checkmate Table	111	\$1,657

Carrel Tables	Model Number	Description	Wgt.	Price
	CM2436CT	24"D X 36"W, Checkmate Carrel Table	88	\$1,479
	CM3036CT	30"D X 36"W, Checkmate Carrel Table	96	\$1,632
	CM2472CT	24"D X 72"W, Checkmate Carrel Table	125	\$2,153
	CM3072CT	30"D X 72"W, Checkmate Carrel Table	141	\$2,214

Study Tables	Model Number	Description	Wgt.	Price
	CM2436ST	Study table, 24"D X 36"W	84	\$1,324

Required to Order:
Part number including any options
Wood finish
Laminate

Options
Wire/Data Chase Legs
Veneer Core Top
Table Height

How to Indicate
Add "-WD" to part number (CM3060T-WD)
Add "-V" to part number (B2436T-V)
Add to part number (B2436T-27 for 27" high). Heights taller than 29" will incur an upcharge.

Twist Tables

General Specification

Table Top: Tops are 1-1/4" thick, three ply engineered wood construction with .050" high pressure laminate (HPL) and a phenolic backer sheet. The table is edged with a 3mm red oak external edge band. Tables 60" and longer are supported with a 14 gauge steel keel.

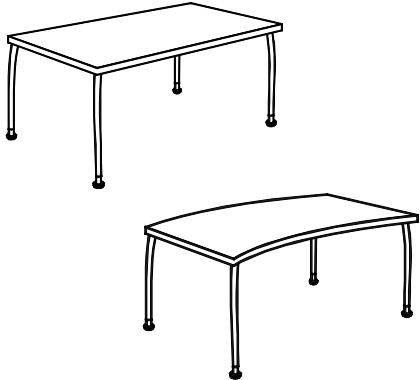
Specify: model number/edge/wood finish/laminate/height


All tables meet BIFMA standards.


Legs: The bent legs are fabricated using 11 gauge 1-1/2" diameter steel tubing. The top plate is 1/4" steel. The legs come standard with a 2-1/4" high x 2-1/8" diameter glide.

Table height: The standard table height is 29". A 27" height is also available. **To specify height: Add height to the model number (i.e. -27 for 27" height).**

Library Tables

Rectangle	Model Number	Description	Wgt.	List Price
	TW2436T	24"W X 36"L Table, Rectilinear	50	\$730
	TW2436TB	24"W X 36"L Table, Bow	50	\$876
	TW3060T	30"W X 60"L Table, Rectilinear	86	\$985
	TW3060TB	30"W X 60"L Table, Bow	86	\$1,181
	TW3660T	36"W X 60"L Table, Rectilinear	100	\$1,061
	TW3660TB	36"W X 60"L Table, Bow	100	\$1,272
	TW4260T	42"W X 60"L Table, Rectilinear	114	\$1,217
	TW4260TB	42"W X 60"L Table, Bow	114	\$1,484
	TW4860T	48"W X 60"L Table, Rectilinear	127	\$1,389
	TW4860TB	48"W X 60"L Table, Bow	127	\$1,694
	TW3672T	36"W X 72"L Table, Rectilinear	116	\$1,249
	TW3672TB	36"W X 72"L Table, Bow	116	\$1,527
	TW4272T	42"W X 72"L Table, Rectilinear	133	\$1,465
	TW4272TB	42"W X 72"L Table, Bow	133	\$1,791
	TW4872T	48"W X 72"L Table, Rectilinear	149	\$1,667
	TW4872TB	48"W X 72"L Table, Bow	149	\$2,035

Square	Model Number	Description	Wgt.	List Price
	TW4242T	42"W X 42"L Table, Rectilinear	85	\$1,095
	TW4242TB	42"W X 42"L Table, Bow	85	\$1,315
	TW4848T	48"W X 48"L Table	105	\$1,109
	TW4848TB	48"W X 48"L Table, Bow	105	\$1,329

Round	Model Number	Description	Wgt.	List Price
	TW0042T	42" Diameter Table	70	\$1,238
	TW0048T	48" Diameter Table	87	\$1,270

Required to Order:

Part number including any options

Wood finish

Laminate

Options

Table Height

Casters

Notes:

How to Indicate

Add to part number (B2436T-27 for 27" high). Heights taller than 29" will incur an upcharge.

Add "-C" to part number.

Tapered Leg Option - Add \$104 to List Price

General Specification

Table Top: Tops are 1-1/4" thick, three ply engineered wood construction with .050" high pressure laminate (HPL) and a phenolic backer sheet. The table is edged with a 3mm red oak external edge band. Tables 60" and longer are supported with a 14 gauge steel keel. The user side of the worksurface is machined with a gentle wave.

Legs: The bent legs are fabricated using 11 gauge 1-1/2" diameter steel tubing. The top plate is 1/4" steel and is fastened to the top by means of nine 1/4"-20 machine screws. The legs come standard with a 2-1/4" high x 2-1/8" diameter glide.

Privacy Panels: Privacy panels are available in red oak plywood with 1/16" red oak edge, high pressure laminate with T-mold. The panels are attached to a 1-1/2" x 1-1/2" connecting leg. The back panel features a gentle wave allowing for cord droppage.

Table height: The standard table height is 29". A 27" height is also available. To Specify: Add -27 to the item number.

Specify: Product number/ wood finish/ laminate/ powder coat color/ height

Table height: Standard table height is 29". Other heights are available at an upcharge. Specify: product number/ wood finish/ laminate/ powder coat color/ height

Carrel Tables	Model Number	Description	Wgt.	Price
	TW2436CT	Carrel Table, 24"D X 36"W	63	\$744
	TW3036CT	Carrel Table, 30"D X 36"W	74	\$891
	TW3060CT	Carrel Table, 30"D X 60"W	107	\$1,177
	TW3072CT	Carrel Table, 30"D X 72"W	123	\$1,416

General Specification

Worksurfaces: 1-1/4" thick, three ply engineered wood construction with .050" high pressure laminate (HPL) and a phenolic backer sheet. The worksurface is edged with a 3mm red oak external edge band. The worksurface is attached with (3) steel brackets and machine screws.

End/intermediate panels: Panels are 1-3/16", three ply engineered wood with select red oak veneers on both faces. The panel is edged with 1/8" solid red oak. Each panel is joined to a leg using a Mod-eez clips. The bottom of the panel has a relief cut at a 60" radius.

Back panels: Panels are 1-3/16", three ply engineered wood with select red oak veneers on both faces. The top of the panel is machined at a 60" radius and edged with a 1/8" solid red oak.

Worksurface height: Standard worksurface height is 29". Other worksurface heights are available. **To specify height: Add ADJ to the model number.**

Carrel height: Standard unit height is 48"; also available in 42" and 36" heights.

Modular design: mediatechnologies® carrels may be disassembled and reconfigured. Adder units are similar to initial units but substitute one intermediate panel for two end panels. Specify: model number/edge/wood finish/laminate/height

All tables meet BIFMA standards.

Catalog Tables	Model Number	Description	Wgt.	Price
Single Faced 	TW2836SOCT	Initial Catalog Table, 31"D X 36-7/8"W X 48"H	218	\$1,766
	TW2848SOCT	Initial Catalog Table, 31"D X 50-3/8"W X 48"H	251	\$1,968
	TW2836SOCTA	Catalog Table Adder, 31"D X 35-7/8"W X 48"H	164	\$1,278
	TW2848SOCTA	Catalog Table Adder, 31"D X 49-3/8"W X 48"H	197	\$1,515
Double Faced 	TW2836DOCT	Initial Catalog Table, 60"D X 36-7/8"W X 48"H	369	\$2,866
	TW2848DOCT	Initial Catalog Table, 60"D X 50-3/8"W X 48"H	415	\$3,102
	TW2836DOCTA	Catalog Table Adder, 60"D X 35-7/8"W X 48"H	265	\$2,012
	TW2848DOCTA	Catalog Table Adder, 60"D X 49-3/8"W X 48"H	311	\$2,278

Twist Carrels

General Specifications - Carrels

Worksurfaces: 1-1/4" thick, three ply engineered wood construction with .050" high pressure laminate, HPL, and a phenolic backer sheet. The worksurface is edged with a 3mm red oak external edge band and is attached with (3) steel brackets and machine screws.

End / Intermediate / Panels: Panels are 1-3/16", three ply engineered wood with select red oak veneers on both faces. The panel is edged with 1/8" solid red oak. Each panel is joined to a leg using Mod-eez fasteners. The bottom of the panel has a relief cutout with a 60" radius.

Back Panels: Panels are 1-3/16", three ply engineered wood with select red oak veneers on both faces. The top of the panel is machined at a 60" radius and edged with 1/8" solid red oak. A pattern of seven round details are machined into both sides of the panel following the arc of the top. The detail is a 2-1/4" diameter circle routed 1/8" wide and 1/8" deep and painted black.

Worksurface Height: The standard worksurface height is 29". Other heights are available. To Specify

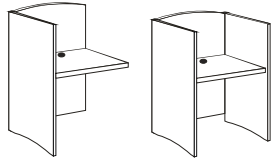
adjustable height: Add -ADJ to the item number.

Carrel Height: Standard carrel height is 48"; lower overall heights are available.

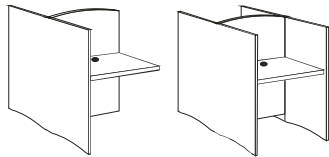
Modular Design: mediatechnologies® carrels may be disassembled and reconfigured. Adder units are similar to initial units but substitute one intermediate panel for two end panels.

Specify: Product Number / Powder Coat Color / Wood Finish / Laminate / Height / Arrangement

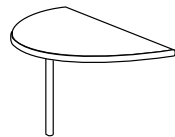
Carrels	Model Number	Description	Wgt.	Price
Single Faced	TW2836SSC	Initial carrel, 31"D X 36-7/8"W X 39"/48"H	210	\$1,771
	TW2848SSC	Initial carrel, 31"D X 50-3/8"W X 39"/48"H	243	\$1,993
	TW2836SSCA	Adder carrel, 31"D X 35-7/8"W X 39"/48"H	156	\$1,332
	TW2848SSCA	Adder carrel, 31"D X 49-3/8"W X 39"/48"H	189	\$1,594



Double Faced	TW2836DSC	Initial carrel, 60"D X 36-7/8"W X 39"/48"H	348	\$2,882
	TW2848DSC	Initial carrel, 60"D X 50-3/8"W X 39"/48"H	393	\$3,143
	TW2836DSCA	Adder carrel, 60"D X 35-7/8"W X 39"/48"H	244	\$2,141
	TW2848DSCA	Adder carrel, 60"D X 49-3/8"W X 39"/48"H	289	\$2,435

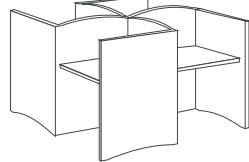


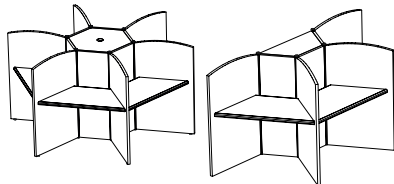
Radius Worksurface	RCS-TW0060	Radius Carrel Worksurface 57-1/4" Diameter	60	\$1,323
---------------------------	------------	--	----	---------



The RCS has the same edge detail as the carrel tops and is supported by 3" diameter round steel leg. It mounts along side of double sided carrel and is intended for end-of-run applications. Grommet available please include a layout with order.

Quad Carrels	TW2836QC	Quad carrel, 72"D X 72"W X 39"/48"H	657	\$5,216
	TW2848QC	Quad carrel, 99"D X 99"W X 39"/48"H	863	\$6,192



Hex Carrels	Model Number	Description	Wgt.	Price
	TW096HC	96" Diameter X 48" high full hex carrel	664	\$8,090
	TW120HC	120" Diameter X 48" high full hex carrel	890	\$10,093
	TW096HHC	96" Diameter X 48" high half hex carrel	425	\$5,444
	TW120HHC	120" Diameter X 48" high half hex carrel	577	\$6,827

Hex Lid: The hex lid is 1-1/4" thick three ply engineered wood construction with .050" HPL face and a phenolic backer sheet. The lid is supported by three steel brackets.

Power/Data: A USPCD power data module is fit into each back panel below the work surface. Each module has one interior and three exterior facing receptacles, a cat. 5 data jack and an on/off switch and provides power surge protection.

General Specification

Table Top: Tops are 1-1/4" thick, three ply engineered wood construction with .050" high pressure laminate (HPL) and a phenolic backer sheet. The Lexington edge is 5/8" x 1-1/4" solid red oak with a 13 degree reverse bevel. Tops 60" and over are supported on the underside with a 15 gauge steel keel. **To specify veneer core: Add -V to the model number.**

Legs: The legs are 2-1/2" solid glued up red oak receive a 1" radius scoop on the two inside edges and a 1/8" radius all around, resulting in a 1-1/2" x 1-1/2" leg at the bottom. They are attached to the top by means of a 5"x5/16" steel plate. The leg and the plate are joined by (2) 5/16-18 machine bolts, screwed into a 1/2" diameter barrel nut which is embedded in the leg. The steel plate is attached to the table top by (5) 5/16-18 machine bolts which screw into 5/16-18 metal inserts embedded in the top. Each leg is equipped with a levelling glide.

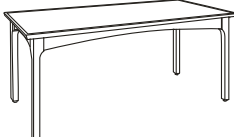
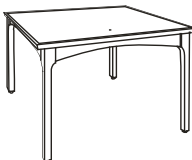
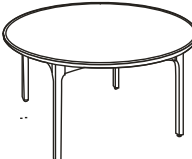
Apron: The apron is 1"x 3-3/4" with a 1/8" radius on the exposed edges. Each apron is machined to a gentle arch, 2" deep at midspan. Aprons span the distance between the legs and are attached with #8 screws.

Table height: The standard table height is 29". Other heights are available. **To specify height: Add height to the model number (i.e. -27 for 27" height).**

Specify: model number/edge/wood finish/laminate/height

All tables meet BIFMA standards.

Library Tables

Rectangle	Model Number	Description	Wgt.	List Price
	L3060T	30"W X 60"L Lexington Table	96	\$1,787
	L3660T	36"W X 60"L Lexington Table	110	\$1,912
	L4260T	42"W X 60"L Lexington Table	125	\$2,150
	L3672T	36"W X 72"L Lexington Table	128	\$2,273
	L4272T	42"W X 72"L Lexington Table	145	\$2,360
Square	Model Number	Description	Wgt.	List Price
	L4242T	42"W X 42"L Lexington Table	96	\$1,806
	L4848T	48"W X 48"L Lexington Table	116	\$1,827
Round	Model Number	Description	Wgt.	List Price
	L0042T	42" Diameter Lexington Table	85	\$1,935
	L0048T	48" Diameter Lexington Table	105	\$1,955

General Specification

Table Top: Tops are 1-1/4" thick, three ply engineered wood construction with .050" high pressure laminate (HPL) and a phenolic backer sheet. The Lexington edge is 5/8" x 1-1/4" solid red oak with a 13 degree reverse bevel. Tops 60" and over are supported on the underside with a 15 gauge steel keel. **To specify veneer core: Add -V to the model number.**

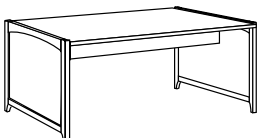
End panel: The end panels consist of a 1-3/16" thick panel of engineered wood construction with select oak veneer faces. The panel is encased flush on the back side with 1-5/16" x 2-1/2" solid oak stiles and rails. The end panels extend 1/4" above and 1/4" beyond the edges of the top.

Keel: Keels are 1-3/16", engineered wood with select red oak on both faces. The bottom edge is banded with 1/8" solid red oak. Each panel is joined to the keel using Mod-eez fasteners. Tables 42" wide and wider have two keels.

Table height: The standard table height is 29". Other heights are available. **To specify height: Add height to the model number (i.e. -27 for 27" height).**

Specify: model number/edge/wood finish/laminate/height

All tables meet BIFMA standards.

Panel End Tables	Model Number	Description	Wgt.	List Price
	LP3060T	30"W X 60"L Lexington Panel Table	128	\$2,733
	LP3660T	36"W X 60"L Lexington Panel Table	151	\$2,778
	LP4260T	42"W X 60"L Lexington Panel Table	174	\$3,098
	LP4860T	48"W X 60"L Lexington Panel Table	200	\$3,057
	LP3672T	36"W X 72"L Lexington Panel Table	166	\$3,009
	LP4272T	42"W X 72"L Lexington Panel Table	199	\$3,005
	LP4872T	48"W X 72"L Lexington Panel Table	221	\$3,131
	LP3690T	36"W X 90"L Lexington Panel Table	193	\$2,918
	LP4290T	42"W X 90"L Lexington Panel Table	228	\$3,105
	LP4890T	48"W X 90"L Lexington Panel Table	254	\$3,240

Lexington Wood Tables

General Specification

Table Top: Tops are 1-1/4" thick, three ply engineered wood construction with .050" high pressure laminate (HPL) and a phenolic backer sheet. The Lexington edge is 5/8" x 1-1/4" solid red oak with a 13 degree reverse bevel. Tops 60" and over are supported on the underside with a 15 gauge steel keel. **To specify veneer core: Add -V to the model number.**

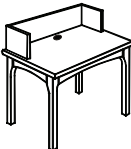
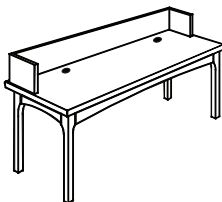
Legs: The legs are 2-1/2" solid glued up red oak receive a 1" radius scoop on the two inside edges and a 1/8" radius all around, resulting in a 1-1/2" x 1-1/2" leg at the bottom. They are attached to the top by means of a 5"x5/16" steel plate. The leg and the plate are joined by (2) 5/16-18 machine bolts, screwed into a 1/2" diameter barrel nut which is embedded in the leg. The steel plate is attached to the table top by (5) 5/16-18 machine bolts which screw into 5/16-18 metal inserts embedded in the top. Each leg is equipped with a levelling glide.

Apron: The apron is 1"x 3-3/4" with a 1/8" radius on the exposed edges. Each apron is machined to a gentle arch, 2" deep at midspan. Aprons span the distance between the legs and are attached with #8 screws.

Table height: The standard table height is 29". Other heights are available. **To specify height: Add height to the model number (i.e. -27 for 27" height).**

Specify: model number/edge/wood finish/laminate/height

All tables meet BIFMA standards.

Carrel Tables	Model Number	Description	Wgt.	Price
	L2436CT	24"D X 36"W, Lexington Carrel Table	71	\$1,890
	L3036CT	30"D X 36"W, Lexington Carrel Table	81	\$2,089
	L2472CT	24"D X 72"W, Lexington Carrel Table	121	\$2,555
	L3072CT	30"D X 72"W, Lexington Carrel Table	140	\$2,684

General Specification

Worksurfaces: 1-1/4" thick, three ply engineered wood construction with .050" high pressure laminate (HPL) and a phenolic backer sheet. The front edge is 3/4" x 1-5/8" solid red oak with a 13 degree reverse bevel. The worksurface is attached to the side and back panels with (3) steel brackets.

End/intermediate panels: End panels consist of a 1" thick panel of engineered wood construction with select oak veneer faces encased with 1-3/16" x 2-1/2" solid oak stiles and rails flush to the inside. Intermediate panels use a 1-3/16" panel and are flush on both sides. The stiles and rails are double doweled and glued.

Back panel: The back panels consist of a 1-3/16" thick panel of engineered wood construction with select oak veneer faces. The panel is attached at the end and intermediate panels with Mod-eez clips.

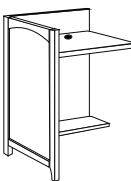
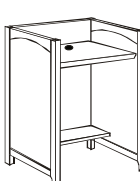
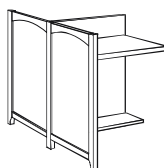
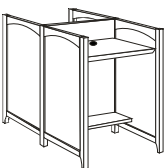
Shelf: Storage shelf is 3/4" three ply engineered wood with red oak veneers on both faces. The front edge is banded with 1/8" solid red oak. The shelf is 10" deep.

Worksurface height: Standard worksurface height is 29". Other worksurface heights are available at no additional charge. **To specify height: Add ADJ to the model number.**

Unit height: Standard unit height is 48"; lower overall heights are available.

Modular design: mediatechnologies® carrels may be disassembled and reconfigured. Adder units are similar to initial units but substitute one intermediate panel for two end panels. Specify: model number/edge/wood finish/laminate/height

All tables meet BIFMA standards.

Catalog Tables	Model Number	Description	Wgt.	Price
Single Faced	L3136SOCT	Initial Catalog Table, 31"D X 36-7/8"W X 48"H	201	\$2,530
	L3150SOCT	Initial Catalog Table, 31"D X 50-3/8"W X 48"H	233	\$2,829
	L3136SOCTA	Catalog Table Adder, 31"D X 35-7/8"W X 48"H	154	\$1,799
	L3150SOCTA	Catalog Table Adder, 31"D X 49-3/8"W X 48"H	186	\$2,155
Double Faced	L3136DOCT	Initial Catalog Table, 60"D X 36-7/8"W X 48"H	338	\$4,173
	L3150DOCT	Initial Catalog Table, 60"D X 50-3/8"W X 48"H	384	\$4,524
	L3136DOCTA	Catalog Table Adder, 60"D X 35-7/8"W X 48"H	244	\$2,896
	L3150DOCTA	Catalog Table Adder, 60"D X 49-3/8"W X 48"H	290	\$3,291

Options
 Worksurface Height
 Adjustable Worksurface
 Panel (Overall) Height
 Add to part number with P suffix (B120HC-36P)

How to indicate
 Add to part number (BPP2836QC-27 for 27" high)
 Add "-ADJ" to part number (B096HC-ADJ)
 32" up to standard 48" height may be specified.

General Specifications - Carrels

Worksurfaces: 1-1/4" thick, three ply engineered wood construction with .050" high pressure laminate (HPL) and a phenolic backer sheet. The front of the top is edged with 5/8" x 1-1/4" solid red oak. The edge receives a 13 degree reverse bevel. The worksurface is attached to the side and back panels with (3) steel brackets.

End/Intermediate Panels: End panels consist of a 1" thick panel of engineered wood construction with select oak veneer faces encased with 1-3/16" x 2-1/2" solid oak stiles and rails and flush to the inside. Intermediate panels use a 1-3/16" panel and are flush on both sides. The stiles and rails are double doweled and glued.

Back Panel: The back panels consist of a 1-3/16" thick panel of engineered wood construction with select oak veneer faces. The panel is attached to the end and intermediate panels with Mod-eez clips.

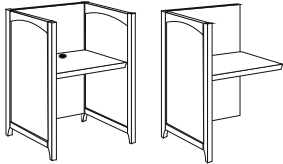
Worksurface Height: Standard worksurface height is 29". Other work surface heights are available at no additional charge. To Specify adjustable height: Add -ADJ to the item number.

Carrel Height: Standard carrel height is 48"; lower overall heights are available.

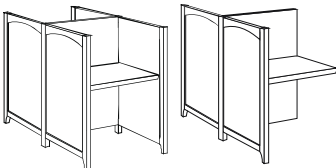
Modular Design: mediatechnologies® carrels may be disassembled and reconfigure. Adder units are similar to initial units but substitute one intermediate panel for two end panels.

Specify: Product Number / Wood Finish / Laminate / Height / Arrangement

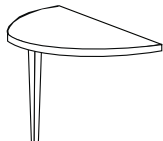
Carrels	Model Number	Description	Wgt.	Price
Single Faced	L2836SC	Initial carrel, 31"D X 36-7/8"W X 48"H	193	\$2,583
	L2848SC	Initial carrel, 31"D X 50-3/8"W X 48"H	225	\$2,882
	L2836SCA	Adder carrel, 31"D X 35-7/8"W X 48"H	146	\$1,799
	L2848SCA	Adder carrel, 31"D X 49-3/8"W X 48"H	178	\$2,154



Double Faced	L2836DSC	Initial carrel, 60"D X 36-7/8"W X 48"H	330	\$4,277
	L2848DSC	Initial carrel, 60"D X 50-3/8"W X 48"H	376	\$4,628
	L2836DSCA	Adder carrel, 60"D X 35-7/8"W X 48"H	236	\$2,896
	L2848DSCA	Adder carrel, 60"D X 49-3/8"W X 48"H	282	\$3,291

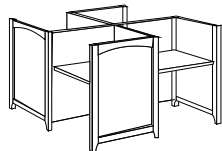


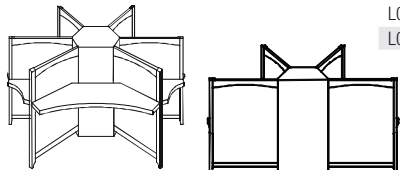
Radius Worksurface	L0060-RCW	Radius Carrel Worksurface 57-1/4" Diameter	59	\$1,344
---------------------------	-----------	--	----	---------



The RCS has the same edge detail as the carrel tops and is supported by 3" diameter round steel leg. It mounts along side of double sided carrel and is intended for end-of-run applications. Grommet available please include a layout with order.

Quad Carrels	L2836QC	Quad carrel, 72"D X 72"W X 48"H	609	\$7,680
	L2848QC	Quad carrel, 99"D X 99"W X 48"H	807	\$9,067



Hex Carrels				
	L096HC	96" Diameter X 48" high full hex carrel	575	\$12,256
	L096HHC	96" Diameter X 48" high half hex carrel	371	\$8,174

Options

Worksurface Height

Adjustable Worksurface

Panel (Overall) Height

How to indicate

Add to part number (BP-P2836QC-27 for 27" high)

Add "-ADJ" to part number (B096HC-ADJ)

32" up to standard 48" height may be specified.

Hex Lid: The hex lid is 1-1/4" thick three ply engineered wood construction with .050" HPL face and a phenolic backer sheet. The lid is supported by three steel brackets.

Power/Data: A USPCD power data module is fit into each back panel below the work surface. Each module has one interior and three exterior facing receptacles, a cat. 5 data jack and an on/off switch and provides power surge protection.

Charleston Wood Tables

General Specification

Table Top: Tops are 1-1/4" thick, three ply engineered wood construction with .050" high pressure laminate (HPL) and a phenolic backer sheet. The Charleston edge is 5/8" x 1-1/4" solid red oak with the vertical face gently rounded to a 1-1/4" radius. Corners on rectangular and square tables are clipped at 45° and banded with 1/8" solid oak. Tops 60" and over are supported on the underside with a 14 gauge steel keel. **To specify veneer core: Add -V to the model number.**

Legs: The legs are 2" x 3" tapering to a 2" x 2" at the bottom and set 45° to the aprons. Table legs are capped at the bottom with a finished steel boot. The top of each leg has recesses machined to accept aprons from two sides and is bored and fitted with two threaded metal inserts for mounting bolts. Each leg is equipped with a levelling glide. Edges receive a hard sand break.


Apron: The apron is 1"x3" with a hard sand break on exposed edges. Aprons are machined on inside the face at each end to receive a 12 gauge steel bracket which, when fastened to the aprons, forms a structural frame that supports the top. Mounting bolts pass through the brackets at each corner of the frame into the legs and, when tightened, rigidify the entire assembly. Aprons are machined on their inside faces with pocket holes and #8 screws pass through these to attach the table top.

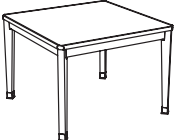
Table height: The standard table height is 29". Other heights are available. **To specify height: Add height to the model number (i.e. -27 for 27" height).**

Specify: model number/edge/wood finish/laminate/height

All tables meet BIFMA standards.

Library Tables

Rectangle	Model Number	Description	Wgt.	List Price
	CL3060T	30"W X 60"L Charleston Table	96	\$1,511
	CL3660T	36"W X 60"L Charleston Table	110	\$1,605
	CL4260T	42"W X 60"L Charleston Table	125	\$1,783
	CL3672T	36"W X 72"L Charleston Table	128	\$1,875
	CL4272T	42"W X 72"L Charleston Table	145	\$1,941

Square	Model Number	Description	Wgt.	List Price
	CL4242T	42"W X 42"L Charleston Table	96	\$1,525
	CL4848T	48"W X 48"L Charleston Table	116	\$1,540

Round	Model Number	Description	Wgt.	List Price
	CL0042T	42" Diameter Charleston Table	85	\$1,622
	CL0048T	48" Diameter Charleston Table	105	\$1,637

General Specification


Table Top: Tops are 1-1/4" thick, three ply engineered wood construction with .050" high pressure laminate (HPL) and a phenolic backer sheet. The Charleston edge is 5/8" x 1-1/4" solid red oak with the vertical face gently rounded to a 1-1/4" radius. Tops are supported on the underside with a wood keel. **To specify veneer core: Add -V to the model number.**

End panel: The end panels consist of a 1-3/16" thick panel of engineered wood construction with select oak veneer faces. The panel is encased flush on the back side with 1-5/16" x 3" solid oak stiles and 1/4" rail and mullion overlays. The end panels extend 1/4" above and 1/4" beyond the edges of the top.

Keel: Keels are 1-3/16", engineered wood with select red oak on both faces. The bottom edge is banded with 1/8" solid red oak. Each panel is joined to the keel using Mod-eez fasteners. Tables 42" wide and wider have two keels.

Specify: model number/edge/wood finish/laminate/height

All tables meet BIFMA standards.

Panel End Tables	Model Number	Description	Wgt.	List Price
	CLP3060T	30"W X 60"L Charleston Panel Table	128	\$2,881
	CLP3660T	36"W X 60"L Charleston Panel Table	151	\$2,925
	CLP4260T	42"W X 60"L Charleston Panel Table	174	\$2,946
	CLP4860T	48"W X 60"L Charleston Panel Table	200	\$3,222
	CLP3672T	36"W X 72"L Charleston Panel Table	166	\$2,248
	CLP4272T	42"W X 72"L Charleston Panel Table	199	\$3,169
	CLP4872T	48"W X 72"L Charleston Panel Table	221	\$3,298
	CLP3690T	36"W X 90"L Charleston Panel Table	193	\$3,075
	CLP4290T	42"W X 90"L Charleston Panel Table	228	\$3,204
	CLP4890T	48"W X 90"L Charleston Panel Table	254	\$3,410

Required to Order:
Part number including any options
Wood finish
Laminate

Options
Veneer Core Top
Table Height

How to Indicate
Add "-V" to part number (B2436T-V)
Add to part number (B2436T-27 for 27" high)

General Specification


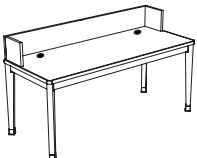
Table Top: Tops are 1-1/4" thick, three ply engineered wood construction with .050" high pressure laminate (HPL) and a phenolic backer sheet. The Charleston edge is 5/8" x 1-1/4" solid red oak with the vertical face gently rounded to a 1-1/4" radius. Corners on rectangular and square tables are clipped at 45° and banded with 1/8" solid oak. Tops 60" and over are supported on the underside with 14 gauge steel keel.

Legs: The legs are 2" x 3" tapering to 2" x 2" at the bottom and set 45° to the aprons. Table legs are capped at the bottom with a finished steel boot. The top of each leg is machined to accept aprons from two sides and is bored and fitted with two threaded metal inserts for mounting bolts. Each leg is equipped with a levelling glide. Edges receive a hard sand break.

Apron: The apron is 1" x 3" with a hard sand break on exposed edges. Aprons receive a 12 gauge steel bracket on each end and form a structural frame that supports the top. Mounting bolts pass through the brackets at each corner of the frame into the legs and, when tightened, rigidify the entire assembly. Table top is screwed to the apron frame through pocket holes machined in the inside faces of the aprons.

Specify: model number/edge/wood finish/laminate/height

All tables meet BIFMA standards.

Carrel Tables	Model Number	Description	Wgt.	Price
	CL2436CT	Charleston Carrel Table, 24"D X 36"W	71	\$1,590.00
	CL3036CT	Charleston Carrel Table, 30"D X 36"W	81	\$1,736.00
	CL2472CT	Charleston Carrel Table, 24"D X 72"W	121	\$2,089.00
	CL3072CT	Charleston Carrel Table, 30"D X 72"W	140	\$2,075.00

General Specification

Worksurfaces: 1-1/4" thick, three ply engineered wood construction with .050" high pressure laminate (HPL) and a phenolic backer sheet. Standard edge is 5/8" x 1-1/4" solid red oak with the vertical face gently rounded to a 1-1/4" radius. Worksurface is attached to the side and back panels with (3) steel brackets.

End/intermediate panels: 1-3/16" thick panel of engineered wood construction with select oak veneer faces. Each end panel is encased, flush to the back side, with 1-5/16" x 3" solid oak stiles and 1/4" rail and mullion overlays.

Back panel: 1-3/16" thick panel of engineered wood construction with select oak veneer faces. The panel is attached to the end and intermediate panels with Mod-eez clips.

Shelf: Storage shelf is 3/4" three ply engineered wood with red oak veneers on both faces. The front edge is banded with 1/8" solid red oak. The shelf is 10" deep.

Worksurface height: Standard worksurface height is 29". Other worksurface heights are available at no additional charge. **To specify height: Add ADJ to the model number.**

Unit height: Standard unit height is 48"; lower overall heights are available.

Modular design: mediatechnologies® carrels may be disassembled and reconfigured. Adder units are similar to initial units but substitute one intermediate panel for two end panels. Specify: model number/edge/wood finish/laminate/height

All tables meet BIFMA standards.

Catalog Tables	Model Number	Description	Wgt.	Price
Single Faced	CL3136SOCT	Initial Catalog Table, 31"D X 36-7/8"W X 48"H	201	\$2,532
	CL3150SOCT	Initial Catalog Table, 31"D X 50-3/8"W X 48"H	233	\$2,829
	CL3136SOCTA	Catalog Table Adder, 31"D X 35-7/8"W X 48"H	154	\$1,800
	CL3150SOCTA	Catalog Table Adder, 31"D X 49-3/8"W X 48"H	186	\$2,155
Double Faced	CL3136DOCT	Initial Catalog Table, 60"D X 36-7/8"W X 48"H	338	\$4,173
	CL3150DOCT	Initial Catalog Table, 60"D X 50-3/8"W X 48"H	384	\$4,524
	CL3136DOCTA	Catalog Table Adder, 60"D X 35-7/8"W X 48"H	244	\$2,896
	CL3150DOCTA	Catalog Table Adder, 60"D X 49-3/8"W X 48"H	290	\$3,291

Options
 Worksurface Height
 Adjustable Worksurface
 Panel (Overall) Height
 Add to part number with P suffix (B120HC-36P)

How to indicate
 Add to part number (BPP2836QC-27 for 27" high)
 Add "-ADJ" to part number (B096HC-ADJ)
 32" up to standard 48" height may be specified.

Charleston Carrels

General Specifications - Carrels

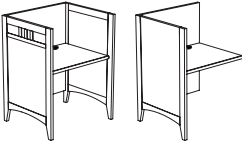
Table Top: Tops are 1-1/4" thick, three ply engineered wood construction with .050" high pressure laminate (HPL) and a phenolic backer sheet. The Charleston edge is 5/8" x 1-1/4" solid red oak with the vertical face gently rounded to a 1-1/4" radius. Tops are supported on the underside with a wood keel. To Specify veneer core: Add -V to the item number.

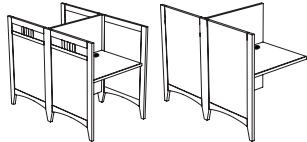
End Panel: The end panels consist of a 1-3/16" thick panel of engineered wood construction with select oak veneer faces. The panel is encased, flush to the back side, with 1-5/16" x 3" solid oak stiles and 1/4" rail and mullion overlays. The end panels extend 1/4" above and 1/4" beyond the edges of the top.

Keel: Keels are 1-3/16" , engineered wood with select red oak on both faces. The bottom edge is banded with 1/8" solid red oak. Each panel is joined to the keel using Mod-eez fasteners. Tables 42" Wide and wider have two keels.

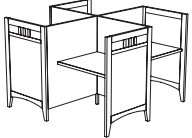
Specify: Product Number / Wood Finish / Laminate

All tables meet or exceed BIFMA standards

Carrels	Model Number	Description	Wgt.	Price
Single Faced 	CL2836SC	Initial carrel, 31"D X 36-7/8"W X 48"H	193	\$2,583
	CL2848SC	Initial carrel, 31"D X 50-3/8"W X 48"H	225	\$2,882
	CL2836SCA	Adder carrel, 31"D X 35-7/8"W X 48"H	146	\$1,800
	CL2848SCA	Adder carrel, 31"D X 49-3/8"W X 48"H	178	\$2,155

Double Faced 	CL2836DSC	Initial carrel, 60"D X 36-7/8"W X 48"H	330	\$4,277
	CL2848DSC	Initial carrel, 60"D X 50-3/8"W X 48"H	376	\$4,628
	CL2836DSCA	Adder carrel, 60"D X 35-7/8"W X 48"H	236	\$2,896
	CL2848DSCA	Adder carrel, 60"D X 49-3/8"W X 48"H	282	\$3,291

Radius Worksurface 	CL0060-RCW	Radius Carrel Worksurface 57-1/4" Diameter	59	\$1,344
--	------------	--	----	---------

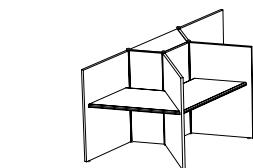
Quad Carrels 	CL2836QC	Quad carrel, 72"D X 72"W X 48"H	609	\$7,680
	CL2848QC	Quad carrel, 99"D X 99"W X 48"H	807	\$9,066

The RCS has the same edge detail as the carrel tops and is supported by 3" diameter round steel leg. It mounts along side of double sided carrel and is intended for end-of-run applications. Grommet available please include a layout with order.

Hex Carrels	Model Number	Description	Wgt.	Price
	CL096HC	96" Diameter X 48" high full hex carrel	664	\$7,730
	CL096HHC	96" Diameter X 48" high half hex carrel	425	\$5,154

Hex Lid: The hex lid is 1-1/4" thick three ply engineered wood construction with .050" HPL face and a phenolic backer sheet. The lid is supported by three steel brackets.

Power/Data: A USPCD power data module is fit into each back panel below the work surface. Each module has one interior and three exterior facing receptacles, a cat. 5 data jack and an on/off switch and provides power surge protection.



General Specification

Table Top: Tops are 1-1/4" thick, three ply engineered wood construction with .050" high pressure laminate (HPL) and a phenolic backer sheet. The Heritage edge is 5/8" x 1-1/4" solid red oak with 1/8" roundover radius top and bottom. Tops 60" and over are supported on the underside with a 14 gauge steel keel. **To specify veneer core: Add -V to the model number.**

Legs: The legs are 2-1/2" solid red oak with a 1/4" round-over radius on all long edges. They are attached to the top by means of a 5" x 5" x 5/16" steel plate. The leg and the plate are joined by (2) 5/16-18 machine bolts screwed into a 1/2" diameter steel barrel nut which is embedded in the leg. The steel plate is attached to the table top by (5) 5/16-18 machine bolts which screw into 5/16-18 metal inserts embedded in the top. Each leg is equipped with a levelling glide.


Detail: A mission style detail of 7/8" x 2" solid red oak upper and lower rails with a 5/8" x 2-1/2" solid red oak vertical slat flanked by 1-1/2" W vertical slats spans between legs on each narrow end of a table. Tables 30" and wider receive 5 slats total. Tables under 30" wide receive 3 slats total. Detail is not applied to square or round tables.


Apron: The apron is 1"x 3" with a hard sand break on exposed edges. Aprons are machined on inside the face at each end to receive a 12 gauge steel bracket which, when fastened to the aprons, forms a structural frame that supports the top. Mounting bolts pass through the brackets at each corner of the frame into the legs and, when tightened, rigidify the entire assembly. Aprons are machined on their inside faces with pocket holes and #8 screws pass through these to attach the table top.

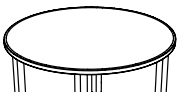
Table height: The standard table height is 29". Other heights are available. **To specify height: Add height to the model number (i.e. -27 for 27" height).**
Specify: model number/edge/wood finish/laminate/height

All tables meet BIFMA standards.

Library Tables

Rectangle	Model Number	Description	Wgt.	List Price
	H2436T	24"W X 36"L Heritage Table	64	\$1,134
	H2436T-A	24"W X 36"L Heritage Table with Apron	71	\$1,337
	H3060T	30"W X 60"L Heritage Table	96	\$1,664
	H3060T-A	30"W X 60"L Heritage Table with Apron	109	\$1,839
	H3660T	36"W X 60"L Heritage Table	110	\$1,779
	H3660T-A	36"W X 60"L Heritage Table with Apron	124	\$1,972
	H4260T	42"W X 60"L Heritage Table	125	\$2,010
	H4260T-A	42"W X 60"L Heritage Table with Apron	135	\$2,217
	H3672T	36"W X 72"L Heritage Table	128	\$2,134
	H3672T-A	36"W X 72"L Heritage Table with Apron	138	\$2,342
	H4272T	42"W X 72"L Heritage Table	145	\$2,208
	H4272T-A	42"W X 72"L Heritage Table with Apron	156	\$2,430

Square	Model Number	Description	Wgt.	List Price
	H4242T	42"W X 42"L Heritage Table	96	\$1,083
	H4242T-A	42"W X 42"L Heritage Table with Apron	104	\$1,243
	H4848T	48"W X 48"L Heritage Table	116	\$1,143
	H4848T-A	48"W X 48"L Heritage Table with Apron	125	\$1,259

Round	Model Number	Description	Wgt.	List Price
	H0042T	42" Diameter Heritage Table	85	\$1,224
	H0042T-A	42" Diameter Heritage Table with Apron	92	\$1,340
	H0048T	48" Diameter Heritage Table	105	\$1,224
	H0048T-A	48" Diameter Heritage Table with Apron	113	\$1,355

Required to Order:
Part number including any options
Wood finish
Laminate

Options
Veneer Core Top
Table Height

How to Indicate
Add "-V" to part number (B2436T-V)
Add to part number (B2436T-27 for 27" high)

Heritage Wood Tables

General Specification

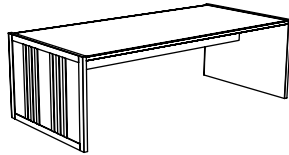
Table Top: Tops are 1-1/4" thick, three ply engineered wood construction with .050" high pressure laminate (HPL) and a phenolic backer sheet. The Heritage edge is 5/8" x 1-1/4" solid red oak with 1/8" round-over radius top and bottom. Tops are supported on the underside with a wood keel. **To specify veneer core: Add -V to the model number.**

End panel: The end panels consist of a 1-3/16" thick panel of engineered wood construction with select oak veneer faces. The panel is flush on the back side and shows the Heritage mission style detail of 1-5/16" x 2" rails and stiles with 1-1/2" vertical slats. The end panels extend 1/4" above and 1/4" beyond the edges of the top.

Keel: Keels are 1-3/16", engineered wood with select red oak on both faces. The bottom edge is banded with 1/8" solid red oak. Each panel is joined to the keel using Mod-eez fasteners. Tables 42" wide and wider have two keels.

Specify: model number/edge/wood finish/laminate/height

All tables meet BIFMA standards.

Panel End Tables	Model Number	Description	Wgt.	List Price
	HP3060T	30"W X 60"L Heritage Panel Table	128	\$1,665
	HP3660T	36"W X 60"L Heritage Panel Table	151	\$1,806
	HP4260T	42"W X 60"L Heritage Panel Table	174	\$2,067
	HP4860T	48"W X 60"L Heritage Panel Table	200	\$2,134
	HP3672T	36"W X 72"L Heritage Panel Table	166	\$1,825
	HP4272T	42"W X 72"L Heritage Panel Table	199	\$2,289
	HP4872T	48"W X 72"L Heritage Panel Table	221	\$2,358
	HP3690T	36"W X 90"L Heritage Panel Table	193	\$2,339
	HP4290T	42"W X 90"L Heritage Panel Table	228	\$2,731
	HP4890T	48"W X 90"L Heritage Panel Table	254	\$2,798

Required to Order:
 Part number including any options
 Wood finish
 Laminate

Options	How to Indicate
Veneer Core Top	Add "-V" to part number (B2436T-V)
Table Height	Add to part number (B2436T-27 for 27" high)

General Specification

Table Top: Tops are 1-1/4" thick, three ply engineered wood construction with .050" high pressure laminate (HPL) and a phenolic backer sheet. The Heritage edge is 5/8" x 1-1/4" solid red oak with 1/8" radius round-over top and bottom. Tops 60" and over are supported on the underside with 14 gauge steel keel.

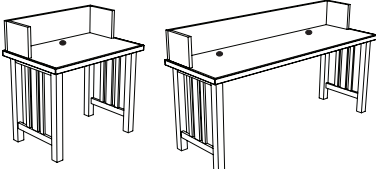
Legs: Legs are 2-1/2" solid red oak with a 1/4" round-over radius on all long edges and are attached to the top by means of a 5" x 5" x 5/16" steel plate. Leg and plate are joined by (2) 5/16-18 machine bolts screwed into 1/2" diameter steel barrel nut which is embedded in the leg. The steel plate is attached to the table top by (5) 5/16-18 machine bolts which screw into 5/16-18 metal inserts embedded in the top. Each leg is equipped with a levelling glide.

Detail: A mission style detail of 7/8" x 2" solid red oak upper and lower rails with a 5/8"x 2-1/2" solid red oak vertical slat flanked by 1-1/2"W vertical slats spans between legs on each narrow end of a table. Detail is not applied to round or square tables. All detail components are dowelled and blind-screwed.

Apron: The apron is 1" x 2" with a 1/8" radius on the exposed legs. Aprons span the distance between the legs and are attached with #8 screws.

Specify: model number/edge/wood finish/laminate/height

All tables meet BIFMA standards.

Carrel Tables	Model Number	Description	Wgt.	Price
	H2436CT	24"D X 36"W, Heritage Carrel Table	71	\$1,947
	H3036CT	30"D X 36"W, Heritage Carrel Table	81	\$2,148
	H2472CT	24"D X 72"W, Heritage Carrel Table	121	\$2,634
	H3072CT	30"D X 72"W, Heritage Carrel Table	140	\$2,766

General Specification

Worksurfaces: 1-1/4" thick, three ply engineered wood construction with .050" high pressure laminate (HPL) and a phenolic backer sheet. The Heritage edge is 5/8" x 1-1/4" solid red oak with a 1/8" radius round-over top and bottom. Worksurface is attached to the side and back panels with (3) steel brackets.

End/intermediate panels: 1-3/16" thick panel of engineered wood construction with select oak veneer faces. End panels are bordered by 2" wide solid oak stiles and rails and show 1-1/2" wide vertical slats, centered within the stile/rail frame. Intermediate panels are un-detailed.

Back panel: 1-3/16" thick panel of engineered wood construction with select oak veneer faces. The panel is attached to the end and intermediate panels with Mod-eez clips.

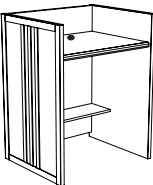
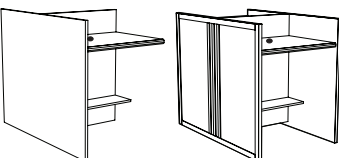
Shelf: Storage shelf is 3/4" three ply engineered wood with red oak veneers on both faces. The front edge is banded with 1/8" solid red oak. The shelf is 10" deep.

Worksurface height: Standard worksurface height is 29". Other worksurface heights are available at no additional charge. **To specify height: Add ADJ to the model number.**

Unit height: Standard unit height is 48"; also available in 42" and 36" heights.

Modular design: mediatechnologies® carrels may be disassembled and reconfigured. Adder units are similar to initial units but substitute one intermediate panel for two end panels. Specify: model number/edge/wood finish/laminate/height

All tables meet BIFMA standards.

Catalog Tables	Model Number	Description	Wgt.	Price
Single Faced 	H3136SOCT	Initial Catalog Table, 31"D X 36-7/8"W X 48"H	201	\$2,484
	H3150SOCT	Initial Catalog Table, 31"D X 50-3/8"W X 48"H	233	\$2,777
	H3136SOCTA	Catalog Table Adder, 31"D X 35-7/8"W X 48"H	154	\$1,768
	H3150SOCTA	Catalog Table Adder, 31"D X 49-3/8"W X 48"H	186	\$2,114
Double Faced 	H3136DOCT	Initial Catalog Table, 60"D X 36-7/8"W X 48"H	338	\$4,092
	H3150DOCT	Initial Catalog Table, 60"D X 50-3/8"W X 48"H	384	\$4,438
	H3136DOCTA	Catalog Table Adder, 60"D X 35-7/8"W X 48"H	244	\$2,840
	H3150DOCTA	Catalog Table Adder, 60"D X 49-3/8"W X 48"H	290	\$3,230

Options

Worksurface Height

Adjustable Worksurface

Panel (Overall) Height

Add to part number with P suffix (B120HC-36P)

How to indicate

Add to part number (BPP2836QC-27 for 27" high)

Add "-ADJ" to part number (B096HC-ADJ)

32" up to standard 48" height may be specified.

Heritage Carrels

General Specifications - Carrels

Worksurfaces: 1-1/4" thick, three ply engineered wood construction with .050" high pressure laminate (HPL) and a phenolic backer sheet. The front of the worksurface is edged with 5/8" x 1-1/4" solid red oak. The edge receives 1/8" radius roundover top and bottom. The worksurface is attached to the side and back panels with (3) steel brackets.

End / Intermediate Panels: The end and intermediate panels consist of a 1-3/16" thick panel of engineered wood construction with select oak veneer faces. End panels are bordered by 2" wide solid oak stiles and rails and show 1-1/2" wide vertical slats, centered within the stile/rail frame. Intermediate panels are undetailed.

Back Panel: The back panels consist of a 1-3/16" thick panel of engineered wood construction with select oak veneer faces. The panel is attached to the end and intermediate panels with Mod-eez clips.

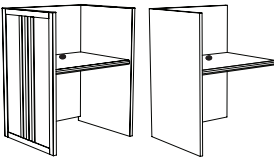
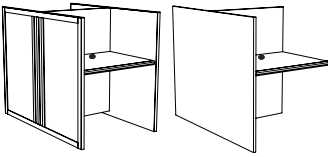
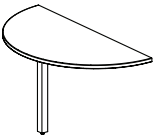
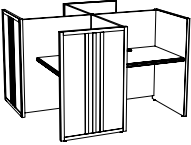
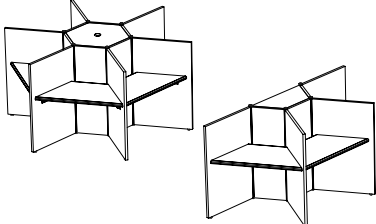
Worksurface Height: The standard worksurface height is 29". Other heights are available at no additional charge. To

Specify adjustable height: Add -ADJ to the item number.

Carrel Height: Standard carrel height is 48". Carrels are also available at 42" and 36" heights.

Modular Design: mediatechnologies® carrels may be disassembled and reconfigure. Adder units are similar to initial units but substitute one intermediate panel for two end panels.

Specify: Product Number / Wood Finish / Laminate / Height / Arrangement

Carrels	Model Number	Description	Wgt.	Price
Single Faced 	H2836SSC	Initial carrel, 31"D X 36-7/8"W X 48"H	193	\$2,662
	H2848SSC	Initial carrel, 31"D X 50-3/8"W X 48"H	225	\$2,970
	H2836SSCA	Adder carrel, 31"D X 35-7/8"W X 48"H	146	\$1,800
	H2848SSCA	Adder carrel, 31"D X 49-3/8"W X 48"H	178	\$2,154
Double Faced 	H2836DSC	Initial carrel, 60"D X 36-7/8"W X 48"H	330	\$4,408
	H2848DSC	Initial carrel, 60"D X 50-3/8"W X 48"H	376	\$4,768
	H2836DSCA	Adder carrel, 60"D X 35-7/8"W X 48"H	236	\$2,896
	H2848DSCA	Adder carrel, 60"D X 49-3/8"W X 48"H	282	\$3,291
Radius Worksurface 	H0060-RCW	Radius Carrel Worksurface 57-1/4" Diameter	59	\$1,344
Quad Carrels 	H2836QC	Quad carrel, 72"D X 72"W X 48"H	609	\$7,912
	H2848QC	Quad carrel, 99"D X 99"W X 48"H	807	\$9,339
Hex Carrels 	H096HC	96" Diameter X 48" high full hex carrel	575	\$11,899
	H096HHC	96" Diameter X 48" high half hex carrel	371	\$7,936

The RCS has the same edge detail as the carrel tops and is supported by 3" diameter round steel leg. It mounts along side of double sided carrel and is intended for end-of-run applications. Grommet available please include a layout with order.

Hex Lid: The hex lid is 1-1/4" thick three ply engineered wood construction with .050" HPL face and a phenolic backer sheet. The lid is supported by three steel brackets.

Power/Data: A USPCD power data module is fit into each back panel below the work surface. Each module has one interior and three exterior facing receptacles, a cat. 5 data jack and an on/off switch and provides power surge protection.

Options
 Worksurface Height
 Adjustable Worksurface
 Panel (Overall) Height
 Add to part number with P suffix (B120HC-36P)

How to indicate
 Add to part number (BPP2836QC-27 for 27" high)
 Add "-ADJ" to part number (B096HC-ADJ)
 32" up to standard 48" height may be specified.

General Specification


Table Top: Tops are 1-1/4" thick, three ply engineered wood construction with .050" high pressure laminate (HPL) and a phenolic backer sheet. The Malibu edge is 2" x 1-1/2" solid red oak with a 45° bottom bevel starting 1/2" below top. Tops 60" and over are supported on the underside with a 14 gauge steel keel. **To specify veneer core: Add -V to the model number.**

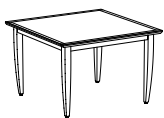
Legs: The legs are solid glued up red oak with eased edges. The 2 outside faces bow inward from 2 1/2" at the top to 1 1/4" at the bottom. They are attached to the top by means of a 5" x 5/16" steel plate. The leg and the plate are joined by (2) 5/16-18 machine bolts screwed into a 1/2" diameter barrel nut which is embedded in the leg. The steel plate is attached to the table top by (5) 5/16-18 machine bolts which screw into 5/16-18 metal inserts embedded in the top. Each leg is equipped with a levelling glide.


Table height: The standard table height is 29". Other heights are available. **To specify height: Add height to the model number (i.e. -27 for 27" height).**
Specify: model number/edge/wood finish/laminate/height

All tables meet BIFMA standards.

Library Tables

Rectangle	Model Number	Description	Wgt.	List Price
	MB3060T	30"W X 60"L Malibu Table	96	\$1,506
	MB3660T	36"W X 60"L Malibu Table	110	\$1,607
	MB4260T	42"W X 60"L Malibu Table	125	\$1,792
	MB3672T	36"W X 72"L Malibu Table	128	\$1,937
	MB4272T	42"W X 72"L Malibu Table	145	\$1,959

Square	Model Number	Description	Wgt.	List Price
	MB4242T	42"W X 42"L Malibu Table	96	\$1,521
	MB4848T	48"W X 48"L Malibu Table	116	\$1,536

Round	Model Number	Description	Wgt.	List Price
	MB0042T	42" Diameter Malibu Table	85	\$1,622
	MB0048T	48" Diameter Malibu Table	105	\$1,635

Required to Order:
Part number including any options
Wood finish
Laminate

Options	How to Indicate
Veneer Core Top	Add "-V" to part number (B2436T-V)
Table Height	Add to part number (B2436T-27 for 27" high)

Malibu Wood Tables

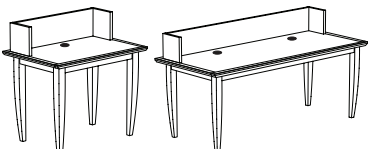
General Specification

Table Top: Tops are 1-1/4" thick, three ply engineered wood construction with .050" high pressure laminate (HPL) and a phenolic backer sheet. The Malibu edge is 2" x 1-1/2" solid red oak with a 45° bottom bevel starting 1/2" below top. Tops 60" and over are supported on the underside with 14 gauge steel keel.

Legs: Legs are 2-1/2" solid red oak with a 1/4" round-over radius on all long edges and are attached to the top by means of a 5" x 5" x 5/16" steel plate. Leg and plate are joined by (2) 5/16-18 machine bolts screwed into 1/2" diameter steel barrel nut which is embedded in the leg. The steel plate is attached to the table top by (5) 5/16-18 machine bolts which screw into 5/16-18 metal inserts embedded in the top. Each leg is equipped with a levelling glide.

Specify: model number/edge/wood finish/laminate/height

All tables meet BIFMA standards.

Carrel Tables	Model Number	Description	Wgt.	Price
	MB2436CT	Malibu Carrel Table, 24"D X 36"W,	71	\$2,119
	MB3036CT	Malibu Carrel Table, 30"D X 36"W	81	\$2,314
	MB2472CT	Malibu Carrel Table, 24"D X 72"W	121	\$2,785
	MB3072CT	Malibu Carrel Table, 30"D X 72"W	140	\$2,913

General Specification

Worksurfaces: 1-1/4" thick, three ply engineered wood construction with .050" high pressure laminate (HPL) and a phenolic backer sheet. The front of the worksurface edge is 2" x 1-1/2" solid red oak with a 45° bottom bevel starting 1/2" below top. The edge receives a 13° reverse bevel. The worksurface is attached to the side and back panels with (3) steel brackets.

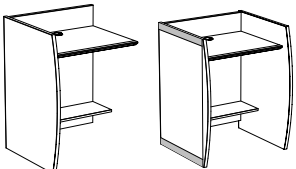
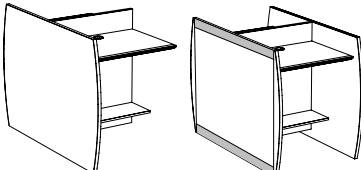
End/intermediate panels: The intermediate panels are 1-3/16" thick, three ply engineered wood with select red oak veneers on both sides. The panels are banded with 1/8" solid red oak veneers on both faces. The front edge is banded with 1/8" solid red oak on top, bottom and front edge. Each panel is equipped with an adjustable glide.

Shelf: Storage shelf is 3/4" three ply engineered wood with red oak veneers on both faces. The front edge is banded with 1/8" solid red oak. The shelf is 10" deep.

Worksurface height: Standard worksurface height is 29". Other worksurface heights are available at no additional charge. **To specify height: Add ADJ to the model number.**

Unit height: Standard unit height is 48"; also available in 42" and 36" heights.
Modular design: mediatechnologies® carrels may be disassembled and reconfigured. Adder units are similar to initial units but substitute one intermediate panel for two end panels. Specify: model number/edge/wood finish/laminate/height

All tables meet BIFMA standards.

Catalog Tables	Model Number	Description	Wgt.	Price
Single Faced 	MB3136SOCT	Initial Catalog Table, 31" D X 36-7/8"W X 48"H	201	\$2,531
	MB3150SOCT	Initial Catalog Table, 31" D X 50-3/8"W X 48"H	233	\$2,829
	MB3136SOCTA	Catalog Table Adder, 31" D X 35-7/8"W X 48"H	154	\$1,800
	MB3150SOCTA	Catalog Table Adder, 31" D X 49-3/8"W X 48"H	186	\$2,155
Double Faced 	MB3136DOCT	Initial Catalog Table, 60"D X 36-7/8"W X 48"H	338	\$4,173
	MB3150DOCT	Initial Catalog Table, 60"D X 50-3/8"W X 48"H	384	\$4,524
	MB3136DOCTA	Catalog Table Adder, 60"D X 35-7/8"W X 48"H	244	\$2,896
	MB3150DOCTA	Catalog Table Adder, 60"D X 35-7/8"W X 48"H		\$3,291

Options

Worksurface Height

Adjustable Worksurface

Panel (Overall) Height

Add to part number with P suffix (B120HC-36P)

How to indicate

Add to part number (BP-P2836QC-27 for 27" high)

Add "-ADJ" to part number (B096HC-ADJ)

32" up to standard 48" height may be specified.

General Specifications - Carrels

Worksurfaces: 1-1/4" thick, three ply engineered wood construction with .050" high pressure laminate (HPL) and a phenolic backer sheet. The front of the worksurface edge is 2" x 1-1/2" solid red oak with a 45 degree bottom bevel starting 1/2" below top. The worksurface is attached to the side and back panels with (3) steel brackets.

End / Intermediate Panels: Intermediate panels are 1-3/16" thick, three ply engineered wood with select red oak veneers on both sides. The front edges of the panels are symmetrically bowed from top to bottom, adding 3" to each edge at it widest point. The panels are banded with 1/8" solid red oak on the top, bottom and front edge. Panels are attached to each other with Mod-eez fasteners. Each panel is equipped with an adjustable glide. End panel is detailed with laminate inset.

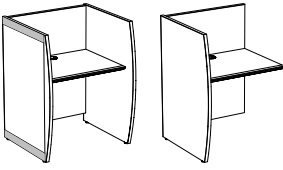
Worksurface Height: Standard worksurface height is 29". Other heights are available at no additional charge. To Specify adjustable height: Add -ADJ

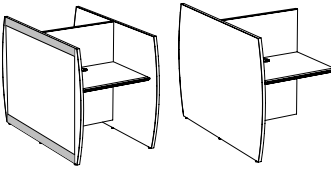
to the item number.


Carrel Height: Standard carrel height is 48". Carrels are also available 42" and 36" high.

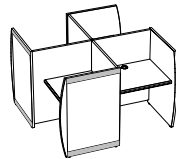
Modular Design: mediatechnologies® carrels may be disassembled and reconfigure. Adder units are similar to initial units but substitute one intermediate panel for two end panels.

Specify: Product Number / Wood Finish / Laminate / Height / Arrangement

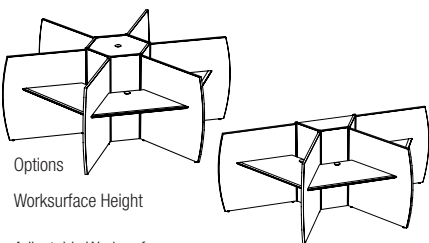
Carrels	Model Number	Description	Wgt.	Price
	MB2836SC	Initial carrel, 31"D X 36-7/8"W X 48"H	193	\$2,583
	MB2848SC	Initial carrel, 31"D X 50-3/8"W X 48"H	225	\$2,881
	MB2836SCA	Adder carrel, 31"D X 35-7/8"W X 48"H	146	\$1,800
	MB2848SCA	Adder carrel, 31"D X 49-3/8"W X 48"H	178	\$2,155

	MB2836DSC	Initial carrel, 60"D X 36-7/8"W X 48"H	330	\$4,277
	MB2848DSC	Initial carrel, 60"D X 50-3/8"W X 48"H	376	\$4,628
	MB2836DSCA	Adder carrel, 60"D X 35-7/8"W X 48"H	236	\$2,896
	MB2848DSCA	Adder carrel, 60"D X 49-3/8"W X 48"H	282	\$3,292

	MB0060-RCW	Radius Carrel Worksurface 57-1/4" Diameter	59	\$1,345
---	------------	--	----	---------

	MB2836QC	Quad carrel, 72"D X 72"W X 48"H	609	\$7,680
	MB2848QC	Quad carrel, 99"D X 99"W X 48"H	807	\$9,067

The RCS has the same edge detail as the carrel tops and is supported by 3" diameter round steel leg. It mounts along side of double sided carrel and is intended for end-of-run applications. Grommet available please include a layout with order.

Hex Carrels				
	MB096HC	96" Diameter X 48" high full hex carrel	664	\$7,729
	MB096HHC	96" Diameter X 48" high half hex carrel	425	\$5,154

Options

Worksurface Height

Adjustable Worksurface

Panel (Overall) Height

Add to part number with P suffix (B120HC-36P)

How to indicate

Add to part number (BP-P2836QC-27 for 27" high)

Add "-ADJ" to part number (B096HC-ADJ)

32" up to standard 48" height may be specified.

Hex Lid: The hex lid is 1-1/4" thick three ply engineered wood construction with .050" HPL face and a phenolic backer sheet. The lid is supported by three steel brackets.

Power/Data: A USPCD power data module is fit into each back panel below the work surface. Each module has one interior and three exterior facing receptacles, a cat. 5 data jack and an on/off switch and provides power surge protection.

Puzzle Metal Base Tables

General Specification

Table Top: Tops are 1-1/4" thick, three ply engineered wood construction with .050" high pressure laminate (HPL) and a phenolic backer sheet. HPL top is comprised of four pieces of laminate pieced together in a decorative pattern. The table is edged with a 3mm red oak external edge band. Tables 60" and longer are supported with a 14 gauge steel keel. Puzzle piece cutout is optional.

Legs: The bent legs are fabricated using 11 gauge 1-1/2" diameter steel tubing. The top plate is 1/4" steel. The legs come standard with a 2-1/4" high x 2-1/8" diameter glide.

Table height: The standard table height is 29". A 27" height is also available. **To specify height: Add height to the model number (i.e. -27 for 27" height).**

Specify: model number/edge/wood finish/laminate/height

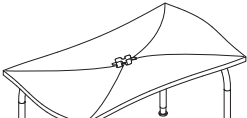
All tables meet BIFMA standards.

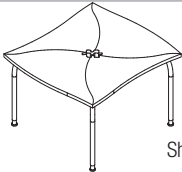
Required to Order: Part number including any options, Wood finish and laminate.


Options How to indicate
 Table Height Add to part number (PZ3060T-27 for 27" high.
 Heights taller than 29" will incur an upcharge.
 Casters Add "-C" to part number

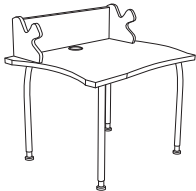
Note: Puzzle piece Cutout Option - Add \$125 to List Price

Library Tables

Rectangle	Model Number	Description	Wgt.	List Price
 <p>Shown with optional puzzle piece cutout</p>	PZ3060T-29	Puzzle Reading Table 30"W X 60"L	96	\$1,276
	PZ3660T-29	Puzzle Reading Table 36"W X 60"L	110	\$1,345
	PZ4260T-29	Puzzle Reading Table 42"W X 60"L	125	\$1,798
	PZ3672T-29	Puzzle Reading Table 36"W X 72"L	128	\$1,581
	PZ4272T-29	Puzzle Reading Table 42"W X 72"L	145	\$1,840

Square	Model Number	Description	Wgt.	List Price
 <p>Shown with optional puzzle piece cutout</p>	PZ4242T-29	Puzzle Reading Table 42"W X 42"L	96	\$1,376
	PZ4848T-29	Puzzle Reading Table 48"W X 48"L	116	\$1,388

Round	Model Number	Description	Wgt.	List Price
 <p>Shown with optional puzzle piece cutout</p>	PZ0042T-29	Puzzle Reading Table 42" Dia. X 29"H	85	\$1,509
	PZ0048T-29	Puzzle Reading Table 48" Dia. X 29"H	105	\$1,540

Carrel Tables	Model Number	Description	Wgt.	Price
	PZ2436CT	Puzzle Carrel Table 24"D X 36"W	63	\$869
	PZ3036CT	Puzzle Carrel Table 30"D X 36"W	74	\$1,007
	PZ2472CT	Puzzle Carrel Table 24"D X 72"W	107	\$1,272
	PZ3072CT	Puzzle Carrel Table 30"D X 72"W	123	\$1,494

Catalog Tables, Carrels, Hex Carrels

Puzzle-themed Catalog Tables, Carrels and Hex Carrels can be created by applying the "Puzzle Applique" (model PZAPPL-ABCD17) to the side panels of your choice of either Bookmark or Twist Design Line Catalog Tables, Carrels and Hex Carrels. Please indicate your choice of laminate for each of the puzzle pieces A, B, C and D. See pricing below.

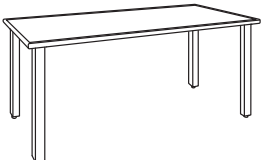
Puzzle Applique	Model Number	Description	Wgt.	Price
	PZAPPL-ABCD17	17" W X 17.5" H Applique, 4 puzzle pieces		\$256
	PZAPPL-E8	8" W X 8" H Applique, 1 puzzle piece		\$128

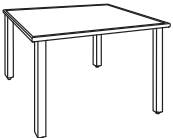
Benchmark


Table Top: Table tops are 1-1/4" thick, three-ply 45# particleboard with .050" high-pressure laminate top surface and .030" phenolic backer. Edge types include Benchmark Bevel (KB), Benchmark Bullnose (KN) and Benchmark Waterfall (KW). Apron-free construction provides increased leg room and ADA compatibility. Table tops 60" and longer are supported by a steel keel.

Leg and Base: legs are 2-1/4" solid glued up red oak with a smooth 3/8" radius on all long edges and equipped with adjustable levelers. Legs are attached to the table top with machine bolts, 5" x 5" solid steel plate and barrel nut embedded in the leg.

Tables

Rectangle	Part Number	Description	Wgt.	List Price
	K3060T	30"W X 60"L		\$1,057
	K3072T	30"W X 72"L		\$1,137
	K3660T	36"W X 60"L		\$1,137
	K3672T	36"W X 72"L		\$1,246

Square	Part Number	Description	Wgt.	List Price
	K4242T	42"W X 42"L		\$1,076
	K4848T	48"W X 48"L		\$1,079

Round	Part Number	Description	Wgt.	List Price
	K0042T	42"Dia. X 29"H		\$1,216
	K0048T	48"Dia. X 29"H		\$1,219
	K0060T	60"Dia. X 29"H		\$1,594

Power Up Table

General Specification

Table Top: Tops are 1-1/4" thick, three ply 45# particle board construction with .050" high pressure laminate top surface and a .030 phenolic backer. Worksurface available in all standard laminates, Chemgard chemical resistant laminate and 1" thick black solid epoxy resin top.

Legs: Legs are 2-1/4" square with radiused edges. They are attached to the apron frame through a corner bracket using two 5/16" bolts.

Aprons: Are 3/4" x 4", pocketed on the inside faces for attachment hardware.


Table height: The standard table height is 29". Other heights are available. **To specify height: Add height to the model number (i.e. -27 for 27" height).**
Specify: model number/edge/wood finish/laminate/powder coat color/height

All tables meet BIFMA standards.

Wood Legs	Part Number	Description	Wgt.	List Price
	PU-F3048-36	30" deep x 48" wide x 36"high, hardwood frame, HPL top		\$3,066
	PU-F3096-36	30" deep x 96" wide x 36"high, hardwood frame, HPL top		\$5,519
	PU-F5796-36	57" deep x 48" wide x 36"high, hardwood frame, HPL top		\$8,241

Steel Legs	Part Number	Description	Wgt.	List Price
	SPU-F3048-36	30" deep x 48" wide x 36"high, steel legs, hardwood frame, HPL top		\$2,975
	SPU-F3096-36	30" deep x 96" wide x 36"high, steel legs, hardwood frame, HPL top		\$5,353
	SPU-F5796-36	57" deep x 48" wide x 36"high, steel legs, hardwood frame, HPL top		\$7,994

32" Height available



Design Line Circulation Desks

Modular Case Component System

Modular Circulation Desks

Specify individual case components to assemble the complete circulations desk unit To specify a design line you must include a letter indicator: No letter indicator will specify our standard Bookmark design.

M-Metro

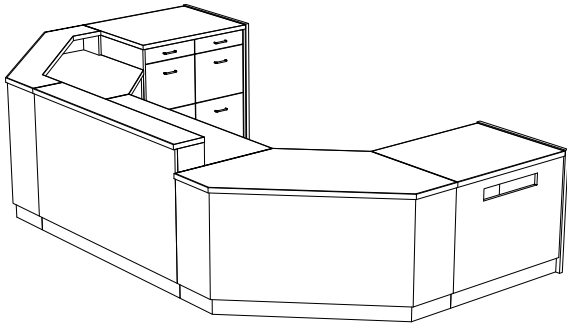
L-Lexington

H-Heritage

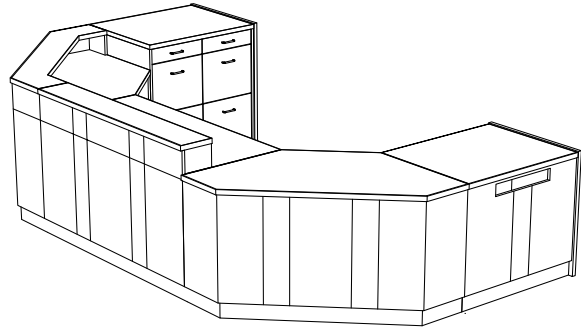
MB-Malibu

CL-Charleston

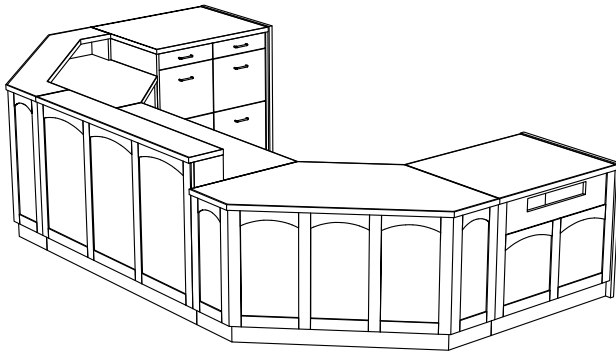
KS-Keystone



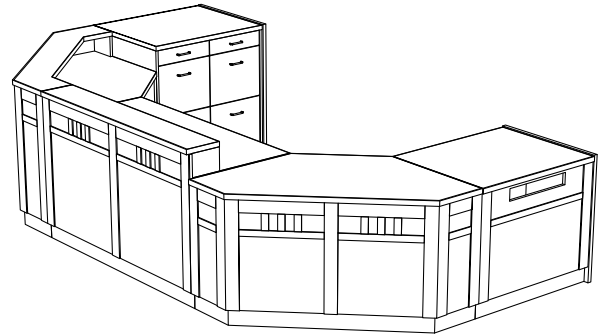
Bookmark Design



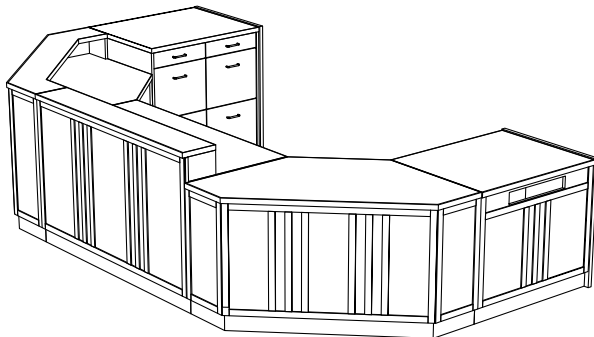
Metro Design



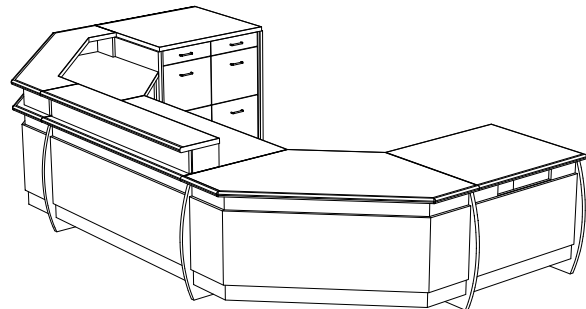
Lexington Design



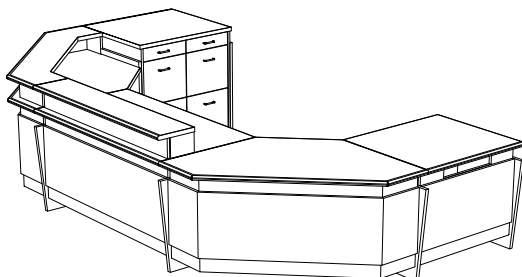
Charleston Design



Heritage Design



Malibu Design



Keystone Design

Puzzle Design options are also available.
See page 74 for details.

mediatechnologies®

Design Line Modular Circulations Desks

General Specifications - Circulation Desks

Modular Case System: Each case module is fully assembled, allowing for simple field assembly of the complete circulation desk as well as for easy reconfiguration, if necessary. Cases connect with male/female threaded metal connectors.

Top: Tops are 1-1/4" thick, three ply engineered wood construction with .050" High pressure laminate, HPL, and a phenolic backer sheet. The patron side is edged with 5/16" x 1-1/4" solid red oak (with the exception on the Malibu and Keystone design have 1-5/8") with a 1/4" radius top and bottom. The edges and back side of the top are edged with 1/8" solid red oak.

Case Construction: Circulation desk modules are constructed of 3/4" thick, three ply particleboard with plain sliced "A" grade oak veneer. All modules, except Malibu style, utilize a continuous front design (sides do not penetrate), with a 4" High recessed toe. Cabinets are assembled using glue and dowel joinery. Note: One Terminating End Panel is required for each exposed end of a complete desk assembly.

Adjustable Shelves: Adjustable shelves are 3/4" thick three ply particleboard plywood with "A" grade oak veneer faces. The exposed edges are edged with 1/8" solid red oak. Shelves are adjustable on 32mm increments.

Drawers: Drawers are constructed of 1/2" nine ply baltic birch plywood. Drawers have 3/4" thick fronts with "A" grade oak veneer. Box drawers have 100 lb. full extension slides, file drawers have 100 lb. full extension slides.

Doors: Doors are constructed of 3/4" thick, three ply particleboard with plain sliced "A" grade oak veneer faces and edged on all sides with 1/8" solid red oak. Door hardware includes concealed hinges, fully adjustable in all 3 axes, and wire pulls.

Continuous Top Construction: Tops may be specified as continuous.

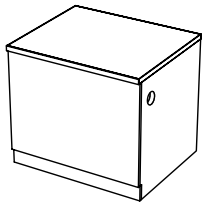
Locks: Units may be specified with doors and/or drawers locking, keyed random or alike.

Design Lines: mediatechnologies® offers seven design lines of circulation desk modules, all using the general construction specifications above.

To specify a design line you must include a letter indicator: No letter indicator will specify our standard Bookmark design.

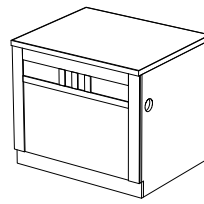
M-Metro **L**-Lexington **H**-Heritage **MB**-Malibu
CL-Charleston **KS**-Keystone

Please see below for design descriptions

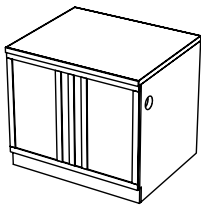


Bookmark: no detail.

Model Number example for
Bookmark Desk unit;
MCD-36D-29




Charleston: combining the mission detail and stilette design for a modern twist on a classic style. Applied to the patron side of most modular units. Model Number example for Charleston Desk unit; MCD-CL-36D-29

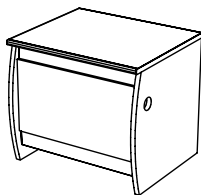


Heritage: a mission style design line, also using solid oak details applied to the patron side of most modular units.

Model Number example for
Heritage Desk unit;
MCD-H-36D-29

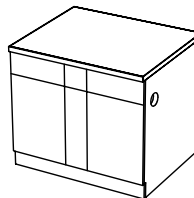


Keystone: modern style design using laminate inlay details and tapered end panels. Model Number example for Keystone Desk unit; MCD-KS-36D-29

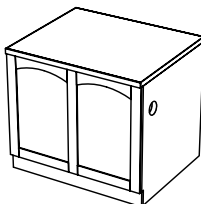


Malibu: a modern style design using curved end panels with laminate inlay details at top and bottom applied to the patron side of most modular units.

Model Number example for
Malibu Desk unit;
MCD-MB-36D-29

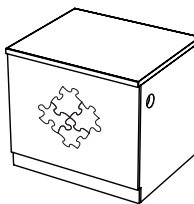


Metro: a clean and stylish design line detailed with 1/8" deep x 1/8" wide grooves painted black applied to the patron side of most modular units. Model Number example for Metro Desk unit; MCD-M-36D-29



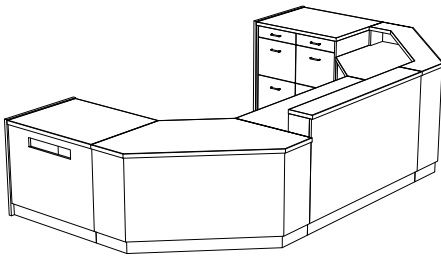
Lexington: a classic arched rail and stilette design line, using solid oak details applied to the patron side of most modular units.

Model Number example for
Lexington Desk unit;
MCD-L-36D-29



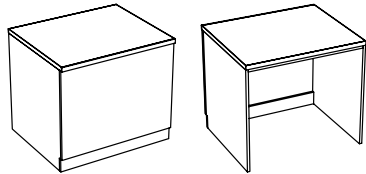
Puzzle: Puzzle detail.

Puzzle detail applique can be added to Bookmark, Malibu and Keystone modules. See page 74 for details



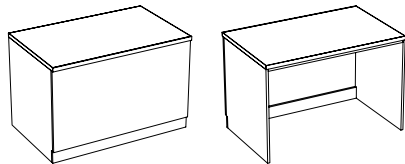
Desk Units

36" Wide




Model Number	Description	Wgt.	Price
MCD-36D-29	Desk Unit, 36"W X 30"D X 29" H	116	\$1,739
MCD-36D-32	Desk Unit, 36"W X 30"D X 32" H	122	\$1,739
MCD-36D-32-ADA	ADA Desk Unit, 36"W X 30"D X 32"H	122	\$1,739
MCD-36D-39	Desk Unit, 36"W X 30"D X 39" H	137	\$1,849
MCD-36D-32-ADJ	Desk Unit, 36"W X 30"D X ADJ. H	122	\$1,895

48" Wide



Model Number	Description	Wgt.	Price
MCD-48D-29	Desk Unit, 48"W X 30"D X 29" H	127	\$2,315
MCD-48D-32	Desk Unit, 48"W X 30"D X 32" H	134	\$2,315
MCD-48D-39	Desk Unit, 48"W X 30"D X 39" H	149	\$2,454
MCD-48D-32-ADJ	Desk Unit, 48"W X 30"D X ADJ. H	134	\$2,522

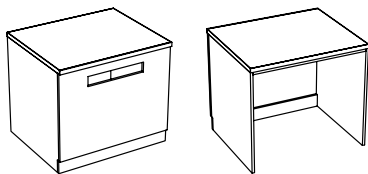
72" Wide



Model Number	Description	Wgt.	Price
MCD-72D-29	Desk Unit, 72"W X 30"D X 29" H	201	\$3,534
MCD-72D-32	Desk Unit, 72"W X 30"D X 32" H	208	\$3,534
MCD-72D-39	Desk Unit, 72"W X 30"D X 39" H	226	\$3,552
MCD-72D-32-ADJ	Desk Unit, 72"W X 30"D X ADJ. H	208	\$3,853

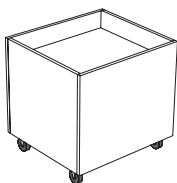
Note: Desk units are available in other lengths to meet specific project needs. Please inquire.

Book Return Module



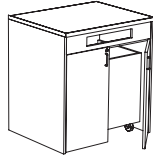
Model Number	Description	Wgt.	Price
MCD-36BR-29	Book Return, 36"W X 30"D X 29" H	115	\$1,862
MCD-36BR-32	Book Return, 36"W X 30"D X 32" H	121	\$1,862
MCD-36BR-39	Book Return, 36"W X 30"D X 39" H	136	\$1,975

Descending Platform Book Truck



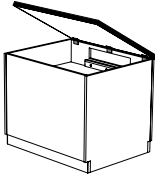
Model Number	Description	Wgt.	Price
MCD-22DBT	22" D X 26" W X 28" H Designed to fit under book return module	137	\$2,294

Stand-Alone Book Return and Descending Book Truck	Model Number	Description	Wgt.	Price
---	--------------	-------------	------	-------



MCD-36CBR/DBT-48	Book Return, 36"W X 30"D X 48" H and Book Truck 22" D X 26" W X 28"	252	\$4,457
------------------	---	-----	---------

Front Panel Slot Book Return Module with Descending Platform	Model Number	Description	Wgt.	Price
--	--------------	-------------	------	-------



MCD-S36BR-32	Book Return w Front Panel Slot & Descending Platform, 36"W X 30"D X 39" H	195	\$2,570
MCD-S36BR-39	Book Return w Front Panel Slot & Descending Platform, 36"W X 30"D X 32" H	210	\$2,726

Top Surface Slot Book Return Module with Drawer and Shelf Storage	Model Number	Description	Wgt.	Price
---	--------------	-------------	------	-------



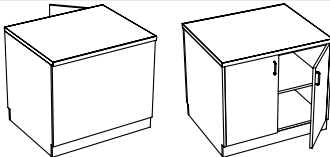
MCD-36SBR-TOP-29	Book Return w Top Slot, 36"W X 30"D X 29" H	198	\$2,700
MCD-36SBR-TOP-32	Book Return w Top Slot, 36"W X 30"D X 32" H	201	\$2,700
MCD-36SBR-TOP-39	Book Return w Top Slot, 36"W X 30"D X 39" H	215	\$2,725

Drawer Units	Model Number	Description	Wgt.	Price
--------------	--------------	-------------	------	-------



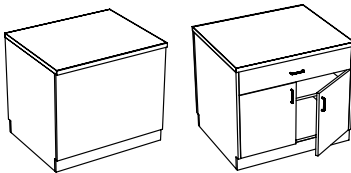
MCD-36-4D-29	Drawer Unit, 36"W X 30"D X 29" H with 4 drawers	240	\$4,466
MCD-36-4D-32	Drawer Unit, 36"W X 30"D X 32" H with 4 drawers	245	\$4,531
MCD-36-6D-32	Drawer Unit, 36"W X 30"D X 32" H with 6 drawers	250	\$4,627
MCD-36-6D-39	Drawer Unit, 36"W X 30"D X 39" H with 6 drawers	284	\$4,672

Cupboard Units	Model Number	Description	Wgt.	Price
----------------	--------------	-------------	------	-------



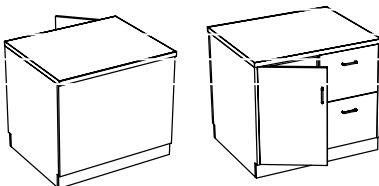
MCD-36CS-29	Cupboard Unit, 36"W X 30"D X 29" H	187	\$2,639
MCD-36CS-32	Cupboard Unit, 36"W X 30"D X 32" H	190	\$2,639
MCD-36CS-39	Cupboard Unit, 36"W X 30"D X 39" H	208	\$2,666

Cupboard Unit With Drawer	Model Number	Description	Wgt.	Price
---------------------------	--------------	-------------	------	-------




MCD-36CD-29	Cupboard Unit, 36"W X 30"D X 29" H with drawer	199	\$3,036
MCD-36CD-32	Cupboard Unit, 36"W X 30"D X 32" H with drawer	205	\$3,036
MCD-36CD-39	Cupboard Unit, 36"W X 30"D X 39" H with drawer	223	\$3,060

Cupboard Unit With 2 & 3 Drawers	Model Number	Description	Wgt.	Price
----------------------------------	--------------	-------------	------	-------

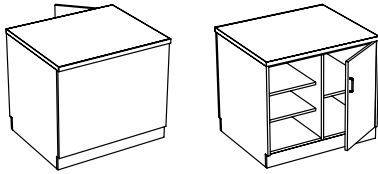


MCD-36C2D-29	Cupboard Unit, 36"W X 30"D X 29" H with 2 drawers, file/file	220	\$3,870
MCD-36C2D-32	Cupboard Unit, 36"W X 30"D X 32" H with 2 drawers, file/file	223	\$3,870
MCD-36C3D-32	Cupboard Unit, 36"W X 30"D X 32" H with 3 drawers, box/box/file	228	\$4,025
MCD-36C3D-39	Cupboard Unit, 36"W X 30"D X 39" H with 3 drawers, box/file/file	254	\$4,061

Drawers in these units accommodate standard hanging files. Please specify on which side the door is to be placed.

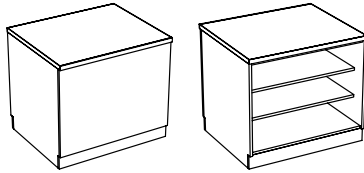


Cupboard Unit With Open Storage



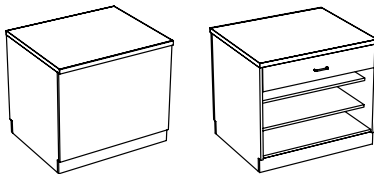
Model Number	Description	Wgt.	Price
MCD-36COS-29	Cupboard Unit, 36"W X 30"D X 29" H with open storage	184	\$2,766
MCD-36COS-32	Cupboard Unit, 36"W X 30"D X 32" H with open storage	188	\$2,766
MCD-36COS-39	Cupboard Unit, 36"W X 30"D X 39" H with open storage	202	\$2,803

Open Storage Units



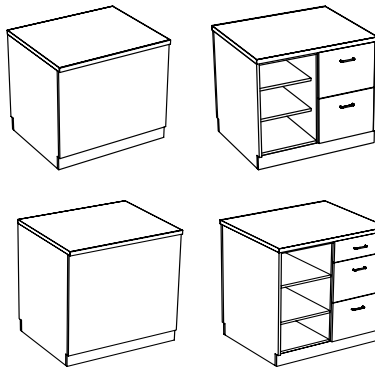
Model Number	Description	Wgt.	Price
MCD-36OS-29	Open Storage, 36"W X 30"D X 29" H	183	\$2,117
MCD-36OS-32	Open Storage, 36"W X 30"D X 32" H	186	\$2,117
MCD-36OS-39	Open Storage, 36"W X 30"D X 39" H	200	\$2,137

Open Storage Unit With Drawer



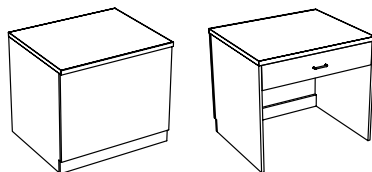
Model Number	Description	Wgt.	Price
MCD-36OSD-29	Open Storage, 36"W X 30"D X 29" H with drawer	198	\$2,598
MCD-36OSD-32	Open Storage, 36"W X 30"D X 32" H with drawer	201	\$2,598
MCD-36OSD-39	Open Storage, 36"W X 30"D X 39" H with drawer	215	\$2,623

Open Storage Unit With 2 & 3 Drawers



Model Number	Description	Wgt.	Price
MCD-36OS2D-29	Open Storage, 36"W X 30"D X 29" H with 2 drawers, file/file	207	\$3,779
MCD-36OS2D-32	Open Storage, 36"W X 30"D X 32" H with 2 drawers, file/file	210	\$3,779
MCD-36OS3D-32	Open Storage, 36"W X 30"D X 32" H with 3 drawers, box/box/file	218	\$3,910
MCD-36OS3D-39	Open Storage, 36"W X 30"D X 39" H with 3 drawers, box/file/file	238	\$4,077

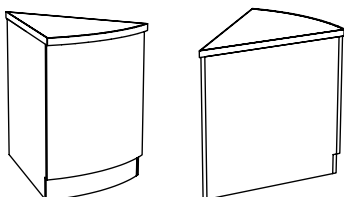
Kneespace Unit



Model Number	Description	Wgt.	Price
MCD-36KS-29	Kneespace Unit, 36"W X 30"D X 29" H	134	\$2,445
MCD-36KS-32	Kneespace Unit, 36"W X 30"D X 32" H	136	\$2,445
MCD-36KS-39	Kneespace Unit, 36"W X 30"D X 39" H	149	\$2,468

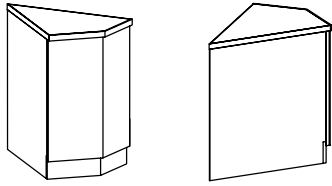
Corner Units

45 Degree Radius



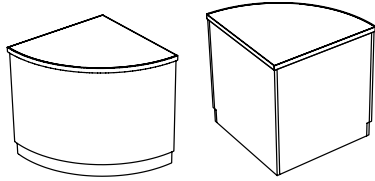
Model Number	Description	Wgt.	Price
MCD-30RC45-29	Radius Corner, 30"W X 30"D X 29" H	74	\$2,275
MCD-30RC45-32	Radius Corner, 30"W X 30"D X 32" H	77	\$2,275
MCD-30RC45-39	Radius Corner, 30"W X 30"D X 39" H	84	\$2,495

45 Degree Flat



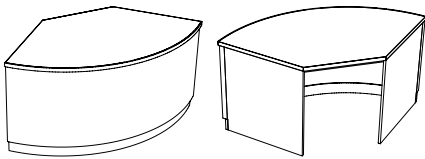
Model Number	Description	Wgt.	Price
MCD-30FC45-29	Flat Corner, 30"W X 30"D X 29" H	74	\$2,275
MCD-30FC45-32	Flat Corner, 30"W X 30"D X 32" H	77	\$2,275
MCD-30FC45-39	Flat Corner, 30"W X 30"D X 39" H	84	\$2,495

90 Degree Radius



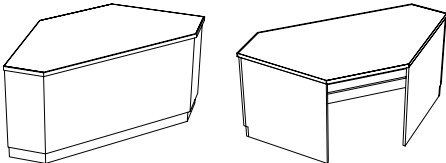
Model Number	Description	Wgt.	Price
MCD-30RC-29	Radius Corner, 30"W X 30"D X 29" H	148	\$2,372
MCD-30RC-32	Radius Corner, 30"W X 30"D X 32" H	153	\$2,372
MCD-30RC-39	Radius Corner, 30"W X 30"D X 39" H	168	\$2,495

90 Degree Extended Radius



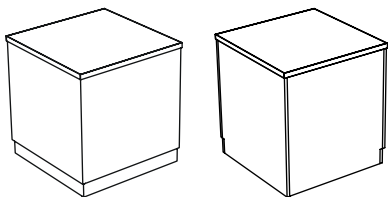
Model Number	Description	Wgt.	Price
MCD-30ERC-29	Radius Ext. Corner, 66"W X 30"D X 29" H	276	\$4,948
MCD-30ERC-32	Radius Ext. Corner, 66"W X 30"D X 32" H	284	\$4,948
MCD-30ERC-39	Radius Ext. Corner, 66"W X 30"D X 39" H	306	\$5,087

90 Degree Extended Flat



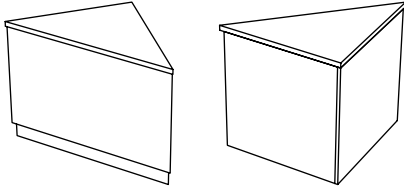
Model Number	Description	Wgt.	Price
MCD-30EFC-29	Flat Ext. Corner, 66"W X 30"D X 29" H	164	\$4,206
MCD-30EFC-32	Flat Ext. Corner, 66"W X 30"D X 32" H	173	\$4,206
MCD-30EFC-39	Flat Ext. Corner, 66"W X 30"D X 39" H	190	\$4,325

90 Degree Square



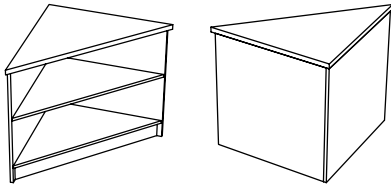
Model Number	Description	Wgt.	Price
MCD-30SC-29	Square Corner, 30"W X 30"D X 29"H	150	\$1,948
MCD-30SC-32	Square Corner, 30"W X 30"D X 32"H	155	\$1,948
MCD-30SC-39	Square Corner, 30"W X 30"D X 39"H	170	\$2,052

Triangle Corner Unit

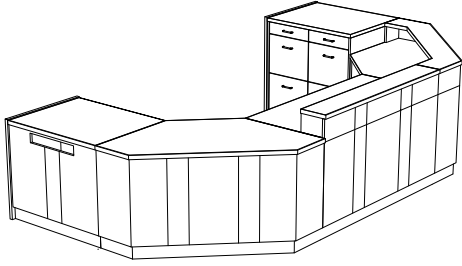


Model Number	Description	Wgt.	Price
MCD-30TC-29	Triangle Corner, 30"W X 30"D X 29" H	87	\$1,948
MCD-30TC-32	Triangle Corner, 30"W X 30"D X 32" H	89	\$1,948
MCD-30TC-39	Triangle Corner, 30"W X 30"D X 39" H	97	\$2,053

Triangle Corner Unit with Shelves



Model Number	Description	Wgt.	Price
MCD-30TCS-29	Triangle Corner, 30"W X 30"D X 29" H with shelves	85	\$2,113
MCD-30TCS-32	Triangle Corner, 30"W X 30"D X 32" H with shelves	87	\$2,113
MCD-30TCS-39	Triangle Corner, 30"W X 30"D X 39" H with shelves	95	\$2,224



Desk Units

36" Wide	Model Number	Description	Wgt.	List Price
	MCD-M-36D-29	Desk Unit, 36"W X 30"D X 29" H	116	\$1,838
	MCD-M-36D-32	Desk Unit, 36"W X 30"D X 32" H	122	\$1,838
	MCD-M-36D-39	Desk Unit, 36"W X 30"D X 39" H	137	\$1,947
	MCD-M-36D-32-ADJ	Desk Unit, 36"W X 30"D X ADJ. H	122	\$2,002

48" Wide	Model Number	Description	Wgt.	List Price
	MCD-M-48D-29	Desk Unit, 48"W X 30"D X 29" H	127	\$2,448
	MCD-M-48D-32	Desk Unit, 48"W X 30"D X 32" H	134	\$2,448
	MCD-M-48D-39	Desk Unit, 48"W X 30"D X 39" H	149	\$2,594
	MCD-M-48D-32-ADJ	Desk Unit, 48"W X 30"D X ADJ. H	134	\$2,668

72" Wide	Model Number	Description	Wgt.	List Price
	MCD-M-72D-29	Desk Unit, 72"W X 30"D X 29" H	201	\$3,736
	MCD-M-72D-32	Desk Unit, 72"W X 30"D X 32" H	208	\$3,736
	MCD-M-72D-39	Desk Unit, 72"W X 30"D X 39" H	226	\$3,750
	MCD-M-72D-32-ADJ	Desk Unit, 72"W X 30"D X ADJ. H	208	\$3,025

Book Return	Model Number	Description	Wgt.	List Price
	MCD-M-36BR-29	Book Return, 36"W X 30"D X 29" H	115	\$1,961
	MCD-M-36BR-32	Book Return, 36"W X 30"D X 32" H	121	\$1,961
	MCD-M-36BR-39	Book Return, 36"W X 30"D X 39" H	136	\$2,073

Descending Platform Book Truck	Model Number	Description	Wgt.	List Price
	MCD-22DBT	22" D X 26" W X 28" H Designed to fit under book return module	137	\$2,294

Top Surface Slot Book Return Module with Drawer and Shelf Storage	Model Number	Description	Wgt.	Price
	MCD-M-36SBR-TOP-29	Book Return w Top Slot, 36"W X 30"D X 29" H	198	\$2,799
	MCD-M-36SBR-TOP-32	Book Return w Top Slot, 36"W X 30"D X 32" H	201	\$2,799
	MCD-M-36SBR-TOP-39	Book Return w Top Slot, 36"W X 30"D X 39" H	215	\$2,823

Cupboard Units	Model Number	Description	Wgt.	List Price
	MCD-M-36CS-29	Cupboard Unit, 36"W X 30"D X 29" H	187	\$2,739
	MCD-M-36CS-32	Cupboard Unit, 36"W X 30"D X 32" H	190	\$2,739
	MCD-M-36CS-39	Cupboard Unit, 36"W X 30"D X 39" H	208	\$2,766

Cupboard Unit With Drawer	Model Number	Description	Wgt.	List Price
	MCD-M-36CD-29	Cupboard Unit, 36"W X 30"D X 29" H with drawer	199	\$3,136
	MCD-M-36CD-32	Cupboard Unit, 36"W X 30"D X 32" H with drawer	205	\$3,136
	MCD-M-36CD-39	Cupboard Unit, 36"W X 30"D X 39" H with drawer	223	\$3,162

Cupboard Unit With 2 & 3 Drawers	Model Number	Description	Wgt.	List Price
	MCD-M-36C2D-29	Cupboard Unit, 36"W X 30"D X 29" H with 2 drawers, file/file	220	\$3,974
	MCD-M-36C2D-32	Cupboard Unit, 36"W X 30"D X 32" H with 2 drawers, file/file	223	\$3,974
	MCD-M-36C3D-32	Cupboard Unit, 36"W X 30"D X 32" H with 3 drawers, box/box/file	228	\$4,130
	MCD-M-36C3D-39	Cupboard Unit, 36"W X 30"D X 39" H with 3 drawers, box/file/file	254	\$4,165

Cupboard Unit With Open Storage	Model Number	Description	Wgt.	List Price
	MCD-M-36COS-29	Cupboard Unit, 36"W X 30"D X 29" H with open storage	184	\$2,865
	MCD-M-36COS-32	Cupboard Unit, 36"W X 30"D X 32" H with open storage	188	\$2,865
	MCD-M-36COS-39	Cupboard Unit, 36"W X 30"D X 39" H with open storage	202	\$2,902

Open Storage Units	Model Number	Description	Wgt.	List Price
	MCD-M-36OS-29	Open Storage, 36"W X 30"D X 29" H	183	\$2,218
	MCD-M-36OS-32	Open Storage, 36"W X 30"D X 32" H	186	\$2,218
	MCD-M-36OS-39	Open Storage, 36"W X 30"D X 39" H	200	\$2,235

Open Storage Unit With Drawer	Model Number	Description	Wgt.	List Price
	MCD-M-36OSD-29	Open Storage, 36"W X 30"D X 29" H with drawer	198	\$2,697
	MCD-M-36OSD-32	Open Storage, 36"W X 30"D X 32" H with drawer	201	\$2,697
	MCD-M-36OSD-39	Open Storage, 36"W X 30"D X 39" H with drawer	215	\$2,721

Open Storage Unit With 2 & 3 Drawers	Model Number	Description	Wgt.	List Price
	MCD-M-36OS2D-29	Open Storage, 36"W X 30"D X 29" H with 2 drawers, file/file	207	\$3,878
	MCD-M-36OS2D-32	Open Storage, 36"W X 30"D X 32" H with 2 drawers, file/file	210	\$3,878
	MCD-M-36OS3D-32	Open Storage, 36"W X 30"D X 32" H with 3 drawers, box/box/file	218	\$4,009
	MCD-M-36OS3D-39	Open Storage, 36"W X 30"D X 39" H with 3 drawers, box/file/file	238	\$4,179

Kneespace Unit	Model Number	Description	Wgt.	List Price
	MCD-M-36KS-29	Kneespace Unit, 36"W X 30"D X 29" H	134	\$2,545
	MCD-M-36KS-32	Kneespace Unit, 36"W X 30"D X 32" H	136	\$2,545
	MCD-M-36KS-39	Kneespace Unit, 36"W X 30"D X 39" H	149	\$2,567

Corner Units

45 Degree Radius	Model Number	Description	Wgt.	List Price
	MCD-M-30RC45-29	Radius Corner, 30"W X 30"D X 29" H	74	\$2,434
	MCD-M-30RC45-32	Radius Corner, 30"W X 30"D X 32" H	77	\$2,434
	MCD-M-30RC45-39	Radius Corner, 30"W X 30"D X 39" H	84	\$2,670

45 Degree Flat	Model Number	Description	Wgt.	List Price
	MCD-M-30FC45-29	Flat Corner, 30"W X 30"D X 29" H	74	\$2,434
	MCD-M-30FC45-32	Flat Corner, 30"W X 30"D X 32" H	77	\$2,434
	MCD-M-30FC45-39	Flat Corner, 30"W X 30"D X 39" H	84	\$2,670

90 Degree Radius	Model Number	Description	Wgt.	List Price
	MCD-M-30RC-29	Radius Corner, 30"W X 30"D X 29" H	148	\$2,539
	MCD-M-30RC-32	Radius Corner, 30"W X 30"D X 32" H	153	\$2,539
	MCD-M-30RC-39	Radius Corner, 30"W X 30"D X 39" H	168	\$2,662

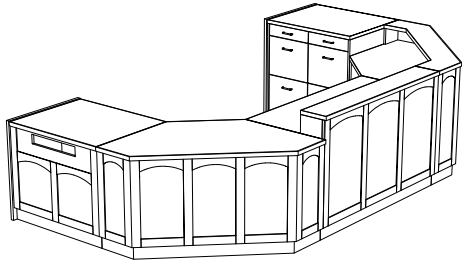
90 Degree Extended Radius	Model Number	Description	Wgt.	List Price
	MCD-M-30ERC-29	Radius Ext. Corner, 66"W X 34"D X 29" H	276	\$5,279
	MCD-M-30ERC-32	Radius Ext. Corner, 66"W X 34"D X 32" H	284	\$5,279
	MCD-M-30ERC-39	Radius Ext. Corner, 66"W X 34"D X 39" H	306	\$5,418

90 Degree Extended Flat	Model Number	Description	Wgt.	List Price
	MCD-M-30EFC-29	Flat Ext. Corner, 66"W X 30"D X 29" H	164	\$4,537
	MCD-M-30EFC-32	Flat Ext. Corner, 66"W X 30"D X 32" H	173	\$4,537
	MCD-M-30EFC-39	Flat Ext. Corner, 66"W X 30"D X 39" H	190	\$4,656

90 Degree Square	Model Number	Description	Wgt.	List Price
	MCD-M-30SC-29	Square Corner, 30"W X 30"D X 29" H	150	\$2,050
	MCD-M-30SC-32	Square Corner, 30"W X 30"D X 32" H	155	\$2,050
	MCD-M-30SC-39	Square Corner, 30"W X 30"D X 39" H	170	\$2,150

Triangle Corner Unit	Model Number	Description	Wgt.	List Price
	MCD-M-30TC-29	Triangle Corner, 30"W X 30"D X 29" H	87	\$2,050
	MCD-M-30TC-32	Triangle Corner, 30"W X 30"D X 32" H	89	\$2,050
	MCD-M-30TC-39	Triangle Corner, 30"W X 30"D X 39" H	97	\$2,152

* Note: For Triangle Corner Unit with Shelves, use Bookmark MCD-TCS units.



Desk Units

36" Wide	Model Number	Description	Wgt.	List Price
	MCD-L-36D-29	Desk Unit, 36"W X 30"D X 29" H	120	\$1,876
	MCD-L-36D-32	Desk Unit, 36"W X 30"D X 32" H	126	\$1,876
	MCD-L-36D-39	Desk Unit, 36"W X 30"D X 39" H	141	\$1,993
	MCD-L-36D-32-ADJ	Desk Unit, 36"W X 30"D X ADJ. H	126	\$2,044

48" Wide	Model Number	Description	Wgt.	List Price
	MCD-L-48D-29	Desk Unit, 48"W X 30"D X 29" H	131	\$2,499
	MCD-L-48D-32	Desk Unit, 48"W X 30"D X 32" H	138	\$2,499
	MCD-L-48D-39	Desk Unit, 48"W X 30"D X 39" H	153	\$2,649
	MCD-L-48D-32-ADJ	Desk Unit, 48"W X 30"D X ADJ. H	138	\$2,724

72" Wide	Model Number	Description	Wgt.	List Price
	MCD-L-72D-29	Desk Unit, 72"W X 30"D X 29" H	206	\$3,814
	MCD-L-72D-32	Desk Unit, 72"W X 30"D X 32" H	212	\$3,814
	MCD-L-72D-39	Desk Unit, 72"W X 30"D X 39" H	230	\$3,830
	MCD-L-72D-32-ADJ	Desk Unit, 72"W X 30"D X ADJ. H	212	\$4,156

Book Return	Model Number	Description	Wgt.	List Price
	MCD-L-36BR-29	Book Return, 36"W X 30"D X 29" H	118	\$2,010
	MCD-L-36BR-32	Book Return, 36"W X 30"D X 32" H	124	\$2,010
	MCD-L-36BR-39	Book Return, 36"W X 30"D X 39" H	139	\$2,128

Descending Platform Book Truck	Model Number	Description	Wgt.	List Price
	MCD-22DBT	22" D X 26" W X 28" H Designed to fit under book return module	137	\$2,294

Top Surface Slot Book Return Module with Drawer and Shelf Storage	Model Number	Description	Wgt.	Price
	MCD-L-36SBR-TOP-29	Book Return w Top Slot, 36"W X 30"D X 29" H	200	\$2,906
	MCD-L-36SBR-TOP-32	Book Return w Top Slot, 36"W X 30"D X 32" H	204	\$2,906
	MCD-L-36SBR-TOP-39	Book Return w Top Slot, 36"W X 30"D X 39" H	218	\$2,930

Cupboard Units	Model Number	Description	Wgt.	List Price
	MCD-L-36CS-29	Cupboard Unit, 36"W X 30"D X 29" H	189	\$2,847
	MCD-L-36CS-32	Cupboard Unit, 36"W X 30"D X 32" H	192	\$2,847
	MCD-L-36CS-39	Cupboard Unit, 36"W X 30"D X 39" H	210	\$2,877

Cupboard Unit With Drawer	Model Number	Description	Wgt.	List Price
	MCD-L-36CD-29	Cupboard Unit, 36"W X 30"D X 29" H with drawer	201	\$3,275
	MCD-L-36CD-32	Cupboard Unit, 36"W X 30"D X 32" H with drawer	207	\$3,275
	MCD-L-36CD-39	Cupboard Unit, 36"W X 30"D X 39" H with drawer	225	\$3,300

Cupboard Unit With 2 & 3 Drawers	Model Number	Description	Wgt.	List Price
	MCD-L-36C2D-29	Cupboard Unit, 36"W X 30"D X 29" H with 2 drawers, file/file	222	\$4,206
	MCD-L-36C2D-32	Cupboard Unit, 36"W X 30"D X 32" H with 2 drawers, file/file	225	\$4,206
	MCD-L-36C3D-32	Cupboard Unit, 36"W X 30"D X 32" H with 3 drawers, box/box/file	230	\$4,344
	MCD-L-36C3D-39	Cupboard Unit, 36"W X 30"D X 39" H with 3 drawers, box/file/file	256	\$4,384

Cupboard Unit With Open Storage	Model Number	Description	Wgt.	List Price
	MCD-L-36COS-29	Cupboard Unit, 36"W X 30"D X 29" H with open storage	186	\$2,983
	MCD-L-36COS-32	Cupboard Unit, 36"W X 30"D X 32" H with open storage	190	\$2,983
	MCD-L-36COS-39	Cupboard Unit, 36"W X 30"D X 39" H with open storage	204	\$3,021

Open Storage Units	Model Number	Description	Wgt.	List Price
	MCD-L-36OS-29	Open Storage, 36"W X 30"D X 29" H	185	\$2,282
	MCD-L-36OS-32	Open Storage, 36"W X 30"D X 32" H	189	\$2,282
	MCD-L-36OS-39	Open Storage, 36"W X 30"D X 39" H	202	\$2,305

Open Storage Unit With Drawer	Model Number	Description	Wgt.	List Price
	MCD-L-36OSD-29	Open Storage, 36"W X 30"D X 29" H with drawer	200	\$2,804
	MCD-L-36OSD-32	Open Storage, 36"W X 30"D X 32" H with drawer	204	\$2,804
	MCD-L-36OSD-39	Open Storage, 36"W X 30"D X 39" H with drawer	218	\$2,828

Open Storage Unit With 2 & 3 Drawers	Model Number	Description	Wgt.	List Price
	MCD-L-36OS2D-29	Open Storage, 36"W X 30"D X 29" H with 2 drawers, file/file	209	\$4,057
	MCD-L-36OS2D-32	Open Storage, 36"W X 30"D X 32" H with 2 drawers, file/file	212	\$4,057
	MCD-L-36OS3D-32	Open Storage, 36"W X 30"D X 32" H with 3 drawers, box/box/file	220	\$4,214
	MCD-L-36OS3D-39	Open Storage, 36"W X 30"D X 39" H with 3 drawers, box/file/file	240	\$4,398

Kneespace Unit	Model Number	Description	Wgt.	List Price
	MCD-L-36KS-29	Kneespace Unit, 36"W X 30"D X 29" H	134	\$2,638
	MCD-L-36KS-32	Kneespace Unit, 36"W X 30"D X 32" H	138	\$2,638
	MCD-L-36KS-39	Kneespace Unit, 36"W X 30"D X 39" H	151	\$2,660

Corner Units

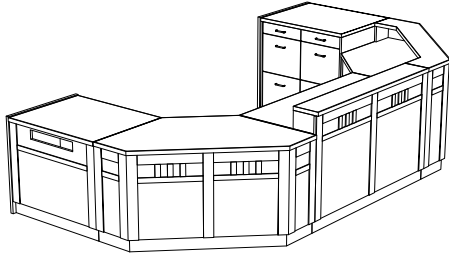
45 Degree Flat	Model Number	Description	Wgt.	List Price
	MCD-L-30FC45-29	Flat Corner, 30"W X 30"D X 29" H	74	\$2,507
	MCD-L-30FC45-32	Flat Corner, 30"W X 30"D X 32" H	77	\$2,507
	MCD-L-30FC45-39	Flat Corner, 30"W X 30"D X 39" H	84	\$2,750

90 Degree Extended Flat	Model Number	Description	Wgt.	List Price
	MCD-L-30EFC-29	Flat Ext. Corner, 66"W X 30"D X 29" H	168	\$5,336
	MCD-L-30EFC-32	Flat Ext. Corner, 66"W X 30"D X 32" H	177	\$5,336
	MCD-L-30EFC-39	Flat Ext. Corner, 66"W X 30"D X 39" H	190	\$5,483

90 Degree Square	Model Number	Description	Wgt.	List Price
	MCD-L-30SC-29	Square Corner, 30"W X 30"D X 29" H	152	\$2,971
	MCD-L-30SC-32	Square Corner, 30"W X 30"D X 32" H	155	\$2,971
	MCD-L-30SC-39	Square Corner, 30"W X 30"D X 39" H	170	\$2,990

Triangle Corner Unit	Model Number	Description	Wgt.	List Price
	MCD-L-30TC-29	Triangle Corner, 30"W X 30"D X 29" H	88	\$2,339
	MCD-L-30TC-32	Triangle Corner, 30"W X 30"D X 32" H	91	\$2,339
	MCD-L-30TC-39	Triangle Corner, 30"W X 30"D X 39" H	98	\$2,463

* Note: For Triangle Corner Unit with Shelves, use Bookmark MCD-TCS units.



Desk Units

36" Wide	Model Number	Description	Wgt.	List Price
	MCD-CL-36D-29	Desk Unit, 36"W X 30"D X 29" H	116	\$1,880
	MCD-CL-36D-32	Desk Unit, 36"W X 30"D X 32" H	122	\$1,880
	MCD-CL-36D-39	Desk Unit, 36"W X 30"D X 39" H	137	\$1,995
	MCD-CL-36D-32-ADJ	Desk Unit, 36"W X 30"D X ADJ. H	122	\$2,046

48" Wide	Model Number	Description	Wgt.	List Price
	MCD-CL-48D-29	Desk Unit, 48"W X 30"D X 29" H	127	\$2,499
	MCD-CL-48D-32	Desk Unit, 48"W X 30"D X 32" H	134	\$2,499
	MCD-CL-48D-39	Desk Unit, 48"W X 30"D X 39" H	149	\$2,649
	MCD-CL-48D-32-ADJ	Desk Unit, 48"W X 30"D X ADJ. H	134	\$2,724

72" Wide	Model Number	Description	Wgt.	List Price
	MCD-CL-72D-29	Desk Unit, 72"W X 30"D X 29" H	201	\$3,818
	MCD-CL-72D-32	Desk Unit, 72"W X 30"D X 32" H	208	\$3,818
	MCD-CL-72D-39	Desk Unit, 72"W X 30"D X 39" H	226	\$3,836
	MCD-CL-72D-32-ADJ	Desk Unit, 72"W X 30"D X ADJ. H	208	\$3,986

Book Return	Model Number	Description	Wgt.	List Price
	MCD-CL-36BR-29	Book Return, 36"W X 30"D X 29" H	115	\$2,012
	MCD-CL-36BR-32	Book Return, 36"W X 30"D X 32" H	121	\$2,012
	MCD-CL-36BR-39	Book Return, 36"W X 30"D X 39" H	136	\$2,131

Descending Platform Book Truck	Model Number	Description	Wgt.	List Price
	MCD-CL-22DBT	22" D X 26" W X 28" H Designed to fit under book return module	137	\$2,294

Top Surface Slot Book Return Module with Drawer and Shelf Storage	Model Number	Description	Wgt.	Price
	MCD-CL-36SBR-TOP-29	Book Return w Top Slot, 36"W X 30"D X 29" H	198	\$2,910
	MCD-CL-36SBR-TOP-32	Book Return w Top Slot, 36"W X 30"D X 32" H	210	\$2,910
	MCD-CL-36SBR-TOP-39	Book Return w Top Slot, 36"W X 30"D X 39" H	215	\$2,934

Cupboard Units	Model Number	Description	Wgt.	List Price
	MCD-CL-36CS-29	Cupboard Unit, 36"W X 30"D X 29" H	187	\$2,852
	MCD-CL-36CS-32	Cupboard Unit, 36"W X 30"D X 32" H	190	\$2,852
	MCD-CL-36CS-39	Cupboard Unit, 36"W X 30"D X 39" H	208	\$2,880

Cupboard Unit With Drawer	Model Number	Description	Wgt.	List Price
	MCD-CL-36CD-29	Cupboard Unit, 36"W X 30"D X 29" H with drawer	199	\$3,280
	MCD-CL-36CD-32	Cupboard Unit, 36"W X 30"D X 32" H with drawer	205	\$3,280
	MCD-CL-36CD-39	Cupboard Unit, 36"W X 30"D X 39" H with drawer	223	\$3,305

Cupboard Unit With 2 & 3 Drawers	Model Number	Description	Wgt.	List Price
	MCD-CL-36C2D-29	Cupboard Unit, 36"W X 30"D X 29" H with 2 drawers, file/file	220	\$4,211
	MCD-CL-36C2D-32	Cupboard Unit, 36"W X 30"D X 32" H with 2 drawers, file/file	223	\$4,211
	MCD-CL-36C3D-32	Cupboard Unit, 36"W X 30"D X 32" H with 3 drawers, box/box/file	228	\$4,352
	MCD-CL-36C3D-39	Cupboard Unit, 36"W X 30"D X 39" H with 3 drawers, box/file/file	254	\$4,389

Cupboard Unit With Open Storage- Cupboard Unit With Open Storage	Model Number	Description	Wgt.	List Price
	MCD-CL-36COS-29	Cupboard Unit, 36"W X 30"D X 29" H with open storage	184	\$2,989
	MCD-CL-36COS-32	Cupboard Unit, 36"W X 30"D X 32" H with open storage	188	\$2,989
	MCD-CL-36COS-39	Cupboard Unit, 36"W X 30"D X 39" H with open storage	202	\$3,026

Open Storage Units	Model Number	Description	Wgt.	List Price
	MCD-CL-360S-29	Open Storage, 36"W X 30"D X 29" H	183	\$2,287
	MCD-CL-360S-32	Open Storage, 36"W X 30"D X 32" H	186	\$2,287
	MCD-CL-360S-39	Open Storage, 36"W X 30"D X 39" H	200	\$2,307

Open Storage Unit With Drawer	Model Number	Description	Wgt.	List Price
	MCD-CL-360SD-29	Open Storage, 36"W X 30"D X 29" H with drawer	198	\$2,808
	MCD-CL-360SD-32	Open Storage, 36"W X 30"D X 32" H with drawer	201	\$2,808
	MCD-CL-360SD-39	Open Storage, 36"W X 30"D X 39" H with drawer	215	\$2,832

Open Storage Unit With 2 & 3 Drawers	Model Number	Description	Wgt.	List Price
	MCD-CL-360S2D-29	Open Storage, 36"W X 30"D X 29" H with 2 drawers, file/file	207	\$4,061
	MCD-CL-360S2D-32	Open Storage, 36"W X 30"D X 32" H with 2 drawers, file/file	210	\$4,061
	MCD-CL-360S3D-32	Open Storage, 36"W X 30"D X 32" H with 3 drawers, box/box/file	218	\$4,221
	MCD-CL-360S3D-39	Open Storage, 36"W X 30"D X 39" H with 3 drawers, box/file/file	238	\$4,405

Kneespace Unit	Model Number	Description	Wgt.	List Price
	MCD-CL-36KS-29	Kneespace Unit, 36"W X 30"D X 29" H	134	\$2,641
	MCD-CL-36KS-32	Kneespace Unit, 36"W X 30"D X 32" H	136	\$2,641
	MCD-CL-36KS-39	Kneespace Unit, 36"W X 30"D X 39" H	149	\$2,663

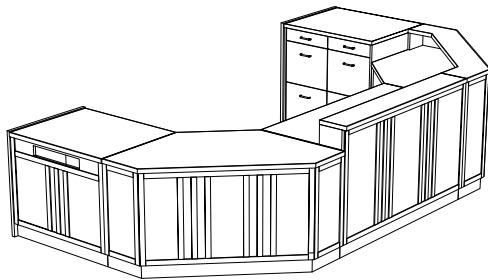
45 Degree Flat	Model Number	Description	Wgt.	List Price
	MCD-CL-30FC45-29	Flat Corner, 30"W X 30"D X 29" H	74	\$2,507
	MCD-CL-30FC45-32	Flat Corner, 30"W X 30"D X 32" H	77	\$2,507
	MCD-CL-30FC45-39	Flat Corner, 30"W X 30"D X 39" H	84	\$2,750

90 Degree Extended Flat	Model Number	Description	Wgt.	List Price
	MCD-CL-30EFC-29	Flat Ext. Corner, 66"W X 30"D X 29" H	164	\$5,343
	MCD-CL-30EFC-32	Flat Ext. Corner, 66"W X 30"D X 32" H	173	\$5,343
	MCD-CL-30EFC-39	Flat Ext. Corner, 66"W X 30"D X 39" H	190	\$5,491

90 Degree Square	Model Number	Description	Wgt.	List Price
	MCD-CL-30SC-29	Square Corner, 30"W X 30"D X 29"H	150	\$2,975
	MCD-CL-30SC-32	Square Corner, 30"W X 30"D X 32"H	155	\$2,975
	MCD-CL-30SC-39	Square Corner, 30"W X 30"D X 39"H	170	\$2,995

Triangle Corner Unit	Model Number	Description	Wgt.	List Price
	MCD-CL-30TC-29	Triangle Corner, 30"W X 30"D X 29" H	87	\$2,341
	MCD-CL-30TC-32	Triangle Corner, 30"W X 30"D X 32" H	89	\$2,341
	MCD-CL-30TC-39	Triangle Corner, 30"W X 30"D X 39" H	97	\$2,466

* Note: For Triangle Corner Unit with Shelves, use Bookmark MCD-TCS units.



Desk Units

36" Wide	Model Number	Description	Wgt.	List Price
	MCD-H-36D-29	Desk Unit, 36"W X 30"D X 29" H	120	\$1,913
	MCD-H-36D-32	Desk Unit, 36"W X 30"D X 32" H	126	\$1,913
	MCD-H-36D-39	Desk Unit, 36"W X 30"D X 39" H	141	\$2,033
	MCD-H-36D-32-ADJ	Desk Unit, 36"W X 30"D X ADJ. H	126	\$2,083

48" Wide	Model Number	Description	Wgt.	List Price
	MCD-H-48D-29	Desk Unit, 48"W X 30"D X 29" H	131	\$2,549
	MCD-H-48D-32	Desk Unit, 48"W X 30"D X 32" H	138	\$2,549
	MCD-H-48D-39	Desk Unit, 48"W X 30"D X 39" H	153	\$2,707
	MCD-H-48D-32-ADJ	Desk Unit, 48"W X 30"D X ADJ. H	138	\$2,779

72" Wide	Model Number	Description	Wgt.	List Price
	MCD-H-72D-29	Desk Unit, 72"W X 30"D X 29" H	206	\$3,889
	MCD-H-72D-32	Desk Unit, 72"W X 30"D X 32" H	212	\$3,889
	MCD-H-72D-39	Desk Unit, 72"W X 30"D X 39" H	230	\$3,909
	MCD-H-72D-32-ADJ	Desk Unit, 72"W X 30"D X ADJ. H	212	\$4,239

Book Return	Model Number	Description	Wgt.	List Price
	MCD-H-36BR-29	Book Return, 36"W X 30"D X 29" H	118	\$2,049
	MCD-H-36BR-32	Book Return, 36"W X 30"D X 32" H	124	\$2,049
	MCD-H-36BR-39	Book Return, 36"W X 30"D X 39" H	139	\$2,173

Descending Platform Book Truck	Model Number	Description	Wgt.	List Price
	MCD-22DBT	22" D X 26" W X 28" Designed to fit under book return module	137	\$2,294

Top Surface Slot Book Return Module with Drawer and Shelf Storage	Model Number	Description	Wgt.	Price
	MCD-H-36SBR-TOP-29	Book Return w Top Slot, 36"W X 30"D X 29" H	200	\$2,961
	MCD-H-36SBR-TOP-32	Book Return w Top Slot, 36"W X 30"D X 32" H	204	\$2,961
	MCD-H-36SBR-TOP-39	Book Return w Top Slot, 36"W X 30"D X 39" H	218	\$2,986

Cupboard Units	Model Number	Description	Wgt.	List Price
	MCD-H-36CS-29	Cupboard Unit, 36"W X 30"D X 29" H	189	\$2,904
	MCD-H-36CS-32	Cupboard Unit, 36"W X 30"D X 32" H	192	\$2,904
	MCD-H-36CS-39	Cupboard Unit, 36"W X 30"D X 39" H	210	\$2,935

Cupboard Unit With Drawer	Model Number	Description	Wgt.	List Price
	MCD-H-36CD-29	Cupboard Unit, 36"W X 30"D X 29" H with drawer	201	\$3,340
	MCD-H-36CD-32	Cupboard Unit, 36"W X 30"D X 32" H with drawer	207	\$3,340
	MCD-H-36CD-39	Cupboard Unit, 36"W X 30"D X 39" H with drawer	225	\$3,368

Cupboard Unit With 2 & 3 Drawers	Model Number	Description	Wgt.	List Price
	MCD-H-36C2D-29	Cupboard Unit, 36"W X 30"D X 29" H with 2 drawers, file/file	222	\$4,273
	MCD-H-36C2D-32	Cupboard Unit, 36"W X 30"D X 32" H with 2 drawers, file/file	225	\$4,273
	MCD-H-36C3D-32	Cupboard Unit, 36"W X 30"D X 32" H with 3 drawers, box/box/file	230	\$4,433
	MCD-H-36C3D-39	Cupboard Unit, 36"W X 30"D X 39" H with 3 drawers, box/file/file	256	\$4,475

Cupboard Unit With Open Storage	Model Number	Description	Wgt.	List Price
	MCD-H-36COS-29	Cupboard Unit, 36"W X 30"D X 29" H with open storage	186	\$3,041
	MCD-H-36COS-32	Cupboard Unit, 36"W X 30"D X 32" H with open storage	190	\$3,041
	MCD-H-36COS-39	Cupboard Unit, 36"W X 30"D X 39" H with open storage	204	\$3,083

Open Storage Units	Model Number	Description	Wgt.	List Price
	MCD-H-36OS-29	Open Storage, 36"W X 30"D X 29" H	185	\$2,329
	MCD-H-36OS-32	Open Storage, 36"W X 30"D X 32" H	189	\$2,329
	MCD-H-36OS-39	Open Storage, 36"W X 30"D X 39" H	202	\$2,349

Open Storage Unit With Drawer	Model Number	Description	Wgt.	List Price
	MCD-H-36OSD-29	Open Storage, 36"W X 30"D X 29" H with drawer	200	\$2,859
	MCD-H-36OSD-32	Open Storage, 36"W X 30"D X 32" H with drawer	204	\$2,859
	MCD-H-36OSD-39	Open Storage, 36"W X 30"D X 39" H with drawer	218	\$2,884

Open Storage Unit With 2 & 3 Drawers	Model Number	Description	Wgt.	List Price
	MCD-H-36OS2D-29	Open Storage, 36"W X 30"D X 29" H with 2 drawers, file/file	209	\$4,143
	MCD-H-36OS2D-32	Open Storage, 36"W X 30"D X 32" H with 2 drawers, file/file	212	\$4,143
	MCD-H-36OS3D-32	Open Storage, 36"W X 30"D X 32" H with 3 drawers, box/box/file	220	\$4,300
	MCD-H-36OS3D-39	Open Storage, 36"W X 30"D X 39" H with 3 drawers, box/file/file	240	\$4,487

Kneespace Unit	Model Number	Description	Wgt.	List Price
	MCD-H-36KS-29	Kneespace Unit, 36"W X 30"D X 29" H	134	\$2,689
	MCD-H-36KS-32	Kneespace Unit, 36"W X 30"D X 32" H	138	\$2,689
	MCD-H-36KS-39	Kneespace Unit, 36"W X 30"D X 39" H	151	\$2,715

Corner Units

45 Degree Flat	Model Number	Description	Wgt.	List Price
	MCD-H-30FC45-29	Flat Corner, 30"W X 30"D X 29" H	74	\$2,507
	MCD-H-30FC45-32	Flat Corner, 30"W X 30"D X 32" H	77	\$2,507
	MCD-H-30FC45-39	Flat Corner, 30"W X 30"D X 39" H	84	\$2,750


90 Degree Extended Flat	Model Number	Description	Wgt.	List Price
	MCD-H-30EFC-29	Flat Ext. Corner, 66"W X 30"D X 29" H	168	\$4,626
	MCD-H-30EFC-32	Flat Ext. Corner, 66"W X 30"D X 32" H	177	\$4,626
	MCD-H-30EFC-39	Flat Ext. Corner, 66"W X 30"D X 39" H	190	\$4,758

90 Degree Square	Model Number	Description	Wgt.	List Price
	MCD-H-30SC-29	Square Corner, 30"W X 30"D X 29" H	152	\$2,971
	MCD-H-30SC-32	Square Corner, 30"W X 30"D X 32" H	155	\$2,971
	MCD-H-30SC-39	Square Corner, 30"W X 30"D X 39" H	170	\$2,990

Triangle Corner Unit	Model Number	Description	Wgt.	List Price
	MCD-H-30TC-29	Triangle Corner, 30"W X 30"D X 29" H	88	\$2,339
	MCD-H-30TC-32	Triangle Corner, 30"W X 30"D X 32" H	91	\$2,339
	MCD-H-30TC-39	Triangle Corner, 30"W X 30"D X 39" H	98	\$2,463

* Note: For Triangle Corner Unit with Shelves, use Bookmark MCD-TCS units.

* Note: For Triangle Corner Unit with Shelves, use Bookmark MCD-TCS units.



Desk Units

36" Wide	Model Number	Description	Wgt.	List Price
	MCD-MB-36D-29	Desk Unit, 36"W X 30"D X 29" H	120	\$2,880
	MCD-MB-36D-32	Desk Unit, 36"W X 30"D X 32" H	126	\$2,880
	MCD-MB-36D-39	Desk Unit, 36"W X 30"D X 39" H	141	\$2,987
	MCD-MB-36D-32-ADJ	Desk Unit, 36"W X 30"D X ADJ. H	126	\$3,136

48" Wide	Model Number	Description	Wgt.	List Price
	MCD-MB-48D-29	Desk Unit, 48"W X 30"D X 29" H	131	\$3,837
	MCD-MB-48D-32	Desk Unit, 48"W X 30"D X 32" H	138	\$3,837
	MCD-MB-48D-39	Desk Unit, 48"W X 30"D X 39" H	153	\$4,066
	MCD-MB-48D-32-ADJ	Desk Unit, 48"W X 30"D X ADJ. H	138	\$4,181

72" Wide	Model Number	Description	Wgt.	List Price
	MCD-MB-72D-29	Desk Unit, 72"W X 30"D X 29" H	206	\$4,818
	MCD-MB-72D-32	Desk Unit, 72"W X 30"D X 32" H	212	\$4,818
	MCD-MB-72D-39	Desk Unit, 72"W X 30"D X 39" H	230	\$4,834
	MCD-MB-72D-32-ADJ	Desk Unit, 72"W X 30"D X ADJ. H	212	\$5,250

Book Return	Model Number	Description	Wgt.	List Price
	MCD-MB-36BR-29	Book Return, 36"W X 30"D X 29" H	118	\$3,004
	MCD-MB-36BR-32	Book Return, 36"W X 30"D X 32" H	124	\$3,004
	MCD-MB-36BR-39	Book Return, 36"W X 30"D X 39" H	139	\$3,112

Descending Platform BookTrack	Model Number	Description	Wgt.	List Price
	MCD-22DBT	22" D X 26" W X 28" H Designed to fit under book return module	137	\$2,294

Top Surface Slot Book Return Module with Drawer and Shelf Storage	Model Number	Description	Wgt.	Price
	MCD-MB-36SBR-TOP-29	Book Return w Top Slot, 36"W X 30"D X 29" H	200	\$3,840
	MCD-MB-36SBR-TOP-32	Book Return w Top Slot, 36"W X 30"D X 32" H	204	\$3,840
	MCD-MB-36SBR-TOP-39	Book Return w Top Slot, 36"W X 30"D X 39" H	218	\$3,864

Cupboard Units	Model Number	Description	Wgt.	List Price
	MCD-MB-36CS-29	Cupboard Unit, 36"W X 30"D X 29" H	189	\$3,779
	MCD-MB-36CS-32	Cupboard Unit, 36"W X 30"D X 32" H	192	\$3,779
	MCD-MB-36CS-39	Cupboard Unit, 36"W X 30"D X 39" H	210	\$3,806

Cupboard Unit With Drawer	Model Number	Description	Wgt.	List Price
	MCD-MB-36CD-29	Cupboard Unit, 36"W X 30"D X 29" H with drawer	201	\$4,178
	MCD-MB-36CD-32	Cupboard Unit, 36"W X 30"D X 32" H with drawer	207	\$4,178
	MCD-MB-36CD-39	Cupboard Unit, 36"W X 30"D X 39" H with drawer	225	\$4,199

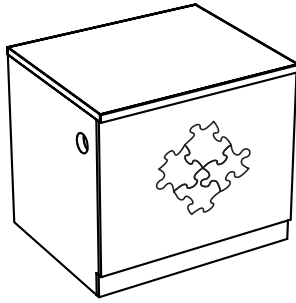
Cupboard Unit With 2 & 3 Drawers	Model Number	Description	Wgt.	List Price
	MCD-MB-36C2D-29	Cupboard Unit, 36"W X 30"D X 29" H with 2 drawers, file/file	222	\$5,014
	MCD-MB-36C2D-32	Cupboard Unit, 36"W X 30"D X 32" H with 2 drawers, file/file	225	\$5,014
	MCD-MB-36C3D-32	Cupboard Unit, 36"W X 30"D X 32" H with 3 drawers, box/box/file	230	\$5,170
	MCD-MB-36C3D-39	Cupboard Unit, 36"W X 30"D X 39" H with 3 drawers, box/file/file	256	\$5,205

Cupboard Unit With Open Storage	Model Number	Description	Wgt.	List Price
	MCD-MB-36COS-29	Cupboard Unit, 36"W X 30"D X 29" H with open storage	186	\$3,904
	MCD-MB-36COS-32	Cupboard Unit, 36"W X 30"D X 32" H with open storage	190	\$3,904
	MCD-MB-36COS-39	Cupboard Unit, 36"W X 30"D X 39" H with open storage	204	\$3,941

Open Storage Units	Model Number	Description	Wgt.	List Price
	MCD-MB-36OS-29	Open Storage, 36"W X 30"D X 29" H	185	\$3,257
	MCD-MB-36OS-32	Open Storage, 36"W X 30"D X 32" H	189	\$3,257
	MCD-MB-36OS-39	Open Storage, 36"W X 30"D X 39" H	202	\$3,275
Open Storage Unit With Drawer	Model Number	Description	Wgt.	List Price
	MCD-MB-36OSD-29	Open Storage, 36"W X 30"D X 29" H with drawer	200	\$3,738
	MCD-MB-36OSD-32	Open Storage, 36"W X 30"D X 32" H with drawer	204	\$3,738
	MCD-MB-36OSD-39	Open Storage, 36"W X 30"D X 39" H with drawer	218	\$3,762
Open Storage Unit With 2 & 3 Drawers	Model Number	Description	Wgt.	List Price
	MCD-MB-36OS2D-29	Open Storage, 36"W X 30"D X 29" H with 2 drawers, file/file	209	\$4,920
	MCD-MB-36OS2D-32	Open Storage, 36"W X 30"D X 32" H with 2 drawers, file/file	212	\$4,920
	MCD-MB-36OS3D-32	Open Storage, 36"W X 30"D X 32" H with 3 drawers, box/box/file	220	\$5,047
	MCD-MB-36OS3D-39	Open Storage, 36"W X 30"D X 39" H with 3 drawers, box/file/file	240	\$5,217
Kneespace Unit	Model Number	Description	Wgt.	List Price
	MCD-MB-36KS-29	Kneespace Unit, 36"W X 30"D X 29" H	134	\$3,583
	MCD-MB-36KS-32	Kneespace Unit, 36"W X 30"D X 32" H	138	\$3,583
	MCD-MB-36KS-39	Kneespace Unit, 36"W X 30"D X 39" H	151	\$3,608
Corner Units				
45 Degree Radius	Model Number	Description	Wgt.	List Price
	MCD-MB-30RC45-29	Radius Corner, 30"W X 30"D X 29" H	74	\$3,457
	MCD-MB-30RC45-32	Radius Corner, 30"W X 30"D X 32" H	77	\$3,457
	MCD-MB-30RC45-39	Radius Corner, 30"W X 30"D X 39" H	84	\$3,791
45 Degree Flat	Model Number	Description	Wgt.	List Price
	MCD-MB-30FC45-29	Flat Corner, 30"W X 30"D X 29"H	74	\$3,558
	MCD-MB-30FC45-32	Flat Corner, 30"W X 30"D X 32"H	77	\$3,558
	MCD-MB-30FC45-39	Flat Corner, 30"W X 30"D X 39"H	84	\$3,904
90 Degree Radius	Model Number	Description	Wgt.	List Price
	MCD-MB-30RC-29	Radius Corner, 30"W X 30"D X 29" H	148	\$3,794
	MCD-MB-30RC-32	Radius Corner, 30"W X 30"D X 32" H	153	\$3,794
	MCD-MB-30RC-39	Radius Corner, 30"W X 30"D X 39" H	168	\$3,919
90 Degree Radius with Shelves	Model Number	Description	Wgt.	List Price
	MCD-MB-30RCS-29	Radius Corner, 30"W X 30"D X 29" H	158	\$4,603
	MCD-MB-30RCS-32	Radius Corner, 30"W X 30"D X 32" H	163	\$4,603
	MCD-MB-30RCS-39	Radius Corner, 30"W X 30"D X 39" H	178	\$4,725
90 Degree Extended Radius	Model Number	Description	Wgt.	List Price
	MCD-MB-30ERC-29	Radius Ext. Corner, 66"W X 34"D X 29" H	276	\$6,658
	MCD-MB-30ERC-32	Radius Ext. Corner, 66"W X 34"D X 32" H	284	\$6,658
	MCD-MB-30ERC-39	Radius Ext. Corner, 66"W X 34"D X 39" H	306	\$6,793
90 Degree Extended Flat	Model Number	Description	Wgt.	List Price
	MCD-MB-30EFC-29	Flat Corner, 66"W X 30"D X 29" H extended unit	226	\$5,297
	MCD-MB-30EFC-32	Flat Corner, 66"W X 30"D X 32" H extended unit	232	\$5,297
	MCD-MB-30EFC-39	Flat Corner, 66"W X 30"D X 39" H extended unit	250	\$5,447
90 Degree Square	Model Number	Description	Wgt.	List Price
	MCD-MB-30SC-29	Square Corner, 30"W X 30"D X 29"H	152	\$2,910
	MCD-MB-30SC-32	Square Corner, 30"W X 30"D X 32"H	155	\$2,910
	MCD-MB-30SC-39	Square Corner, 30"W X 30"D X 39"H	170	\$3,015
Triangle Corner Unit	Model Number	Description	Wgt.	List Price
	MCD-MB-30TC-29	Triangle Corner, 30"W X 30"D X 29" H	88	\$2,910
	MCD-MB-30TC-32	Triangle Corner, 30"W X 30"D X 32" H	91	\$2,910
	MCD-MB-30TC-39	Triangle Corner, 30"W X 30"D X 39" H	98	\$3,025
Triangle Corner Unit with Shelves	Model Number	Description	Wgt.	List Price
	MCD-MB-30TCS-29	Triangle Corner, 30"W X 30"D X 29" H with shelves	87	\$2,684
	MCD-MB-30TCS-32	Triangle Corner, 30"W X 30"D X 32" H with shelves	89	\$2,684
	MCD-MB-30TCS-39	Triangle Corner, 30"W X 30"D X 39" H with shelves	97	\$2,792

* Note: For Triangle Corner Unit with Shelves, use Bookmark MCD-TCS units.

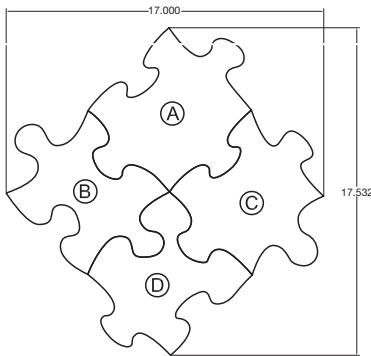
Puzzle



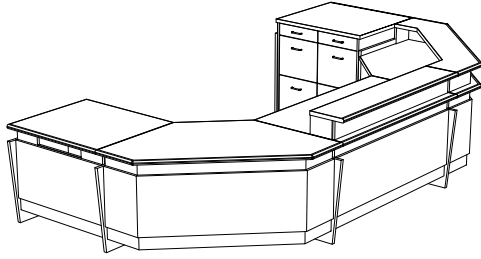
Puzzle

Puzzle-themed circulation desk modules can be created by applying the "Puzzle Applique" (model PZAPPL-ABCD17) to the faces and/or terminating end panels of your choice of Bookmark, Malibu or Keystone modular circulation desk components. Please indicate your choice of laminate for each of the puzzle pieces A, B, C and D. See pricing below.

Puzzle Applique	Model Number	Description	Wgt.	Price
	PZAPPL-ABCD17	17" W X 17.5" HPL H Applique, 4 puzzle pieces		\$256
	PZAPPL-E8	8" W X 8" H HPL Applique, 1 puzzle piece		\$128



This page intentionally left blank.



Desk Units

36" Wide	Model Number	Description	Wgt.	List Price
	MCD-KS-36D-29	Desk Unit, 36"W X 30"D X 29" H	120	\$2,880
	MCD-KS-36D-32	Desk Unit, 36"W X 30"D X 32" H	126	\$2,880
	MCD-KS-36D-39	Desk Unit, 36"W X 30"D X 39" H	141	\$2,987
	MCD-KS-36D-32-ADJ	Desk Unit, 36"W X 30"D X ADJ. H	126	\$3,136

48" Wide	Model Number	Description	Wgt.	List Price
	MCD-KS-48D-29	Desk Unit, 48"W X 30"D X 29" H	131	\$3,837
	MCD-KS-48D-32	Desk Unit, 48"W X 30"D X 32" H	138	\$3,837
	MCD-KS-48D-39	Desk Unit, 48"W X 30"D X 39" H	153	\$4,066
	MCD-KS-48D-32-ADJ	Desk Unit, 48"W X 30"D X ADJ. H	138	\$4,181

72" Wide	Model Number	Description	Wgt.	List Price
	MCD-KS-72D-29	Desk Unit, 72"W X 30"D X 29" H	206	\$4,818
	MCD-KS-72D-32	Desk Unit, 72"W X 30"D X 32" H	212	\$4,818
	MCD-KS-72D-39	Desk Unit, 72"W X 30"D X 39" H	230	\$4,834
	MCD-KS-72D-32-ADJ	Desk Unit, 72"W X 30"D X ADJ. H	212	\$5,250

Book Return	Model Number	Description	Wgt.	List Price
	MCD-KS-36BR-29	Book Return, 36"W X 30"D X 29" H	118	\$3,004
	MCD-KS-36BR-32	Book Return, 36"W X 30"D X 32" H	124	\$3,004
	MCD-KS-36BR-39	Book Return, 36"W X 30"D X 39" H	139	\$3,112

Descending Platform BookTruck	Model Number	Description	Wgt.	List Price
	MCD-22DBT	22" D X 26" W X 28" Designed to fit under book return module	137	\$2,294

Top Surface Slot Book Return Module with Drawer and Shelf Storage	Model Number	Description	Wgt.	Price
	MCD-KS-36SBR-TOP-29	Book Return w Top Slot, 36"W X 30"D X 29" H	200	\$3,840
	MCD-KS-36SBR-TOP-32	Book Return w Top Slot, 36"W X 30"D X 32" H	204	\$3,840
	MCD-KS-36SBR-TOP-39	Book Return w Top Slot, 36"W X 30"D X 39" H	218	\$3,864

Cupboard Units	Model Number	Description	Wgt.	List Price
	MCD-KS-36CS-29	Cupboard Unit, 36"W X 30"D X 29" H	189	\$3,779
	MCD-KS-36CS-32	Cupboard Unit, 36"W X 30"D X 32" H	192	\$3,779
	MCD-KS-36CS-39	Cupboard Unit, 36"W X 30"D X 39" H	210	\$3,806

Cupboard Unit With Drawer	Model Number	Description	Wgt.	List Price
	MCD-KS-36CD-29	Cupboard Unit, 36"W X 30"D X 29" H with drawer	201	\$4,178
	MCD-KS-36CD-32	Cupboard Unit, 36"W X 30"D X 32" H with drawer	207	\$4,178
	MCD-KS-36CD-39	Cupboard Unit, 36"W X 30"D X 39" H with drawer	225	\$4,199

Cupboard Unit With 2 & 3 Drawers	Model Number	Description	Wgt.	List Price
	MCD-KS-36C2D-29	Cupboard Unit, 36"W X 30"D X 29" H with 2 drawers, file/file	222	\$5,014
	MCD-KS-36C2D-32	Cupboard Unit, 36"W X 30"D X 32" H with 2 drawers, file/file	225	\$5,014
	MCD-KS-36C3D-32	Cupboard Unit, 36"W X 30"D X 32" H with 3 drawers, box/box/file	230	\$5,170
	MCD-KS-36C3D-39	Cupboard Unit, 36"W X 30"D X 39" H with 3 drawers, box/file/file	256	\$5,205

Cupboard Unit With Open Storage	Model Number	Description	Wgt.	List Price
	MCD-KS-36COS-29	Cupboard Unit, 36"W X 30"D X 29" H with open storage	186	\$3,904
	MCD-KS-36COS-32	Cupboard Unit, 36"W X 30"D X 32" H with open storage	190	\$3,904
	MCD-KS-36COS-39	Cupboard Unit, 36"W X 30"D X 39" H with open storage	204	\$3,941


Open Storage Units	Model Number	Description	Wgt.	List Price
	MCD-KS-36OS-29	Open Storage, 36"W X 30"D X 29" H	185	\$3,257
	MCD-KS-36OS-32	Open Storage, 36"W X 30"D X 32" H	189	\$3,257
	MCD-KS-36OS-39	Open Storage, 36"W X 30"D X 39" H	202	\$3,275
Open Storage Unit With Drawer	Model Number	Description	Wgt.	List Price
	MCD-KS-36OSD-29	Open Storage, 36"W X 30"D X 29" H with drawer	200	\$3,738
	MCD-KS-36OSD-32	Open Storage, 36"W X 30"D X 32" H with drawer	204	\$3,738
	MCD-KS-36OSD-39	Open Storage, 36"W X 30"D X 39" H with drawer	218	\$3,762
Open Storage Unit With 2 & 3 Drawers	Model Number	Description	Wgt.	List Price
	MCD-KS-36OS2D-29	Open Storage, 36"W X 30"D X 29" H with 2 drawers, file/file	209	\$4,920
	MCD-KS-36OS2D-32	Open Storage, 36"W X 30"D X 32" H with 2 drawers, file/file	212	\$4,920
	MCD-KS-36OS3D-32	Open Storage, 36"W X 30"D X 32" H with 3 drawers, box/box/file	220	\$5,047
	MCD-KS-36OS3D-39	Open Storage, 36"W X 30"D X 39" H with 3 drawers, box/file/file	240	\$5,217
Kneespace Unit	Model Number	Description	Wgt.	List Price
	MCD-KS-36KS-29	Kneespace Unit, 36"W X 30"D X 29" H	134	\$3,583
	MCD-KS-36KS-32	Kneespace Unit, 36"W X 30"D X 32" H	138	\$3,583
	MCD-KS-36KS-39	Kneespace Unit, 36"W X 30"D X 39" H	151	\$3,608
Corner Units				
45 Degree Radius	Model Number	Description	Wgt.	List Price
	MCD-KS-30RC45-29	Radius Corner, 30"W X 30"D X 29" H	74	\$3,457
	MCD-KS-30RC45-32	Radius Corner, 30"W X 30"D X 32" H	77	\$3,457
	MCD-KS-30RC45-39	Radius Corner, 30"W X 30"D X 39" H	84	\$3,791
45 Degree Flat	Model Number	Description	Wgt.	List Price
	MCD-KS-30FC45-29	Flat Corner, 30"W X 30"D X 29" H	74	\$3,558
	MCD-KS-30FC45-32	Flat Corner, 30"W X 30"D X 32" H	77	\$3,558
	MCD-KS-30FC45-39	Flat Corner, 30"W X 30"D X 39" H	84	\$3,904
90 Degree Radius	Model Number	Description	Wgt.	List Price
	MCD-KS-30RC-29	Radius Corner, 30"W X 30"D X 29" H	148	\$3,794
	MCD-KS-30RC-32	Radius Corner, 30"W X 30"D X 32" H	153	\$3,794
	MCD-KS-30RC-39	Radius Corner, 30"W X 30"D X 39" H	168	\$3,919
90 Degree Radius with Shelves	Model Number	Description	Wgt.	List Price
	MCD-KS-30RCS-29	Radius Corner, 30"W X 30"D X 29" H	158	\$4,603
	MCD-KS-30RCS-32	Radius Corner, 30"W X 30"D X 32" H	163	\$4,603
	MCD-KS-30RCS-39	Radius Corner, 30"W X 30"D X 39" H	178	\$4,725
90 Degree Extended Radius	Model Number	Description	Wgt.	List Price
	MCD-KS-30ERC-29	Radius Ext. Corner, 66"W X 34"D X 29" H	276	\$6,658
	MCD-KS-30ERC-32	Radius Ext. Corner, 66"W X 34"D X 32" H	284	\$6,658
	MCD-KS-30ERC-39	Radius Ext. Corner, 66"W X 34"D X 39" H	306	\$6,657
90 Degree Extended Flat	Model Number	Description	Wgt.	List Price
	MCD-KS-30EFC-29	Flat Corner, 66"W X 30"D X 29" H extended unit	226	\$5,297
	MCD-KS-30EFC-32	Flat Corner, 66"W X 30"D X 32" H extended unit	232	\$5,297
	MCD-KS-30EFC-39	Flat Corner, 66"W X 30"D X 39" H extended unit	250	\$5,447
90 Degree Square	Model Number	Description	Wgt.	List Price
	MCD-KS-30SC-29	Square Corner, 30"W X 30"D X 29" H	152	\$2,910
	MCD-KS-30SC-32	Square Corner, 30"W X 30"D X 32" H	155	\$2,910
	MCD-KS-30SC-39	Square Corner, 30"W X 30"D X 39" H	170	\$3,025
Triangle Corner Unit	Model Number	Description	Wgt.	List Price
	MCD-KS-30TC-29	Triangle Corner, 30"W X 30"D X 29" H	88	\$2,910
	MCD-KS-30TC-32	Triangle Corner, 30"W X 30"D X 32" H	91	\$2,910
	MCD-KS-30TC-39	Triangle Corner, 30"W X 30"D X 39" H	98	\$3,025
Triangle Corner Unit with Shelves	Model Number	Description	Wgt.	List Price
	MCD-KS-30TCS-29	Triangle Corner, 30"W X 30"D X 29" H with shelves	87	\$2,684
	MCD-KS-30TCS-32	Triangle Corner, 30"W X 30"D X 32" H with shelves	89	\$2,684
	MCD-KS-30TCS-39	Triangle Corner, 30"W X 30"D X 39" H with shelves	97	\$2,792

* Note: For Triangle Corner Unit with Shelves, use Bookmark MCD-TCS units.

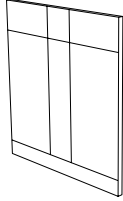
Circulation Desk End Panels & Transactions Tops

Modular Circulation Desks


Note: One Terminating End Panel is required for each exposed end of a complete desk assembly. End Panels are available in all standard design lines.




Bookmark	Model Number	Description	Wgt.	Price
	MCD-B-29-EP	Bookmark Finished End Panel for 29"H Unit	18	\$486
	MCD-B-32-EP	Bookmark Finished End Panel for 32"H Unit	19	\$486
	MCD-B-39-EP	Bookmark Finished End Panel for 39"H Unit	23	\$564




Metro	Model Number	Description	Wgt.	Price
	MCD-M-29-EP	Metro Finished End Panel for 29"H Unit	18	\$545
	MCD-M-32-EP	Metro Finished End Panel for 32"H Unit	19	\$545
	MCD-M-39-EP	Metro Finished End Panel for 39"H Unit	23	\$623




Lexington	Model Number	Description	Wgt.	Price
	MCD-L-29EP	Lexington Finished End Panel for 29"H Unit	19	\$545
	MCD-L-32EP	Lexington Finished End Panel for 32"H Unit	20	\$545
	MCD-L-39EP	Lexington Finished End Panel for 39"H Unit	24	\$623



Charleston	Model Number	Description	Wgt.	Price
	MCD-CL-29EP	Charleston Finished End Panel for 29"H Unit	19	\$545
	MCD-CL-32EP	Charleston Finished End Panel for 32"H Unit	20	\$545
	MCD-CL-39EP	Charleston Finished End Panel for 39"H Unit	24	\$623



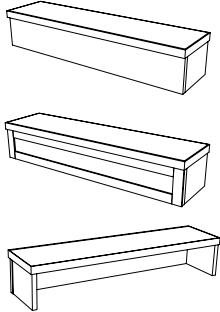
Heritage	Model Number	Description	Wgt.	Price
	MCD-H-29EP	Heritage Finished End Panel for 29"H Unit	19	\$545
	MCD-H-32EP	Heritage Finished End Panel for 32"H Unit	20	\$545
	MCD-H-39EP	Heritage Finished End Panel for 39"H Unit	24	\$623

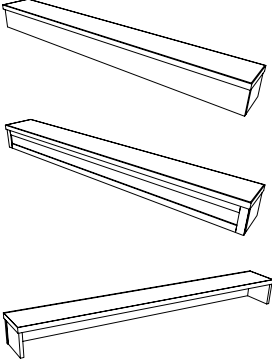


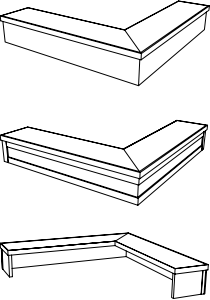
Malibu	Model Number	Description	Wgt.	Price
	MCD-MB-29EP	Malibu Finished End Panel for 29"H Unit	19	\$598
	MCD-MB-32EP	Malibu Finished End Panel for 32"H Unit	20	\$598
	MCD-MB-39EP	Malibu Finished End Panel for 39"H Unit	24	\$683

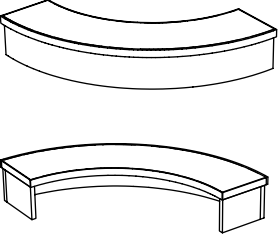
mediatechnologies®

Circulation Desk End Panels & Transactions Tops

36" Transaction Tops	Model Number	Description	Wgt.	Price
	MCD-36-TRX	Bookmark Transaction Top 36"W X 7"H	18	\$531
	MCD-CL-36-TRX	Charleston Transaction Top 36"W X 7"H	18	\$574
	MCD-H-36-TRX	Heritage Transaction Top 36"W X 7"H	19	\$584
	MCD-KS-36-TRX	Keystone Transaction Top 36"W X 7"H	19	\$575
	MCD-L-36-TRX	Lexington Transaction Top 36"W X 7"H	19	\$575
	MCD-MB-36-TRX	Malibu Transaction Top 36"W X 7"H	19	\$575

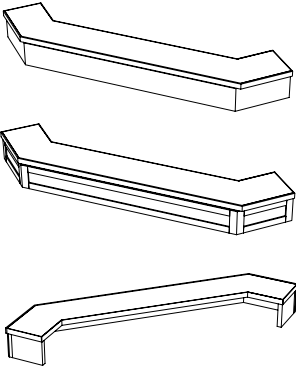
72" Transaction Tops	Model Number	Description	Wgt.	Price
	MCD-72-TRX	Bookmark Transaction Top 72"W X 7"H	32	\$1,017
	MCD-CL-72-TRX	Charleston Transaction Top 72"W X 7"H	32	\$1,096
	MCD-H-72-TRX	Heritage Transaction Top 72"W X 7"H	33	\$1,119
	MCD-KS-72-TRX	Keystone Transaction Top 72"W X 7"H	33	\$1,095
	MCD-L-72-TRX	Lexington Transaction Top 72"W X 7"H	33	\$1,096
	MCD-MB-72-TRX	Malibu Transaction Top 72"W X 7"H	33	\$1,095

Square Corner Transaction Tops	Model Number	Description	Wgt.	Price
	MCD-30SC-TRX	Bookmark Transaction Top 9"D X 7"H	18	\$1,269
	MCD-CL-30SC-TRX	Charleston Transaction Top 9"D X 7"H	18	\$1,366
	MCD-H-30SC-TRX	Heritage Transaction Top Square Unit 9"D X 7"H	19	\$1,395
	MCD-KS-30SC-TRX	Keystone Transaction Top for Square Unit 9"D X 7"H	19	\$1,365
	MCD-L-30SC-TRX	Lexington Transaction Top 9"D X 7"H	19	\$1,365


90° Radius Corner Transaction Top	Model Number	Description	Wgt.	Price
	MCD-30RC-TRX	Bookmark Transaction Top 9"D X 7"H	16	\$1,269
	MCD-CL-30RC-TRX	Charleston Transaction Top 9"D X 7"H	16	\$1,366


Circulation Desk End Panels & Transactions Tops

Modular Circulation Desks

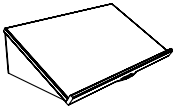
Extended Flat Corner	Model Number	Description	Wgt.	Price
	MCD-30EFC-TRX	Bookmark Transaction Top 9"D X 7"H	29	\$1,495
	MCD-CL-30EFC-TRX	Charleston Transaction Top 9"D X 7"H	29	\$1,592
	MCD-H-30EFC-TRX	Heritage Transaction Top Extended Flat 9"D X 7"H	30	\$1,622
	MCD-L-30EFC-TRX	Lexington Transaction Top 9"D X 7"H	29	\$1,590

Extended Radius Corner	Model Number	Description	Wgt.	Price
	MCD-30ERC-TRX	Bookmark Transaction Top 9"D X 7"H	25	\$1,797

Mobile Pedestals	Model Number	Description	Wgt.	List Price
	WMP661222	6/6/12 X 22" D Mobile Pedestal, steel with steel fronts	42	\$741
	WMP121222	12/12 X 22" D Mobile Pedestal, steel with steel fronts	38	\$679
	WMP661222-SW	6/6/12 X 22" D Mobile Pedestal, steel with wood fronts	54	\$1,167
	WMP121222-SW	12/12 X 22" D Mobile Pedestal, steel with wood fronts	50	\$1,043
	WMP661222-W	6/6/12 X 22" D Mobile Pedestal, wood with wood fronts	66	\$1,341
	WMP121222-W	12/12 X 22" D Mobile Pedestal, wood with wood fronts	62	\$1,077

WKS Supporting Pedestals	Model Number	Description	Wgt.	List Price
	WP661222	6/6/12 X 22" D WKS Supporting Ped, steel with steel fronts	46	\$693
	WP121222	12/12 X 22" D WKS Supporting Ped, steel with steel fronts	42	\$636
	WP661222-SW	6/6/12 X 22" D WKS Supporting Ped, steel with wood fronts	58	\$1,028
	WP121222-SW	12/12 X 22" D WKS Supporting Ped, steel with wood fronts	62	\$927
	WP661222-W	6/6/12 X 22" D WKS Supporting Ped, wood with wood fronts	69	\$1,420
	WP121222-W	12/12 X 22" D WKS Supporting Ped, wood with wood fronts	65	\$1,138

mediatechnologies®




Display

Revolving Dictionary Stand	Model Number	Description	Wgt.	List Price
	B1521RDS	15" D X 21" W X 5" H	15	\$314

General Specifications

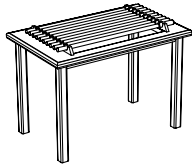
The top is constructed of 3/4" thick three ply engineered wood with select red oak face and banded on all four edges with 1/8" solid red oak. The top of the unit is sloped at a 7 degree angle and has a solid oak retaining bar at the front edge. Revolving base.



Revolving Big Book Easel	Model Number	Description	Wgt.	List Price
	B1521RBBS	8" D X 21" W X 12" H	15	\$318

General Specifications

The top is constructed of 3/4" thick three ply engineered wood with select red oak face and banded on all four edges with 1/8" solid red oak. The top of the unit is nearly vertical for showing large picture books and has a solid oak retaining bar at the front edge. Revolving base.

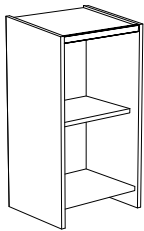


Newspaper Rack	Model Number	Description	Wgt.	List Price
Bookmark	B2642NR	26" D X 42" W X 29" H	55	\$1,392
*Charleston	CL2642NR	26" D X 42" W X 29" H	57	\$2,341
*Heritage	H2642NR	26" D X 42" W X 29" H	59	\$2,062
*Lexington	L2642NR	26" D X 42" W X 29" H	57	\$2,104
*Malibu	MB2642NR	26" D X 42" W X 29" H	57	\$2,338
*Metro	M2642NR	26" D X 42" W X 29" H	54	\$1,786
*Twist	TW2642NR	26" D X 42" W X 29" H	70	\$1,784

General Specifications

The newspaper rack has an engineered panel frame, 1-1/4" thick with the face covered in .050" thick laminate. The top frame has notched racks at each end, which hold ten newspaper display rods. The newspapers hang in the opening of the table top. The legs are 2-1/4" solid glued up red oak and are attached to the top by means of a steel plate.

Available in Designer Lines* versions.

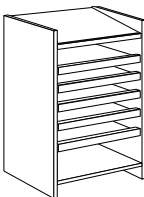


Dictionary Stand	Model Number	Description	Wgt.	List Price
Bookmark	B2024DS	20" D X 24" W X 45" H	115	\$1,431
Bookmark Juvenile	B2024DS-J	20" D X 24" W X 34" H	101	\$1,388
*Charleston	CL2024DS	20" D X 24" W X 45" H	104	\$2,482
*Heritage	H2024DS	20" D X 24" W X 45" H	115	\$2,431
*Lexington	L2024DS	20" D X 24" W X 45" H	115	\$2,482
*Malibu	MB2024DS	20" D X 24" W X 45" H	115	\$2,482
*Metro	M2024DS	20" D X 24" W X 45" H	115	\$1,575
*Twist	TW2024DS	20" D X 24" W X 45" H	115	\$1,737

General Specifications

The sloped top is 1-1/4" thick three ply engineered wood with a .050" thick laminate top with 1/8" solid red oak edge bands. The cabinet is constructed of 1-3/16" engineered wood with select red oak faces. All exposed edges are banded with 1/8" solid red oak. The unit has one adjustable 3/4" thick shelf. Juvenile height is 34".

Available in Designer Lines* versions.

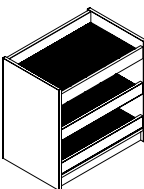


Atlas Stand	Model Number	Description	Wgt.	List Price
Bookmark	B2424AS	24" D X 24" W X 45" H	150	\$2,395
Bookmark Juvenile	B2424AS-J	24" D X 24" W X 34" H	146	\$2,326
*Charleston	CL2424AS	24" D X 24" W X 45" H	150	\$3,851
*Heritage	H2424AS	24" D X 24" W X 45" H	150	\$3,585
*Lexington	L2424AS	24" D X 24" W X 45" H	150	\$3,851
*Malibu	MB2424AS	24" D X 24" W X 45" H	150	\$3,847
*Metro	M2424AS	24" D X 24" W X 45" H	152	\$2,574
*Twist	TW2424AS	24" D X 24" W X 45" H	152	\$2,651

General Specifications

The sloped top is 1-1/4" thick three ply engineered wood with a .050" thick laminate top with 1/8" solid red oak edge bands. The cabinet is constructed of 1-3/16" engineered wood with select red oak faces. All exposed edges are banded with 1/8" solid red oak. The unit has five adjustable 3/4" thick pull out shelves with a 1-1/2" solid oak front retainer. Juvenile height is 34" with 4 pull out shelves.

Available in Designer Lines* versions.



Compact Disc Browser	Model Number	Description	Wgt.	List Price
	B2437CDB	24" D X 37" W X 37" H	110	\$3,143

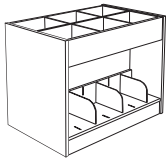
General Specifications

Case is constructed of 1" nine ply red oak plywood with a recessed top. Three drawers, bottom 2 drawers pull out. Each shelf holds a maximum of 145 compact discs. Total capacity of 435 discs.

Browser Bin	Model Number	Description	Wgt.	List Price
	B0036-PBB	36" Dia. X 22"		\$1,947

General Specifications

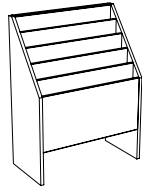
The top and base of recessed bin are constructed of 1" thick baltic birch plywood core with high-pressure laminate interior and exterior and exposed baltic birch plywood edges. Sides, leg panels and bin divider panels all constructed of 3/4" thick baltic birch plywood core with high-pressure laminate or wood veneer interior and exterior and exposed baltic birch plywood edges. Leg panels fitted with non-levelling glides.



Picture Book & Browser Bin	Model Number	Description	Wgt.	List Price
	K2436BB	24" D X 36" W X 36" H	80	\$1,473
	K2436BB-MOB	24" D X 36" W X 36" H	80	\$1,702
	K2436ABB-J-MOB	24" D X 36" W X 30" H	80	\$1,860

General Specifications

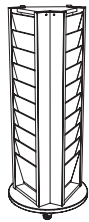
The end panels are 1" thick veneer core hardwood plywood with grade A oak veneer face and 1.5mm solid red oak banding. Bottom shelf and browser bin with dividers are all 1" three ply construction with grade A oak veneer face and 1.5mm solid red oak banding. Toes are constructed of 4" high 1" thick veneer core hardwood plywood and are attached using 14-gauge steel brackets. Concealed 2" diameter casters are bolted to a steel chassis that fits inside the wood toe on mobile unit.



Magazine Rack	Model Number	Description	Wgt.	List Price
	B2036MR	18" D X 36" W X 49" H	144	\$1,827

General Specifications

The end panels are 1" thick hardwood plywood with select red oak faces and 1/8" solid red oak bands on exposed edges. The closed back is 3/4" thick veneered plywood set into the end panels. The magazine display cabinet has five sloped display shelves at descending heights.



Mobile Magazine Rack	Model Number	Description	Wgt.	List Price
	K1818MMR	20" Diameter X 48" H	90	\$1,437

General Specifications

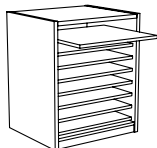
The base and end panels are 1" thick hardwood plywood with select red oak faces and 1/8" solid red oak bands on exposed edges. Swivel casters are fastened to the display unit base with wood screws. The mobile magazine display has ten sloped display shelves at descending heights on each of its three sides. Capacity for 30 magazines.



Map Case	Model Number	Description	Wgt.	List Price
	BD-3630MC	30" D X 36" W X 33" H	191	\$3,615

General Specifications

The top is 1-1/4" thick three ply engineered wood with a .050" thick laminate top with 1/8" solid red oak edge bands. The cabinet is constructed of 1-3/16" engineered wood with select red oak faces. All exposed edges are banded with 1/8" solid red oak. The unit has one seven 34" W storage drawers.



Big Book Display	Model Number	Description	Wgt.	List Price
	BD-2630BBD	20" D X 26" W X 30" H	110	\$2,316

General Specifications

The top is 1-1/4" thick three ply engineered wood with a .050" thick laminate top with 1/8" solid red oak edge bands. The cabinet is constructed of 1-3/16" engineered wood with select red oak faces. All exposed edges are banded with 1/8" solid red oak. The unit has eight pull out shelves. Concealed 2" diameter casters are bolted to a steel chassis that fits inside the wood toe.



Book Truck	Model Number	Description	Wgt.	List Price
	BD-3016-BT	16" D X 34-1/2" W X 43" H	65	\$1,506

General Specifications

Constructed of 1" nine ply Red Oak veneer core plywood. Edges are banded with 1/8" Red Oak. All components are through-bolted using 1/4-20 cabinet bolts and embedded cross dowels for metal to metal joints. Book trucks use two 4" swivel and two 4" fixed casters for easy mobility.



Display Book Truck	Model Number	Description	Wgt.	List Price
	BD-3018-BTD	18" D X 34-1/2" W X 43" H	87	\$1,898

General Specifications


Constructed of 1" nine ply Red Oak veneer core plywood. Edges are banded with 1/8" Red Oak. Two shelves on each side are tilted for display. Each shelf has a 6" high backstop. All components are through-bolted using 1/4-20 cabinet bolts and embedded cross dowels for metal to metal joints. Book trucks use two 4" swivel and two 4" fixed casters for easy mobility.



Steel Display Book Truck	Model Number	Description	Wgt.	List Price
	SBD-3018-BTD	18" D x 34.5" W x 43' H	90	\$1,669

General Specifications


Unit is constructed of 1-1/2" solid oak end panels with eased edges. End panels receive twelve 5/16"-18 inserts. Unit includes three formed 18-gauge steel shelves formed to create two angled shelves for display. Shelves are mounted to end panels via eight 3/4" long 5/16"-18 bolts into the end panels. Shelves are finished with a durable powder coat. Standard powder coat color is black inless specified otherwise. The base of each end panel receives a formed steel "L" channel that is mounted to the end panel, which receives two 3" diameter casters.



3-sided Display Kiosk	Model Number	Description	Wgt.	List Price
	TS-4665-MSWD	46" W x 40" Depth x 65" H		\$3,841

General Specifications

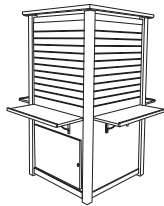
Three 1-1/2" diameter black powder coated steel posts extend from base shelf to top. All structural members use metal to metal fasteners. Display faces on all three sides are 3/4" high-pressure laminate slatwall. Top and base are 1-1/4" thick high-pressure laminate with PVC edge banding. 3" diameter casters are mounted to the display base. Corners on display top and base are radiused.



Display Kiosk	Model Number	Description	Wgt.	List Price
	B2662DK	26" D X 26" W X 62" H	210	\$4,872

General Specifications

Four 1-1/2" diameter black powder coated steel posts extend from base shelf to top. All structural members use metal to metal fasteners. Display faces on two opposing sides are slatwall; the other two faces have a 20" x 44" fabric-covered tackboard. Specify fabric.



4-Sided Slatwall Kiosk	Model Number	Description	Wgt.	List Price
	2C-DS016			\$6,103

General Specifications

Four 2-1/2" square solid wood posts extend from floor to top surface. All structural members use metal to metal fasteners. Display faces on all four sides are 3/4" medium density fiberboard with grade A veneer facing. Top half of each display face is slatwall. Bottom half of each display face is cupboard storage with lockable access door on two opposing sides. Each display side has a high pressure laminate shelf, each with two metal shelf support brackets. Top and base are 1-1/4" thick engineered wood and high-pressure laminate with PVC edge banding. Top and base are ventilated.



Tapered Display	Model Number	Description	Wgt.	List Price
	TDDF-3630-60			\$2,442
	TDDF-3630-60-MOB			\$2,568

General Specifications

Inner display stucture is dowel and glue construction and incorporates 3/4" thick engineered wood and veneer face base shelf and 1" thick nine ply hardwood plywood toe assembly. Adjustable shelves are 1" thick nine ply plywood hardwood with premium grade A oak veneer. Exposed edges are banded with 1/8" solid wood edges and corners are radiused 1/8". Shelf are mounted at an angle - exterior edge is higher than interior edge. End panels are tapered, becoming narrower from bottom to top and are constructed of 1" thick nine ply plywood hardwood with premium grade A oak veneer on both faces. Exposed edges are banded with 1/8" solid wood edges and corners are radiused 1/8"



Bookstore Display	Model Number	Description	Wgt.	List Price
1 Adj., 1 Top, 1 Base - Shelves	11-4217BS	42" H X 17" D Starter, Single Faced	92	\$995
1 Adj., 1 Top, 1 Base - Shelves	11-4217BSA	42" H X 17" D Adder, Single Faced	84	\$787
3 Adj., 1 Top, 1 Base - Shelves	11-6017BS	60" H X 17" D Starter, Single Faced	130	\$1,641
3 Adj., 1 Top, 1 Base - Shelves	11-6017BSA	60" H X 17" D Adder, Single Faced	114	\$1,272
2 Adj., 2 Top, 2 Base - Shelves	11-4233BS	42" H X 33" D Starter, Double Faced	105	\$1,339
2 Adj., 2 Top, 2 Base - Shelves	11-4233BSA	42" H X 33" D Adder, Double Faced	93	\$1,085
6 Adj., 2 Top, 2 Base - Shelves	11-6033BS	60" H X 33" D Starter, Double Faced	245	\$2,175
6 Adj., 2 Top, 2 Base - Shelves	11-6033BSA	60" H X 33" D Adder, Double Faced	210	\$1,732

General Description

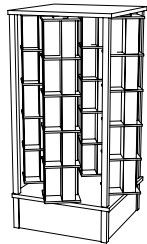
End panels are 1" veneer core hardwood plywood with grade A oak veneer face and with a 1.5mm solid wood banding. Shelves are 1" veneer core hardwood plywood with grade A oak veneer face and with a 1.5mm solid wood banding. Bottom shelf and top cross panel are 1" three ply construction with grade A oak veneer face and 1.5mm solid wood banding. Backs are 1/4" plywood with grade A oak veneer. Toes are constructed of 4" high and 1" thick veneer core hardwood plywood and are attached using 14-gauge steel brackets.



Glass Front Display Case	Model Number	Description	Wgt.	List Price
	21-8412-GLD			\$3,098

General Description

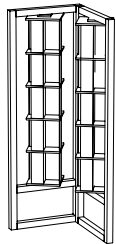
End panels are constructed of 1" thick nine ply plywood hardwood with premium grade A oak veneer on both faces. Exposed edges are banded with 1/8" solid wood edges and corners are radiused 1/8". All panels permit shelf adjustment on 32mm increments. The cornice top panel is 3/4" thick engineered wood with select oak veneer face. The front edge is banded with 1/8" solid wood. The cornice rail is 1" x 2-1/4" and is inset 1/8" from the front edge. The top is attached with 16-gauge steel Z-brackets. The base shelf is 3/4" thick engineered wood with select oak veneer face. The front edge is banded with 1/8" solid wood. The Toe assembly is a 4" high box frame constructed of 1" thick nine ply plywood hardwood. The toe assembly is bolted to the end panels using 5/16"-18 machine bolts. Sliding display case doors are two panes of 1/4" thick tempered glass that ride in aluminum U-channels. Sliding glass door lock is provided.



4 Tower Rotating Display Stand	Model Number	Description	Wgt.	List Price
	B2662RDS	26" D X 26" W X 62" H	176	\$5,196

General Specifications

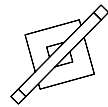
Four 1-1/2" diameter black powder coated steel posts extend from base shelf to top. All structural members use metal to metal fasteners. The unit holds four rotating towers, each with five tiers of shelves that accommodate paperback books up to 8-7/8" tall.



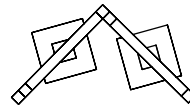
Rotating Tower Display Stand	Model Number	Description	Wgt.	List Price
	B2360-1RDF	21-1/4" X 23" X 62" H-Single Tower	29	\$1,171
	B2360-2RDF	21-1/4" X 23" X 62" H-Double Tower	58	\$2,340
	B2360-4RDF	21-1/4" X 23" X 62" H-Quad Tower	117	\$4,677

General Specifications


Each frame is assembled using 1-3/4" x 1-3/4" solid red oak stiles and rails. Each five tier tower accommodates paperback books up to 8-7/8" tall. frames are bolted together and are modular to enable extended configurations by adding additional units.



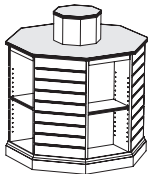
B2360-1RDF



B2360-2RDF



B2360-4RDF



Octagonal Slatwall Mobile Display	Model Number	Description	Wgt.	List Price
	B3636OCT		255	\$3,190

General Specifications

Tops are 1-1/4" thick three ply engineered wood construction with .050" thick high-pressure laminate and a phenolic backer sheet. The standard edge is 1/8" solid red oak with a 1/8" radius all around. The adjustable shelves are 3/4" thick solid glued up hardwood. The nosing is 1-3/4" thick solid red oak. All wood components are 1" thick hardwood with grade AA red oak. All edges are finished with a 1/8" solid hardwood edgeband with a 1/8" radius top and bottom. The base of the unit is terminated with a solid oak decorative trim at the base, which conceals eight 3" diameter casters. Four sides feature two shelves with one adjustable and one base shelf per section. Shelves adjust on 32mm increments. The other four sides are slatwall with wood veneer slats. Unit also comes with an 8" high upper octagonal display unit that is mounted at the center of the worksurface for additional display.



4 Sided Mobile Display	Model Number	Description	Wgt.	List Price
	B3636SQ-MOB			\$2,305

General Specifications

Cabinet construction is 3/4" thick engineered wood side panels, sub tops, vertical dividers and shelves. Dowel and glue construction. Top and base are 1-1/4" engineered wood. Box finish available to be applied to all display faces includes thermally fused laminate, high-pressure laminate and grade AA oak or maple veneer. Four twin locking casters are attached to the base via threaded inserts.



End of Range Magazine Display	Model Number	Description	Wgt.	List Price
	11-4216MS-EOR	16" D X 24" W X 42" H	68	\$948

General Specifications

Designed for end-of-run applications. End panels are 1" veneer core hardwood plywood with grade A oak veneer face and with a 1.5mm solid wood banding. Shelves are 1" veneer core hardwood plywood with grade A oak veneer face and with a 1.5mm solid wood banding. Each shelf has a clear plexiglass front retainer that allows display of magazine covers. Bottom shelf is 1" three ply construction with grade A oak veneer face and 1.5mm solid wood banding. Backs are 1/4" plywood with grade A oak veneer. Toes are constructed of 4" high and 1" thick veneer core hardwood plywood and are attached using 14-gauge steel brackets.




End of Range Shelving	Model Number	Description	Wgt.	List Price
	11-4212-EOR	12" D X 24" W X 42"H	52	\$768

General Specifications

Designed for end-of-run applications. End panels are 1" veneer core hardwood plywood with grade A oak veneer face and with a 1.5mm solid wood banding. Shelves are 1" veneer core hardwood plywood with grade A oak veneer face and with a 1.5mm solid wood banding. Bottom shelf and top are 1" three ply construction with grade A oak veneer face and 1.5mm solid wood banding. Backs are 1/4" plywood with grade A oak veneer. Toes are constructed of 4" high and 1" thick veneer core hardwood plywood and are attached using 14-gauge steel brackets.

Available in Designer Lines* versions.



End of Range Computer Stand	Model Number	Description	Wgt.	List Price
Juvenile Height	B2424EOR 32	24" D X 24" W X 32" H	94	\$1,305
	B2424EOR-39	24" D X 24" W X 39" H	102	\$1,313

General Specifications

Designed for end-of-run applications. The sloped top is 1-1/4" thick three ply engineered wood with a .050" thick laminate top with 1/8" solid red oak edge bands. The cabinet is constructed of 1-3/16" engineered wood with select red oak faces. All exposed edges are banded with 1/8" solid red oak. The unit has one adjustable 3/4" thick shelf. Juvenile height is 32".


Available in Designer Lines* versions.



Endcap Periodical Display	Model Number	Description	Wgt.	List Price
	2432EPD	2-3/4" D X 23-7/8" W X 32" H	65	\$661

General Specifications


Designed for end-of-run applications, unit has three open shelves with two slat retainers per shelf. Construction is 3/4" select Red Oak veneered panel and solid hardwood.



Tack Board Display	Model Number	Description	Wgt.	List Price
	BM-2036TB	1" D X 20" W X 36" H	15	\$277

General Specifications

Designed for end-of-run applications. Tack board material covered in fabric. Five fabric types available.



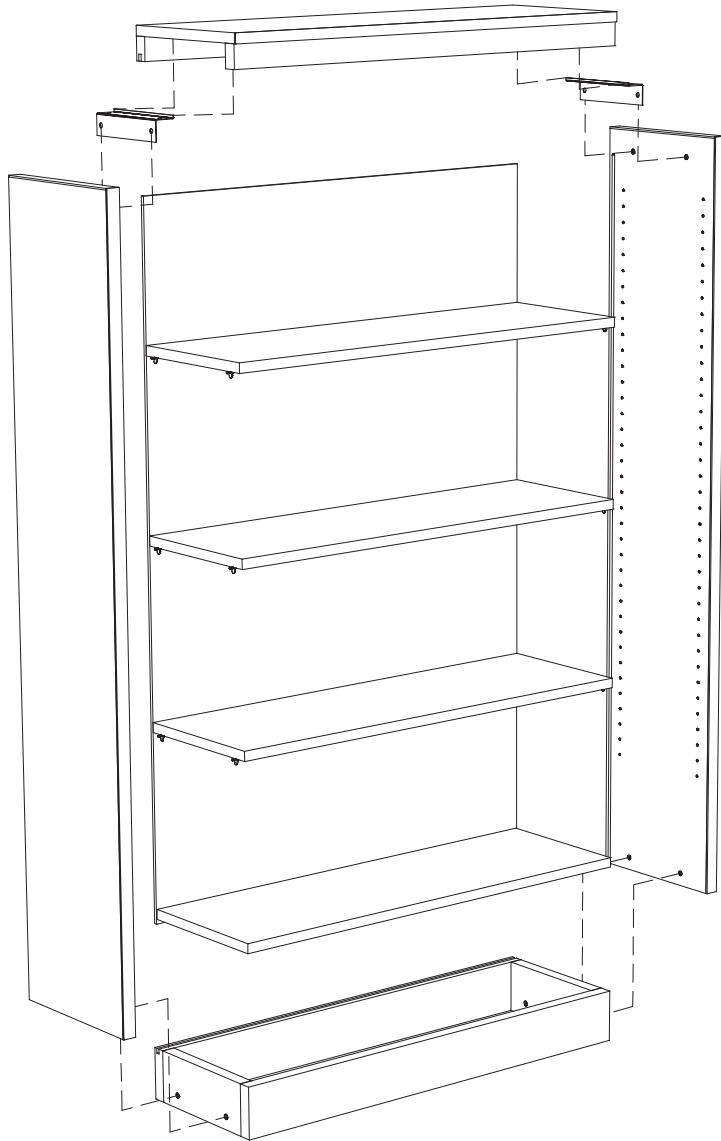
Slatwall Display	Model Number	Description	Wgt.	List Price
	BM-2436SW		18	\$356

General Specifications

Slatwall constructed from 3/4" medium density fiberboard. Slatwall face finished in grade A veneer.

21-Series Construction Shelving - Bookmark & Design Lines

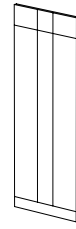
21-Series Construction Shelving



Typical 21-Series Construction Bookcase Assembly



Bookmark



Metro



Twist



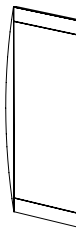
Lexington



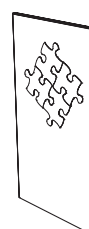
Charleston



Heritage



Malibu



Puzzle

mediatechnologies®

General Specifications - Wood Shelving

End/Intermediate Panels: All end panels are detailed by product line and are described individually in the "End Panels for Steel Shelving" section of this specification book. All intermediate panels are un-detailed 1" hardwood plywood core with premium grade "A" oak veneer on both faces; exposed edges are banded with 1/8" solid red oak with edges and corners radiused 1/8". All panels permit shelf adjustment on 32mm increments. Intermediate panels are machined on both faces. Threaded 5/16-18 metal inserts are embedded into the top and the bottom of the starter panels to facilitate attachment of the cornice top and toe assembly. Intermediate panels are machined for through bolts.

Note: initial units are specified according to product line; adder units for all wood modular shelving product lines are specified as series 21 and use the same un-detailed intermediate panel.

Cornice Top: The cornice top panel is 3/4" thick veneer core with select oak veneer face. The front edge is banded with 1/8" solid red oak. The cornice rail is 1" x 2-1/4" and is inset 1/8" from the front edge. The cornice top is attached with 16 gauge steel 'Z' brackets. Laminate tops are also available. Contact the factory for more details.

Backs: Backs are 1/4" thick MDF. They are standard with all 21-Series (Bookmark & Design Lines) bookcase units.

Toe Assembly: The toe assembly is a 4" high box frame constructed of 1" thick hardwood plywood. The toe assembly is bolted to the end and intermediate panels using 5/16" - 18 machine bolts.

Mobile Toe Assembly: A steel chassis is fit to the inside of the toe assembly. Casters are bolted to the chassis with 1/4" -20 bolts and nylon insert lock nuts and the entire assembly is attached to the end panel with 5/16" -18 machine bolts. The steel chassis provides formed flanges under the toe and end panels for extra support. The casters are 2" diameter, nonlocking. The mobile bookcase sits 1/2" off the floor.

Base Shelf: The base shelf is 3/4" thick engineered wood with select oak veneer face and 1/8" solid red oak front band. It is supported on all four edges by the toe assembly and attached with two screws.

Fixed Shelves: Shelving units 60" and taller use fixed shelves at either end of a run. Mobile units also receive fixed shelves. They are similar to adjustable shelves with standard shelf pins replaced by fixed shelf pins that screw into the standard side panel line holes. Fixed shelves are adjustable.

Adjustable Shelves: The adjustable shelves are 1" veneer core with premium grade "A" oak veneer; exposed edges are banded with 1/8" solid red oak with edges and corners radiused 1/8". They are bored in 4 locations on the underside to accept seismically rated shelf pins.

Magazine Display Shelf: The magazine display shelf is 3/4" thick engineered wood with select oak face. The front edge has a solid oak retaining rail. The magazine display shelf pivots on pins which mount between the end and intermediate panels allowing the user to lift the shelf and utilize the storage space behind. The pins are retained with a metal bracket and screws to prevent accidental removal.

Picture Book Display Shelf: The picture book display shelves are 3/4" thick glued up aspen hardwood with a 1-3/4" solid red oak front nosing. The back is 3/4" thick engineered wood with select oak veneer face and 1/8" solid red oak top band. The shelf and back are slotted approximately every 5" to accept wooden dividers. The back is attached to the base of the shelf using screws. They are bored in 4 locations on the underside to accept seismically rated shelf pins. Includes 3 dividers per shelf.


Options

Optional Hardwood Shelves: Optional hardwood shelves are 3/4" thick glued up aspen hardwood with a 1-3/4" solid red oak front nosing. They are bored in 4 locations on the underside to accept systemic rated shelf pins. Additional wood or steel adjustable shelves are available for any of the modular bookcases. See end of each bookcase product line section for part numbers. *To Specify: Remove "V" from part number (i.e. 21-4212).*

Optional Adjustable Steel Shelves: 18 ga. steel shelves have a 1" deep triple bent edge and a 1" tall bookstop lip in the rear. Rear lip accepts optional sliding book support. Slots in the turned down side flanges allow the shelves to mount on 5mm adjustable shelf pins. Shelf pins have a collar that prevents them from being removed without first removing the shelf. Nominal 10" and 12" deep shelving uses 9" or 11" deep shelves respectively. Shelves are finished with a durable powder coat. Standard powder coat color is black unless otherwise specified. **To Specify: Add "SB" to part number (i.e. SB21-4212).**

Optional Continuous Canopy Tops: Optional common tops are 1-1/4" thick three ply construction, with a .050" laminate face, engineered wood core and a phenolic backer sheet. The common top is banded on all exposed sides with 1/8" solid red oak. Top is replaced with Box Frame. *To specify add the suffix "-CT"*

Please Specify: Product Number / Finish / Back Panel / Enclose Layout



Single Faced Standard Units

30" High	Model Number	Description	Wgt.	Price
	V21-3008	30"H X 37"W X 8"D Initial	38	\$535
	V21-3008A	30"H X 36"W X 8"D Adder	33	\$452
	V21-3010	30"H X 37"W X 10"D Initial	43	\$625
	V21-3010A	30"H X 36"W X 10"D Adder	37	\$517
	V21-3012	30"H X 37"W X 12"D Initial	49	\$649
	V21-3012A	30"H X 36"W X 12"D Adder	42	\$543

30" High single sided shelving has a select wood top and one adjustable shelf. Includes 1/4" matching wood back.

42" High	Model Number	Description	Wgt.	Price
	V21-4208	42"H X 37"W X 8"D Initial	47	\$685
	V21-4208A	42"H X 36"W X 8"D Adder	41	\$579
	V21-4210	42"H X 37"W X 10"D Initial	55	\$801
	V21-4210A	42"H X 36"W X 10"D Adder	47	\$660
	V21-4212	42"H X 37"W X 12"D Initial	62	\$843
	V21-4212A	42"H X 36"W X 12"D Adder	53	\$695
	V21-4216-SF	42"H X 37"W X 16"D Initial	77	\$884
	V21-4216A-SF	42"H X 36"W X 16"D Adder	64	\$732

42" High single sided shelving has a wood top and two adjustable shelves. Includes 1/4" matching wood back.

48" High	Model Number	Description	Wgt.	Price
	V21-4808	48"H X 37"W X 8"D Initial	50	\$719
	V21-4808A	48"H X 36"W X 8"D Adder	43	\$607
	V21-4810	48"H X 37"W X 10"D Initial	59	\$839
	V21-4810A	48"H X 36"W X 10"D Adder	49	\$693
	V21-4812	48"H X 37"W X 12"D Initial	66	\$884
	V21-4812A	48"H X 36"W X 12"D Adder	56	\$732
	V21-4816-SF	48"H X 37"W X 16"D Initial	82	\$931
	V21-4816A-SF	48"H X 36"W X 16"D Adder	67	\$769

48" High single sided shelving has a wood top and two adjustable shelves. Includes 1/4" matching wood back.

60" High	Model Number	Description	Wgt.	Price
	V21-6008	60"H X 37"W X 8"D Initial	59	\$939
	V21-6008A	60"H X 36"W X 8"D Adder	50	\$792
	V21-6010	60"H X 37"W X 10"D Initial	69	\$1,087
	V21-6010A	60"H X 36"W X 10"D Adder	58	\$908
	V21-6012	60"H X 37"W X 12"D Initial	79	\$1,159
	V21-6012A	60"H X 36"W X 12"D Adder	65	\$970
	V21-6016-SF	60"H X 37"W X 16"D Initial	98	\$1,230
	V21-6016A-SF	60"H X 36"W X 16"D Adder	80	\$1,032


60" High single sided shelving has a wood top and three adjustable shelves. Includes 1/4" matching wood back.

72" High	Model Number	Description	Wgt.	Price
	V21-7208	72"H X 37"W X 8"D Initial	72	\$1,161
	V21-7208A	72"H X 36"W X 8"D Adder	59	\$923
	V21-7210	72"H X 37"W X 10"D Initial	84	\$1,258
	V21-7210A	72"H X 36"W X 10"D Adder	68	\$1,015
	V21-7212	72"H X 37"W X 12"D Initial	97	\$1,340
	V21-7212A	72"H X 36"W X 12"D Adder	78	\$1,082
	V21-7216-SF	72"H X 37"W X 16"D Initial	121	\$1,419
	V21-7216A-SF	72"H X 36"W X 16"D Adder	95	\$1,148

72" High single sided shelving has a wood top and four adjustable shelves. Includes 1/4" matching wood back.

* Steel shelves may be specified for most wood bookcases .
Replace "V" in the model with "SB" (i.e. SB21-4220).

Bookmark Standard Bookcases



84" High	Model Number	Description	Wgt.	Price
	V21-8408	84"H X 37"W X 8"D Initial	79	\$1,240
	V21-8408A	84"H X 36"W X 8"D Adder	66	\$1,002
	V21-8410	84"H X 37"W X 10"D Initial	92	\$1,345
	V21-8410A	84"H X 36"W X 10"D Adder	76	\$1,101
	V21-8412	84"H X 37"W X 12"D Initial	106	\$1,432
	V21-8412A	84"H X 36"W X 12"D Adder	87	\$1,175
	V21-8416-SF	84"H X 37"W X 16"D Initial	133	\$1,520
	V21-8416A-SF	84"H X 36"W X 16"D Adder	107	\$1,250

84" High single sided shelving has an inverted wood cornice top and five adjustable shelves. Includes 1/4" matching wood back.

90" High	Model Number	Description	Wgt.	Price
	V21-9012	90"H X 37"W X 12"D Initial	115	\$1,547
	V21-9012A	90"H X 36"W X 12"D Adder	95	\$1,277

90" High single sided shelving has an inverted wood cornice top and six adjustable shelves. Includes 1/4" matching wood back.

Double Faced Standard Units

30" High	Model Number	Description	Wgt.	Price
	V21-3020	30"H X 36"W X 20"D Initial	79	\$1,031
	V21-3020A	30"H X 36"W X 20"D Adder	68	\$853
	V21-3024	30"H X 37"W X 24"D Initial	90	\$1,093
	V21-3024A	30"H X 36"W X 24"D Adder	76	\$904

30" High double sided shelving has a wood top and two adjustable shelf. Includes 1/4" matching wood back.

30" High Mobile Units	Model Number	Description	Wgt.	Price
	V21-3020-MOB	30"H X 37"W X 20"D Initial Mobile	91	\$1,229
	V21-3020A-MOB	30"H X 36"W X 20"D Adder Mobile	80	\$1,030
	V21-3024-MOB	30"H X 37"W X 24"D Initial Mobile	102	\$1,293
	V21-3024A-MOB	30"H X 36"W X 20"D Adder Mobile	88	\$1,081

42" High	Model Number	Description	Wgt.	Price
	V21-4220	42"H X 37"W X 20"D Initial	100	\$1,335
	V21-4220A	42"H X 36"W X 20"D Adder	84	\$1,085
	V21-4224	42"H X 37"W X 24"D Initial	115	\$1,420
	V21-4224A	42"H X 36"W X 24"D Adder	96	\$1,163

42" High double sided shelving has a wood top and four adjustable shelves. Includes 1/4" matching wood back.


42" High Mobile Units	Model Number	Description	Wgt.	Price
	V21-4220-MOB	42"H X 37"W X 20"D Initial Mobile	112	\$1,535
	V21-4220A-MOB	42"H X 36"W X 20"D Adder Mobile	96	\$1,262
	V21-4224-MOB	42"H X 37"W X 24"D Initial Mobile	127	\$1,620
	V21-4224A-MOB	42"H X 36"W X 24"D Adder Mobile	108	\$1,340

48" High	Model Number	Description	Wgt.	Price
	V21-4820	48"H X 37"W X 20"D Initial	105	\$1,404
	V21-4820A	48"H X 36"W X 20"D Adder	86	\$1,140
	V21-4824	48"H X 37"W X 24"D Initial	121	\$1,493
	V21-4824A	48"H X 36"W X 24"D Adder	99	\$1,223

48" High double sided shelving has a wood top and four adjustable shelves. Includes 1/4" matching wood back.

48" High Mobile Units	Model Number	Description	Wgt.	Price
	V21-4820-MOB	48"H X 37"W X 20"D Initial Mobile	117	\$1,612
	V21-4820A-MOB	48"H X 36"W X 20"D Adder Mobile	98	\$1,317
	V21-4824-MOB	48"H X 37"W X 24"D Initial Mobile	133	\$1,702
	V21-4824A-MOB	48"H X 36"W X 24"D Adder Mobile	111	\$1,400

* Steel shelves may be specified for most wood bookcases .
Replace "V" in the model with "SB" (i.e. SB21-4220).



60" High	Model Number	Description	Wgt.	Price
	V21-6020	60"H X 37"W X 20"D Initial	125	\$1,824
	V21-6020A	60"H X 36"W X 20"D Adder	102	\$1,511
	V21-6024	60"H X 37"W X 24"D Initial	144	\$1,957
	V21-6024A	60"H X 36"W X 24"D Adder	117	\$1,626

60" High double sided shelving has a wood top and six adjustable shelves. Includes 1/4" matching wood back.

72" High	Model Number	Description	Wgt.	Price
	V21-7220	72"H X 37"W X 20"D Initial	151	\$2,174
	V21-7220A	72"H X 36"W X 20"D Adder	119	\$1,717
	V21-7224	72"H X 37"W X 24"D Initial	176	\$2,323
	V21-7224A	72"H X 36"W X 24"D Adder	138	\$1,852

72" High double sided shelving has a wood top and eight adjustable shelves. Includes 1/4" matching wood back.

84" High	Model Number	Description	Wgt.	Price
	V21-8420	84"H X 37"W X 20"D Initial	167	\$2,345
	V21-8420A	84"H X 36"W X 20"D Adder	135	\$1,889
	V21-8424	84"H X 37"W X 24"D Initial	194	\$2,507
	V21-8424A	84"H X 36"W X 24"D Adder	156	\$2,037

84" High double sided shelving has an inverted wood cornice top and ten adjustable shelves. Includes 1/4" matching wood back.

90" High	Model Number	Description	Wgt.	Price
	V21-9024	90"H X 37"W X 24"D Initial	212	\$2,676
	V21-9024A	90"H X 36"W X 24"D Adder	172	\$2,184

90" High double sided shelving has an inverted wood cornice top and twelve adjustable shelves. Includes 1/4" matching wood back.

* Steel shelves may be specified for most wood bookcases .
Replace "V" in the model with "SB" (i.e. SB21-4220).

Bookmark Picture Book Bookcases



Single Faced Picture Book Units

42" High	Model Number	Description	Wgt.	Price
	V21-4212P	42"H X 37"W X 12"D Initial	72	\$972
	V21-4212PA	42"H X 36"W X 12"D Adder	63	\$827

42" High single sided shelving has a wood top, one adjustable picture book shelf and one base picture book shelf. Includes 1/4" matching wood back.

48" High	Model Number	Description	Wgt.	Price
	V21-4812P	48"H X 37"W X 12"D Initial	75	\$1,016
	V21-4812PA	48"H X 36"W X 12"D Adder	64	\$864

48" High single sided shelving has a wood top, one adjustable picture book shelf and one base picture book shelf. Includes 1/4" matching wood back.

60" High	Model Number	Description	Wgt.	Price
	V21-6012P	60"H X 37"W X 12"D Initial	94	\$1,354
	V21-6012PA	60"H X 36"W X 12"D Adder	80	\$1,165

60" High single sided shelving has a wood top, two adjustable picture book shelves and one base picture book shelf. Includes 1/4" matching wood back.

Double Faced Picture Book Units

42" High	Model Number	Description	Wgt.	Price
	V21-4224P	42"H X 37"W X 24"D Initial	134	\$1,680
	V21-4224PA	42"H X 36"W X 24"D Adder	115	\$1,422

42" High double sided shelving has a wood top, two adjustable picture book shelf and one base picture book shelf per side. Includes 1/4" matching wood back.

42" High Mobile Unit	Model Number	Description	Wgt.	Price
	V21-4224P-MOB	42"H X 37"W X 24"D Initial Mobile	146	\$1,960
	V21-4224PA-MOB	42"H X 36"W X 24"D Adder Mobile	127	\$1,599

48" High	Model Number	Description	Wgt.	Price
	V21-4824P	48"H X 37"W X 24"D Initial	140	\$1,750
	V21-4824PA	48"H X 36"W X 24"D Adder	118	\$1,483

48" High double sided shelving has a wood top, two adjustable picture book shelf and one base picture book shelf. Includes 1/4" matching wood back.

48" High Mobile Unit	Model Number	Description	Wgt.	Price
	V21-4824P-MOB	48"H X 37"W X 24"D Initial Mobile	152	\$1,961
	V21-4824PA-MOB	48"H X 36"W X 24"D Adder Mobile	130	\$1,660

60" High	Model Number	Description	Wgt.	Price
	V21-6024P	60"H X 37"W X 24"D Initial	174	\$2,346
	V21-6024PA	60"H X 36"W X 24"D Adder	147	\$2,014

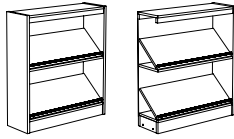
60" High double sided shelving has a wood top, four adjustable picture book shelves and one base picture book shelf. Includes 1/4" matching wood back.

* Steel shelves may be specified for most wood bookcases .
Replace "V" in the model with "SB" (i.e. SB21-4220).



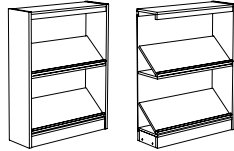
Single Faced Magazine Display Units

42" High	Model Number	Description	Wgt.	Price
	V21-4212MS	42"H X 37"W X 12"D Initial	77	\$1,043
	V21-4212MSA	42"H X 36"W X 12"D Adder	68	\$898



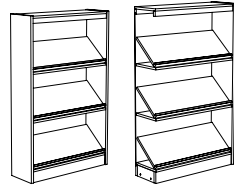
42" High single sided shelving has a wood top, one adjustable flat shelf and two adjustable pivoting magazine display shelves. Includes 1/4" matching wood back.

48" High	Model Number	Description	Wgt.	Price
	V21-4812MS	48"H X 37"W X 12"D Initial	80	\$1,085
	V21-4812MSA	48"H X 36"W X 12"D Adder	70	\$932



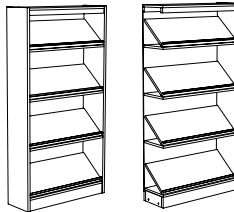
48" High single sided shelving has a wood top, one adjustable flat shelf and two adjustable pivoting magazine display shelves. Includes 1/4" matching wood back.

60" High	Model Number	Description	Wgt.	Price
	V21-6012MS	60"H X 37"W X 12"D Initial	96	\$1,459
	V21-6012MSA	60"H X 36"W X 12"D Adder	82	\$1,269



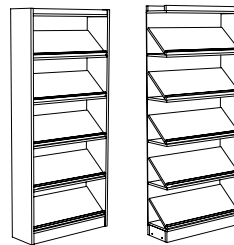
60" High single sided shelving has a wood top, two adjustable flat shelves and three adjustable pivoting magazine display shelves. Includes 1/4" matching wood back.

72" High	Model Number	Description	Wgt.	Price
	V21-7212MS	72"H X 37"W X 12"D Initial	117	\$1,678
	V21-7212MSA	72"H X 36"W X 12"D Adder	103	\$1,488



72" High single sided shelving has an inverted wood cornice top and 3 adjustable flat shelves 4 adjustable pivoting magazine display shelves.

84" High	Model Number	Description	Wgt.	Price
	V21-8412MS	84"H X 37"W X 12"D Initial	123	\$1,830
	V21-8412MSA	84"H X 36"W X 12"D Adder	104	\$1,573



84" High single sided shelving has an inverted wood cornice top and 4 adjustable flat shelves 5 adjustable pivoting magazine display shelves.

* Steel shelves may be specified for most wood bookcases .
Replace "V" in the model with "SB" (i.e. SB21-4220).



Double Faced Magazine Display Units

42" High	Model Number	Description	Wgt.	Price
	V21-4224MS	42"H X 37"W X 24"D Initial	131	\$1,818
	V21-4224MSA	42"H X 36"W X 24"D Adder	112	\$1,561

42" High double sided shelving has a wood top two adjustable flat shelves and four adjustable pivoting magazine display shelves. Includes 1/4" matching wood back.

42" High Mobile Unit	Model Number	Description	Wgt.	Price
	V21-4224MS-MOB	42"H X 37"W X 24"D Mobile	143	\$2,019

48" High	Model Number	Description	Wgt.	Price
	V21-4824MS	48"H X 37"W X 24"D Initial	137	\$1,889
	V21-4824MSA	48"H X 36"W X 24"D Adder	115	\$1,620

48" High double sided shelving has a wood top two adjustable flat shelves and four adjustable pivoting magazine display shelves. Includes 1/4" matching wood back.

48" High Mobile Unit	Model Number	Description	Wgt.	Price
	V21-4824MS-MOB	48"H X 37"W X 24"D Mobile	149	\$2,099

60" High	Model Number	Description	Wgt.	Price
	V21-6024MS	60"H X 37"W X 24"D Initial	177	\$2,554
	V21-6024MSA	60"H X 36"W X 24"D Adder	150	\$2,223

60" High double sided shelving has a wood top, four adjustable flat shelves and six adjustable pivoting magazine display shelves. Includes 1/4" matching wood back.


72" High	Model Number	Description	Wgt.	Price
	V21-7224MS	72"H X 37"W X 24"D Initial	221	\$2,993
	V21-7224MSA	72"H X 36"W X 24"D Adder	189	\$2,661

72" High double sided shelving has inverted wood cornice top, six adjustable flat shelves and eight adjustable pivoting magazine display shelves. Includes 1/4" matching wood back.

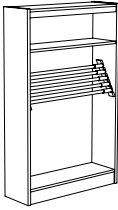
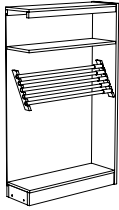
84" High	Model Number	Description	Wgt.	Price
	V21-8424MS	84"H X 37"W X 24"D Initial	229	\$3,301
	V21-8424MSA	84"H X 36"W X 24"D Adder	191	\$2,831

84" High double sided shelving has an inverted wood cornice top, eight adjustable flat shelves and ten adjustable pivoting magazine display shelves. Includes 1/4" matching wood back.

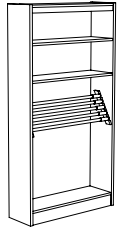
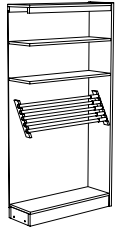
* Steel shelves may be specified for most wood bookcases .
 Replace "V" in the model with "SB" (i.e. SB21-4220).



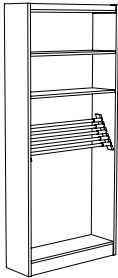
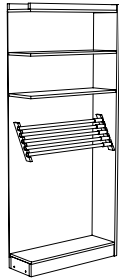
Single Faced Newspaper Display Units

60" High	Model Number	Description	Wgt.	Price
	V21-6012NS	60"H X 37"W X 12"D Initial	75	\$1,106
	V21-6012NSA	60"H X 36"W X 12"D Adder	61	\$919

60" High single sided shelving has a wood top, newspaper storage rack with five sticks and one adjustable shelf. Includes 1/4" matching wood back.

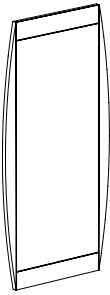
72" High	Model Number	Description	Wgt.	Price
	V21-7212NS	72"H X 37"W X 12"D Initial	81	\$1,180
	V21-7212NSA	72"H X 36"W X 12"D Adder	67	\$956

72" High single sided shelving has an inverted cornice wood top, newspaper storage rack with five sticks and two adjustable shelves. Includes 1/4" matching wood back.

84" High	Model Number	Description	Wgt.	Price
	V21-8412NS	84"H X 37"W X 12"D Initial	98	\$1,368
	V21-8412NSA	84"H X 36"W X 12"D Adder	79	\$1,110

84" High single sided shelving has an inverted cornice wood top, newspaper storage rack with five sticks and two adjustable shelves. Includes 1/4" matching wood back.

* Steel shelves may be specified for most wood bookcases .
Replace "V" in the model with "SB" (i.e. SB21-4220).



Single Faced Standard Units

30" High	Model Number	Description	Wgt.	Price
	V22-3008	30"H X 37"W X 8"D Initial	40	\$704
	V21-3008A	30"H X 36"W X 8"D Adder	33	\$452
	V22-3010	30"H X 37"W X 10"D Initial	45	\$821
	V21-3010A	30"H X 36"W X 10"D Adder	37	\$517
	V22-3012	30"H X 37"W X 12"D Initial	51	\$854
	V21-3012A	30"H X 36"W X 12"D Adder	42	\$543

30" High single sided shelving has a select wood top and one adjustable shelf. Includes 1/4" matching wood back.

42" High	Model Number	Description	Wgt.	Price
	V22-4208	42"H X 37"W X 8"D Initial	49	\$901
	V21-4208A	42"H X 36"W X 8"D Adder	41	\$579
	V22-4210	42"H X 37"W X 10"D Initial	57	\$1,051
	V21-4210A	42"H X 36"W X 10"D Adder	47	\$660
	V22-4212	42"H X 37"W X 12"D Initial	64	\$1,108
	V21-4212A	42"H X 36"W X 12"D Adder	53	\$695
	V22-4216-SF	42"H X 37"W X 16"D Initial	79	\$1,164
	V21-4216A-SF	42"H X 36"W X 16"D Adder	64	\$732

42" High single sided shelving has a wood top and two adjustable shelves. Includes 1/4" matching wood back.

48" High	Model Number	Description	Wgt.	Price
	V22-4808	48"H X 37"W X 8"D Initial	52	\$945
	V21-4808A	48"H X 36"W X 8"D Adder	43	\$607
	V22-4810	48"H X 37"W X 10"D Initial	61	\$1,106
	V21-4810A	48"H X 36"W X 10"D Adder	49	\$693
	V22-4812	48"H X 37"W X 12"D Initial	68	\$1,164
	V21-4812A	48"H X 36"W X 12"D Adder	56	\$732
	V22-4816-SF	48"H X 37"W X 16"D Initial	84	\$1,223
	V21-4816A-SF	48"H X 36"W X 16"D Adder	67	\$769

48" High single sided shelving has a wood top and two adjustable shelves. Includes 1/4" matching wood back.

60" High	Model Number	Description	Wgt.	Price
	V22-6008	60"H X 37"W X 8"D Initial	61	\$1,233
	V21-6008A	60"H X 36"W X 8"D Adder	50	\$792
	V22-6010	60"H X 37"W X 10"D Initial	71	\$1,428
	V21-6010A	60"H X 36"W X 10"D Adder	58	\$908
	V22-6012	60"H X 37"W X 12"D Initial	81	\$1,522
	V21-6012A	60"H X 36"W X 12"D Adder	65	\$970
	V22-6016-SF	60"H X 37"W X 16"D Initial	100	\$1,616
	V21-6016A-SF	60"H X 36"W X 16"D Adder	80	\$1,032

60" High single sided shelving has a wood top and three adjustable shelves. Includes 1/4" matching wood back.

72" High	Model Number	Description	Wgt.	Price
	V22-7208	72"H X 37"W X 8"D Initial	74	\$1,550
	V21-7208A	72"H X 36"W X 8"D Adder	59	\$923
	V22-7210	72"H X 37"W X 10"D Initial	86	\$1,680
	V21-7210A	72"H X 36"W X 10"D Adder	68	\$1,015
	V22-7212	72"H X 37"W X 12"D Initial	99	\$1,788
	V21-7212A	72"H X 36"W X 12"D Adder	78	\$1,082
	V22-7216-SF	72"H X 37"W X 16"D Initial	123	\$1,893
	V21-7216A-SF	72"H X 36"W X 16"D Adder	95	\$1,148

72" High single sided shelving has a wood top and four adjustable shelves. Includes 1/4" matching wood back.

* Steel shelves may be specified for most wood bookcases .
Replace "V" in the model with "SB" (i.e. SB21-4220).



84" High	Model Number	Description	Wgt.	Price
	V22-8408	84"H X 37"W X 8"D Initial	81	\$1,628
	V21-8408A	84"H X 36"W X 8"D Adder	66	\$1,002
	V22-8410	84"H X 37"W X 10"D Initial	94	\$1,767
	V21-8410A	84"H X 36"W X 10"D Adder	76	\$1,101
	V22-8412	84"H X 37"W X 12"D Initial	108	\$1,881
	V21-8412A	84"H X 36"W X 12"D Adder	87	\$1,175
	V22-8416-SF	84"H X 37"W X 16"D Initial	135	\$1,994
	V21-8416A-SF	84"H X 36"W X 16"D Adder	107	\$1,250

84" High single sided shelving has an inverted wood cornice top and ten adjustable shelves. Includes 1/4" matching wood back.

90" High	Model Number	Description	Wgt.	Price
	V22-9012	90"H X 37"W X 12"D Initial	117	\$1,933
	V21-9012A	90"H X 36"W X 12"D Adder	95	\$1,277

90" High single sided shelving has an inverted wood cornice top and twelve adjustable shelves. Includes 1/4" matching wood back.

Double Faced Standard Units

30" High	Model Number	Description	Wgt.	Price
	V22-3020	30"H X 37"W X 20"D Initial	81	\$1,298
	V21-3020A	30"H X 36"W X 20"D Adder	68	\$853
	V22-3024	30"H X 37"W X 24"D Initial	92	\$1,381
	V21-3024A	30"H X 36"W X 24"D Adder	76	\$904

30" High double sided shelving has a wood top and two adjustable shelf. Includes 1/4" matching wood back.

30" High Mobile Units	Model Number	Description	Wgt.	Price
	V22-3020-MOB	30"H X 37"W X 20"D Mobile	93	\$1,549
	V22-3024-MOB	30"H X 37"W X 24"D Mobile	104	\$1,551

42" High	Model Number	Description	Wgt.	Price
	V22-4220	42"H X 37"W X 20"D Initial	102	\$1,684
	V21-4220A	42"H X 36"W X 20"D Adder	84	\$1,085
	V22-4224	42"H X 37"W X 24"D Initial	117	\$1,791
	V21-4224A	42"H X 36"W X 24"D Adder	96	\$1,163

42" High double sided shelving has a wood top and four adjustable shelves. Includes 1/4" matching wood back.

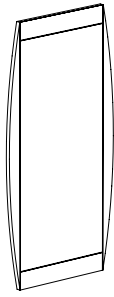
42" High Mobile Units	Model Number	Description	Wgt.	Price
	V22-4220-MOB	42"H X 37"W X 20"D Mobile	114	\$1,932
	V22-4224-MOB	42"H X 37"W X 24"D Mobile	129	\$1,947

48" High	Model Number	Description	Wgt.	Price
	V22-4820	48"H X 37"W X 20"D Initial	107	\$1,768
	V21-4820A	48"H X 36"W X 20"D Adder	86	\$1,140
	V22-4824	48"H X 37"W X 24"D Initial	121	\$1,881
	V21-4824A	48"H X 36"W X 24"D Adder	99	\$1,223

48" High double sided shelving has a wood top and four adjustable shelves. Includes 1/4" matching wood back.

48" High Mobile Units	Model Number	Description	Wgt.	Price
	V22-4820-MOB	48"H X 37"W X 20"D Mobile	119	\$2,031
	V22-4824-MOB	48"H X 37"W X 24"D Mobile	133	\$2,043

* Steel shelves may be specified for most wood bookcases .
Replace "V" in the model with "SB" (i.e. SB21-4220).



60" High	Model Number	Description	Wgt.	Price
	V22-6020	60"H X 37"W X 20"D Initial	129	\$2,299
	V21-6020A	60"H X 36"W X 20"D Adder	102	\$1,511
	V22-6024	60"H X 37"W X 24"D Initial	146	\$2,467
	V21-6024A	60"H X 36"W X 24"D Adder	117	\$1,626

60" High double sided shelving has a wood top and six adjustable shelves. Includes 1/4" matching wood back.

72" High	Model Number	Description	Wgt.	Price
	V22-7220	72"H X 37"W X 20"D Initial	154	\$2,784
	V21-7220A	72"H X 36"W X 20"D Adder	119	\$1,717
	V22-7224	72"H X 37"W X 24"D Initial	179	\$2,976
	V21-7224A	72"H X 36"W X 24"D Adder	138	\$1,852

72" High double sided shelving has a wood top and eight adjustable shelves. Includes 1/4" matching wood back.

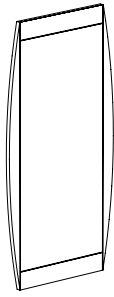
84" High	Model Number	Description	Wgt.	Price
	V22-8420	84"H X 37"W X 20"D Initial	170	\$2,955
	V21-8420A	84"H X 36"W X 20"D Adder	135	\$1,889
	V22-8424	84"H X 37"W X 24"D Initial	197	\$3,160
	V21-8424A	84"H X 36"W X 24"D Adder	156	\$2,037

84" High double sided shelving has an inverted wood cornice top and ten adjustable shelves. Includes 1/4" matching wood back.

90" High	Model Number	Description	Wgt.	Price
	V22-9024	90"H X 37"W X 24"D Initial	216	\$3,373
	V21-9024A	90"H X 36"W X 24"D Adder	172	\$2,184

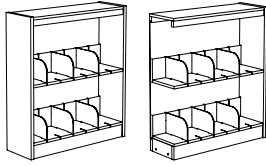
90" High double sided shelving has an inverted wood cornice top and twelve adjustable shelves. Includes 1/4" matching wood back.

* Steel shelves may be specified for most wood bookcases .
Replace "V" in the model with "SB" (i.e. SB21-4220).



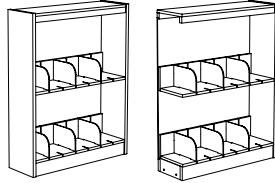
Single Faced Picture Book Units

42" High	Model Number	Description	Wgt.	Price
	V22-4212P	42"H X 37"W X 12"D Picture Book Initial	74	\$1,327
	V21-4212PA	42"H X 36"W X 12"D Picture Book Adder	63	\$827



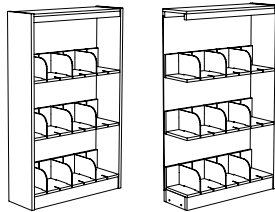
42" High single sided shelving has a wood top, one adjustable picture book shelf and one base picture book shelf. Includes 1/4" matching wood back.

48" High	Model Number	Description	Wgt.	Price
	V22-4812P	48"H X 37"W X 12"D Picture Book Initial	77	\$1,384
	V21-4812PA	48"H X 36"W X 12"D Picture Book Adder	64	\$864



48" High single sided shelving has a wood top, one adjustable picture book shelf and one base picture book shelf. Includes 1/4" matching wood back.

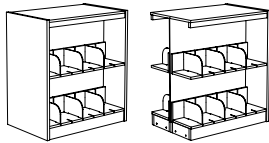
60" High	Model Number	Description	Wgt.	Price
	V22-6012P	60"H X 37"W X 12"D Picture Book Initial	96	\$1,808
	V21-6012PA	60"H X 36"W X 12"D Picture Book Adder	80	\$1,165



60" High single sided shelving has a wood top, two adjustable picture book shelves and one base picture book shelf. Includes 1/4" matching wood back.

Double Faced Picture Book Units

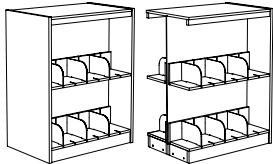
42" High	Model Number	Description	Wgt.	Price
	V22-4224P	42"H X 37"W X 24"D Picture Book Initial	136	\$2,145
	V21-4224PA	42"H X 36"W X 24"D Picture Book Adder	115	\$1,422



42" High double sided shelving has a wood top, two adjustable picture book shelf and one base picture book shelf per side. Includes 1/4" matching wood back.

42" High Mobile Unit	Model Number	Description	Wgt.	Price
	V22-4224P-MOB	42"H X 37"W X 24"D Picture Book Mobile	148	\$2,397

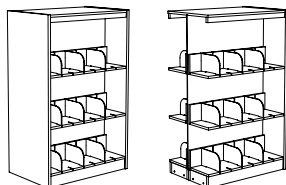
48" High	Model Number	Description	Wgt.	Price
	V22-4824P	48"H X 37"W X 24"D Picture Book Initial	142	\$2,235
	V21-4824PA	48"H X 36"W X 24"D Picture Book Adder	118	\$1,483



48" High double sided shelving has a wood top, two adjustable picture book shelf and one base picture book shelf. Includes 1/4" matching wood back.

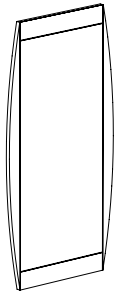
48" High Mobile Unit	Model Number	Description	Wgt.	Price
	V22-4824P-MOB	48"H X 37"W X 24"D Picture Book Mobile	154	\$2,500

60" High	Model Number	Description	Wgt.	Price
	V22-6024P	60"H X 37"W X 24"D Picture Book Initial	176	\$2,959
	V21-6024PA	60"H X 36"W X 24"D Picture Book Adder	147	\$2,014

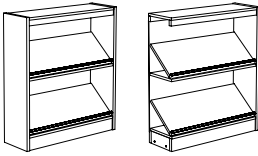


60" High double sided shelving has a wood top, four adjustable picture book shelves and one base picture book shelf. Includes 1/4" matching wood back.

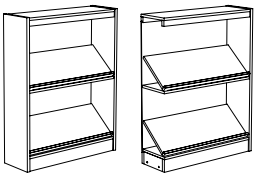
* Steel shelves may be specified for most wood bookcases .
Replace "V" in the model with "SB" (i.e. SB21-4220).



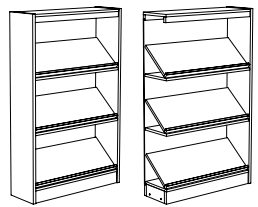
Single Faced Magazine Display Units

42" High	Model Number	Description	Wgt.	Price
	V22-4212MS	42"H X 37"W X 12"D Initial	79	\$1,397
	V21-4212MSA	42"H X 36"W X 12"D Adder	68	\$898

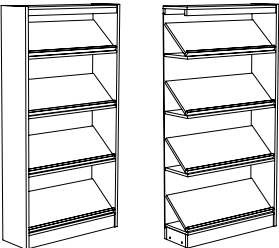
42" High single sided shelving has a wood top, one adjustable flat shelf and two adjustable pivoting magazine display shelves. Includes 1/4" matching wood back.

48" High	Model Number	Description	Wgt.	Price
	V22-4812MS	48"H X 37"W X 12"D Initial	82	\$1,455
	V21-4812MSA	48"H X 36"W X 12"D Adder	70	\$932

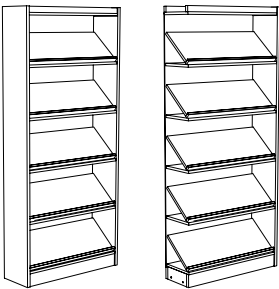
48" High single sided shelving has a wood top, one adjustable flat shelf and two adjustable pivoting magazine display shelves. Includes 1/4" matching wood back.

60" High	Model Number	Description	Wgt.	Price
	V22-6012MS	60"H X 37"W X 12"D Initial	99	\$1,918
	V21-6012MSA	60"H X 36"W X 12"D Adder	82	\$1,269

60" High single sided shelving has a wood top, two adjustable flat shelves and three adjustable pivoting magazine display shelves. Includes 1/4" matching wood back.

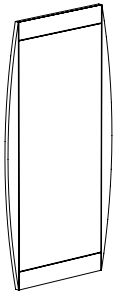
72" High	Model Number	Description	Wgt.	Price
	V22-7212MS	72"H X 37"W X 12"D Initial	119	\$2,137
	V21-7212MSA	72"H X 36"W X 12"D Adder	103	\$1,488

72" High single sided shelving has an inverted wood cornice top and 3 adjustable flat shelves 4 adjustable pivoting magazine display shelves.

84" High	Model Number	Description	Wgt.	Price
	V22-8412MS	84"H X 37"W X 12"D Initial	126	\$2,382
	V21-8412MSA	84"H X 36"W X 12"D Adder	104	\$1,573

84" High single sided shelving has an inverted wood cornice top and 4 adjustable flat shelves 5 adjustable pivoting magazine display shelves.

* Steel shelves may be specified for most wood bookcases .
Replace "V" in the model with "SB" (i.e. SB21-4220).



Double Faced Magazine Display Units

42" High	Model Number	Description	Wgt.	Price
	V22-4224MS	42"H X 37"W X 24"D Initial	134	\$2,291
	V21-4224MSA	42"H X 36"W X 24"D Adder	112	\$1,561

42" High double sided shelving has a wood top two adjustable flat shelves and four adjustable pivoting magazine display shelves. Includes 1/4" matching wood back.

42" High Mobile Unit	Model Number	Description	Wgt.	Price
	V22-4224MS-MOB	42"H X 37"W X 24"D Mobile	147	\$2,500

48" High	Model Number	Description	Wgt.	Price
	V22-4824MS	48"H X 37"W X 24"D Initial	140	\$2,380
	V21-4824MSA	48"H X 36"W X 24"D Adder	115	\$1,620

48" High double sided shelving has a wood top two adjustable flat shelves and four adjustable pivoting magazine display shelves. Includes 1/4" matching wood back.

48" High Mobile Unit	Model Number	Description	Wgt.	Price
	V22-4824MS-MOB	48"H X 37"W X 24"D Mobile	153	\$2,599

60" High	Model Number	Description	Wgt.	Price
	V22-6024MS	60"H X 37"W X 24"D Initial	181	\$3,175
	V21-6024MSA	60"H X 36"W X 24"D Adder	150	\$2,223

60" High double sided shelving has a wood top, four adjustable flat shelves and six adjustable pivoting magazine display shelves. Includes 1/4" matching wood back.

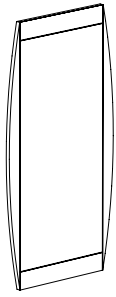
72" High	Model Number	Description	Wgt.	Price
	V22-7224MS	72"H X 37"W X 24"D Initial	225	\$3,615
	V21-7224MSA	72"H X 36"W X 24"D Adder	189	\$2,661

72" High double sided shelving has inverted wood cornice top, six adjustable flat shelves and eight adjustable pivoting magazine display shelves. Includes 1/4" matching wood back.

84" High	Model Number	Description	Wgt.	Price
	V22-8424MS	84"H X 37"W X 24"D Initial	233	\$4,076
	V21-8424MSA	84"H X 36"W X 24"D Adder	191	\$2,831

84" High double sided shelving has an inverted wood cornice top, eight adjustable flat shelves and ten adjustable pivoting magazine display shelves. Includes 1/4" matching wood back.

* Steel shelves may be specified for most wood bookcases .
Replace "V" in the model with "SB" (i.e. SB21-4220).



Single Faced Newspaper Display Units

60" High	Model Number	Description	Wgt.	Price
	V22-6012NS	60"H X 37"W X 12"D Initial	77	\$1,515
	V21-6012NSA	60"H X 36"W X 12"D Adder	61	\$919

60" High single sided shelving has a wood top, newspaper storage rack with five sticks and one adjustable shelf. Includes 1/4" matching wood back.

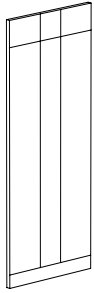
72" High	Model Number	Description	Wgt.	Price
	V22-7212NS	72"H X 37"W X 12"D Initial	83	\$1,591
	V21-7212NSA	72"H X 36"W X 12"D Adder	67	\$956

72" High single sided shelving has an inverted cornice wood top, newspaper storage rack with five sticks and two adjustable shelves. Includes 1/4" matching wood back.

84" High	Model Number	Description	Wgt.	Price
	V22-8412NS	84"H X 37"W X 12"D Initial	102	\$1,874
	V21-8412NSA	84"H X 36"W X 12"D Adder	79	\$1,110

84" High single sided shelving has an inverted cornice wood top, newspaper storage rack with five sticks and two adjustable shelves. Includes 1/4" matching wood back.

* Steel shelves may be specified for most wood bookcases .
Replace "V" in the model with "SB" (i.e. SB21-4220).



Single Faced Standard Units

30" High	Model Number	Description	Wgt.	Price
	V23-3008	30"H X 37"W X 8"D Initial	38	\$648
	V21-3008A	30"H X 36"W X 8"D Adder	33	\$452
	V23-3010	30"H X 37"W X 10"D Initial	43	\$736
	V21-3010A	30"H X 36"W X 10"D Adder	37	\$517
	V23-3012	30"H X 37"W X 12"D Initial	49	\$763
	V21-3012A	30"H X 36"W X 12"D Adder	42	\$543

30" High single sided shelving has a select wood top and one adjustable shelf. Includes 1/4" matching wood back.

42" High	Model Number	Description	Wgt.	Price
	V23-4208	42"H X 37"W X 8"D Initial	47	\$812
	V21-4208A	42"H X 36"W X 8"D Adder	41	\$579
	V23-4210	42"H X 37"W X 10"D Initial	55	\$927
	V21-4210A	42"H X 36"W X 10"D Adder	47	\$660
	V23-4212	42"H X 37"W X 12"D Initial	62	\$970
	V21-4212A	42"H X 36"W X 12"D Adder	53	\$695
	V23-4216-SF	42"H X 37"W X 16"D Initial	77	\$1,013
	V21-4216A-SF	42"H X 36"W X 16"D Adder	64	\$732

42" High single sided shelving has a wood top and two adjustable shelves. Includes 1/4" matching wood back.

48" High	Model Number	Description	Wgt.	Price
	V23-4808	48"H X 37"W X 8"D Initial	50	\$853
	V21-4808A	48"H X 36"W X 8"D Adder	43	\$607
	V23-4810	48"H X 37"W X 10"D Initial	59	\$973
	V21-4810A	48"H X 36"W X 10"D Adder	49	\$693
	V23-4812	48"H X 37"W X 12"D Initial	66	\$1,019
	V21-4812A	48"H X 36"W X 12"D Adder	56	\$732
	V23-4816-SF	48"H X 37"W X 16"D Initial	82	\$1,063
	V21-4816A-SF	48"H X 36"W X 16"D Adder	67	\$769

48" High single sided shelving has a wood top and two adjustable shelves. Includes 1/4" matching wood back.

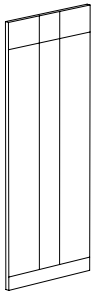
60" High	Model Number	Description	Wgt.	Price
	V23-6008	60"H X 37"W X 8"D Initial	59	\$1,077
	V21-6008A	60"H X 36"W X 8"D Adder	50	\$792
	V23-6010	60"H X 37"W X 10"D Initial	69	\$1,227
	V21-6010A	60"H X 36"W X 10"D Adder	58	\$908
	V23-6012	60"H X 37"W X 12"D Initial	79	\$1,298
	V21-6012A	60"H X 36"W X 12"D Adder	65	\$970
	V23-6016-SF	60"H X 37"W X 16"D Initial	98	\$1,368
	V21-6016A-SF	60"H X 36"W X 16"D Adder	80	\$1,032

60" High single sided shelving has a wood top and three adjustable shelves. Includes 1/4" matching wood back.

72" High	Model Number	Description	Wgt.	Price
	V23-7208	72"H X 37"W X 8"D Initial	72	\$1,304
	V21-7208A	72"H X 36"W X 8"D Adder	59	\$923
	V23-7210	72"H X 37"W X 10"D Initial	84	\$1,403
	V21-7210A	72"H X 36"W X 10"D Adder	68	\$1,015
	V23-7212	72"H X 37"W X 12"D Initial	98	\$1,483
	V23-7212A	72"H X 37"W X 12"D Adder	78	\$1,051
	V23-7216-SF	72"H X 37"W X 16"D Initial	121	\$1,561
	V21-7216A-SF	72"H X 36"W X 16"D Adder	95	\$1,148

72" High single sided shelving has a wood top and four adjustable shelves. Includes 1/4" matching wood back.

* Steel shelves may be specified for most wood bookcases .
Replace "V" in the model with "SB" (i.e. SB21-4220).



Single Faced Standard Units Continued

84" High	Model Number	Description	Wgt.	Price
	V23-8408	84"H X 37"W X 8"D Initial	79	\$1,383
	V21-8408A	84"H X 36"W X 8"D Adder	66	\$1,002
	V23-8410	84"H X 37"W X 10"D Initial	92	\$1,488
	V21-8410A	84"H X 36"W X 10"D Adder	76	\$1,101
	V23-8412	84"H X 37"W X 12"D Initial	106	\$1,575
	V21-8412A	84"H X 36"W X 12"D Adder	87	\$1,175
	V23-8416-SF	84"H X 37"W X 16"D Initial	133	\$1,663
	V21-8416A-SF	84"H X 36"W X 16"D Adder	107	\$1,213

84" High single sided shelving has an inverted wood cornice top and five adjustable shelves. Includes 1/4" matching wood back.

90" High	Model Number	Description	Wgt.	Price
	V23-9012	90"H X 37"W X 12"D Initial	115	\$1,696
	V21-9012A	90"H X 36"W X 12"D Adder	95	\$1,277

90" High single sided shelving has an inverted wood cornice top and six adjustable shelves. Includes 1/4" matching wood back.

Double Faced Standard Units

30" High	Model Number	Description	Wgt.	Price
	V23-3020	30"H X 37"W X 20"D Initial	79	\$1,193
	V21-3020A	30"H X 36"W X 20"D Adder	68	\$853
	V23-3024	30"H X 37"W X 24"D Initial	90	\$1,255
	V21-3024A	30"H X 36"W X 24"D Adder	76	\$878

30" High double sided shelving has a wood top and two adjustable shelf. Includes 1/4" matching wood back.

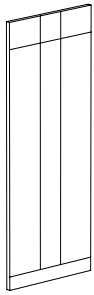
30" High Mobile Units	Model Number	Description	Wgt.	Price
	V23-3020-MOB	30"H X 37"W X 20"D Mobile	91	\$1,552
	V23-3024-MOB	30"H X 37"W X 24"D Mobile	102	\$1,616

42" High	Model Number	Description	Wgt.	Price
	V23-4220	42"H X 37"W X 20"D Initial	100	\$1,512
	V21-4220A	42"H X 36"W X 20"D Adder	84	\$1,085
	V23-4224	42"H X 37"W X 24"D Initial	115	\$1,600
	V21-4224A	42"H X 36"W X 24"D Adder	96	\$1,163

42" High double sided shelving has a wood top and four adjustable shelves. Includes 1/4" matching wood back.

42" High Mobile Units	Model Number	Description	Wgt.	Price
	V23-4220-MOB	42"H X 37"W X 20"D Mobile	112	\$1,891
	V23-4224-MOB	42"H X 37"W X 24"D Mobile	127	\$1,977

* Steel shelves may be specified for most wood bookcases .
Replace "V" in the model with "SB" (i.e. SB21-4220).



Double Faced Standard Units Continued

48" High	Model Number	Description	Wgt.	Price
	V23-4820	48"H X 37"W X 20"D Initial	105	\$1,589
	V21-4820A	48"H X 36"W X 20"D Adder	86	\$1,140
	V23-4824	48"H X 37"W X 24"D Initial	121	\$1,679
	V21-4824A	48"H X 36"W X 24"D Adder	99	\$1,223

48" High double sided shelving has a wood top and four adjustable shelves. Includes 1/4" matching wood back.

48" High Mobile Units	Model Number	Description	Wgt.	Price
	V23-4820-MOB	48"H X 37"W X 20"D Mobile	117	\$1,986
	V23-4824-MOB	48"H X 37"W X 24"D Mobile	133	\$2,076

60" High	Model Number	Description	Wgt.	Price
	V23-6020	60"H X 37"W X 20"D Initial	125	\$2,020
	V21-6020A	60"H X 36"W X 20"D Adder	102	\$1,511
	V23-6024	60"H X 37"W X 24"D Initial	144	\$2,154
	V21-6024A	60"H X 36"W X 24"D Adder	117	\$1,626

60" High double sided shelving has a wood top and six adjustable shelves. Includes 1/4" matching wood back.

72" High	Model Number	Description	Wgt.	Price
	V23-7220	72"H X 37"W X 20"D Initial	151	\$2,376
	V21-7220A	72"H X 36"W X 20"D Adder	119	\$1,717
	V23-7224	72"H X 37"W X 24"D Initial	176	\$2,528
	V21-7224A	72"H X 36"W X 24"D Adder	138	\$1,852

72" High double sided shelving has a wood top and eight adjustable shelves. Includes 1/4" matching wood back.

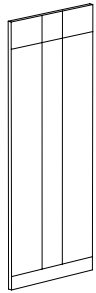
84" High	Model Number	Description	Wgt.	Price
	V23-8420	84"H X 37"W X 20"D Initial	167	\$2,549
	V21-8420A	84"H X 36"W X 20"D Adder	135	\$1,889
	V23-8424	84"H X 37"W X 24"D Initial	194	\$2,712
	V21-8424A	84"H X 36"W X 24"D Adder	156	\$2,037

84" High double sided shelving has an inverted wood cornice top and ten adjustable shelves. Includes 1/4" matching wood back.

90" High	Model Number	Description	Wgt.	Price
	V23-9024	90"H X 37"W X 24"D Initial	212	\$2,888
	V21-9024A	90"H X 36"W X 24"D Adder	172	\$2,184

90" High double sided shelving has an inverted wood cornice top and twelve adjustable shelves. Includes 1/4" matching wood back.

* Steel shelves may be specified for most wood bookcases .
Replace "V" in the model with "SB" (i.e. SB21-4220).



Single Faced Picture Book Units

42" High	Model Number	Description	Wgt.	Price
	V23-4212P	42"H X 37"W X 12"D Picture Book Initial	72	\$1,099
	V21-4212PA	42"H X 36"W X 12"D Picture Book Adder	63	\$827

42" High single sided shelving has a wood top, one adjustable picture book shelf and one base picture book shelf. Includes 1/4" matching wood back.

48" High	Model Number	Description	Wgt.	Price
	V23-4812P	48"H X 37"W X 12"D Picture Book Initial	75	\$1,149
	V21-4812PA	48"H X 36"W X 12"D Picture Book Adder	64	\$864

48" High single sided shelving has a wood top, one adjustable picture book shelf and one base picture book shelf. Includes 1/4" matching wood back.

60" High	Model Number	Description	Wgt.	Price
	V23-6012P	60"H X 37"W X 12"D Picture Book Initial	94	\$1,490
	V21-6012PA	60"H X 36"W X 12"D Picture Book Adder	80	\$1,165

60" High single sided shelving has a wood top, two adjustable picture book shelves and one base picture book shelf. Includes 1/4" matching wood back.

Double Faced Picture Book Units

42" High	Model Number	Description	Wgt.	Price
	V23-4224P	42"H X 37"W X 24"D Picture Book Initial	134	\$1,762
	V21-4224PA	42"H X 36"W X 24"D Picture Book Adder	115	\$1,422

42" High double sided shelving has a wood top, two adjustable picture book shelf and one base picture book shelf per side. Includes 1/4" matching wood back.

42" High Mobile Unit	Model Number	Description	Wgt.	Price
	V23-4224P-MOB	42"H X 37"W X 24"D Picture Book Mobile	146	\$2,174

48" High	Model Number	Description	Wgt.	Price
	V23-4824P	48"H X 37"W X 24"D Picture Book Initial	140	\$1,940
	V21-4824PA	48"H X 36"W X 24"D Picture Book Adder	118	\$1,483

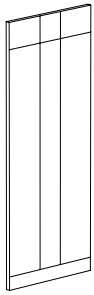
48" High double sided shelving has a wood top, two adjustable picture book shelf and one base picture book shelf. Includes 1/4" matching wood back.

48" High Mobile Unit	Model Number	Description	Wgt.	Price
	V23-4824P-MOB	48"H X 37"W X 24"D Picture Book Mobile	152	\$2,336

60" High	Model Number	Description	Wgt.	Price
	V23-6024P	60"H X 37"W X 24"D Picture Book Initial	174	\$2,362
	V21-6024PA	60"H X 36"W X 24"D Picture Book Adder	147	\$2,014

60" High double sided shelving has a wood top, four adjustable picture book shelves and one base picture book shelf. Includes 1/4" matching wood back.

* Steel shelves may be specified for most wood bookcases .
Replace "V" in the model with "SB" (i.e. SB21-4220).



Single Faced Magazine Display Units

42" High	Model Number	Description	Wgt.	Price
	V23-4212MS	42"H X 37"W X 12"D Initial	77	\$1,169
	V21-4212MSA	42"H X 36"W X 12"D Adder	68	\$898

42" High single sided shelving has a wood top, one adjustable flat shelf and two adjustable pivoting magazine display shelves. Includes 1/4" matching wood back.

48" High	Model Number	Description	Wgt.	Price
	V23-4812MS	48"H X 37"W X 12"D Initial	80	\$1,218
	V21-4812MSA	48"H X 36"W X 12"D Adder	70	\$932

48" High single sided shelving has a wood top, one adjustable flat shelf and two adjustable pivoting magazine display shelves. Includes 1/4" matching wood back.

60" High	Model Number	Description	Wgt.	Price
	23-6012MS	60"H X 37"W X 12"D Initial	96	\$1,596
	21-6012MSA	60"H X 36"W X 12"D Adder	82	\$1,269

60" High single sided shelving has a wood top, two adjustable flat shelves and three adjustable pivoting magazine display shelves. Includes 1/4" matching wood back.


72" High	Model Number	Description	Wgt.	Price
	V23-7212MS	72"H X 37"W X 12"D Initial	118	\$1,816
	V21-7212MSA	72"H X 36"W X 12"D Adder	103	\$1,488

72" High single sided shelving has an inverted wood cornice top and 3 adjustable flat shelves 4 adjustable pivoting magazine display shelves.

84" High	Model Number	Description	Wgt.	Price
	V23-8412MS	84"H X 37"W X 12"D Initial	123	\$1,973
	V21-8412MSA	84"H X 36"W X 12"D Adder	104	\$1,573

84" High single sided shelving has an inverted wood cornice top and 4 adjustable flat shelves 5 adjustable pivoting magazine display shelves.

* Steel shelves may be specified for most wood bookcases .
Replace "V" in the model with "SB" (i.e. SB21-4220).



Double Faced Magazine Display Units

42" High	Model Number	Description	Wgt.	Price
	V23-4224MS	42"H X 37"W X 24"D Initial	131	\$1,998
	V21-4224MSA	42"H X 36"W X 24"D Adder	112	\$1,561

42" High double sided shelving has a wood top two adjustable flat shelves and four adjustable pivoting magazine display shelves. Includes 1/4" matching wood back.

42" High Mobile Unit	Model Number	Description	Wgt.	Price
	V23-4224MS-MOB	42"H X 37"W X 24"D Mobile	143	\$2,197

48" High	Model Number	Description	Wgt.	Price
	V23-4824MS	48"H X 37"W X 24"D Initial	137	\$2,076
	V21-4824MSA	48"H X 36"W X 24"D Adder	115	\$1,620

48" High double sided shelving has a wood top two adjustable flat shelves and four adjustable pivoting magazine display shelves. Includes 1/4" matching wood back.

48" High Mobile Unit	Model Number	Description	Wgt.	Price
	V23-4824MS-MOB	48"H X 37"W X 24"D Mobile	149	\$2,286

60" High	Model Number	Description	Wgt.	Price
	V23-6024MS	60"H X 37"W X 24"D Initial	177	\$2,751
	V21-6024MSA	60"H X 36"W X 24"D Adder	150	\$2,223

60" High double sided shelving has a wood top, four adjustable flat shelves and six adjustable pivoting magazine display shelves. Includes 1/4" matching wood back.

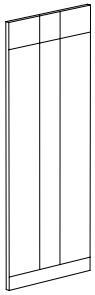
72" High	Model Number	Description	Wgt.	Price
	V23-7224MS	72"H X 37"W X 24"D Initial	221	\$3,191
	V21-7224MSA	72"H X 36"W X 24"D Adder	189	\$2,661

72" High double sided shelving has inverted wood cornice top, six adjustable flat shelves and eight adjustable pivoting magazine display shelves. Includes 1/4" matching wood back.

84" High	Model Number	Description	Wgt.	Price
	V23-8424MS	84"H X 37"W X 24"D Initial	229	\$3,507
	V21-8424MSA	84"H X 36"W X 24"D Adder	191	\$2,831

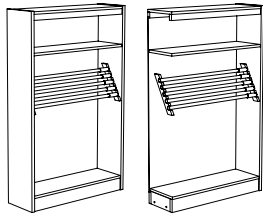
84" High double sided shelving has an inverted wood cornice top, eight adjustable flat shelves and ten adjustable pivoting magazine display shelves. Includes 1/4" matching wood back.

* Steel shelves may be specified for most wood bookcases .
Replace "V" in the model with "SB" (i.e. SB21-4220).



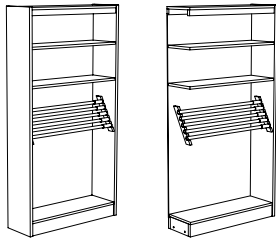
Single Faced Newspaper Display Units

60" High	Model Number	Description	Wgt.	Price
	V23-6012NS	60"H X 37"W X 12"D Initial	75	\$1,245
	V21-6012NSA	60"H X 36"W X 12"D Adder	61	\$919



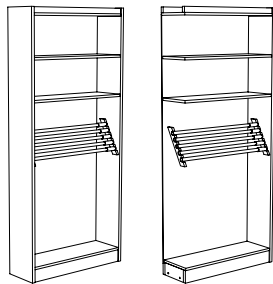
60" High single sided shelving has a wood top, newspaper storage rack with five sticks and one adjustable shelf. Includes 1/4" matching wood back.

72" High	Model Number	Description	Wgt.	Price
	V23-7212NS	72"H X 37"W X 12"D Initial	81	\$1,320
	V21-7212NSA	72"H X 36"W X 12"D Adder	67	\$956



72" High single sided shelving has an inverted cornice wood top, newspaper storage rack with five sticks and two adjustable shelves. Includes 1/4" matching wood back.

84" High	Model Number	Description	Wgt.	Price
	V23-8412NS	84"H X 37"W X 12"D Initial	98	\$1,511
	V21-8412NSA	84"H X 36"W X 12"D Adder	79	\$1,110



84" High single sided shelving has an inverted cornice wood top, newspaper storage rack with five sticks and two adjustable shelves. Includes 1/4" matching wood back.

Options

Steel Shelving

Continuous Canopy Top

Laminate Tops

Custom Width

How to Indicate


Add "SB" to part number (SB21-3012) for standard steel shelves, "S" (S21-3012) for flat steel shelves

Contact factory for ordering information

Specify at time of order

Add to part number (21-4208-35 for 35" wide)

* Steel shelves may be specified for most wood bookcases .
Replace "V" in the model with "SB" (i.e. SB21-4220).



Single Faced Standard Units

30" High	Model Number	Description	Wgt.	Price
	V26-3008	30"H X 37"W X 8"D Initial	38	\$641
	V21-3008A	30"H X 36"W X 8"D Adder	33	\$452
	V26-3010	30"H X 37"W X 10"D Initial	44	\$729
	V21-3010A	30"H X 36"W X 10"D Adder	37	\$517
	V26-3012	30"H X 37"W X 12"D Initial	51	\$759
	V21-3012A	30"H X 36"W X 12"D Adder	42	\$543

30" High single sided shelving has a select wood top and one adjustable shelf. Includes 1/4" matching wood back.

42" High	Model Number	Description	Wgt.	Price
	V26-4208	42"H X 37"W X 8"D Initial	48	\$791
	V21-4208A	42"H X 36"W X 8"D Adder	41	\$579
	V26-4210	42"H X 37"W X 10"D Initial	56	\$907
	V21-4210A	42"H X 36"W X 10"D Adder	47	\$660
	V26-4212	42"H X 37"W X 12"D Initial	63	\$950
	V21-4212A	42"H X 36"W X 12"D Adder	53	\$695
	V26-4216-SF	42"H X 37"W X 16"D Initial	79	\$992
	V21-4216A-SF	42"H X 36"W X 16"D Adder	64	\$732

42" High single sided shelving has a wood top and two adjustable shelves. Includes 1/4" matching wood back.

48" High	Model Number	Description	Wgt.	Price
	V26-4808	48"H X 37"W X 8"D Initial	50	\$831
	V21-4808A	48"H X 36"W X 8"D Adder	43	\$607
	V26-4810	48"H X 37"W X 10"D Initial	60	\$952
	V21-4810A	48"H X 36"W X 10"D Adder	49	\$693
	V26-4812	48"H X 37"W X 12"D Initial	67	\$998
	V21-4812A	48"H X 36"W X 12"D Adder	56	\$732
	V26-4816-SF	48"H X 37"W X 16"D Initial	84	\$1,041
	V21-4816A-SF	48"H X 36"W X 16"D Adder	67	\$769

48" High single sided shelving has a wood top and two adjustable shelves. Includes 1/4" matching wood back.

60" High	Model Number	Description	Wgt.	Price
	V26-6008	60"H X 37"W X 8"D Initial	59	\$1,044
	V21-6008A	60"H X 36"W X 8"D Adder	50	\$792
	V26-6010	60"H X 37"W X 10"D Initial	70	\$1,195
	V21-6010A	60"H X 36"W X 10"D Adder	58	\$908
	V26-6012	60"H X 37"W X 12"D Initial	80	\$1,265
	V21-6012A	60"H X 36"W X 12"D Adder	65	\$970
	V26-6016-SF	60"H X 37"W X 16"D Initial	100	\$1,469
	V21-6016A-SF	60"H X 36"W X 16"D Adder	80	\$1,032

60" High single sided shelving has a wood top and three adjustable shelves. Includes 1/4" matching wood back.

72" High	Model Number	Description	Wgt.	Price
	V26-7208	72"H X 37"W X 8"D Initial	72	\$1,266
	V21-7208A	72"H X 36"W X 8"D Adder	59	\$923
	V26-7210	72"H X 37"W X 10"D Initial	85	\$1,365
	V21-7210A	72"H X 36"W X 10"D Adder	68	\$1,015
	V26-7212	72"H X 37"W X 12"D Initial	99	\$1,446
	V21-7212A	72"H X 36"W X 12"D Adder	78	\$1,082
	V26-7216-SF	72"H X 37"W X 16"D Initial	123	\$1,524
	V21-7216A-SF	72"H X 36"W X 16"D Adder	95	\$1,148

72" High single sided shelving has a wood top and four adjustable shelves. Includes 1/4" matching wood back.

* Steel shelves may be specified for most wood bookcases .
Replace "V" in the model with "SB" (i.e. SB21-4220).



84" High	Model Number	Description	Wgt.	Price
	V26-8408	84"H X 37"W X 8"D Initial	79	\$1,344
	V21-8408A	84"H X 36"W X 8"D Adder	66	\$1,002
	V26-8410	84"H X 37"W X 10"D Initial	93	\$1,452
	V21-8410A	84"H X 36"W X 10"D Adder	76	\$1,101
	V26-8412	84"H X 37"W X 12"D Initial	108	\$1,538
	V21-8412A	84"H X 36"W X 12"D Adder	87	\$1,175
	V26-8416-SF	84"H X 37"W X 16"D Initial	135	\$1,624
	V21-8416A-SF	84"H X 36"W X 16"D Adder	107	\$1,250

84" High single sided shelving has an inverted wood cornice top and ten adjustable shelves. Includes 1/4" matching wood back.

90" High	Model Number	Description	Wgt.	Price
	V26-9012	90"H X 37"W X 12"D Initial	116	\$1,652
	V21-9012A	90"H X 36"W X 12"D Adder	95	\$1,277

90" High single sided shelving has an inverted wood cornice top and twelve adjustable shelves. Includes 1/4" matching wood back.

Double Faced Standard Units

30" High	Model Number	Description	Wgt.	Price
	V26-3020	30"H X 37"W X 20"D Initial	81	\$1,244
	V21-3020A	30"H X 36"W X 20"D Adder	68	\$853
	V26-3024	30"H X 37"W X 24"D Initial	93	\$1,305
	V21-3024A	30"H X 36"W X 24"D Adder	76	\$904

30" High double sided shelving has a wood top and two adjustable shelf. Includes 1/4" matching wood back.

30" High Mobile Units	Model Number	Description	Wgt.	Price
	V26-3020-MOB	30"H X 37"W X 20"D Mobile	93	\$1,441
	V26-3024-MOB	30"H X 37"W X 24"D Mobile	105	\$1,504

42" High	Model Number	Description	Wgt.	Price
	V26-4220	42"H X 37"W X 20"D Initial	102	\$1,547
	V21-4220A	42"H X 36"W X 20"D Adder	84	\$1,085
	V26-4224	42"H X 37"W X 24"D Initial	118	\$1,634
	V21-4224A	42"H X 36"W X 24"D Adder	96	\$1,163

42" High double sided shelving has a wood top and four adjustable shelves. Includes 1/4" matching wood back.


42" High Mobile Units	Model Number	Description	Wgt.	Price
	V26-4220-MOB	42"H X 37"W X 20"D Mobile	114	\$1,746
	V26-4224-MOB	42"H X 37"W X 24"D Mobile	130	\$1,832

48" High	Model Number	Description	Wgt.	Price
	V26-4820	48"H X 37"W X 20"D Initial	106	\$1,624
	V21-4820A	48"H X 36"W X 20"D Adder	86	\$1,140
	V26-4824	48"H X 37"W X 24"D Initial	123	\$1,717
	V21-4824A	48"H X 36"W X 24"D Adder	99	\$1,223

48" High double sided shelving has a wood top and four adjustable shelves. Includes 1/4" matching wood back.

48" High Mobile Units	Model Number	Description	Wgt.	Price
	V26-4820-MOB	48"H X 37"W X 20"D Mobile	118	\$1,835
	V26-4824-MOB	48"H X 37"W X 24"D Mobile	135	\$1,926

* Steel shelves may be specified for most wood bookcases .
Replace "V" in the model with "SB" (i.e. SB21-4220).



60" High	Model Number	Description	Wgt.	Price
	V26-6020	60"H X 37"W X 20"D Initial	128	\$2,036
	V21-6020A	60"H X 36"W X 20"D Adder	102	\$1,511
	V26-6024	60"H X 37"W X 24"D Initial	147	\$2,169
	V21-6024A	60"H X 36"W X 24"D Adder	117	\$1,626

60" High double sided shelving has a wood top and six adjustable shelves. Includes 1/4" matching wood back.

72" High	Model Number	Description	Wgt.	Price
	V26-7220	72"H X 37"W X 20"D Initial	153	\$2,385
	V21-7220A	72"H X 36"W X 20"D Adder	119	\$1,717
	V26-7224	72"H X 37"W X 24"D Initial	179	\$2,536
	V21-7224A	72"H X 36"W X 24"D Adder	138	\$1,852

72" High double sided shelving has a wood top and eight adjustable shelves. Includes 1/4" matching wood back.


84" High	Model Number	Description	Wgt.	Price
	V26-8420	84"H X 37"W X 20"D Initial	169	\$2,557
	V21-8420A	84"H X 36"W X 20"D Adder	135	\$1,889
	V26-8424	84"H X 37"W X 24"D Initial	197	\$2,720
	V21-8424A	84"H X 36"W X 24"D Adder	156	\$2,037

84" High double sided shelving has an inverted wood cornice top and ten adjustable shelves. Includes 1/4" matching wood back.

90" High	Model Number	Description	Wgt.	Price
	V26-9024	90"H X 37"W X 24"D Initial	212	\$2,888
	V21-9024A	90"H X 36"W X 24"D Adder	172	\$2,184

90" High double sided shelving has an inverted wood cornice top and twelve adjustable shelves. Includes 1/4" matching wood back.

* Steel shelves may be specified for most wood bookcases .
Replace "V" in the model with "SB" (i.e. SB21-4220).



Single Faced Picture Book Units

42" High	Model Number	Description	Wgt.	Price
	V26-4212P	42"H X 37"W X 12"D Picture Book Initial	73	\$1,081
	V21-4212PA	42"H X 36"W X 12"D Picture Book Adder	63	\$827

42" High single sided shelving has a wood top, one adjustable picture book shelf and one base picture book shelf. Includes 1/4" matching wood back.

48" High	Model Number	Description	Wgt.	Price
	V26-4812P	48"H X 37"W X 12"D Picture Book Initial	76	\$1,128
	V21-4812PA	48"H X 36"W X 12"D Picture Book Adder	64	\$864

48" High single sided shelving has a wood top, one adjustable picture book shelf and one base picture book shelf. Includes 1/4" matching wood back.

60" High	Model Number	Description	Wgt.	Price
	V26-6012P	60"H X 37"W X 12"D Picture Book Initial	95	\$1,456
	V21-6012PA	60"H X 36"W X 12"D Picture Book Adder	80	\$1,165

60" High single sided shelving has a wood top, two adjustable picture book shelves and one base picture book shelf. Includes 1/4" matching wood back.

Double Faced Picture Book Units

42" High	Model Number	Description	Wgt.	Price
	V26-4224P	42"H X 37"W X 24"D Picture Book Initial	136	\$1,762
	V21-4224PA	42"H X 36"W X 24"D Picture Book Adder	115	\$1,422

42" High double sided shelving has a wood top, two adjustable picture book shelf and one base picture book shelf per side. Includes 1/4" matching wood back.

42" High Mobile Unit	Model Number	Description	Wgt.	Price
	V26-4224P-MOB	42"H X 37"W X 24"D Picture Book Mobile	148	\$1,960

48" High	Model Number	Description	Wgt.	Price
	V26-4824P	48"H X 37"W X 24"D Picture Book Initial	142	\$1,976
	V21-4824PA	48"H X 36"W X 24"D Picture Book Adder	118	\$1,483


48" High double sided shelving has a wood top, two adjustable picture book shelf and one base picture book shelf. Includes 1/4" matching wood back.

48" High Mobile Unit	Model Number	Description	Wgt.	Price
	V26-4824P-MOB	48"H X 37"W X 24"D Picture Book Mobile	154	\$2,185

60" High	Model Number	Description	Wgt.	Price
	V26-6024P	60"H X 37"W X 24"D Picture Book Initial	176	\$2,294
	V21-6024PA	60"H X 36"W X 24"D Picture Book Adder	147	\$2,014

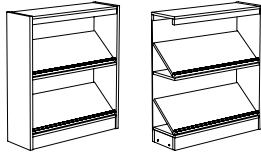
60" High double sided shelving has a wood top, four adjustable picture book shelves and one base picture book shelf. Includes 1/4" matching wood back.

* Steel shelves may be specified for most wood bookcases .
Replace "V" in the model with "SB" (i.e. SB21-4220).



Single Faced Magazine Display Units

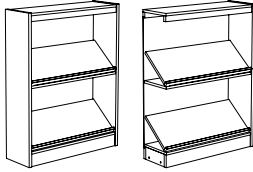
42" High



Model Number	Description	Wgt.	Price
V26-4212MS	42"H X 37"W X 12"D Initial	78	\$1,149
V21-4212MSA	42"H X 36"W X 12"D Adder	68	\$898

42" High single sided shelving has a wood top, one adjustable flat shelf and two adjustable pivoting magazine display shelves. Includes 1/4" matching wood back.

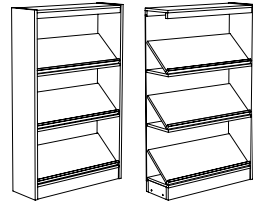
48" High



Model Number	Description	Wgt.	Price
V26-4812MS	48"H X 37"W X 12"D Initial	81	\$1,198
V21-4812MSA	48"H X 36"W X 12"D Adder	70	\$932

48" High single sided shelving has a wood top, one adjustable flat shelf and two adjustable pivoting magazine display shelves. Includes 1/4" matching wood back.

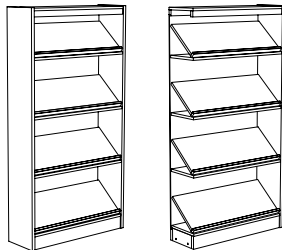
60" High



Model Number	Description	Wgt.	Price
V26-6012MS	60"H X 37"W X 12"D Initial	97	\$1,563
V21-6012MSA	60"H X 36"W X 12"D Adder	82	\$1,269

60" High single sided shelving has a wood top, two adjustable flat shelves and three adjustable pivoting magazine display shelves. Includes 1/4" matching wood back.

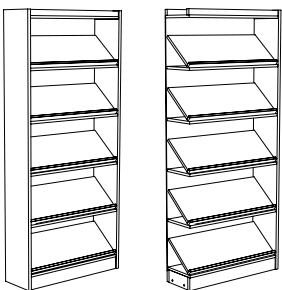
72" High



Model Number	Description	Wgt.	Price
V26-7212MS	72"H X 37"W X 12"D Initial	117	\$1,783
V21-7212MSA	72"H X 36"W X 12"D Adder	103	\$1,488

72" High single sided shelving has an inverted wood cornice top and 3 adjustable flat shelves 4 adjustable pivoting magazine display shelves.


84" High



Model Number	Description	Wgt.	Price
V26-8412MS	84"H X 37"W X 12"D Initial	124	\$1,936
V21-8412MSA	84"H X 36"W X 12"D Adder	104	\$1,573

84" High single sided shelving has an inverted wood cornice top and 4 adjustable flat shelves 5 adjustable pivoting magazine display shelves.

* Steel shelves may be specified for most wood bookcases .
Replace "V" in the model with "SB" (i.e. SB21-4220).



Double Faced Magazine Display Units

42" High	Model Number	Description	Wgt.	Price
	V26-4224MS	42"H X 37"W X 24"D Initial	133	\$2,031
	V21-4224MSA	42"H X 36"W X 24"D Adder	112	\$1,561

42" High double sided shelving has a wood top two adjustable flat shelves and four adjustable pivoting magazine display shelves. Includes 1/4" matching wood back.

42" High Mobile Unit	Model Number	Description	Wgt.	Price
	V26-4224MS-MOB	42"H X 37"W X 24"D Mobile	145	\$2,231

48" High	Model Number	Description	Wgt.	Price
	V26-4824MS	48"H X 37"W X 24"D Initial	139	\$2,115
	V21-4824MSA	48"H X 36"W X 24"D Adder	115	\$1,620

48" High double sided shelving has a wood top two adjustable flat shelves and four adjustable pivoting magazine display shelves. Includes 1/4" matching wood back.

48" High Mobile Unit	Model Number	Description	Wgt.	Price
	V26-4824MS-MOB	48"H X 37"W X 24"D Mobile	151	\$2,323

60" High	Model Number	Description	Wgt.	Price
	V26-6024MS	60"H X 37"W X 24"D Initial	179	\$2,766
	V21-6024MSA	60"H X 36"W X 24"D Adder	150	\$2,223

60" High double sided shelving has a wood top, four adjustable flat shelves and six adjustable pivoting magazine display shelves. Includes 1/4" matching wood back.


72" High	Model Number	Description	Wgt.	Price
	V26-7224MS	72"H X 37"W X 24"D Initial	223	\$3,206
	V21-7224MSA	72"H X 36"W X 24"D Adder	189	\$2,661

72" High double sided shelving has inverted wood cornice top, six adjustable flat shelves and eight adjustable pivoting magazine display shelves. Includes 1/4" matching wood back.

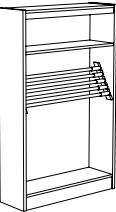
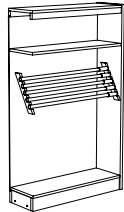
84" High	Model Number	Description	Wgt.	Price
	V26-8424MS	84"H X 37"W X 24"D Initial	231	\$3,515
	V21-8424MSA	84"H X 36"W X 24"D Adder	191	\$2,831

84" High double sided shelving has an inverted wood cornice top, eight adjustable flat shelves and ten adjustable pivoting magazine display shelves. Includes 1/4" matching wood back.

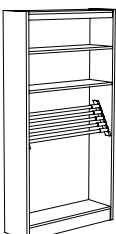
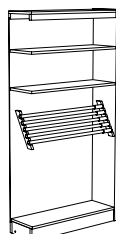
* Steel shelves may be specified for most wood bookcases .
Replace "V" in the model with "SB" (i.e. SB21-4220).



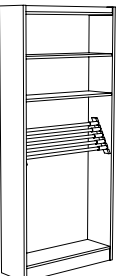
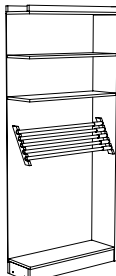
Single Faced Newspaper Display Units

60" High	Model Number	Description	Wgt.	Price
	V26-6012NS	60"H X 37"W X 12"D Initial	76	\$1,211
	V21-6012NSA	60"H X 36"W X 12"D Adder	61	\$919

60" High single sided shelving has a wood top, newspaper storage rack with five sticks and one adjustable shelf. Includes 1/4" matching wood back.

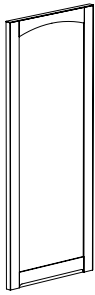
72" High	Model Number	Description	Wgt.	Price
	V26-7212NS	72"H X 37"W X 12"D Initial	81	\$1,287
	V21-7212NSA	72"H X 36"W X 12"D Adder	67	\$956

72" High single sided shelving has an inverted cornice wood top, newspaper storage rack with five sticks and two adjustable shelves. Includes 1/4" matching wood back.

84" High	Model Number	Description	Wgt.	Price
	V26-8412NS	84"H X 37"W X 12"D Initial	99	\$1,475
	V21-8412NSA	84"H X 36"W X 12"D Adder	79	\$1,110

84" High single sided shelving has an inverted cornice wood top, newspaper storage rack with five sticks and two adjustable shelves. Includes 1/4" matching wood back.

* Steel shelves may be specified for most wood bookcases .
Replace "V" in the model with "SB" (i.e. SB21-4220).



Single Faced Standard Units

30" High	Model Number	Description	Wgt.	Price
	V27-3008	30"H X 37"W X 8"D Initial	40	\$669
	V21-3008A	30"H X 36"W X 8"D Adder	33	\$452
	V27-3010	30"H X 37"W X 10"D Initial	45	\$780
	V21-3010A	30"H X 36"W X 10"D Adder	37	\$517
	V27-3012	30"H X 37"W X 12"D Initial	51	\$812
	V21-3012A	30"H X 36"W X 12"D Adder	42	\$543

30" High single sided shelving has a select wood top and one adjustable shelf. Includes 1/4" matching wood back.

42" High	Model Number	Description	Wgt.	Price
	V27-4208	42"H X 37"W X 8"D Initial	49	\$857
	V21-4208A	42"H X 36"W X 8"D Adder	41	\$579
	V27-4210	42"H X 37"W X 10"D Initial	57	\$990
	V21-4210A	42"H X 36"W X 10"D Adder	47	\$660
	V27-4212	42"H X 37"W X 12"D Initial	64	\$1,054
	V21-4212A	42"H X 36"W X 12"D Adder	53	\$695
	V27-4216-SF	42"H X 37"W X 16"D Initial	79	\$1,107
	V21-4216A-SF	42"H X 36"W X 16"D Adder	64	\$732

42" High single sided shelving has a wood top and two adjustable shelves. Includes 1/4" matching wood back.

48" High	Model Number	Description	Wgt.	Price
	V27-4808	48"H X 37"W X 8"D Initial	52	\$899
	V21-4808A	48"H X 36"W X 8"D Adder	43	\$607
	V27-4810	48"H X 37"W X 10"D Initial	61	\$1,050
	V21-4810A	48"H X 36"W X 10"D Adder	49	\$693
	V27-4812	48"H X 37"W X 12"D Initial	68	\$1,107
	V21-4812A	48"H X 36"W X 12"D Adder	56	\$732
	V27-4816-SF	48"H X 37"W X 16"D Initial	84	\$1,164
	V21-4816A-SF	48"H X 36"W X 16"D Adder	67	\$769

48" High single sided shelving has a wood top and two adjustable shelves. Includes 1/4" matching wood back.

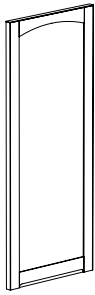
60" High	Model Number	Description	Wgt.	Price
	V27-6008	60"H X 37"W X 8"D Initial	61	\$1,172
	V21-6008A	60"H X 36"W X 8"D Adder	50	\$792
	V27-6010	60"H X 37"W X 10"D Initial	71	\$1,359
	V21-6010A	60"H X 36"W X 10"D Adder	58	\$908
	V27-6012	60"H X 37"W X 12"D Initial	81	\$1,449
	V21-6012A	60"H X 36"W X 12"D Adder	65	\$970
	V27-6016-SF	60"H X 37"W X 16"D Initial	100	\$1,536
	V21-6016A-SF	60"H X 36"W X 16"D Adder	80	\$1,032

60" High single sided shelving has a wood top and three adjustable shelves. Includes 1/4" matching wood back.

72" High	Model Number	Description	Wgt.	Price
	V27-7208	72"H X 37"W X 8"D Initial	74	\$1,471
	V21-7208A	72"H X 36"W X 8"D Adder	59	\$923
	V27-7210	72"H X 37"W X 10"D Initial	86	\$1,596
	V21-7210A	72"H X 36"W X 10"D Adder	68	\$1,015
	V27-7212	72"H X 37"W X 12"D Initial	99	\$1,698
	V21-7212A	72"H X 36"W X 12"D Adder	78	\$1,082
	V27-7216-SF	72"H X 37"W X 16"D Initial	123	\$1,799
	V21-7216A-SF	72"H X 36"W X 16"D Adder	95	\$1,148

72" High single sided shelving has a wood top and four adjustable shelves. Includes 1/4" matching wood back.

* Steel shelves may be specified for most wood bookcases .
Replace "V" in the model with "SB" (i.e. SB21-4220).



84" High	Model Number	Description	Wgt.	Price
	V27-8408	84"H X 37"W X 8"D Initial	81	\$1,550
	V21-8408A	84"H X 36"W X 8"D Adder	66	\$1,002
	V27-8410	84"H X 37"W X 10"D Initial	94	\$1,682
	V21-8410A	84"H X 36"W X 10"D Adder	76	\$1,101
	V27-8412	84"H X 37"W X 12"D Initial	108	\$1,791
	V21-8412A	84"H X 36"W X 12"D Adder	87	\$1,175
	V27-8416-SF	84"H X 37"W X 16"D Initial	135	\$1,899
	V21-8416A-SF	84"H X 36"W X 16"D Adder	107	\$1,250

84" High single sided shelving has an inverted wood cornice top and ten adjustable shelves. Includes 1/4" matching wood back.

90" High	Model Number	Description	Wgt.	Price
	V27-9012	90"H X 37"W X 12"D Initial	117	\$1,933
	V21-9012A	90"H X 36"W X 12"D Adder	95	\$1,277

90" High single sided shelving has an inverted wood cornice top and twelve adjustable shelves. Includes 1/4" matching wood back.

Double Faced Standard Units

30" High	Model Number	Description	Wgt.	Price
	V27-3020	30"H X 37"W X 20"D Initial	81	\$1,235
	V21-3020A	30"H X 36"W X 20"D Adder	68	\$853
	V27-3024	30"H X 37"W X 24"D Initial	92	\$1,313
	V21-3024A	30"H X 36"W X 24"D Adder	76	\$904

30" High double sided shelving has a wood top and two adjustable shelf. Includes 1/4" matching wood back.

30" High Mobile Units	Model Number	Description	Wgt.	Price
	V27-3020-MOB	30"H X 37"W X 20"D Mobile	93	\$1,474
	V27-3024-MOB	30"H X 37"W X 24"D Mobile	104	\$1,550

42" High	Model Number	Description	Wgt.	Price
	V27-4220	42"H X 37"W X 20"D Initial	102	\$1,603
	V21-4220A	42"H X 36"W X 20"D Adder	84	\$1,085
	V27-4224	42"H X 37"W X 24"D Initial	117	\$1,704
	V21-4224A	42"H X 36"W X 24"D Adder	96	\$1,163

42" High double sided shelving has a wood top and four adjustable shelves. Includes 1/4" matching wood back.

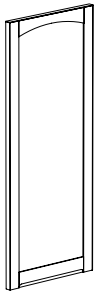
42" High Mobile Units	Model Number	Description	Wgt.	Price
	V27-4220-MOB	42"H X 37"W X 20"D Mobile	114	\$1,840
	V27-4224-MOB	42"H X 37"W X 24"D Mobile	129	\$1,944

48" High	Model Number	Description	Wgt.	Price
	V27-4820	48"H X 37"W X 20"D Initial	107	\$1,684
	V21-4820A	48"H X 36"W X 20"D Adder	86	\$1,140
	V27-4824	48"H X 37"W X 24"D Initial	123	\$1,791
	V21-4824A	48"H X 36"W X 24"D Adder	99	\$1,223

48" High double sided shelving has a wood top and four adjustable shelves. Includes 1/4" matching wood back.

48" High Mobile Units	Model Number	Description	Wgt.	Price
	V27-4820-MOB	48"H X 37"W X 20"D Mobile	119	\$1,932
	V27-4824-MOB	48"H X 37"W X 24"D Mobile	133	\$2,043

Steel shelves may be specified for most wood bookcases .
 Replace "V" in the model with "SB" (i.e. SB21-4220).



60" High	Model Number	Description	Wgt.	Price
	V27-6020	60"H X 37"W X 20"D Initial	127	\$2,188
	V21-6020A	60"H X 36"W X 20"D Adder	102	\$1,511
	V27-6024	60"H X 37"W X 24"D Initial	146	\$2,350
	V21-6024A	60"H X 36"W X 24"D Adder	117	\$1,626

60" High double sided shelving has a wood top and six adjustable shelves. Includes 1/4" matching wood back.

72" High	Model Number	Description	Wgt.	Price
	V27-7220	72"H X 37"W X 20"D Initial	154	\$2,642
	V21-7220A	72"H X 36"W X 20"D Adder	119	\$1,717
	V27-7224	72"H X 37"W X 24"D Initial	179	\$2,823
	V21-7224A	72"H X 36"W X 24"D Adder	138	\$1,852

72" High double sided shelving has a wood top and eight adjustable shelves. Includes 1/4" matching wood back.

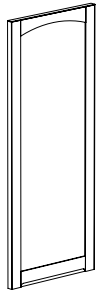
84" High	Model Number	Description	Wgt.	Price
	V27-8420	84"H X 37"W X 20"D Initial	170	\$2,815
	V21-8420A	84"H X 36"W X 20"D Adder	135	\$1,889
	V27-8424	84"H X 37"W X 24"D Initial	197	\$3,007
	V21-8424A	84"H X 36"W X 24"D Adder	156	\$2,037

84" High double sided shelving has an inverted wood cornice top and ten adjustable shelves. Includes 1/4" matching wood back.

90" High	Model Number	Description	Wgt.	Price
	V27-9024	90"H X 37"W X 24"D Initial	216	\$3,212
	V21-9024A	90"H X 36"W X 24"D Adder	172	\$2,184

90" High double sided shelving has an inverted wood cornice top and twelve adjustable shelves. Includes 1/4" matching wood back.

* Steel shelves may be specified for most wood bookcases .
Replace "V" in the model with "SB" (i.e. SB21-4220).



Single Faced Picture Book Units

42" High	Model Number	Description	Wgt.	Price
	V27-4212P	42"H X 37"W X 12"D Picture Book Initial	74	\$1,184
	V21-4212PA	42"H X 36"W X 12"D Picture Book Adder	63	\$827

42" High single sided shelving has a wood top, one adjustable picture book shelf and one base picture book shelf. Includes 1/4" matching wood back.

48" High	Model Number	Description	Wgt.	Price
	V27-4812P	48"H X 37"W X 12"D Picture Book Initial	77	\$1,238
	V21-4812PA	48"H X 36"W X 12"D Picture Book Adder	64	\$864

48" High single sided shelving has a wood top, one adjustable picture book shelf and one base picture book shelf. Includes 1/4" matching wood back.

60" High	Model Number	Description	Wgt.	Price
	V27-6012P	60"H X 37"W X 12"D Picture Book Initial	96	\$1,645
	V21-6012PA	60"H X 36"W X 12"D Picture Book Adder	80	\$1,165

60" High single sided shelving has a wood top, two adjustable picture book shelves and one base picture book shelf. Includes 1/4" matching wood back.

Double Faced Picture Book Units

42" High	Model Number	Description	Wgt.	Price
	V27-4224P	42"H X 37"W X 24"D Picture Book Initial	136	\$1,965
	V21-4224PA	42"H X 36"W X 24"D Picture Book Adder	115	\$1,422

42" High double sided shelving has a wood top, two adjustable picture book shelf and one base picture book shelf per side. Includes 1/4" matching wood back.

42" High Mobile Unit	Model Number	Description	Wgt.	Price
	V27-4224P-MOB	42"H X 37"W X 24"D Picture Book Mobile	148	\$2,204

48" High	Model Number	Description	Wgt.	Price
	V27-4824P	48"H X 37"W X 24"D Picture Book Initial	142	\$2,049
	V21-4824PA	48"H X 36"W X 24"D Picture Book Adder	118	\$1,483


48" High double sided shelving has a wood top, two adjustable picture book shelf and one base picture book shelf. Includes 1/4" matching wood back.

48" High Mobile Unit	Model Number	Description	Wgt.	Price
	V27-4824P-MOB	48"H X 37"W X 24"D Picture Book Mobile	154	\$2,302

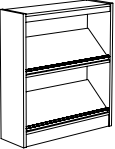
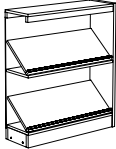
60" High	Model Number	Description	Wgt.	Price
	V27-6024P	60"H X 37"W X 24"D Picture Book Initial	176	\$2,739
	V21-6024PA	60"H X 36"W X 24"D Picture Book Adder	147	\$2,014

60" High double sided shelving has a wood top, four adjustable picture book shelves and one base picture book shelf. Includes 1/4" matching wood back.

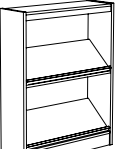
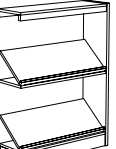
* Steel shelves may be specified for most wood bookcases .
Replace "V" in the model with "SB" (i.e. SB21-4220).



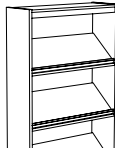
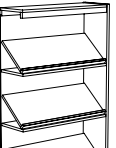
Single Faced Magazine Display Units

42" High	Model Number	Description	Wgt.	Price
	V27-4212MS	42"H X 37"W X 12"D Initial	79	\$1,254
	V21-4212MSA	42"H X 36"W X 12"D Adder	68	\$898



42" High single sided shelving has a wood top, one adjustable flat shelf and two adjustable pivoting magazine display shelves. Includes 1/4" matching wood back.

48" High	Model Number	Description	Wgt.	Price
	V27-4812MS	48"H X 37"W X 12"D Initial	82	\$1,307
	V21-4812MSA	48"H X 36"W X 12"D Adder	70	\$932

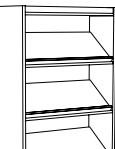
48" High single sided shelving has a wood top, one adjustable flat shelf and two adjustable pivoting magazine display shelves. Includes 1/4" matching wood back.

60" High	Model Number	Description	Wgt.	Price
	V27-6012MS	60"H X 37"W X 12"D Initial	99	\$1,747
	V21-6012MSA	60"H X 36"W X 12"D Adder	82	\$1,269

60" High single sided shelving has a wood top, two adjustable flat shelves and three adjustable pivoting magazine display shelves. Includes 1/4" matching wood back.

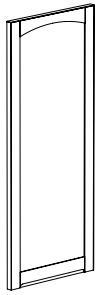
72" High	Model Number	Description	Wgt.	Price
	V27-7212MS	72"H X 37"W X 12"D Initial	119	\$1,968
	V21-7212MSA	72"H X 36"W X 12"D Adder	103	\$1,488

72" High single sided shelving has an inverted wood cornice top and 3 adjustable flat shelves 4 adjustable pivoting magazine display shelves.

84" High	Model Number	Description	Wgt.	Price
	V27-8412MS	84"H X 37"W X 12"D Initial	126	\$2,189
	V21-8412MSA	84"H X 36"W X 12"D Adder	104	\$1,573

84" High single sided shelving has an inverted wood cornice top and 4 adjustable flat shelves 5 adjustable pivoting magazine display shelves.

* Steel shelves may be specified for most wood bookcases .
Replace "V" in the model with "SB" (i.e. SB21-4220).



Double Faced Magazine Display Units

42" High	Model Number	Description	Wgt.	Price
	V27-4224MS	42"H X 37"W X 24"D Initial	134	\$2,101
	V21-4224MSA	42"H X 36"W X 24"D Adder	112	\$1,561

42" High double sided shelving has a wood top two adjustable flat shelves and four adjustable pivoting magazine display shelves. Includes 1/4" matching wood back.

42" High Mobile Unit	Model Number	Description	Wgt.	Price
	V27-4224MS-MOB	42" H X 37" W X 24" D Mobile	147	\$2,302

48" High	Model Number	Description	Wgt.	Price
	V27-4824MS	48"H X 37"W X 24"D Initial	140	\$2,188
	V21-4824MSA	48"H X 36"W X 24"D Adder	115	\$1,620

48" High double sided shelving has a wood top two adjustable flat shelves and four adjustable pivoting magazine display shelves. Includes 1/4" matching wood back.

48" High Mobile Unit	Model Number	Description	Wgt.	Price
	V27-4824MS-MOB	48" H X 37" W X 24" D Mobile	153	\$2,397

60" High	Model Number	Description	Wgt.	Price
	V27-6024MS	60"H X 37"W X 24"D Initial	181	\$2,946
	V21-6024MSA	60"H X 36"W X 24"D Adder	150	\$2,223

60" High double sided shelving has a wood top, four adjustable flat shelves and six adjustable pivoting magazine display shelves. Includes 1/4" matching wood back.


72" High	Model Number	Description	Wgt.	Price
	V27-7224MS	72"H X 37"W X 24"D Initial	225	\$3,385
	V21-7224MSA	72"H X 36"W X 24"D Adder	189	\$2,661

72" High double sided shelving has inverted wood cornice top, six adjustable flat shelves and eight adjustable pivoting magazine display shelves. Includes 1/4" matching wood back.

84" High	Model Number	Description	Wgt.	Price
	V27-8424MS	84"H X 37"W X 24"D Initial	233	\$3,803
	V21-8424MSA	84"H X 36"W X 24"D Adder	191	\$2,831

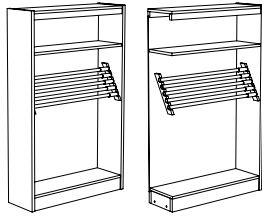
84" High double sided shelving has an inverted wood cornice top, eight adjustable flat shelves and ten adjustable pivoting magazine display shelves. Includes 1/4" matching wood back.

* Steel shelves may be specified for most wood bookcases .
Replace "V" in the model with "SB" (i.e. SB21-4220).



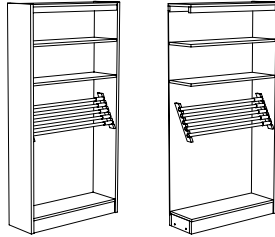
Single Faced Newspaper Display Units

60" High	Model Number	Description	Wgt.	Price
	V27-6012NS	60"H X 37"W X 12"D Initial	77	\$1,395
	V21-6012NSA	60"H X 36"W X 12"D Adder	61	\$919



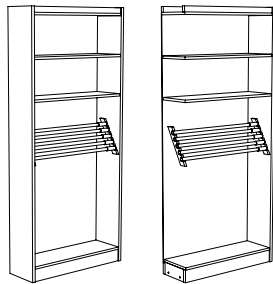
60" High single sided shelving has a wood top, newspaper storage rack with five sticks and one adjustable shelf. Includes 1/4" matching wood back.

72" High	Model Number	Description	Wgt.	Price
	V27-7212NS	72"H X 37"W X 12"D Initial	83	\$1,470
	V21-7212NSA	72"H X 36"W X 12"D Adder	67	\$956



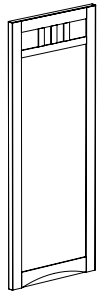
72" High single sided shelving has an inverted cornice wood top, newspaper storage rack with five sticks and two adjustable shelves. Includes 1/4" matching wood back.

84" High	Model Number	Description	Wgt.	Price
	V27-8412NS	84"H X 37"W X 12"D Initial	102	\$1,727
	V21-8412NSA	84"H X 36"W X 12"D Adder	79	\$1,110



84" High single sided shelving has an inverted cornice wood top, newspaper storage rack with five sticks and two adjustable shelves. Includes 1/4" matching wood back.

* Steel shelves may be specified for most wood bookcases .
Replace "V" in the model with "SB" (i.e. SB21-4220).



Single Faced Standard Units

30" High	Model Number	Description	Wgt.	Price
	V28-3008	30"H X 37"W X 8"D Initial	40	\$670
	V21-3008A	30"H X 36"W X 8"D Adder	33	\$452
	V28-3010	30"H X 37"W X 10"D Initial	45	\$781
	V21-3010A	30"H X 36"W X 10"D Adder	37	\$517
	V28-3012	30"H X 37"W X 12"D Initial	51	\$813
	V21-3012A	30"H X 36"W X 12"D Adder	42	\$543

30" High single sided shelving has a select wood top and one adjustable shelf. Includes 1/4" matching wood back.

42" High	Model Number	Description	Wgt.	Price
	V28-4208	42"H X 37"W X 8"D Initial	49	\$858
	V21-4208A	42"H X 36"W X 8"D Adder	41	\$579
	V28-4210	42"H X 37"W X 10"D Initial	57	\$999
	V21-4210A	42"H X 36"W X 10"D Adder	47	\$660
	V28-4212	42"H X 37"W X 12"D Initial	64	\$1,055
	V21-4212A	42"H X 36"W X 12"D Adder	53	\$695
	V28-4216-SF	42"H X 37"W X 16"D Initial	79	\$1,108
	V21-4216A-SF	42"H X 36"W X 16"D Adder	64	\$732

42" High single sided shelving has a wood top and two adjustable shelves. Includes 1/4" matching wood back.

48" High	Model Number	Description	Wgt.	Price
	V28-4808	48"H X 37"W X 8"D Initial	52	\$900
	V21-4808A	48"H X 36"W X 8"D Adder	43	\$607
	V28-4810	48"H X 37"W X 10"D Initial	61	\$1,051
	V21-4810A	48"H X 36"W X 10"D Adder	49	\$693
	V28-4812	48"H X 37"W X 12"D Initial	68	\$1,108
	V21-4812A	48"H X 36"W X 12"D Adder	56	\$732
	V28-4816-SF	48"H X 37"W X 16"D Initial	84	\$1,164
	V21-4816A-SF	48"H X 36"W X 16"D Adder	67	\$769

48" High single sided shelving has a wood top and two adjustable shelves. Includes 1/4" matching wood back.

60" High	Model Number	Description	Wgt.	Price
	V28-6008	60"H X 37"W X 8"D Initial	61	\$1,174
	V21-6008A	60"H X 36"W X 8"D Adder	50	\$792
	V28-6010	60"H X 37"W X 10"D Initial	71	\$1,360
	V21-6010A	60"H X 36"W X 10"D Adder	58	\$908
	V28-6012	60"H X 37"W X 12"D Initial	81	\$1,450
	V21-6012A	60"H X 36"W X 12"D Adder	65	\$970
	V28-6016-SF	60"H X 37"W X 16"D Initial	100	\$1,537
	V21-6016A-SF	60"H X 36"W X 16"D Adder	80	\$1,032

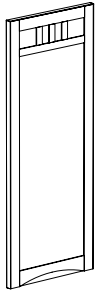
60" High single sided shelving has a wood top and three adjustable shelves. Includes 1/4" matching wood back.

72" High	Model Number	Description	Wgt.	Price
	V28-7208	72"H X 37"W X 8"D Initial	74	\$1,471
	V21-7208A	72"H X 36"W X 8"D Adder	59	\$923
	V28-7210	72"H X 37"W X 10"D Initial	86	\$1,596
	V21-7210A	72"H X 36"W X 10"D Adder	68	\$1,015
	V28-7212	72"H X 37"W X 12"D Initial	99	\$1,698
	V21-7212A	72"H X 36"W X 12"D Adder	78	\$1,082
	V28-7216-SF	72"H X 37"W X 16"D Initial	123	\$1,799
	V21-7216A-SF	72"H X 36"W X 16"D Adder	95	\$1,148

72" High single sided shelving has a wood top and four adjustable shelves. Includes 1/4" matching wood back.

* Steel shelves may be specified for most wood bookcases .
Replace "V" in the model with "SB" (i.e. SB21-4220).

Single Faced Standard Units Continued



84" High	Model Number	Description	Wgt.	Price
	V28-8408	84"H X 37"W X 8"D Initial	81	\$1,550
	V21-8408A	84"H X 36"W X 8"D Adder	66	\$1,002
	V28-8410	84"H X 37"W X 10"D Initial	94	\$1,682
	V21-8410A	84"H X 36"W X 10"D Adder	76	\$1,101
	V28-8412	84"H X 37"W X 12"D Initial	108	\$1,791
	V21-8412A	84"H X 36"W X 12"D Adder	87	\$1,175
	V28-8416-SF	84"H X 37"W X 16"D Initial	135	\$1,899
	V21-8416A-SF	84"H X 36"W X 16"D Adder	107	\$1,250

84" High single sided shelving has an inverted wood cornice top and ten adjustable shelves. Includes 1/4" matching wood back.

90" High	Model Number	Description	Wgt.	Price
	V28-9012	90"H X 37"W X 12"D Initial	117	\$1,933
	V21-9012A	90"H X 36"W X 12"D Adder	95	\$1,277

90" High single sided shelving has an inverted wood cornice top and twelve adjustable shelves. Includes 1/4" matching wood back.

Double Faced Standard Units

30" High	Model Number	Description	Wgt.	Price
	V28-3020	30"H X 37"W X 20"D Initial	81	\$1,235
	V21-3020A	30"H X 36"W X 20"D Adder	68	\$853
	V28-3024	30"H X 37"W X 24"D Initial	92	\$1,313
	V21-3024A	30"H X 36"W X 24"D Adder	76	\$904

30" High double sided shelving has a wood top and two adjustable shelf. Includes 1/4" matching wood back.

30" High Mobile Units	Model Number	Description	Wgt.	Price
	V28-3020-MOB	30"H X 37"W X 20"D Mobile	93	\$1,474
	V28-3024-MOB	30"H X 37"W X 24"D Mobile	104	\$1,550

42" High	Model Number	Description	Wgt.	Price
	V28-4220	42"H X 37"W X 20"D Initial	102	\$1,603
	V21-4220A	42"H X 36"W X 20"D Adder	84	\$1,085
	V28-4224	42"H X 37"W X 24"D Initial	117	\$1,704
	V21-4224A	42"H X 36"W X 24"D Adder	96	\$1,163

42" High double sided shelving has a wood top and four adjustable shelves. Includes 1/4" matching wood back.


42" High Mobile Units	Model Number	Description	Wgt.	Price
	V28-4220-MOB	42"H X 37"W X 20"D Mobile	114	\$1,840
	V28-4224-MOB	42"H X 37"W X 24"D Mobile	129	\$1,944

48" High	Model Number	Description	Wgt.	Price
	V28-4820	48"H X 37"W X 20"D Initial	107	\$1,684
	V21-4820A	48"H X 36"W X 20"D Adder	86	\$1,140
	V28-4824	48"H X 37"W X 24"D Initial	121	\$1,791
	V21-4824A	48"H X 36"W X 24"D Adder	99	\$1,223

48" High double sided shelving has a wood top and four adjustable shelves. Includes 1/4" matching wood back.

48" High Mobile Units	Model Number	Description	Wgt.	Price
	V28-4820-MOB	48"H X 37"W X 20"D Mobile	119	\$1,932
	V28-4824-MOB	48"H X 37"W X 24"D Mobile	133	\$2,043

* Steel shelves may be specified for most wood bookcases .
Replace "V" in the model with "SB" (i.e. SB21-4220).



60" High	Model Number	Description	Wgt.	Price
	V28-6020	60"H X 37"W X 20"D Initial	129	\$2,188
	V21-6020A	60"H X 36"W X 20"D Adder	102	\$1,511
	V28-6024	60"H X 37"W X 24"D Initial	146	\$2,350
	V21-6024A	60"H X 36"W X 24"D Adder	117	\$1,626

60" High double sided shelving has a wood top and six adjustable shelves. Includes 1/4" matching wood back.

72" High	Model Number	Description	Wgt.	Price
	V28-7220	72"H X 37"W X 20"D Initial	154	\$2,642
	V21-7220A	72"H X 36"W X 20"D Adder	119	\$1,717
	V28-7224	72"H X 37"W X 24"D Initial	179	\$2,823
	V21-7224A	72"H X 36"W X 24"D Adder	138	\$1,852

72" High double sided shelving has a wood top and eight adjustable shelves. Includes 1/4" matching wood back.


84" High	Model Number	Description	Wgt.	Price
	V28-8420	84"H X 37"W X 20"D Initial	170	\$2,815
	V21-8420A	84"H X 36"W X 20"D Adder	135	\$1,889
	V28-8424	84"H X 37"W X 24"D Initial	197	\$3,007
	V21-8424A	84"H X 36"W X 24"D Adder	156	\$2,037

84" High double sided shelving has an inverted wood cornice top and ten adjustable shelves. Includes 1/4" matching wood back.

90" High	Model Number	Description	Wgt.	Price
	V28-9024	90"H X 37"W X 24"D Initial	216	\$3,212
	V21-9024A	90"H X 36"W X 24"D Adder	172	\$2,184

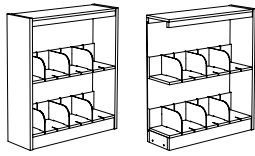
90" High double sided shelving has an inverted wood cornice top and twelve adjustable shelves. Includes 1/4" matching wood back.

* Steel shelves may be specified for most wood bookcases .
Replace "V" in the model with "SB" (i.e. SB21-4220).



Single Faced Picture Book Units

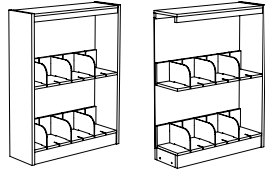
42" High	Model Number	Description	Wgt.	Price
----------	--------------	-------------	------	-------



V28-4212P	42"H X 37"W X 12"D Picture Book Initial	74	\$1,214
V21-4212PA	42"H X 36"W X 12"D Picture Book Adder	63	\$827

42" High single sided shelving has a wood top, one adjustable picture book shelf and one base picture book shelf. Includes 1/4" matching wood back.

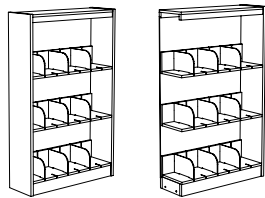
48" High	Model Number	Description	Wgt.	Price
----------	--------------	-------------	------	-------



V28-4812P	48"H X 37"W X 12"D Picture Book Initial	77	\$1,273
V21-4812PA	48"H X 36"W X 12"D Picture Book Adder	64	\$864

48" High single sided shelving has a wood top, one adjustable picture book shelf and one base picture book shelf. Includes 1/4" matching wood back.

60" High	Model Number	Description	Wgt.	Price
----------	--------------	-------------	------	-------

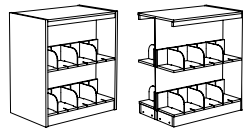


V28-6012P	60"H X 37"W X 12"D Picture Book Initial	96	\$1,692
V21-6012PA	60"H X 36"W X 12"D Picture Book Adder	80	\$1,165

60" High single sided shelving has a wood top, two adjustable picture book shelves and one base picture book shelf. Includes 1/4" matching wood back.

Double Faced Picture Book Units

42" High	Model Number	Description	Wgt.	Price
----------	--------------	-------------	------	-------



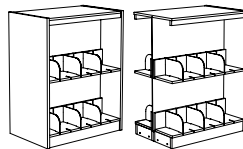
V28-4224P	42"H X 37"W X 24"D Picture Book Initial	136	\$2,020
V21-4224PA	42"H X 36"W X 24"D Picture Book Adder	115	\$1,422

42" High double sided shelving has a wood top, two adjustable picture book shelf and one base picture book shelf per side. Includes 1/4" matching wood back.

42" High Mobile Unit	Model Number	Description	Wgt.	Price
----------------------	--------------	-------------	------	-------

V28-4224P-MOB	42"H X 37"W X 24"D Picture Book Mobile	148	\$2,269
---------------	--	-----	---------

48" High	Model Number	Description	Wgt.	Price
----------	--------------	-------------	------	-------



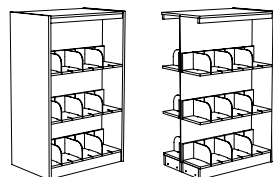
V28-4824P	48"H X 37"W X 24"D Picture Book Initial	142	\$2,110
V21-4824PA	48"H X 36"W X 24"D Picture Book Adder	118	\$1,483

48" High double sided shelving has a wood top, two adjustable picture book shelf and one base picture book shelf. Includes 1/4" matching wood back.

48" High Mobile Unit	Model Number	Description	Wgt.	Price
----------------------	--------------	-------------	------	-------

V28-4824P-MOB	48"H X 37"W X 24"D Picture Book Mobile	154	\$2,369
---------------	--	-----	---------

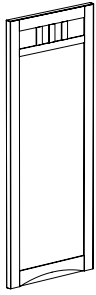
60" High	Model Number	Description	Wgt.	Price
----------	--------------	-------------	------	-------



V28-6024P	60"H X 37"W X 24"D Picture Book Initial	177	\$2,817
V21-6024PA	60"H X 36"W X 24"D Picture Book Adder	147	\$2,014

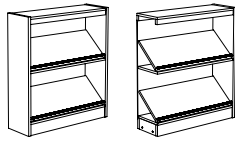
60" High double sided shelving has a wood top, four adjustable picture book shelves and one base picture book shelf. Includes 1/4" matching wood back.

* Steel shelves may be specified for most wood bookcases .
Replace "V" in the model with "SB" (i.e. SB21-4220).



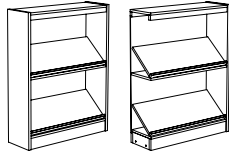
Single Faced Magazine Display Units

42" High	Model Number	Description	Wgt.	Price
	V28-4212MS	42"H X 37"W X 12"D Initial	79	\$1,333
	V21-4212MSA	42"H X 36"W X 12"D Adder	68	\$898



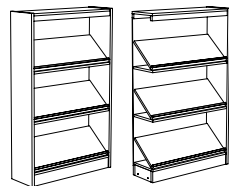
42" High single sided shelving has a wood top, one adjustable flat shelf and two adjustable pivoting magazine display shelves. Includes 1/4" matching wood back.

48" High	Model Number	Description	Wgt.	Price
	V28-4812MS	48"H X 37"W X 12"D Initial	82	\$1,387
	V21-4812MSA	48"H X 36"W X 12"D Adder	70	\$932



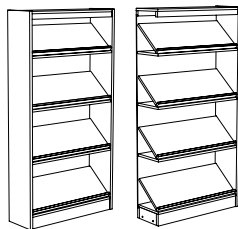
48" High single sided shelving has a wood top, one adjustable flat shelf and two adjustable pivoting magazine display shelves. Includes 1/4" matching wood back.

60" High	Model Number	Description	Wgt.	Price
	V28-6012MS	60"H X 37"W X 12"D Initial	99	\$1,826
	V21-6012MSA	60"H X 36"W X 12"D Adder	82	\$1,269



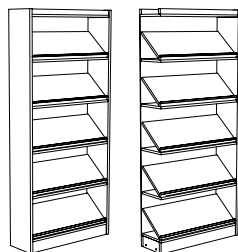
60" High single sided shelving has a wood top, two adjustable flat shelves and three adjustable pivoting magazine display shelves. Includes 1/4" matching wood back.

72" High	Model Number	Description	Wgt.	Price
	V28-7212MS	72"H X 37"W X 12"D Initial	119	\$2,046
	V21-7212MSA	72"H X 36"W X 12"D Adder	103	\$1,488



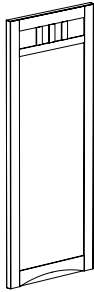
72" High single sided shelving has an inverted wood cornice top and 3 adjustable flat shelves 4 adjustable pivoting magazine display shelves.

84" High	Model Number	Description	Wgt.	Price
	V28-8412MS	84"H X 37"W X 12"D Initial	126	\$2,268
	V21-8412MSA	84"H X 36"W X 12"D Adder	104	\$1,573



84" High single sided shelving has an inverted wood cornice top and 4 adjustable flat shelves 5 adjustable pivoting magazine display shelves.

* Steel shelves may be specified for most wood bookcases .
Replace "V" in the model with "SB" (i.e. SB21-4220).



Double Faced Magazine Display Units

42" High	Model Number	Description	Wgt.	Price
	V28-4224MS	42"H X 37"W X 24"D Initial	134	\$2,182
	V21-4224MSA	42"H X 36"W X 24"D Adder	112	\$1,561

42" High double sided shelving has a wood top two adjustable flat shelves and four adjustable pivoting magazine display shelves. Includes 1/4" matching wood back.

42" High Mobile Unit	Model Number	Description	Wgt.	Price
	V28-4224MS-MOB	42"H X 37"W X 24"D Mobile	147	\$2,382

48" High	Model Number	Description	Wgt.	Price
	V28-4824MS	48"H X 37"W X 24"D Initial	140	\$2,267
	V21-4824MSA	48"H X 36"W X 24"D Adder	115	\$1,620

48" High double sided shelving has a wood top two adjustable flat shelves and four adjustable pivoting magazine display shelves. Includes 1/4" matching wood back.

48" High Mobile Unit	Model Number	Description	Wgt.	Price
	V28-4824MS-MOB	48"H X 37"W X 24"D Mobile	153	\$2,477

60" High	Model Number	Description	Wgt.	Price
	V28-6024MS	60"H X 37"W X 24"D Initial	181	\$3,024
	V21-6024MSA	60"H X 36"W X 24"D Adder	150	\$2,223

60" High double sided shelving has a wood top, four adjustable flat shelves and six adjustable pivoting magazine display shelves. Includes 1/4" matching wood back.


72" High	Model Number	Description	Wgt.	Price
	V28-7224MS	72"H X 37"W X 24"D Initial	225	\$3,465
	V21-7224MSA	72"H X 36"W X 24"D Adder	189	\$2,661

72" High double sided shelving has inverted wood cornice top, six adjustable flat shelves and eight adjustable pivoting magazine display shelves. Includes 1/4" matching wood back.

84" High	Model Number	Description	Wgt.	Price
	V28-8424MS	84"H X 37"W X 24"D Initial	233	\$3,882
	V21-8424MSA	84"H X 36"W X 24"D Adder	191	\$2,831

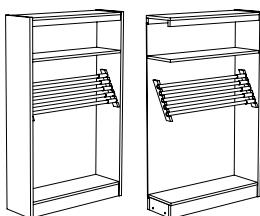
84" High double sided shelving has an inverted wood cornice top, eight adjustable flat shelves and ten adjustable pivoting magazine display shelves. Includes 1/4" matching wood back.

* Steel shelves may be specified for most wood bookcases .
Replace "V" in the model with "SB" (i.e. SB21-4220).



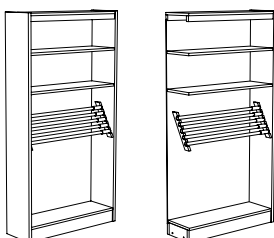
Single Faced Newspaper Display Units

60" High	Model Number	Description	Wgt.	Price
	V28-6012NS	60"H X 37"W X 12"D Initial	77	\$1,442
	V21-6012NSA	60"H X 36"W X 12"D Adder	61	\$919



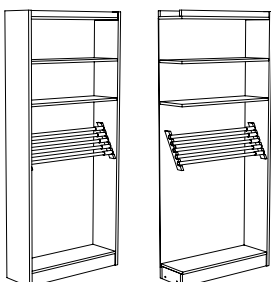
60" High single sided shelving has a wood top, newspaper storage rack with five sticks and one adjustable shelf. Includes 1/4" matching wood back.

72" High	Model Number	Description	Wgt.	Price
	V28-7212NS	72"H X 37"W X 12"D Initial	83	\$1,516
	V21-7212NSA	72"H X 36"W X 12"D Adder	67	\$956




72" High single sided shelving has an inverted cornice wood top, newspaper storage rack with five sticks and two adjustable shelves. Includes 1/4" matching wood back.

84" High	Model Number	Description	Wgt.	Price
	V28-8412NS	84"H X 37"W X 12"D Initial	102	\$1,783
	V21-8412NSA	84"H X 36"W X 12"D Adder	79	\$1,110



84" High single sided shelving has an inverted cornice wood top, newspaper storage rack with five sticks and two adjustable shelves. Includes 1/4" matching wood back.

* Steel shelves may be specified for most wood bookcases .
Replace "V" in the model with "SB" (i.e. SB21-4220).



Single Faced Standard Units

30" High	Model Number	Description	Wgt.	Price
	V29-3008	30"H X 37"W X 8"D Initial	40	\$691
	V21-3008A	30"H X 36"W X 8"D Adder	33	\$452
	V29-3010	30"H X 37"W X 10"D Initial	45	\$804
	V21-3010A	30"H X 36"W X 10"D Adder	37	\$517
	V29-3012	30"H X 37"W X 12"D Initial	51	\$838
	V21-3012A	30"H X 36"W X 12"D Adder	42	\$543

30" High single sided shelving has a select wood top and one adjustable shelf. Includes 1/4" matching wood back.

42" High	Model Number	Description	Wgt.	Price
	V29-4208	42"H X 37"W X 8"D Initial	49	\$883
	V21-4208A	42"H X 36"W X 8"D Adder	41	\$579
	V29-4210	42"H X 37"W X 10"D Initial	55	\$1,032
	V21-4210A	42"H X 36"W X 10"D Adder	47	\$660
	V29-4212	42"H X 37"W X 12"D Initial	64	\$1,087
	V21-4212A	42"H X 36"W X 12"D Adder	53	\$695
	V29-4216-SF	42"H X 37"W X 16"D Initial	79	\$1,142
	V21-4216A-SF	42"H X 36"W X 16"D Adder	64	\$732

42" High single sided shelving has a wood top and two adjustable shelves. Includes 1/4" matching wood back.

48" High	Model Number	Description	Wgt.	Price
	V29-4808	48"H X 37"W X 8"D Initial	52	\$928
	V21-4808A	48"H X 36"W X 8"D Adder	43	\$607
	V29-4810	48"H X 37"W X 10"D Initial	59	\$1,085
	V21-4810A	48"H X 36"W X 10"D Adder	49	\$693
	V29-4812	48"H X 37"W X 12"D Initial	68	\$1,142
	V21-4812A	48"H X 36"W X 12"D Adder	56	\$732
	V29-4816-SF	48"H X 37"W X 16"D Initial	84	\$1,200
	V21-4816A-SF	48"H X 36"W X 16"D Adder	67	\$769

48" High single sided shelving has a wood top and two adjustable shelves. Includes 1/4" matching wood back.


60" High	Model Number	Description	Wgt.	Price
	V29-6008	60"H X 37"W X 8"D Initial	61	\$1,210
	V21-6008A	60"H X 36"W X 8"D Adder	50	\$792
	V29-6010	60"H X 37"W X 10"D Initial	71	\$1,404
	V21-6010A	60"H X 36"W X 10"D Adder	58	\$908
	V29-6012	60"H X 37"W X 12"D Initial	81	\$1,497
	V21-6012A	60"H X 36"W X 12"D Adder	65	\$970
	V29-6016-SF	60"H X 37"W X 16"D Initial	100	\$1,586
	V21-6016A-SF	60"H X 36"W X 16"D Adder	80	\$1,032

60" High single sided shelving has a wood top and three adjustable shelves. Includes 1/4" matching wood back.

72" High	Model Number	Description	Wgt.	Price
	V29-7208	72"H X 37"W X 8"D Initial	75	\$1,521
	V21-7208A	72"H X 36"W X 8"D Adder	59	\$923
	V29-7210	72"H X 37"W X 10"D Initial	87	\$1,650
	V21-7210A	72"H X 36"W X 10"D Adder	68	\$1,015
	V29-7212	72"H X 37"W X 12"D Initial	101	\$1,757
	V21-7212A	72"H X 36"W X 12"D Adder	78	\$1,082
	V29-7216-SF	72"H X 37"W X 16"D Initial	125	\$1,858
	V21-7216A-SF	72"H X 36"W X 16"D Adder	95	\$1,148

72" High single sided shelving has a wood top and four adjustable shelves. Includes 1/4" matching wood back.

* Steel shelves may be specified for most wood bookcases .
Replace "V" in the model with "SB" (i.e. SB21-4220).



84" High	Model Number	Description	Wgt.	Price
	V29-8408	84"H X 37"W X 8"D Initial	82	\$1,599
	V21-8408A	84"H X 36"W X 8"D Adder	66	\$1,002
	V29-8410	84"H X 37"W X 10"D Initial	95	\$1,736
	V21-8410A	84"H X 36"W X 10"D Adder	76	\$1,101
	V29-8412	84"H X 37"W X 12"D Initial	110	\$1,848
	V21-8412A	84"H X 36"W X 12"D Adder	87	\$1,175
	V29-8416-SF	84"H X 37"W X 16"D Initial	137	\$1,959
	V21-8416A-SF	84"H X 36"W X 16"D Adder	107	\$1,250

84" High single sided shelving has an inverted wood cornice top and ten adjustable shelves. Includes 1/4" matching wood back.

90" High	Model Number	Description	Wgt.	Price
	V29-9012	90"H X 37"W X 12"D Initial	119	\$1,995
	V21-9012A	90"H X 36"W X 12"D Adder	95	\$1,277

90" High single sided shelving has an inverted wood cornice top and twelve adjustable shelves. Includes 1/4" matching wood back.

Double Faced Standard Units

30" High	Model Number	Description	Wgt.	Price
	V29-3020	30"H X 37"W X 20"D Initial	81	\$1,277
	V21-3020A	30"H X 36"W X 20"D Adder	68	\$853
	V29-3024	30"H X 37"W X 24"D Initial	92	\$1,356
	V21-3024A	30"H X 36"W X 24"D Adder	76	\$904

30" High double sided shelving has a wood top and two adjustable shelf. Includes 1/4" matching wood back.

30" High Mobile Units	Model Number	Description	Wgt.	Price
	V29-3020-MOB	30"H X 37"W X 20"D Mobile	93	\$1,525
	V29-3024-MOB	30"H X 37"W X 24"D Mobile	104	\$1,603

42" High	Model Number	Description	Wgt.	Price
	V29-4220	42"H X 37"W X 20"D Initial	102	\$1,654
	V21-4220A	42"H X 36"W X 20"D Adder	84	\$1,085
	V29-4224	42"H X 37"W X 24"D Initial	117	\$1,762
	V21-4224A	42"H X 36"W X 24"D Adder	96	\$1,163

42" High double sided shelving has a wood top and four adjustable shelves. Includes 1/4" matching wood back.

42" High Mobile Units	Model Number	Description	Wgt.	Price
	V29-4220-MOB	42"H X 37"W X 20"D Mobile	114	\$1,902
	V29-4224-MOB	42"H X 37"W X 24"D Mobile	129	\$2,010

48" High	Model Number	Description	Wgt.	Price
	V29-4820	48"H X 37"W X 20"D Initial	107	\$1,738
	V21-4820A	48"H X 36"W X 20"D Adder	86	\$1,140
	V29-4824	48"H X 37"W X 24"D Initial	123	\$1,850
	V21-4824A	48"H X 36"W X 24"D Adder	99	\$1,223

48" High double sided shelving has a wood top and four adjustable shelves. Includes 1/4" matching wood back.

48" High Mobile Units	Model Number	Description	Wgt.	Price
	V29-4820-MOB	48"H X 37"W X 20"D Mobile	119	\$1,998
	V29-4824-MOB	48"H X 37"W X 24"D Mobile	133	\$2,111

* Steel shelves may be specified for most wood bookcases .
Replace "V" in the model with "SB" (i.e. SB21-4220).



60" High	Model Number	Description	Wgt.	Price
	V29-6020	60"H X 37"W X 20"D Initial	127	\$2,262
	V21-6020A	60"H X 36"W X 20"D Adder	102	\$1,511
	V29-6024	60"H X 37"W X 24"D Initial	146	\$2,428
	V21-6024A	60"H X 36"W X 24"D Adder	117	\$1,626

60" High double sided shelving has a wood top and six adjustable shelves. Includes 1/4" matching wood back.

72" High	Model Number	Description	Wgt.	Price
	V29-7220	72"H X 37"W X 20"D Initial	167	\$2,737
	V21-7220A	72"H X 36"W X 20"D Adder	119	\$1,717
	V29-7224	72"H X 37"W X 24"D Initial	188	\$2,924
	V21-7224A	72"H X 36"W X 24"D Adder	138	\$1,852

72" High double sided shelving has a wood top and eight adjustable shelves. Includes 1/4" matching wood back.


84" High	Model Number	Description	Wgt.	Price
	V29-8420	84"H X 37"W X 20"D Initial	170	\$2,908
	V21-8420A	84"H X 36"W X 20"D Adder	135	\$1,889
	V29-8424	84"H X 37"W X 24"D Initial	197	\$3,108
	V21-8424A	84"H X 36"W X 24"D Adder	156	\$2,037

84" High double sided shelving has an inverted wood cornice top and ten adjustable shelves. Includes 1/4" matching wood back.

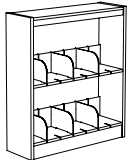
90" High	Model Number	Description	Wgt.	Price
	V29-9024	90"H X 37"W X 24"D Initial	216	\$3,320
	V21-9024A	90"H X 36"W X 24"D Adder	172	\$2,184

90" High double sided shelving has an inverted wood cornice top and twelve adjustable shelves. Includes 1/4" matching wood back.

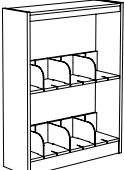
* Steel shelves may be specified for most wood bookcases .
Replace "V" in the model with "SB" (i.e. SB21-4220).



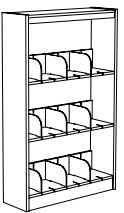
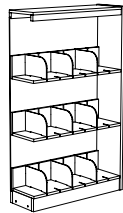
Single Faced Picture Book Units

42" High	Model Number	Description	Wgt.	Price
	V29-4212P	42"H X 37"W X 12"D Picture Book Initial	74	\$1,264
	V21-4212PA	42"H X 36"W X 12"D Picture Book Adder	63	\$827

42" High single sided shelving has a wood top, one adjustable picture book shelf and one base picture book shelf. Includes 1/4" matching wood back.

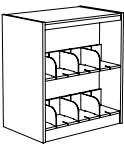
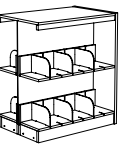
48" High	Model Number	Description	Wgt.	Price
	V29-4812P	48"H X 37"W X 12"D Picture Book Initial	77	\$1,317
	V21-4812PA	48"H X 36"W X 12"D Picture Book Adder	64	\$864

48" High single sided shelving has a wood top, one adjustable picture book shelf and one base picture book shelf. Includes 1/4" matching wood back.

60" High	Model Number	Description	Wgt.	Price
	V29-6012P	60"H X 37"W X 12"D Picture Book Initial	96	\$1,724
	V21-6012PA	60"H X 36"W X 12"D Picture Book Adder	80	\$1,165

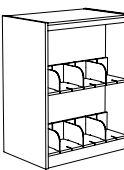
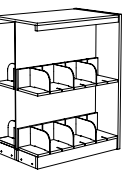
60" High single sided shelving has a wood top, two adjustable picture book shelves and one base picture book shelf. Includes 1/4" matching wood back.

Double Faced Picture Book Units

42" High	Model Number	Description	Wgt.	Price
	V29-4224P	42"H X 37"W X 24"D Picture Book Initial	136	\$2,043
	V21-4224PA	42"H X 36"W X 24"D Picture Book Adder	115	\$1,422

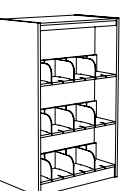
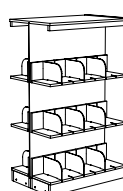
42" High double sided shelving has a wood top, two adjustable picture book shelf and one base picture book shelf per side. Includes 1/4" matching wood back.

42" High Mobile Unit	Model Number	Description	Wgt.	Price
	V29-4224P-MOB	42"H X 37"W X 24"D Picture Book Mobile	148	\$2,283

48" High	Model Number	Description	Wgt.	Price
	V29-4824P	48"H X 37"W X 24"D Picture Book Initial	142	\$2,129
	V21-4824PA	48"H X 36"W X 24"D Picture Book Adder	118	\$1,483

48" High double sided shelving has a wood top, two adjustable picture book shelf and one base picture book shelf. Includes 1/4" matching wood back.

48" High Mobile Unit	Model Number	Description	Wgt.	Price
	V29-4824P-MOB	48"H X 37"W X 24"D Picture Book Mobile	154	\$2,382

60" High	Model Number	Description	Wgt.	Price
	V29-6024P	60"H X 37"W X 24"D Picture Book Initial	176	\$2,835
	V21-6024PA	60"H X 36"W X 24"D Picture Book Adder	147	\$2,014

60" High double sided shelving has a wood top, four adjustable picture book shelves and one base picture book shelf. Includes 1/4" matching wood back.

* Steel shelves may be specified for most wood bookcases .
Replace "V" in the model with "SB" (i.e. SB21-4220).



Single Faced Magazine Display Units

42" High	Model Number	Description	Wgt.	Price
	V29-4212MS	42"H X 37"W X 12"D Initial	79	\$1,287
	21-4212MSA	42"H X 36"W X 12"D Adder	68	\$898

42" High single sided shelving has a wood top, one adjustable flat shelf and two adjustable pivoting magazine display shelves. Includes 1/4" matching wood back.

48" High	Model Number	Description	Wgt.	Price
	V29-4812MS	48"H X 37"W X 12"D Initial	82	\$1,342
	V21-4812MSA	48"H X 36"W X 12"D Adder	70	\$932

48" High single sided shelving has a wood top, one adjustable flat shelf and two adjustable pivoting magazine display shelves. Includes 1/4" matching wood back.

60" High	Model Number	Description	Wgt.	Price
	V29-6012MS	60"H X 37"W X 12"D Initial	99	\$1,795
	V21-6012MSA	60"H X 36"W X 12"D Adder	82	\$1,269

60" High single sided shelving has a wood top, two adjustable flat shelves and three adjustable pivoting magazine display shelves. Includes 1/4" matching wood back.

72" High	Model Number	Description	Wgt.	Price
	V29-7212MS	72"H X 37"W X 12"D Initial	119	\$2,014
	V21-7212MSA	72"H X 36"W X 12"D Adder	103	\$1,488

72" High single sided shelving has an inverted wood cornice top and 3 adjustable flat shelves 4 adjustable pivoting magazine display shelves.

84" High	Model Number	Description	Wgt.	Price
	V29-8412MS	84"H X 37"W X 12"D Initial	126	\$2,245
	V21-8412MSA	84"H X 36"W X 12"D Adder	104	\$1,573

84" High single sided shelving has an inverted wood cornice top and 4 adjustable flat shelves 5 adjustable pivoting magazine display shelves.

* Steel shelves may be specified for most wood bookcases .
Replace "V" in the model with "SB" (i.e. SB21-4220).



Double Faced Magazine Display Units

42" High	Model Number	Description	Wgt.	Price
	V29-4224MS	42"H X 37"W X 24"D Initial	134	\$2,159
	V21-4224MSA	42"H X 36"W X 24"D Adder	112	\$1,561

42" High double sided shelving has a wood top two adjustable flat shelves and four adjustable pivoting magazine display shelves. Includes 1/4" matching wood back.

42" High Mobile Unit	Model Number	Description	Wgt.	Price
	V29-4224MS-MOB	42"H X 37"W X 24"D Mobile	147	\$2,357

48" High	Model Number	Description	Wgt.	Price
	V29-4824MS	48"H X 37"W X 24"D Initial	140	\$2,246
	V21-4824MSA	48"H X 36"W X 24"D Adder	115	\$1,620

48" High double sided shelving has a wood top two adjustable flat shelves and four adjustable pivoting magazine display shelves. Includes 1/4" matching wood back.

48" High Mobile Unit	Model Number	Description	Wgt.	Price
	V29-4824MS-MOB	48"H X 37"W X 24"D Mobile	153	\$2,457

60" High	Model Number	Description	Wgt.	Price
	V29-6024MS	60"H X 37"W X 24"D Initial	181	\$3,024
	V21-6024MSA	60"H X 36"W X 24"D Adder	150	\$2,223

60" High double sided shelving has a wood top, four adjustable flat shelves and six adjustable pivoting magazine display shelves. Includes 1/4" matching wood back.

72" High	Model Number	Description	Wgt.	Price
	V29-7224MS	72"H X 37"W X 24"D Initial	225	\$3,465
	V21-7224MSA	72"H X 36"W X 24"D Adder	189	\$2,661

72" High double sided shelving has inverted wood cornice top, six adjustable flat shelves and eight adjustable pivoting magazine display shelves. Includes 1/4" matching wood back.

84" High	Model Number	Description	Wgt.	Price
	V29-8424MS	84"H X 37"W X 24"D Initial	233	\$3,904
	V21-8424MSA	84"H X 36"W X 24"D Adder	191	\$2,831

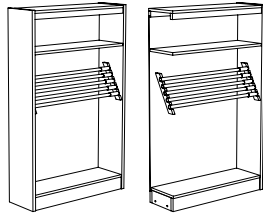
84" High double sided shelving has an inverted wood cornice top, eight adjustable flat shelves and ten adjustable pivoting magazine display shelves. Includes 1/4" matching wood back.

* Steel shelves may be specified for most wood bookcases .
Replace "V" in the model with "SB" (i.e. SB21-4220).



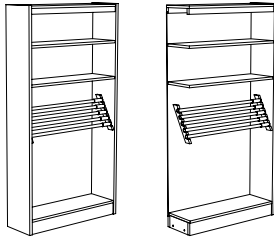
Single Faced Newspaper Display Units

60" High	Model Number	Description	Wgt.	Price
	V29-6012NS	60"H X 37"W X 12"D Initial	77	\$1,442
	V21-6012NSA	60"H X 36"W X 12"D Adder	61	\$919



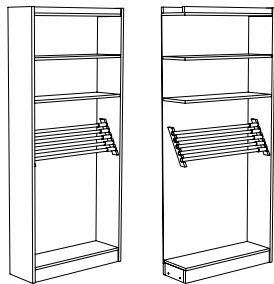
60" High single sided shelving has a wood top, newspaper storage rack with five sticks and one adjustable shelf. Includes 1/4" matching wood back.

72" High	Model Number	Description	Wgt.	Price
	V29-7212NS	72"H X 37"W X 12"D Initial	83	\$1,516
	V21-7212NSA	72"H X 36"W X 12"D Adder	67	\$956



72" High single sided shelving has an inverted cornice wood top, newspaper storage rack with five sticks and two adjustable shelves. Includes 1/4" matching wood back.


84" High	Model Number	Description	Wgt.	Price
	V29-8412NS	84"H X 37"W X 12"D Initial	102	\$1,783
	V21-8412NSA	84"H X 36"W X 12"D Adder	79	\$1,110



84" High single sided shelving has an inverted cornice wood top, newspaper storage rack with five sticks and two adjustable shelves. Includes 1/4" matching wood back.

* Steel shelves may be specified for most wood bookcases .
Replace "V" in the model with "SB" (i.e. SB21-4220).

Puzzle



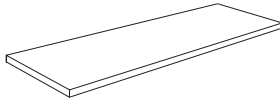
Puzzle

Puzzle-themed shelving units can be created by applying the "Puzzle Applique" to the end panels of your choice of Bookmark, Twist or Malibu Designer Line shelf starter units. Please use Puzzle Applique model number PZAPPL-E8 for single faced units and PZAPPL-ABCD17 for Double-faced units. Please indicate that you want Puzzle Appliques and provide model number and laminate choices when ordering.

Please indicate your choice of laminate for each of the puzzle pieces A, B, C and D. See pricing below.

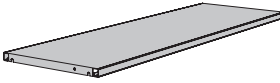
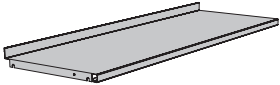
Puzzle Applique	Model Number	Description	Wgt.	Price
	PZAPPL-ABCD17	17" W X 17.5" HPL H Applique, 4 puzzle pieces		\$256
	PZAPPL-E8	8" W X 8" H HPL Applique, 1 puzzle piece		\$128

Standard Individual Adjustable Shelves



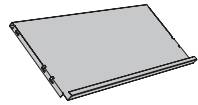
Wood Bookcase	Model Number	Description	Wgt.	Price
	21-08SH-S	8"D X 34-15/16"W Solid Wood Bookcase Shelf	6	\$80
	21-10SH-S	10"D X 34-15/16"W Solid Wood Bookcase Shelf	7	\$87
	21-12SH-S	12"D X 34-15/16"W Solid Wood Bookcase Shelf	8	\$92
	21-16SH-S	16"D X 34-15/16"W Solid Wood Bookcase Shelf	11	\$102
	V21-08SH-S	8"D X 34-15/16"W Veneer Core Wood Bookcase Shelf	6	\$80
	V21-10SH-S	10"D X 34-15/16"W Veneer Core Wood Bookcase Shelf	7	\$87
	V21-12SH-S	12"D X 34-15/16"W Veneer Core Wood Bookcase Shelf	8	\$92
	V21-16SH-S	16"D X 34-15/16"W Veneer Core Wood Bookcase Shelf	11	\$102

Steel Bookcase



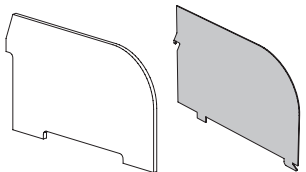
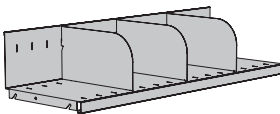
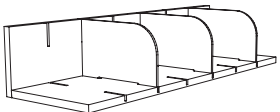
Steel Bookcase	Model Number	Description	Wgt.	Price
	SB21-08SH-S	8"D X 34-15/16"W Standard Steel Bookcase Shelf	7	\$80
	SB21-10SH-S	10"D X 34-15/16"W Standard Steel Bookcase Shelf	9	\$87
	SB21-12SH-S	12"D X 34-15/16"W Standard Steel Bookcase Shelf	10	\$92
	SB21-16SH-S	16"D X 34-15/16"W Standard Steel Bookcase Shelf	14	\$102
	S21-08SH-S	8"D X 34-15/16"W Flat Steel Bookcase Shelf	7	\$80
	S21-10SH-S	10"D X 34-15/16"W Flat Steel Bookcase Shelf	9	\$87
	S21-12SH-S	12"D X 34-15/16"W Flat Steel Bookcase Shelf	10	\$92
	S21-16SH-S	16"D X 34-15/16"W Flat Steel Bookcase Shelf	14	\$102

Magazine Display



Magazine Display	Model Number	Description	Wgt.	Price
	21-12SH-MAG	Standard Wood Pivoting Magazine Shelf	10	\$136
	S21-12SH-MAG	Standard Steel Pivoting Magazine Shelf	11	\$136

Picture Book



Picture Book	Model Number	Description	Wgt.	Price
	21-12SH-PB	Standard Wood Picture Book Shelf	15	\$178
	S21-12SH-PB	Standard Steel Picture Book Shelf	16	\$178

	21-12SH-PB-DIV	Standard Wood Picture Book Divider	0.5	\$15
	S21-12SH-PB-DIV	Standard Steel Picture Book Divider	0.5	\$15

This page intentionally left blank

General Specifications - Curved Wood Shelving

End and intermediate panels: are 1" veneer core hardwood plywood with grade "A" oak veneer face with a 3mm solid red oak banding.

Adjustable shelves: are 1" veneer core hardwood plywood with grade "A" oak veneer face with a 3mm solid red oak banding.

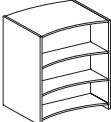
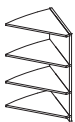

Shelves: are 1" veneer core hardwood plywood with grade "A" oak veneer face with a 3mm solid red oak banding. Bottom shelf and top are 1" three-ply construction with grade "A" oak veneer face and 3mm solid red oak banding. Optional laminate tops are available, contact the factory for details. Load-locking shelf pins create strong, stable construction while maintaining adjustable flexibility.


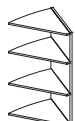

Backs: are 1/4" plywood with grade "A" oak veneer.

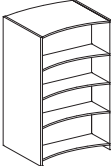
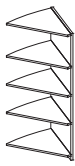
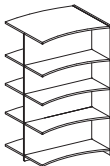
Starter units: are one complete bookcase or the beginning of a run; they include two end panels, a top, and a back.

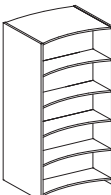


Adder units: can be added to starter units to create a solid run of shelving; they include one intermediate panel, a top, and a back.

Mobile units: are comprised of 1 curved starter, 1 curved wedge adder and 1 curved adder units. They are constructed on a continuous base shelf of 1" three-ply construction with grade "A" oak veneer face and 3mm solid red oak banding and a continuous top shelf of 1" veneer core hardwood plywood with grade "A" oak veneer face with a 3mm solid red oak banding. Mobile units are fitted with (7) 2" locking casters.

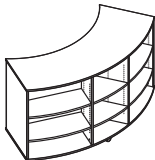
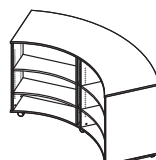
42" High	Model Number	Description	Wgt.	List Price
	91-4229	42" H Double sided curved starter	100	\$1,855
	91-4229A	42" H Double sided curved adder	84	\$1,660
	91-4229WA	42" H Double sided curved wedge adder	55	\$936

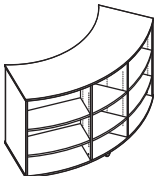
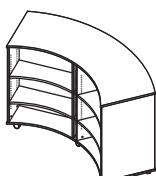
48" High	Model Number	Description	Wgt.	List Price
	91-4829	48" H Double sided curved starter	121	\$1,855
	91-4829A	48" H Double sided curved adder	99	\$1,660
	91-4829WA	48" H Double sided curved wedge adder	70	\$936

60" High	Model Number	Description	Wgt.	List Price
	91-6029	60" H Double sided curved starter	125	\$2,259
	91-6029A	60" H Double sided curved adder	102	\$1,991
	91-6029WA	60" H Double sided curved wedge adder	85	\$1,196

72" High	Model Number	Description	Wgt.	List Price
	91-7229	72" H Double sided curved starter	151	\$2,629
	91-7229A	72" H Double sided curved adder	119	\$2,294
	91-7229WA	72" H Double sided wedge adder	100	\$1,444

Mobile Roundhouse Units

42" High	Model Number	Description	Wgt.	List Price
	91-4229-SWA-MOB-CT	42" H Double sided curved unit, mobile, continuous top	240	\$4,752
				

48" High	Model Number	Description	Wgt.	List Price
	91-4829-SWA-MOB-CT	48" H Double sided curved unit, mobile, continuous top	290	\$4,752
				

* All pricing is for Oak; Maple is available for an upcharge

General Specifications – Veneer Option

End/Intermediate Panels: All end and intermediate panels are un-detailed 1" nine ply hardwood plywood with premium grade "A" oak or maple veneer on both faces; exposed edges are banded with 1/8" solid oak or maple with edges and corners radiused 1/8". All panels permit shelf adjustment on 32mm increments. Intermediate panel is machined on both faces. Threaded 5/16-18 metal inserts are embedded into the top and the bottom of the starter panels to facilitate attachment brackets for mounting of the top panel and base shelf. One (1) mobile curved shelving unit is constructed of two (2) end panels and one (1) intermediate panel.

Top: The 60° curved top panel is 1" thick nine ply hardwood plywood with select oak or maple veneer face. The edges are banded with 1/8" solid oak or maple. The back edge of the panel is dadoed to contain the curved back panel. The top is attached with mounting brackets.

Base: The 60° curved base is veneer core 1" nine ply hardwood plywood with premium grade "A" oak or maple veneer; exposed edges are banded with 1/8" solid oak or maple with edges and corners radiused 1/8". The back edge of the base is dadoed to contain the curved back panel. The base is fastened to the vertical panels with mounting brackets. 75mm locking casters are bolted to the bottom of the base using 5/16" - 18 machine bolts. Casters are located at the four corners and at the midpoint of the convex curved edge of the base.

Adjustable Shelves: The 30° curved adjustable shelves are veneer core 1" nine ply hardwood plywood with premium grade "A" oak or maple veneer; exposed edges are banded with 1/8" solid oak or maple with edges and corners radiused 1/8". They are bored in 4 locations on the underside to accept seismically rated shelf pins.

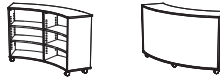
Back Panel: Curved engineered wood backs are 1/4" thick with premium grade "A" oak or maple veneer on both faces (DFT) or curved 14-gauge perforated powder coated steel panel (DFTS).

Note: DRIFT (DFT) models ship assembled except for DFTS-XXX -MOB-KD models, which ship knocked down.

Wood Panel Back - Ships Assembled	Model Number	Description	Wgt.	List Price
-----------------------------------	--------------	-------------	------	------------

Maple

Concave Shelving (Shelves on Inner Curve)



DFT-4218V-M-MOB	42"H x 18"D x 60"W	Maple Inner Curve Assembled	100	\$3,851
DFT-4818V-M-MOB	48"H x 18"D x 60"W	Maple Inner Curve Assembled	128	\$3,851

Convex Shelving (Shelves on Outer Curve)



DFT-4218X-M-MOB	42"H x 18"D x 60"W	Maple Outer Curve Assembled	100	\$3,851
DFT-4818X-M-MOB	48"H x 18"D x 60"W	Maple Outer Curve Assembled	128	\$3,851

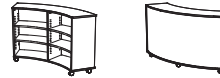
Straight Shelving (Shelves on one side)



DFT-4218S-M-MOB	42"H x 18"D x 42"W	Maple Straight Assembled	100	\$3,010
DFT-4818S-M-MOB	48"H x 18"D x 42"W	Maple Straight Assembled	100	\$3,010

Oak

Concave Shelving (Shelves on Inner Curve)



DFT-4218V-O-MOB	42"H x 18"D x 60"W	Oak Inner Curve Assembled	100	\$3,673
DFT-4818V-O-MOB	48"H x 18"D x 60"W	Oak Inner Curve Assembled	128	\$3,673

Convex Shelving (Shelves on Outer Curve)



DFT-4218X-O-MOB	42"H x 18"D x 60"W	Oak Outer Curve Assembled	100	\$3,673
DFT-4818X-O-MOB	48"H x 18"D x 60"W	Oak Outer Curve Assembled	128	\$3,673

Straight Shelving (Shelves on one side)



DFT-4218S-O-MOB	42"H x 18"D x 42"W	Oak Straight Assembled	100	\$2,830
DFT-4818S-O-MOB	48"H x 18"D x 42"W	Oak Straight Assembled	100	\$2,830

Perforated Metal Panel Back - Ships Assembled

Maple	Model Number	Description	Wgt.	List Price
-------	--------------	-------------	------	------------

Concave Shelving (Shelves on Inner Curve)



DFTS-4218V-M-MOB	42"H x 18"D x 60"W	Maple Inner Curve Assembled	100	\$2,930
DFTS-4818V-M-MOB	48"H x 18"D x 60"W	Maple Inner Curve Assembled	128	\$2,930

Convex Shelving (Shelves on Outer Curve)









DFTS-4218X-M-MOB	42"H x 18"D x 60"W	Maple Outer Curve Assembled	100	\$2,930
DFTS-4818X-M-MOB	48"H x 18"D x 60"W	Maple Outer Curve Assembled	128	\$2,930

Straight Shelving (Shelves on one side)



DFTS-4218S-M-MOB	42"H x 18"D x 42"W	Maple Straight Assembled	100	\$2,089
DFTS-4818S-M-MOB	48"H x 18"D x 42"W	Maple Straight Assembled	100	\$2,089

Perforated Metal Panel Back - Ships Assembled				
Oak	Model Number	Description	Wgt.	List Price
Concave Shelving (Shelves on Inner Curve)				
	DFTS-4218V-0-MOB	42"H x 18"D x 60"W Oak Inner Curve Assembled	100	\$2,789
	DFTS-4818V-0-MOB	48"H x 18"D x 60"W Oak Inner Curve Assembled	128	\$2,789
Convex Shelving (Shelves on Outer Curve)				
	DFTS-4218X-0-MOB	42"H x 18"D x 60"W Oak Outer Curve Assembled	100	\$2,789
	DFTS-4818X-0-MOB	48"H x 18"D x 60"W Oak Outer Curve Assembled	128	\$2,789
Straight Shelving (Shelves on one side)				
	DFTS-4218S-0-MOB	42"H x 18"D x 42"W Oak Straight Assembled	100	\$1,984
	DFTS-4818S-0-MOB	48"H x 18"D x 42"W Oak Straight Assembled	100	\$1,984

General Specifications – High Pressure Laminate (HPL) Option

End/Intermediate Panels: All end and intermediate panels are un-detailed 1" engineered wood with high pressure laminate on both faces; exposed edges are banded with 3mm PVC with edges and corners radiused 1/8". All panels permit shelf adjustment on 32mm increments. Intermediate panel is machined on both faces. Threaded 5/16-18 metal inserts are embedded into the top and the bottom of the starter panels to facilitate attachment brackets for mounting of the top panel and base shelf. One (1) mobile curved shelving unit is constructed of two (2) end panels and one (1) intermediate panel.

Top: The 60° curved top panel is 1" thick engineered with high pressure laminate faces. The edges are banded with 3mm PVC. The back edge of the panel is dadoed to contain the curved back panel. The top is attached with mounting brackets.

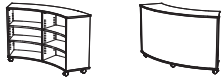


Base: The 60° curved base is 1" thick engineered wood with a high pressure laminate face and a .030 phenolic backer; exposed edges are banded with 3mm PVC with edges and

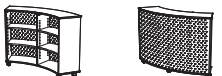


corners radiused 1/8". The back edge of the base is dadoed to contain the curved back panel. The base is fastened to the vertical panels with mounting brackets. 75mm locking casters are bolted to the bottom of the base using 5/16" - 18 machine bolts. Casters are located at the four corners and at the midpoint of the convex curved edge of the base.

Adjustable Shelves: The 30° curved adjustable shelves are veneer core 1" nine ply hardwood plywood with high pressure laminate faces; exposed edges are banded with 3mm PVC with edges and corners radiused 1/8". They are bored in 4 locations on the underside to accept seismically rated shelf pins.

Back Panel: Engineered wood backs are 1/4" thick with high pressure laminate on both faces (DFT) or curved 14-gauge perforated powder coated steel panel (DFTS).

Note: DRIFT (DFT) models ship assembled except for DFTS-XXX -MOB-KD models, which ship knocked down.

Wood Back Panel - Ships Assembled				
High Pressure Laminate	Model Number	Description	Wgt.	List Price
Concave Shelving (Shelves on Inner Curve)				
	DFT-4218V-L-MOB	42"H x 18"D x 60"W HPL Inner Curve Assembled	100	\$3,230
	DFT-4818V-L-MOB	48"H x 18"D x 60"W HPL Inner Curve Assembled	128	\$3,230
Convex Shelving (Shelves on Outer Curve)				
	DFT-4218X-L-MOB	42"H x 18"D x 60"W HPL Outer Curve Assembled	100	\$3,230
	DFT-4818X-L-MOB	48"H x 18"D x 60"W HPL Outer Curve Assembled	128	\$3,230
Straight Shelving (Shelves on one side)				
	DFT-4218S-L-MOB	42"H x 18"D x 42"W HPL Straight Assembled	100	\$2,389
	DFT-4818S-L-MOB	48"H x 18"D x 42"W HPL Straight Assembled	100	\$2,389

Perforated Metal Back Panel - Ship Assembled				
High Pressure Laminate	Model Number	Description	Wgt.	List Price
Concave Shelving (Shelves on Inner Curve)				
	DFTS-4218V-L-MOB	42"H x 18"D x 60"W HPL Inner Curve Assembled	100	\$2,405
	DFTS-4818V-L-MOB	48"H x 18"D x 60"W HPL Inner Curve Assembled	128	\$2,405
Convex Shelving (Shelves on Outer Curve)				
	DFTS-4218X-L-MOB	42"H x 18"D x 60"W HPL Outer Curve Assembled	100	\$2,405
	DFTS-4818X-L-MOB	48"H x 18"D x 60"W HPL Outer Curve Assembled	128	\$2,405
Straight Shelving (Shelves on one side)				
	DFTS-4218S-L-MOB	42"H x 18"D x 42"W HPL Straight Assembled	100	\$1,563
	DFTS-4818S-L-MOB	48"H x 18"D x 42"W HPL Straight Assembled	100	\$1,563

General Specifications – Thermally Fused Laminate (TFL) Option

End/Intermediate Panels: All end and intermediate panels are un-detailed 1" engineered wood with thermally fused laminate on both faces; exposed edges are banded with 3mm PVC with edges and corners radiused 1/8". All panels permit shelf adjustment on 32mm increments. Intermediate panel is machined on both faces. Threaded 5/16-18 metal inserts are embedded into the top and the bottom of the starter panels to facilitate attachment brackets for mounting of the top panel and base shelf. One (1) mobile curved shelving unit is constructed of two (2) end panels and one (1) intermediate panel.







Top: The 60° curved top panel is 1" thick engineered with thermally fused laminate faces. The edges are banded with 3mm PVC. The back edge of the panel is dadoed to contain the curved back panel. The top is attached with mounting brackets.

Base: The 60° curved base is 1" thick engineered wood with thermally fused laminate face and a .030 phenolic backer; exposed edges are banded with 3mm PVC with edges and corners radiused 1/8". The back edge of the base is dadoed to contain the curved back panel. The base is fastened to the vertical panels with mounting brackets. Five (5) 75mm locking casters are bolted to the bottom of the base using 5/16" - 18 machine bolts. Casters are located at the four corners and at the midpoint of the convex curved edge of the base.

Adjustable Shelves: The 30° curved adjustable shelves are 1" thick engineered wood core with thermally fused laminate faces; exposed edges are banded with 3mm PVC with edges and corners radiused 1/8". They are bored in 4 locations on the underside to accept seismically rated shelf pins.

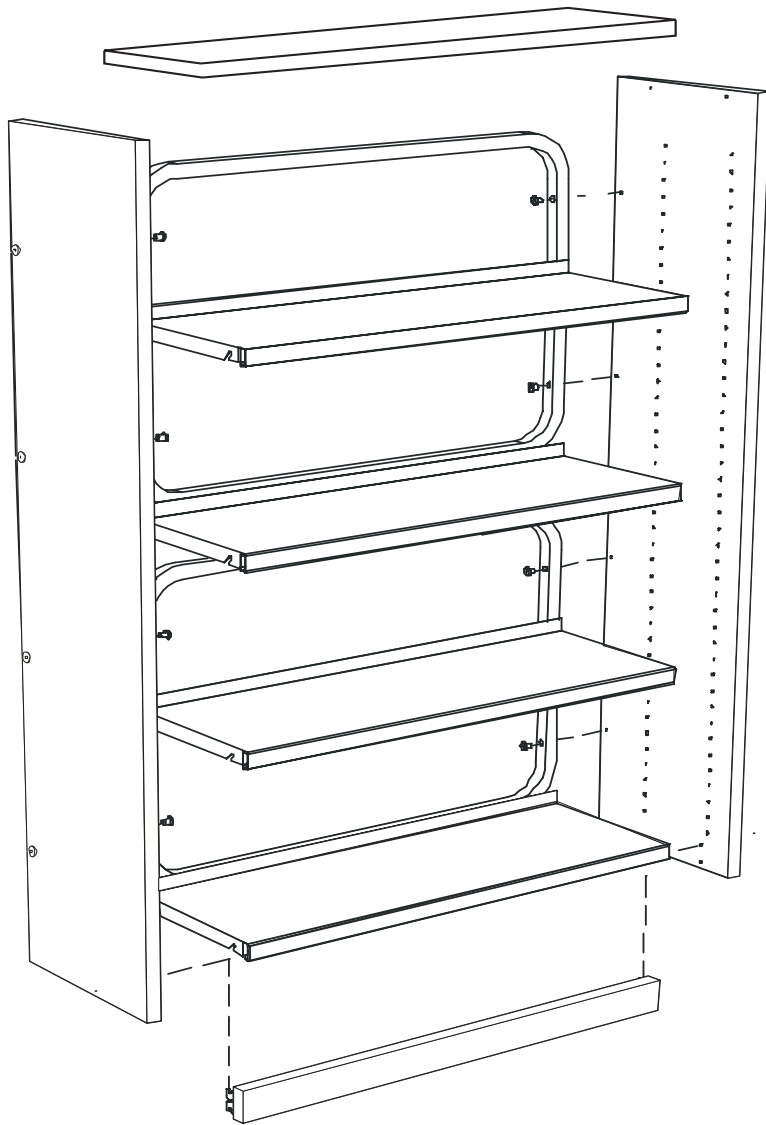
Curved Back Panel: Curved 14-gauge perforated powder coated steel panel (DFTS).

Note: DRIFT models ship assembled except for DFTS-XXX -MOB-KD models, which ship knocked down.

Perforated Metal Back Panel - Ship Assembled				
Melamine (TFL)	Model Number	Description	Wgt.	List Price
Concave Shelving (Shelves on Inner Curve)				
	DFTS-4218V-T-MOB	42"H x 18"D x 60"W TFL Inner Curve Assembled	100	\$1,969
	DFTS-4818V-T-MOB	48"H x 18"D x 60"W TFL Inner Curve Assembled	128	\$1,969
Convex Shelving (Shelves on Outer Curve)				
	DFTS-4218X-T-MOB	42"H x 18"D x 60"W TFL Outer Curve Assembled	100	\$1,969
	DFTS-4818X-T-MOB	48"H x 18"D x 60"W TFL Outer Curve Assembled	128	\$1,969
Straight Shelving (Shelves on one side)				
	DFTS-4218S-T-MOB	42"H x 18"D x 42"W TFL Straight Assembled	100	\$1,279
	DFTS-4818S-T-MOB	48"H x 18"D x 42"W TFL Straight Assembled	100	\$1,279

31 Series Steel Frame Construction

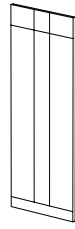
Steel Frame Construction Shelving



Typical Steel Frame Construction Bookcase Assembly



Bookmark




Metro



Twist



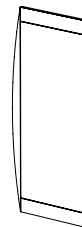
Lexington



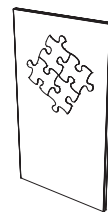
Charleston



Heritage



Malibu



Puzzle

mediatechnologies®

General Specifications - 31 Series Bookcases with Oak Veneer End Panels

End/Intermediate Panels: All end and intermediate panels are 1" thick veneer core with premium grade "A" oak veneer on both faces. All exposed edges are banded with 1/8" solid red oak with edges and corners radiused 1/8". The panels are bored to permit shelf adjustment on 32mm increments, (approximately 1-1/4"). The intermediate panels are machined on both faces. End panels are through bored for attachment to the steel structural frames. Intermediate panels are undetailed. End panels may be specified with design details - see Design Line End Panels for 31-Series Shelving on the following page.

Steel structural frames: Structural frames are welded 1" square 18 ga. steel tubing bent and welded to form a continuous frame with radiused corners and bored to accept 1/4" -20 connector bolt hardware for attachment to the end and intermediate panels. Black powder coat finish is standard. NOTE: Mobile 31 Series units use a non-radiused steel tube frame with 14 gauge steel gussets.

Top: The top panel is 1" thick veneer core with select oak veneer face. The front edge is banded with 1/8" solid red oak. The top is attached with locking cam fasteners. Laminate tops are also available.

Toe Plates: A 1" D x 2-1/2" H toe sits below and slightly behind the front of the bottom shelf. Toes are constructed of hardwood plywood and attached to the side panels with steel brackets and screws. Toes are included with each bookcase - one toe with each single faced unit and two with each double faced unit.

Mobile Toe Assembly: The standard toe plate is replaced with a full toe frame on each side of a double faced unit. A steel chassis is fit to the inside of the toe assembly. Casters are bolted to the chassis with 1/4"-20 bolts and nylon insert lock nuts and the entire assembly is attached to the end panels with 5/16"-18 machine bolts. The steel chassis provides formed flanges under the toe and end panels for extra support. The casters are 2" diameter, nonlocking. The mobile bookcase sits 1/2" off the floor.

Adjustable Steel Shelves: 18 ga. steel shelves have a 1-1/4" deep triple bent edge and a 1-1/4" tall bookstop lip in the rear. Angled slots in the turned down side flanges allow the shelves to mount on 5mm adjustable shelf pins. Shelf pins have a collar that prevents them being removed without first removing the shelf. Bookcases 60" tall or taller use two fixed shelves per run. Fixed shelves are identical to adjustable shelves and are secured with 6mm euro-screws which use the same 5mm line holes as the adjustable shelf pins. Nominal 10" and 12" deep shelving uses 9" or 11" deep shelves respectively; dimension shown in following descriptions is full case depth. Shelves are finished with a durable powder coat. Standard powder coat color is black unless otherwise specified.

General Specifications - 31 Series Bookcases with High-Pressure Laminate End Panels

End/Intermediate Panels: All end and intermediate panels are 1" thick particle board with high-pressure laminate on both faces. All exposed edges are banded with 3mm PVC edges. The panels are bored to permit shelf adjustment on 32mm increments, (approximately 1-1/4"). The intermediate panels are machined on both faces. End panels are through bored for attachment to the steel structural frames. End and intermediate panels are undetailed.

Steel structural frames: Structural frames are welded 1" square 18 ga. steel tubing bent and welded to form a continuous frame with radiused corners and bored to accept 1/4" -20 connector bolt hardware for attachment to the end and intermediate panels. Black powder coat finish is standard. NOTE: Mobile 31 Series units use a non-radiused steel tube frame with 14 gauge steel gussets.

Top: The top panel is 1" thick particle board with a high-pressure laminate face. The front edge is banded with 3mm PVC. The top is attached with locking cam fasteners.

Toe Plates: A 1" D x 2-1/2" H toe sits below and slightly behind the front of the bottom shelf. Toes are constructed of particle board and attached to the side panels with steel brackets and screws. Toes are included with each bookcase - one toe with each single faced unit and two with each double faced unit.

General Specifications - 31 Series Bookcases with High-Pressure Laminate End Panels

End/Intermediate Panels: All end and intermediate panels are 1" thick particle board with high-pressure laminate on both faces. All exposed edges are banded with 3mm PVC edges. The panels are bored to permit shelf adjustment on 32mm increments, (approximately 1-1/4"). The intermediate panels are machined on both faces. End panels are through bored for attachment to the steel structural frames. End and intermediate panels are undetailed.

Steel structural frames: Structural frames are welded 1" square 18 ga. steel tubing bent and welded to form a continuous frame with radiused corners and bored to accept 1/4" -20 connector bolt hardware for attachment to the end and intermediate panels. Black powder coat finish is standard. NOTE: Mobile 31 Series units use a non-radiused steel tube frame with 14 gauge steel gussets.

Top: The top panel is 1" thick particle board with a high-pressure laminate face. The front edge is banded with 3mm PVC. The top is attached with locking cam fasteners.

Toe Plates: A 1" D x 2-1/2" H toe sits below and slightly behind the front of the bottom shelf. Toes are constructed of particle board and attached to the side panels with steel brackets and screws. Toes are included with each bookcase - one toe with each single faced unit and two with each double faced unit.


Mobile Toe Assembly: The standard toe plate is replaced with a full toe frame on each side of a double faced unit. A steel chassis is fit to the inside of the toe assembly. Casters are bolted to the chassis with 1/4"-20 bolts and nylon insert lock nuts and the entire assembly is attached to the end panels with 5/16"-18 machine bolts. The steel chassis provides formed flanges under the toe and end panels for extra support. The casters are 2" diameter, nonlocking. The mobile bookcase sits 1/2" off the floor.

Adjustable Steel Shelves: 18 ga. steel shelves have a 1-1/4" deep triple bent edge and a 1-1/4" tall bookstop lip in the rear. Angled slots in the turned down side flanges allow the shelves to mount on 5mm adjustable shelf pins. Shelf pins have a collar that prevents them being removed without first removing the shelf. Bookcases 60" tall or taller use two fixed shelves per run. Fixed shelves are identical to adjustable shelves and are secured with 6mm euro-screws which use the same 5mm line holes as the adjustable shelf pins. Nominal 10" and 12" deep shelving uses 9" or 11" deep shelves respectively; dimension shown in following descriptions is full case depth. Shelves are finished with a durable powder coat. Standard powder coat color is black unless otherwise specified.

Mobile Toe Assembly: The standard toe plate is replaced with a full toe frame on each side of a double faced unit. A steel chassis is fit to the inside of the toe assembly. Casters are bolted to the chassis with 1/4"-20 bolts and nylon insert lock nuts and the entire assembly is attached to the end panels with 5/16"-18 machine bolts. The steel chassis provides formed flanges under the toe and end panels for extra support. The casters are 2" diameter, nonlocking. The mobile bookcase sits 1/2" off the floor.

Adjustable Steel Shelves: 18 ga. steel shelves have a 1-1/4" deep triple bent edge and a 1-1/4" tall bookstop lip in the rear. Angled slots in the turned down side flanges allow the shelves to mount on 5mm adjustable shelf pins. Shelf pins have a collar that prevents them being removed without first removing the shelf. Bookcases 60" tall or taller use two fixed shelves per run. Fixed shelves are identical to adjustable shelves and are secured with 6mm euro-screws which use the same 5mm line holes as the adjustable shelf pins. Nominal 10" and 12" deep shelving uses 9" or 11" deep shelves respectively; dimension shown in following descriptions is full case depth. Shelves are finished with a durable powder coat. Standard powder coat color is black unless otherwise specified.

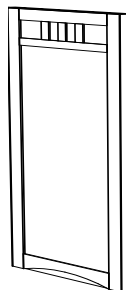
Design Line Veneer End Panels for 31-Series Shelving



Bookmark: A panel without any addition detail. This is the default 31-Series end panel.

Model Number Example:

31-4212 Starter
31-4212A Adder



Charleston: 2-1/2" wide oak overlay stiles and rails on a 1" thick panel. End panels 20" and wider have an applied 1/4" oak overlay rail set 4" below the top rail with (3) mullions running between it and the top rail.

Model Number Example:


38-4212 Starter
31-4212A Adder



Metro: Detailed with 1/8" deep x 1/8" wide grooves, painted black.

Model Number Example:

33-4212 Starter
31-4212A Adder



Heritage: 1/4" thick decorative solid oak mission style detail pieces are applied to the outside face. The panel and details are edged with 1/8" solid oak edgeband.

Model Number Example:

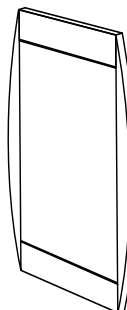
39-4212 Starter
31-4212A Adder



Twist: end panel tops are machined to an arc. The 2-1/2" diameter routed detail is routed 1/8" x 1/8" deep and painted black. The single sided panels do not receive any routed detail.

Model Number Example:


36-4212 Starter
31-4212A Adder



Malibu: Vertical edges of panel are bowed out to a maximum of an additional 3" width on each side. Detail includes top and bottom laminate inlay and 1/8" deep x 1/8" wide grooves, painted black vertical lines.

Model Number Example:

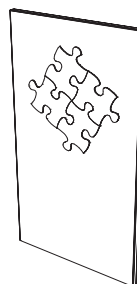
32-4212 Starter
31-4212A Adder



Lexington: 1/4" thick decorative solid oak arched rail-and-stile detail pieces are applied to the outside face. The panel and details are edged with 1/8" solid oak edgeband.

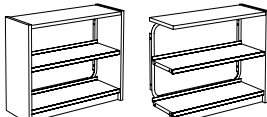
Model Number Example:

37-4212 Starter
31-4212A Adder

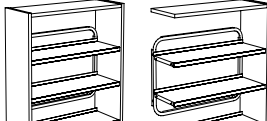


Puzzle: A Puzzle detail applique can be added to Bookmark, Malibu and Twist end panels **See page 142 for details.**

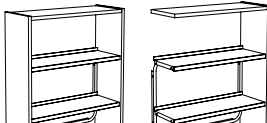
Note: Design Line end panels are not available for high-pressure laminate or melamine 31-Series bookcase models.

Single Faced Standard Units	Description	Wgt.	Oak Veneer		High-Pressure Laminate		Melamine	
			Part Number	List Price	Part Number	List Price	Part Number	List Price
	30"H x 37"W x 10-1/2"D, Initial	74	31-3010	\$614	H31-3010	\$573.00	T31-3010	\$496
	30"H x 36"W x 10-1/2"D, Adder	61	31-3010A	\$509	H31-3010A	\$467.00	T31-3010A	\$426
	30"H x 37"W x 12-1/2"D, Initial	80	31-3012	\$659	H31-3012	\$573.00	T31-3012	\$496
	30"H x 36"W x 12-1/2"D, Adder	65	31-3012A	\$546	H31-3012A	\$467.00	T31-3012A	\$426

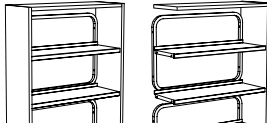
30" high single sided shelving unit includes top, toe plate, one bottom and one mid shelf.

42" High	Description	Wgt.	Oak Veneer		High-Pressure Laminate		Melamine	
			Part Number	List Price	Part Number	List Price	Part Number	List Price
	42"H x 37"W x 10-1/2"D, Initial	90	31-4210	\$762	H31-4210	\$727	T31-4210	\$629
	42"H x 36"W x 10-1/2"D, Adder	76	31-4210A	\$641	H31-4210A	\$597	T31-4210A	\$545
	42"H x 37"W x 12-1/2"D, Initial	96	31-4212	\$837	H31-4212	\$727	T31-4212	\$629
	42"H x 36"W x 12-1/2"D, Adder	80	31-4212A	\$699	H31-4212A	\$597	T31-4212A	\$545

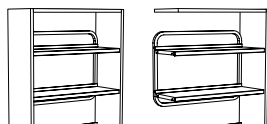
42" high single sided shelving unit includes top, toe plate, one bottom and two adjustable shelves.

48" High	Description	Wgt.	Oak Veneer		High-Pressure Laminate		Melamine	
			Part Number	List Price	Part Number	List Price	Part Number	List Price
	48"H x 37"W x 10-1/2"D, Initial	92	31-4810	\$801	H31-4810	\$727	T31-4810	\$629
	48"H x 36"W x 10-1/2"D, Adder	78	31-4810A	\$675	H31-4810A	\$597	T31-4810A	\$545
	48"H x 37"W x 12-1/2"D, Initial	98	31-4812	\$880	H31-4812	\$727	T31-4812	\$629
	48"H x 36"W x 12-1/2"D, Adder	82	31-4812A	\$735	H31-4812A	\$597	T31-4812A	\$545

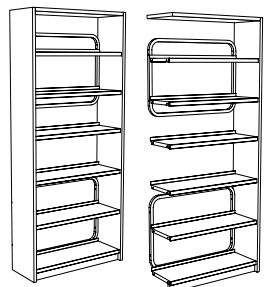
48" high single sided shelving unit includes top, toe plate, one bottom and two adjustable shelves.

60" High	Description	Wgt.	Oak Veneer		High-Pressure Laminate		Melamine	
			Part Number	List Price	Part Number	List Price	Part Number	List Price
	60"H x 37"W x 10-1/2"D, Initial	120	31-6010	\$982	H31-6010	\$1,013	T31-6010	\$862
	60"H x 36"W x 10-1/2"D, Adder	96	31-6010A	\$878	H31-6010A	\$847	T31-6010A	\$748
	60"H x 37"W x 12-1/2"D, Initial	126	31-6012	\$1,008	H31-6012	\$1,013	T31-6012	\$862
	60"H x 36"W x 12-1/2"D, Adder	79	31-6012A	\$878	H31-6012A	\$847	T31-6012A	\$748

60" High single sided shelving unit includes top, toe plate, one bottom and three adjustable shelves.

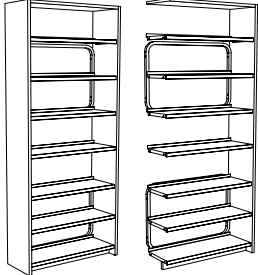
72" High	Description	Wgt.	Oak Veneer		High-Pressure Laminate		Melamine	
			Part Number	List Price	Part Number	List Price	Part Number	List Price
	72"H x 37"W x 10-1/2"D, Initial	134	31-7210	\$1,164	H31-7210	\$1,190	T31-7210	\$1,018
	72"H x 36"W x 10-1/2"D, Adder	106	31-7210A	\$956	H31-7210A	\$982	T31-7210A	\$873
	72"H x 37"W x 12-1/2"D, Initial	142	31-7212	\$1,164	H31-7212	\$1,190	T31-7212	\$1,018
	72"H x 36"W x 12-1/2"D, Adder	110	31-7212A	\$956	H31-7212A	\$982	T31-7212A	\$873

72" high single sided shelving unit includes top, toe plate, one bottom and four adjustable shelves.

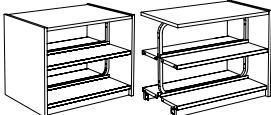
84" High	Description	Wgt.	Oak Veneer		High-Pressure Laminate		Melamine	
			Part Number	List Price	Part Number	List Price	Part Number	List Price
	84"H x 37"W x 10-1/2"D, Initial	154	31-8410	\$1,309	H31-8410	\$1,377	T31-8410	\$1,143
	84"H x 36"W x 10-1/2"D, Adder	122	31-8410A	\$1,060	H31-8410A	\$1,112	T31-8410A	\$971
	84"H x 37"W x 12-1/2"D, Initial	164	31-8412	\$1,309	H31-8412	\$1,377	T31-8412	\$1,143
	84"H x 36"W x 12-1/2"D, Adder	127	31-8412A	\$1,060	H31-8412A	\$1,112	T31-8412A	\$971

84" high single sided shelving unit includes top, toe plate, one bottom and five adjustable shelves.

31 Series Standard Bookcases

90" High	Description	Wgt.	Part Number	List Price	Part Number	List Price	Part Number	List Price
	90"H x 37"W x 10-1/2"D, Initial	176	31-9010	\$1,412	H31-9010	\$1,486	T31-9010	\$1,234
	90"H x 36"W x 10-1/2"D, Adder	139	31-9010A	\$1,042	H31-9010A	\$1,365	T31-9010A	\$1,192
	90"H x 37"W x 12-1/2"D, Initial	186	31-9012	\$1,412	H31-9012	\$1,486	T31-9012	\$1,234
	90"H x 36"W x 12-1/2"D, Adder	144	31-9012A	\$1,149	H31-9012A	\$1,377	T31-9012A	\$1,192

90" high single sided shelving unit includes top, toe plate, one bottom and six adjustable shelves.

Double Faced Standard Units	Description	Wgt.	Oak Veneer		High-Pressure Laminate		Melamine	
			Part Number	List Price	Part Number	List Price	Part Number	List Price
	30"H x 37"W x 20"D, Initial	124	31-3020	\$1,022	H31-3020	\$1,082	T31-3020	\$921
	30"H x 36"W x 20"D, Adder	102	31-3020A	\$839	H31-3020A	\$932	T31-3020A	\$823
	30"H x 37"W x 24"D, Initial	148	31-3024	\$1,119	H31-3024	\$1,082	T31-3024	\$921
	30"H x 36"W x 24"D, Adder	123	31-3024A	\$914	H31-3024A	\$932	T31-3024A	\$823


30" high double sided shelving unit includes top, two toe plates, two bottom and two adjustable shelves.

42" High	Description	Wgt.	Part Number	List Price	Part Number	List Price	Part Number	List Price
	42"H x 37"W x 20"D, Initial	160	31-4220	\$1,330	H31-4220	\$1,193	T31-4220	\$1,031
	42"H x 36"W x 20"D, Adder	129	31-4220A	\$992	H31-4220A	\$980	T31-4220A	\$895
	42"H x 37"W x 20"D, Initial Mobile	172	31-4220-MOB	\$1,540	H31-4220-MOB	\$1,370	T31-4220-MOB	\$1,208
	42"H x 36"W x 20"D, Adder Mobile	141	31-4220A-MOB	\$1,169	H31-4220A-MOB	\$1,157	T31-4220A-MOB	\$1,072
	42"H x 37"W x 24"D, Initial	172	31-4224	\$1,447	H31-4224	\$1,193	T31-4224	\$1,031
	42"H x 36"W x 24"D, Adder	137	31-4224A	\$1,078	H31-4224A	\$980	T31-4224A	\$895
	42"H x 37"W x 24"D, Initial Mobile	184	31-4224-MOB	\$1,656	H31-4224-MOB	\$1,370	T31-4224-MOB	\$1,208
	42"H x 37"W x 24"D, Adder Mobile	149	31-4224A-MOB	\$1,255	H31-4224A-MOB	\$1,157	T31-4224A-MOB	\$1,072

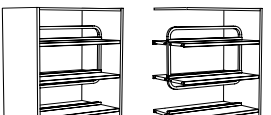
42" high double sided shelving unit includes top, two toe plates, two bottom and four adjustable shelves.

48" High	Description	Wgt.	Part Number	List Price	Part Number	List Price	Part Number	List Price
	48"H x 37"W x 20"D, Initial	164	31-4820	\$1,398	H31-4820	\$1,193	T31-4820	\$1,031
	48"H x 36"W x 20"D, Adder	132	31-4820A	\$1,043	H31-4820A	\$980	T31-4820A	\$895
	48"H x 37"W x 20"D, Initial Mobile	176	31-4820-MOB	\$1,607	H31-4820-MOB	\$1,370	T31-4820-MOB	\$1,208
	48"H x 36"W x 20"D, Adder Mobile	144	31-4820A-MOB	\$1,220	H31-4820A-MOB	\$1,157	T31-4820A-MOB	\$1,072
	48"H x 37"W x 24"D, Initial	176	31-4824	\$1,521	H31-4824	\$1,193	T31-4824	\$1,031
	48"H x 36"W x 24"D, Adder	140	31-4824A	\$1,134	H31-4824A	\$980	T31-4824A	\$895
	48"H x 37"W x 24"D, Initial Mobile	188	31-4824-MOB	\$1,729	H31-4824-MOB	\$1,370	T31-4824-MOB	\$1,208
	48"H x 36"W x 24"D, Adder Mobile	152	31-4824A-MOB	\$1,311	H31-4824A-MOB	\$1,157	T31-4824A-MOB	\$1,072

48" high double sided shelving unit includes top, two toe plates, two bottom and four adjustable shelves.

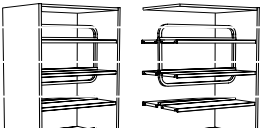
60" High	Description	Wgt.	Part Number	List Price	Part Number	List Price	Part Number	List Price
	60"H x 37"W x 20"D, Initial		31-6020	\$1,710	H31-6020	\$1,809	T31-6020	\$1,540
	60"H x 36"W x 20"D, Adder		31-6020A	\$1,363	H31-6020A	\$1,513	T31-6020A	\$1,336
	60"H x 37"W x 24"D, Initial		31-6024	\$1,872	H31-6024	\$1,809	T31-6024	\$1,540
	60"H x 36"W x 24"D, Adder		31-6024A	\$1,524	H31-6024A	\$1,513	T31-6024A	\$1,336

60" high double sided shelving unit includes top, two toe plates, two bottom and six adjustable shelves.


72" High	Description	Wgt.	Part Number	List Price	Part Number	List Price	Part Number	List Price
	72"H x 37"W x 20"D, Initial	206	31-7220	\$1,926	H31-7220	\$2,163	T31-7220	\$1,852
	72"H x 36"W x 20"D, Adder	172	31-7220A	\$1,558	H31-7220A	\$1,786	T31-7220A	\$1,587
	72"H x 37"W x 24"D, Initial	220	31-7224	\$2,153	H31-7224	\$2,163	T31-7224	\$1,852
	72"H x 36"W x 24"D, Adder	179	31-7224A	\$1,728	H31-7224A	\$1,786	T31-7224A	\$1,587

72" high double sided shelving unit includes top, two toe plates, two bottom and eight adjustable shelves.

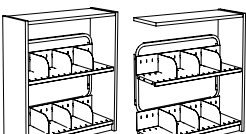
31 Series Standard & Picture Book Bookcases

84" High	Description	Wgt.	Part Number	List Price	Part Number	List Price	Part Number	List Price
	84"H x 37"W x 20"D, Initial	241	31-8420	\$2,095	H31-8420	\$2,598	T31-8420	\$2,157
	84"H x 36"W x 20"D, Adder	192	31-8420A	\$1,725	H31-8420A	\$2,098	T31-8420A	\$1,833
	84"H x 37"W x 24"D, Initial	257	31-8424	\$2,371	H31-8424	\$2,598	T31-8424	\$2,157
	84"H x 36"W x 24"D, Adder	199	31-8424A	\$1,900	H31-8424A	\$2,098	T31-8424A	\$1,833

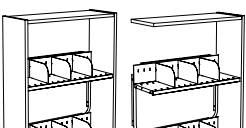
84" high double sided shelving unit includes top, two toe plates, two bottom and ten adjustable shelves.

90" High	Description	Wgt.	Part Number	List Price	Part Number	List Price	Part Number	List Price
	90"H x 37"W x 20"D, Initial	325	31-9020	\$2,235	H31-9020	\$2,774	T31-9020	\$2,303
	90"H x 36"W x 20"D, Adder	258	31-9020A	\$1,839	H31-9020A	\$2,240	T31-9020A	\$1,957
	90"H x 37"W x 24"D, Initial	342	31-9024	\$2,531	H31-9024	\$2,774	T31-9024	\$2,303
	90"H x 36"W x 24"D, Adder	266	31-9024A	\$2,028	H31-9024A	\$2,240	T31-9024A	\$1,957

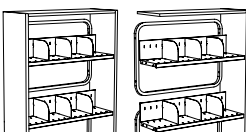
90" high double sided shelving unit includes top, two toe plates, two bottom and ten adjustable shelves.

Single Faced Picture Book Display Units			Oak Veneer		High-Pressure Laminate		Melamine	
42" High	Description	Wgt.	Part Number	List Price	Part Number	List Price	Part Number	List Price
	42"H x 37"W x 10-1/2"D, Initial	110	31- 4210P	\$881	H31- 4210P	\$842	T31-4210P	\$729
	42"H x 36"W x 10-1/2"D, Adder	96	31- 4210PA	\$763	H31- 4210PA	\$711	T31- 4210PA	\$649
	42"H x 37"W x 12-1/2"D, Initial	121	31- 4212P	\$922	H31- 4212P	\$842	T31- 4212P	\$729
	42"H x 36"W x 12-1/2"D, Adder	105	31- 4212PA	\$792	H31- 4212PA	\$711	T31- 4212PA	\$649

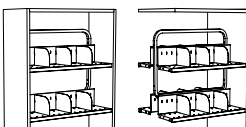
42" high single sided picture book shelf unit includes a top, toe plate, one bottom and one adjustable shelf.

48" High	Description	Wgt.	Part Number	List Price	Part Number	List Price	Part Number	List Price
	48"H x 37"W x 10-1/2"D, Initial	112	31- 4810P	\$927	H31- 4810P	\$842	T31- 4810P	\$729
	48"H x 36"W x 10-1/2"D, Adder	98	31- 4810PA	\$802	H31- 4810PA	\$711	T31- 4810PA	\$649
	48"H x 37"W x 12-1/2"D, Initial	123	31- 4812P	\$969	H31- 4812P	\$842	T31- 4812P	\$729
	48"H x 36"W x 12-1/2"D, Adder	107	31- 4812PA	\$833	H31- 4812PA	\$711	T31- 4812PA	\$649


48" high single sided picture book shelf unit includes a top, toe plate one bottom and one adjustable shelf.

60" High	Description	Wgt.	Part Number	List Price	Part Number	List Price	Part Number	List Price
	60"H x 37"W x 10-1/2"D, Initial	140	31- 6010P	\$1,200	H31- 6010P	\$1,238	T31- 6010P	\$1,054
	60"H x 36"W x 10-1/2"D, Adder	116	31- 6010PA	\$1,037	H31- 6010PA	\$1,001	T31- 6010PA	\$884
	60"H x 37"W x 12-1/2"D, Initial	151	31- 6012P	\$1,216	H31- 6012P	\$1,283	T31- 6012P	\$1,092
	60"H x 36"W x 12-1/2"D, Adder	124	31- 6012PA	\$1,057	H31- 6012PA	\$1,125	T31- 6012PA	\$994

60" high single sided picture book shelf unit includes a top, toe plate one bottom and two adjustable shelves.

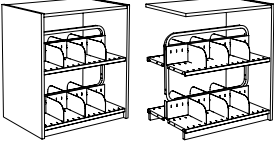
72" High	Description	Wgt.	Part Number	List Price	Part Number	List Price	Part Number	List Price
	72"H x 37"W x 10-1/2"D, Initial	158	31- 7210P	\$1,392	H31- 7210P	\$1,424	T31- 7210P	\$1,218
	72"H x 36"W x 10-1/2"D, Adder	130	31- 7210PA	\$1,218	H31- 7210PA	\$1,252	T31- 7210PA	\$1,113
	72"H x 37"W x 12-1/2"D, Initial	172	31- 7212P	\$1,444	H31- 7212P	\$1,590	T31- 7212P	\$1,360
	72"H x 36"W x 12-1/2"D, Adder	140	31- 7212PA	\$1,246	H31- 7212PA	\$1,385	T31- 7212PA	\$1,231

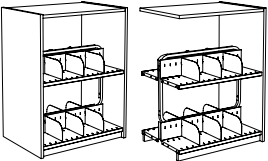
72" high single sided picture book shelf unit includes a top, toe plate one bottom and three adjustable shelves.

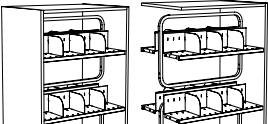
84" High	Description	Wgt.	Part Number	List Price	Part Number	List Price	Part Number	List Price
	84"H x 37"W x 10-1/2"D, Initial	182	31- 8410P	\$1,459	H31- 8410P	\$1,625	T31- 8410P	\$1,349
	84"H x 36"W x 10-1/2"D, Adder	150	31- 8410PA	\$1,281	H31- 8410PA	\$1,388	T31- 8410PA	\$1,212
	84"H x 37"W x 12-1/2"D, Initial	199	31- 8412P	\$1,544	H31- 8412P	\$1,625	T31- 8412P	\$1,349
	84"H x 36"W x 12-1/2"D, Adder	162	31- 8412PA	\$1,323	H31- 8412PA	\$1,388	T31- 8412PA	\$1,212

84" high single sided shelving unit includes top, toe plate, one bottom and four adjustable shelves.

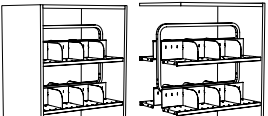
31 Series Picture Book Bookcases

Double Faced Picture Book Display Units			Oak Veneer		High-Pressure Laminate		Melamine	
42" High	Description	Wgt.	Part Number	List Price	Part Number	List Price	Part Number	List Price
	42"H x 37"W x 20"D, Initial	184	31-4220P	\$1,573	H31-4220P	\$1,411	T31-4220P	\$1,220
	42"H x 36"W x 20"D, Adder	153	31-4220PA	\$1,243	H31-4220PA	\$1,228	T31-4220PA	\$1,122
	42"H x 37"W x 20"D, Initial Mobile	196	31-4220P-MOB	\$1,783	H31-4220P-MOB	\$1,588	T31-4220P-MOB	\$1,397
	42"H x 36"W x 20"D, Adder Mobile	165	31-4220PA-MOB	\$1,420	H31-4220PA-MOB	\$1,405	T31-4220PA-MOB	\$1,299
<i>42" high double sided picture book shelf unit includes top, two toe plates, two bottom and two adjustable shelves.</i>	42"H x 37"W x 24"D, Initial	202	31-4224P	\$1,630	H31-4224P	\$1,411	T31-4224P	\$1,220
	42"H x 36"W x 24"D, Adder	167	31-4224PA	\$1,270	H31-4224PA	\$1,228	T31-4224PA	\$1,122
	42"H x 37"W x 24"D, Initial Mobile	214	31-4224P-MOB	\$1,840	H31-4224P-MOB	\$1,588	T31-4224P-MOB	\$1,398
	42"H x 36"W x 24"D, Adder Mobile	179	31-4224PA-MOB	\$1,447	H31-4224PA-MOB	\$1,405	T31-4224PA-MOB	\$1,299


48" High	Description	Wgt.	Part Number	List Price	Part Number	List Price	Part Number	List Price
	48"H x 37"W x 20"D, Initial	188	31-4820P	\$1,651	H31-4820P	\$1,411	T31-4820P	\$1,220
	48"H x 36"W x 20"D, Adder	157	31-4820PA	\$1,305	H31-4820PA	\$1,228	T31-4820PA	\$1,122
	48"H x 37"W x 20"D, Initial Mobile	200	31-4820P-MOB	\$1,863	H31-4820P-MOB	\$1,588	T31-4820P-MOB	\$1,397
	48"H x 36"W x 20"D, Adder Mobile	169	31-4820PA-MOB	\$1,863	H31-4820PA-MOB	\$1,405	T31-4820PA-MOB	\$1,299
<i>48" high double sided picture book shelf unit includes top, two toe plates, two bottom and two adjustable shelves.</i>	48"H x 37"W x 24"D, Initial	207	31-4824P	\$1,711	H31-4824P	\$1,411	T31-4824P	\$1,220
	48"H x 36"W x 24"D, Adder	171	31-4824PA	\$1,335	H31-4824PA	\$1,228	T31-4824PA	\$1,122
	48"H x 37"W x 24"D, Mobile	219	31-4824P-MOB	\$1,922	H31-4824P-MOB	\$1,588	T31-4824P-MOB	\$1,397
	48"H x 36"W x 24"D, Mobile	183	31-4824PA-MOB	\$1,512	H31-4824PA-MOB	\$1,405	T31-4824PA-MOB	\$1,299

60" High	Description	Wgt.	Part Number	List Price	Part Number	List Price	Part Number	List Price
	60"H x 37"W x 20"D, Initial	246	31-6020P	\$2,223	H31-6020P	\$2,352	T31-6020P	\$2,002
	60"H x 36"W x 20"D, Adder	216	31-6020PA	\$1,887	H31-6020PA	\$2,095	T31-6020PA	\$1,850
	60"H x 37"W x 24"D, Initial	270	31-6024P	\$2,284	H31-6024P	\$2,352	T31-6024P	\$2,002
	60"H x 36"W x 24"D, Adder	222	31-6024PA	\$1,944	H31-6024PA	\$2,095	T31-6024PA	\$1,850

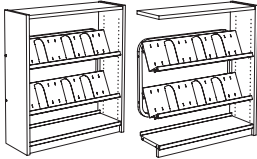
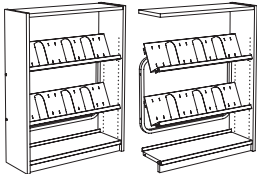
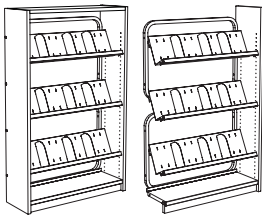

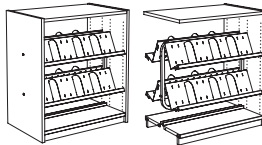
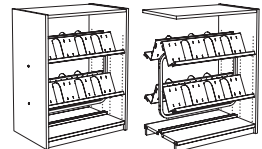
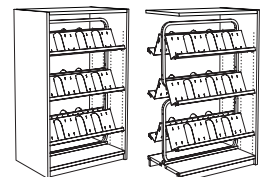
60" high double sided picture book shelf unit includes top, two toe plates, two bottom and four adjustable shelves.

72" High	Description	Wgt.	Part Number	List Price	Part Number	List Price	Part Number	List Price
	72"H x 37"W x 20"D, Initial	184	31-7220P	\$2,629	H31-7220P	\$2,953	T31-7220P	\$2,528
	72"H x 36"W x 20"D, Adder	153	31-7220PA	\$2,270	H31-7220PA	\$2,603	T31-7220PA	\$2,313
	72"H x 37"W x 24"D, Initial	202	31-7224P	\$2,734	H31-7224P	\$2,953	T31-7224P	\$2,528
	72"H x 36"W x 24"D, Adder	167	31-7224PA	\$2,321	H31-7224PA	\$2,603	T31-7224PA	\$2,313


72" high double sided picture book shelf unit includes a top, two toe plates, two bottom and six adjustable shelves.

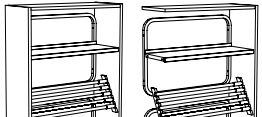
84" High	Description	Wgt.	Part Number	List Price	Part Number	List Price	Part Number	List Price
	84"H x 37"W x 20"D, Initial	188	31-8420P	\$2,775	H31-8420P	\$3,442	T31-8420P	\$2,858
	84"H x 36"W x 20"D, Adder	157	31-8420PA	\$2,411	H31-8420PA	\$2,933	T31-8420PA	\$2,562
	84"H x 37"W x 24"D, Initial	207	31-8424P	\$2,913	H31-8424P	\$3,442	T31-8424P	\$2,858
	84"H x 36"W x 24"D, Adder	171	31-8424PA	\$2,457	H31-8424PA	\$2,933	T31-8424PA	\$2,562

84" high double sided picture book shelf unit includes a top, two toe plates two bottom and eight adjustable shelves.

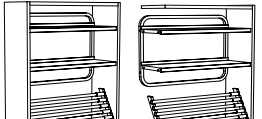
Single Faced Multi-Media Display Units			Oak Veneer		High-Pressure Laminate		Melamine	
42" High	Description	Wgt.	Part Number	List Price	Part Number	List Price	Part Number	List Price
	42"H x 37"W x 10-1/2"D, Initial	102	31-4210MM	\$1,036	H31-4210MM	\$989	T31-4210MM	\$856
	42"H x 36"W x 10-1/2"D, Adder	88	31-4210MMA	\$918	H31-4210MMA	\$855	T31-4210MMA	\$781
	42"H x 37"W x 12-1/2"D, Initial	101	31-4212MM	\$1,078	H31-4212MM	\$989	T31-4212MM	\$856
	42"H x 36"W x 12-1/2"D, Adder	91	31-4212MMA	\$949	H31-4212MMA	\$855	T31-4212MMA	\$781
48" High	Description	Wgt.	Part Number	List Price	Part Number	List Price	Part Number	List Price
	48"H x 37"W x 10-1/2"D, Initial	105	31-4810MM	\$1,082	H31-4810MM	\$989	T31-4810MM	\$856
	48"H x 36"W x 10-1/2"D, Adder	90	31-4810MMA	\$957	H31-4810MMA	\$855	T31-4810MMA	\$781
	48"H x 37"W x 12-1/2"D, Initial	104	31-4812MM	\$1,125	H31-4812MM	\$989	T31-4812MM	\$856
	48"H x 36"W x 12-1/2"D, Adder	93	31-4812MMA	\$988	H31-4812MMA	\$855	T31-4812MMA	\$781
60" High	Description	Wgt.	Part Number	List Price	Part Number	List Price	Part Number	List Price
	60"H x 37"W x 10-1/2"D, Initial	140	31-6010MM	\$1,395	H31-6010MM	\$1,440	T31-6010MM	\$1,225
	60"H x 36"W x 10-1/2"D, Adder	116	31-6010MMA	\$1,232	H31-6010MMA	\$1,189	T31-6010MMA	\$1,050
	60"H x 37"W x 12-1/2"D, Initial	151	31-6012MM	\$1,405	H31-6012MM	\$1,491	T31-6012MM	\$1,269
	60"H x 36"W x 12-1/2"D, Adder	124	31-6012MMA	\$1,252	H31-6012MMA	\$1,337	T31-6012MMA	\$1,180
72" High	Description	Wgt.	Part Number	List Price	Part Number	List Price	Part Number	List Price
	72"H x 37"W x 10-1/2"D, Initial	158	31-7210MM	\$1,626	H31-7210MM	\$1,663	T31-7210MM	\$1,423
	72"H x 36"W x 10-1/2"D, Adder	130	31-7210MMA	\$1,452	H31-7210MMA	\$1,492	T31-7210MMA	\$1,326
	72"H x 37"W x 12-1/2"D, Initial	172	31-7212MM	\$1,677	H31-7212MM	\$1,857	T31-7212MM	\$1,589
	72"H x 36"W x 12-1/2"D, Adder	140	31-7212MMA	\$1,480	H31-7212MMA	\$1,651	T31-7212MMA	\$1,468
Double Faced Multi-Media Display Units			Oak Veneer		High-Pressure Laminate		Melamine	
42" High	Description	Wgt.	Part Number	List Price	Part Number	List Price	Part Number	List Price
	42"H x 37"W x 20"D, Initial	184	31-4220MM	\$1,885	H31-4220MM	\$1,691	T31-4220MM	\$1,462
	42"H x 36"W x 20"D, Adder	153	31-4220MMA	\$1,554	H31-4220MMA	\$1,536	T31-4220MMA	\$1,403
	42"H x 37"W x 24"D, Initial	202	31-4224MM	\$1,942	H31-4224MM	\$1,691	T31-4224MM	\$1,462
	42"H x 36"W x 24"D, Adder	167	31-4224MMA	\$1,581	H31-4224MMA	\$1,591	T31-4224MMA	\$1,403
48" High	Description	Wgt.	Part Number	List Price	Part Number	List Price	Part Number	List Price
	48"H x 37"W x 20"D, Initial	188	31-4820MM	\$1,963	H31-4820MM	\$1,982	T31-4820MM	\$1,448
	48"H x 36"W x 20"D, Adder	157	31-4820MMA	\$1,616	H31-4820MMA	\$1,903	T31-4820MMA	\$1,387
	48"H x 37"W x 24"D, Initial	207	31-4824MM	\$2,022	H31-4824MM	\$1,982	T31-4824MM	\$1,448
	48"H x 36"W x 24"D, Adder	171	31-4824MMA	\$1,645	H31-4824MMA	\$1,903	T31-4824MMA	\$1,387
60" High	Description	Wgt.	Part Number	List Price	Part Number	List Price	Part Number	List Price
	60"H x 37"W x 20"D, Initial	246	31-6020MM	\$2,690	H31-6020MM	\$2,846	T31-6020MM	\$2,423
	60"H x 36"W x 20"D, Adder	216	31-6020MMA	\$2,354	H31-6020MMA	\$2,614	T31-6020MMA	\$2,308
	60"H x 37"W x 24"D, Initial	270	31-6024MM	\$2,751	H31-6024MM	\$2,846	T31-6024MM	\$2,423
	60"H x 36"W x 24"D, Adder	222	31-6024MMA	\$2,080	H31-6024MMA	\$2,614	T31-6024MMA	\$2,308

31 Series Multimedia Bookcases & Newspaper Display

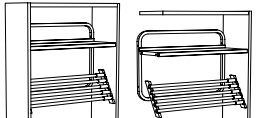
72" High	Description	Wgt.	Part Number	List Price	Part Number	List Price	Part Number	List Price
	72"H x 37"W x 20"D, Initial	289	31-7220MM	\$3,251	H31-7220MM	\$3,652	T31-7220MM	\$3,127
	72"H x 36"W x 20"D, Adder	240	31-7220MMA	\$2,892	H31-7220MMA	\$3,316	T31-7220MMA	\$2,946
	72"H x 37"W x 24"D, Initial	317	31-7224MM	\$3,356	H31-7224MM	\$3,652	T31-7224MM	\$3,127
	72"H x 36"W x 24"D, Adder	259	31-7224MMA	\$2,944	H31-7224MMA	\$3,316	T31-7224MMA	\$2,946

Single Faced Newspaper Display Units	Description	Wgt.	Oak Veneer Part Number	List Price
	60"H x 37"W x 10-1/2"D, Initial	110	31-6010NS	\$872
	60"H x 36"W x 10-1/2"D, Adder	86	31-6010NSA	\$711
	60"H x 37"W x 12-1/2"D, Initial	116	31-6012NS	\$931
	60"H x 36"W x 12-1/2"D, Adder	89	31-6012NSA	\$776

60" High single sided shelving unit includes a top, toe plate, newspaper storage rack with five sticks, one bottom and one adjustable shelf.


72" High	Description	Wgt.	Part Number	List Price
	72"H x 37"W x 10-1/2"D, Initial	115	31-7210NS	\$948
	72"H x 36"W x 10-1/2"D, Adder	91	31-7210NSA	\$749
	72"H x 37"W x 12-1/2"D, Initial	122	31-7212NS	\$1,011
	72"H x 36"W x 12-1/2"D, Adder	95	31-7212NSA	\$816

72" High single sided shelving unit includes a top, toe plate, newspaper storage rack with five sticks, one bottom and two adjustable shelves.

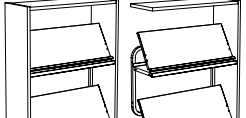
84" High	Description	Wgt.	Part Number	List Price
	84"H x 37"W x 10-1/2"D, Initial	144	31-8410NS	\$1,030
	84"H x 36"W x 10-1/2"D, Adder	112	31-8410NSA	\$852
	84"H x 37"W x 12-1/2"D, Initial	156	31-8412NS	\$1,179
	84"H x 36"W x 12-1/2"D, Adder	117	31-8412NSA	\$957

84" High single sided shelving unit includes a top, toe plate, newspaper storage rack with five sticks, one bottom and two adjustable shelf.

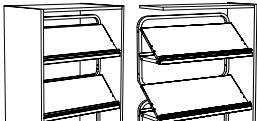
31 Series Magazine Display Bookcases

Single Faced Magazine Display Units		Oak Veneer			High-Pressure Laminate		Melamine	
42" High	Description	Wgt.	Part Number	List Price	Part Number	List Price	Part Number	List Price
	42"H x 37"W x 10-1/2"D, Initial	84	31- 4210MS	\$972	H31- 4210MS	\$928	T31- 4210MS	\$803
	42"H x 36"W x 10-1/2"D, Adder	66	31- 4210MSA	\$854	H31- 4210MSA	\$796	T31- 4210MSA	\$727
	42"H x 37"W x 12-1/2"D, Initial	90	31- 4212MS	\$1,012	H31- 4212MS	\$928	T31- 4212MS	\$803
	42"H x 36"W x 12-1/2"D, Adder	70	31- 4212MSA	\$882	H31- 4212MSA	\$796	T31- 4212MSA	\$727


42" High single sided magazine shelving unit includes a top, toe plate, one bottom shelf, one standard adjustable shelf and two pivoting magazine display shelves.

48" High	Description	Wgt.	Part Number	List Price	Part Number	List Price	Part Number	List Price
	48"H x 37"W x 10-1/2"D, Initial	89	31- 4810MS	\$1,009	H31- 4810MS	\$928	T31- 4810MS	\$793
	48"H x 36"W x 10-1/2"D, Adder	69	31- 4810MSA	\$885	H31- 4810MSA	\$796	T31- 4810MSA	\$715
	48"H x 37"W x 12-1/2"D, Initial	98	31- 4812MS	\$1,055	H31- 4812MS	\$928	T31- 4812MS	\$793
	48"H x 36"W x 12-1/2"D, Adder	74	31- 4812MSA	\$914	H31- 4812MSA	\$796	T31- 4812MSA	\$715

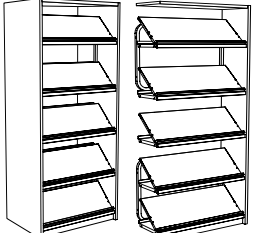
48" High single sided magazine shelving unit includes a top, toe plate, one bottom shelf, one standard adjustable shelf and two pivoting magazine display shelves.

60" High	Description	Wgt.	Part Number	List Price	Part Number	List Price	Part Number	List Price
	60"H x 37"W x 10-1/2"D, Initial	122	31- 6010MS	\$1,234	H31- 6010MS	\$1,273	T31- 6010MS	\$1,084
	60"H x 36"W x 10-1/2"D, Adder	94	31- 6010MSA	\$1,071	H31- 6010MSA	\$1,034	T31- 6010MSA	\$913
	60"H x 37"W x 12-1/2"D, Initial	130	31- 6012MS	\$1,249	H31- 6012MS	\$1,319	T31- 6012MS	\$1,123
	60"H x 36"W x 12-1/2"D, Adder	98	31- 6012MSA	\$1,091	H31- 6012MSA	\$1,162	T31- 6012MSA	\$1,026

60" High single sided magazine shelving unit includes a top, toe plate, one bottom shelf, two standard adjustable shelves and three pivoting magazine display shelves.

72" High	Description	Wgt.	Part Number	List Price	Part Number	List Price	Part Number	List Price
	72"H x 37"W x 10-1/2"D, Initial	122	31- 7210MS	\$1,470	H31- 7210MS	\$1,503	T31- 7210MS	\$1,286
	72"H x 36"W x 10-1/2"D, Adder	94	31- 7210MSA	\$1,295	H31- 7210MSA	\$1,331	T31- 7210MSA	\$1,183
	72"H x 37"W x 12-1/2"D, Initial	130	31- 7212MS	\$1,524	H31- 7212MS	\$1,679	T31- 7212MS	\$1,437
	72"H x 36"W x 12-1/2"D, Adder	98	31- 7212MSA	\$1,326	H31- 7212MSA	\$1,472	T31- 7212MSA	\$1,309

72" High single sided magazine shelving unit includes a top, toe plate, one bottom shelf, three standard adjustable shelves and four pivoting magazine display shelves.

84" High	Description	Wgt.	Part Number	List Price	Part Number	List Price	Part Number	List Price
	84"H x 37"W x 10-1/2"D, Initial	122	31- 8410MS	\$1,487	H31- 8410MS	\$1,565	T31- 8410MS	\$1,299
	84"H x 36"W x 10-1/2"D, Adder	94	31- 8410MSA	\$1,309	H31- 8410MSA	\$1,374	T31- 8410MSA	\$1,200
	84"H x 37"W x 12-1/2"D, Initial	130	31- 8412MS	\$1,572	H31- 8412MS	\$1,654	T31- 8412MS	\$1,373
	84"H x 36"W x 12-1/2"D, Adder	98	31- 8412MSA	\$1,350	H31- 8412MSA	\$1,417	T31- 8412MSA	\$1,237

84" High single sided magazine shelving unit includes a top, toe plate, one bottom shelf, four standard adjustable shelves and five pivoting magazine display shelves.

31 Series Magazine Display Bookcases

Double Faced Magazine Display Units			Oak Veneer		High-Pressure Laminate		Melamine	
42" High	Description	Wgt.	Part Number	List Price	Part Number	List Price	Part Number	List Price
	42"H x 37"W x 20"D, Initial	148	31-4220MS	\$1,754	H31-4220MS	\$1,574	T31-4220MS	\$1,360
	42"H x 36"W x 20"D, Adder	117	31-4220MSA	\$1,423	H31-4220MSA	\$1,406	T31-4220MSA	\$1,284
	42"H x 37"W x 20"D, Mobile	160	31-4220MS-MOB	\$1,965	H31-4220MS-MOB	\$1,751	T31-4220MS-MOB	\$1,537
	42"H x 37"W x 24"D, Initial	160	31-4224MS	\$1,811	H31-4224MS	\$1,574	T31-4224MS	\$1,360
	42"H x 36"W x 24"D, Adder	125	31-4224MSA	\$1,451	H31-4224MSA	\$1,406	T31-4224MSA	\$1,284
	42"H x 37"W x 24"D, Mobile	172	31-4224MS-MOB	\$2,021	H31-4224MS-MOB	\$1,751	T31-4224MS-MOB	\$1,537

42" High double sided magazine shelving unit includes a top, two toe plates, two bottom shelves, two standard adjustable shelves and four pivoting magazine display shelves.

48" High	Description	Wgt.	Part Number	List Price	Part Number	List Price	Part Number	List Price
	48"H x 37"W x 20"D, Initial	158	31-4820MS	\$1,819	H31-4820MS	\$1,574	T31-4820MS	\$1,360
	48"H x 36"W x 20"D, Adder	122	31-4820MSA	\$1,473	H31-4820MSA	\$1,406	T31-4820MSA	\$1,284
	48"H x 37"W x 20"D, Mobile	170	31-4820MS-MOB	\$2,030	H31-4820MS-MOB	\$1,751	T31-4820MS-MOB	\$1,537
	48"H x 37"W x 24"D, Initial	176	31-4824MS	\$1,882	H31-4824MS	\$1,574	T31-4824MS	\$1,360
	48"H x 36"W x 24"D, Adder	133	31-4824MSA	\$1,504	H31-4824MSA	\$1,406	T31-4824MSA	\$1,284
	48"H x 37"W x 24"D, Mobil	188	31-4824MS-MOB	\$1,883	H31-4824MS-MOB	\$1,751	T31-4824MS-MOB	\$1,537

48" High double sided magazine shelving unit includes a top, two toe plates, two bottom shelves, two standard adjustable shelves and four pivoting magazine display shelves.

60" High	Description	Wgt.	Part Number	List Price	Part Number	List Price	Part Number	List Price
	60"H x 37"W x 20"D, Initial	176	31-6020MS	\$2,291	H31-6020MS	\$2,424	T31-6020MS	\$2,064
	60"H x 36"W x 20"D, Adder	135	31-6020MSA	\$1,955	H31-6020MSA	\$2,171	T31-6020MSA	\$1,917
	60"H x 37"W x 24"D, Initial	190	31-6024MS	\$2,351	H31-6024MS	\$2,424	T31-6024MS	\$2,064
	60"H x 36"W x 24"D, Adder	142	31-6024MSA	\$2,012	H31-6024MSA	\$2,171	T31-6024MSA	\$1,917

60" High double sided magazine shelving unit includes top, two toe plates, two bottom shelves, four standard adjustable shelves and six pivoting magazine display shelves.


72" High	Description	Wgt.	Part Number	List Price	Part Number	List Price	Part Number	List Price
	72"H x 37"W x 20"D, Initial	206	31-7220MS	\$2,787	H31-7220MS	\$3,130	T31-7220MS	\$2,680
	72"H x 36"W x 20"D, Adder	172	31-7220MSA	\$2,426	H31-7220MSA	\$2,782	T31-7220MSA	\$2,472
	72"H x 37"W x 24"D, Initial	220	31-7224MS	\$2,892	H31-7224MS	\$3,130	T31-7224MS	\$2,680
	72"H x 36"W x 24"D, Adder	179	31-7224MSA	\$2,480	H31-7224MSA	\$2,782	T31-7224MSA	\$2,472


72" High double sided magazine shelving unit includes top, two toe plates, two bottom shelves, six standard adjustable shelves and eight pivoting magazine display shelves.

84" High	Description	Wgt.	Part Number	List Price	Part Number	List Price	Part Number	List Price
	84"H x 37"W x 20"D, Initial	241	31-8420MS	\$2,830	H31-8420MS	\$3,510	T31-8420MS	\$2,914
	84"H x 36"W x 20"D, Adder	192	31-8420MSA	\$2,466	H31-8420MSA	\$3,000	T31-8420MSA	\$2,621
	84"H x 37"W x 24"D, Initial	257	31-8424MS	\$2,969	H31-8424MS	\$3,510	T31-8424MS	\$2,914
	84"H x 36"W x 24"D, Adder	199	31-8424MSA	\$2,511	H31-8424MSA	\$3,000	T31-8424MSA	\$2,621

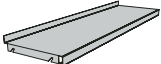
84" High double sided magazine shelving unit includes top, two toe plates, two bottom shelves, eight standard adjustable shelves and ten pivoting magazine display shelves

Accessories

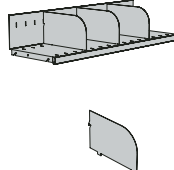
Top-Single Faced Unit	Model Number	Description	List Price
	31-STP10	10"D x 36"W	\$136
	31-STP12	12"D x 36"W	\$143

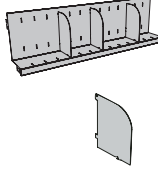
Top-Double Faced Unit	Model Number	Description	List Price
	31-DTP10	20"D x 36"W	\$193
	31-DTP12	24"D x 36"W	\$209


31 Series Individual Adjustable Steel Shelves

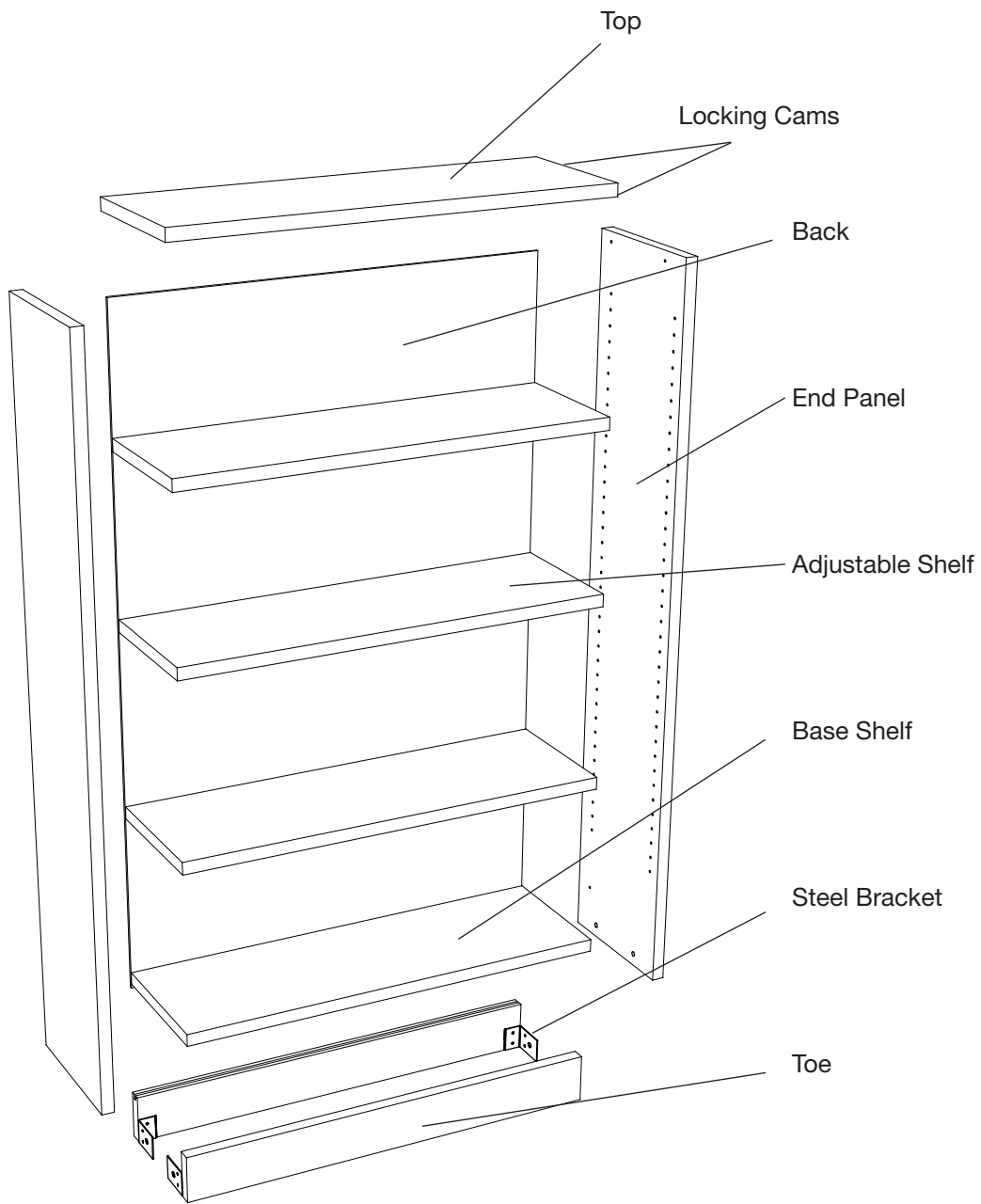
Bookcase	Model Number	Description	Wgt.	List Price
	31-10SH	9"D X 34-15/16"W 31 Series Steel Bookcase Shelf	9	\$102
	31-12SH	11"D X 34-15/16"W 31 Series Steel Bookcase Shelf	10	\$108

Magazine Display	Model Number	Description	Wgt.	List Price
	31-10SH-MAG	10" 31 Series Steel Pivoting Magazine Shelf	10	\$139
	31-12SH-MAG	12" 31 Series Steel Pivoting Magazine Shelf	11	\$146

Picture Book	Model Number	Description	Wgt.	List Price
	31-10SH-PB	10" 31 Series Steel Picture Book Shelf	16	\$193
	31-12SH-PB	12" 31 Series Steel Picture Book Shelf	17	\$200
	31-10SH-PB-DIV	10" 31 Series Steel Picture Book Divider	0.5	\$16
	31-12SH-PB-DIV	12" 31 Series Steel Picture Book Divider	0.5	\$16

Multi-Media Display	Model Number	Description	Wgt.	List Price
	31-10SH-MM	10" 31 Series steel multi-media shelf		\$272
	31-12SH-MM	12" 31 Series steel multi-media shelf		\$280
	31-10SH-MM-DIV	10" 31 Series steel MM divider		\$16
	31-12SH-MM-DIV	12" 31 Series steel MM divider		\$16

Sliding Book Support	Model Number	Description	Wgt.	List Price
	31-BS10	10"L x 4"H Sliding Book Support for standard steel shelves	0.5	\$22



Typical 11-Series Bookcase Construction

General Specifications - Benchmark Oak Oak Veneer Shelving

End and intermediate panels: All End and Intermediate panels are un-detailed 1" thick veneer core with grade "A" oak veneer on both faces with a 1.5mm solid red oak banding. All panels permit shelf adjustment on 32mm increments. Intermediate panels are machined on both faces.

Cornice Top: The cornice top is 1" thick veneer core with select oak veneer face. The front edge is banded with 1.5mm solid red oak banding. The top is attached to the side panels with locking cam fasteners. An optional top valance is available.

Toe Plates: Toes are constructed of 4" high and 1" thick veneer core with select oak veneer face. Toes are attached to the side panels using 14-gauge steel brackets and wood screws.

Adjustable veneer core shelves: Adjustable shelves are 1" thick veneer core with grade "A" oak veneer face with a 1.5mm solid red oak banding. Shelves are bored in four locations to accept Load-locking shelf pins.

Base Shelf: Base shelf is 3/4" thick engineered wood with select oak veneer face and front edge is banded with 1.5mm solid red oak banding.

Backs: Back panel is 1/4" MDF with grade "A" oak veneer.

Adjustable Steel Shelves: 18-gauge steel shelves have a 1" deep triple bent edge and a 1" tall bookstop lip in the rear. Slots in the turned down side flanges allow the shelves to mount on 5mm diameter adjustable shelf pins. Nominal 10" and 12" deep shelving uses 9" or 11" deep shelves respectively. Steel shelves are finished with a durable powder coat. Standard powder coat color is black unless otherwise specified. **For steel shelves replace "V" with "SB" in the model number. (i.e. SB11-4212)**

General Specifications - Benchmark Melamine Shelving

End and intermediate panels: All End and Intermediate panels are un-detailed 1" thick particle board with melamine on both faces with 3mm PVC banding. All panels permit shelf adjustment on 32mm increments. Intermediate panels are machined on both faces.

Cornice Top: The cornice top is 1" thick particle board core with melamine face. The front edge is banded with 3mm PVC banding. The top is attached to the side panels with locking cam fasteners. An optional top valance is available.

Toe Plates: Toes are constructed of 4" high and 1" thick particle board core with melamine face. Toes are attached to the side panels using 14-gauge steel brackets and wood screws.

Adjustable shelves: Adjustable shelves are 1" thick particle board core with melamine face and 3mm PVC banding. Shelves are bored in four locations to accept Load-locking shelf pins.

Base Shelf: Base shelf is 3/4" thick particle board core with melamine face and front edge is banded with 3mm PVC banding.

Backs: Back panel is 1/4" particle board core with melamine face.

Adjustable Steel Shelves: 18-gauge steel shelves have a 1" deep triple bent edge and a 1" tall bookstop lip in the rear. Slots in the turned down side flanges allow the shelves to mount on 5mm diameter adjustable shelf pins. Nominal 10" and 12" deep shelving uses 9" or 11" deep shelves respectively. Steel shelves are finished with a durable powder coat. Standard powder coat color is black unless otherwise specified. **For steel shelves add "SB" to the prefix of the model number. (i.e. SBT11-4212)**

General Specifications - Benchmark High Pressure Laminate Shelving

End and intermediate panels: All End and Intermediate panels are un-detailed 1" thick particle board with high pressure laminate on both faces with 3mm PVC banding. All panels permit shelf adjustment on 32mm increments. Intermediate panels are machined on both faces.

Cornice Top: The cornice top is 1" thick particle board core with high pressure laminate face. The front edge is banded with 3mm PVC banding. The top is attached to the side panels with locking cam fasteners. An optional top valance is available.

Toe Plates: Toes are constructed of 4" high and 1" thick particle board core with high pressure laminate face. Toes are attached to the side panels using 14-gauge steel brackets and wood screws.

Adjustable veneer core shelves: Adjustable shelves are 1" thick veneer core with high pressure laminate face with 3mm PVC banding. Shelves are bored in four locations to accept Load-locking shelf pins.

Base Shelf: Base shelf is 3/4" thick particle board core with high pressure laminate face and front edge is banded with 3mm PVC banding.

Backs: Back panel is 1/4" MDF with melamine face.

Adjustable Steel Shelves: 18-gauge steel shelves have a 1" deep triple bent edge and a 1" tall bookstop lip in the rear. Slots in the turned down side flanges allow the shelves to mount on 5mm diameter adjustable shelf pins. Nominal 10" and 12" deep shelving uses 9" or 11" deep shelves respectively. Steel shelves are finished with a durable powder coat. Standard powder coat color is black unless otherwise specified. **For steel shelves add "SB" to the prefix of the model number. (i.e. SBH11-4212)**

General Specifications - All Benchmark Shelving

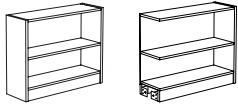
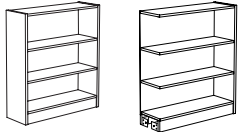
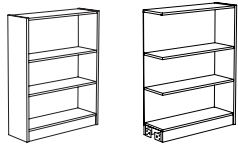
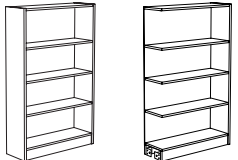


Mobile Toe Assembly: (Applies to double face units only) The toe assembly is a 4" high box frame constructed of 1" thick hardwood plywood. The toe assembly is bolted to the end and intermediate panels using 5/16" - 18 machine bolts. A steel chassis is fit to the inside of the toe assembly. Casters are bolted to the chassis with 1/4"-20 bolts and nylon insert lock nuts and the entire assembly is attached to the end panel. The steel chassis provides formed flanges under the toe and end panels for extra support. Casters are 2" in diameter and non-locking. The mobile bookcase sits 1/2" off the floor. Maximum load capacity is 800lbs.

Starter units: are one complete bookcase or the beginning of a run; they include two end panels, a top, a back, a bottom toe and shelves and are 37" wide.

Adder units: can be added to starter units to create a solid run of shelving; they include one intermediate panel, a top, a back, a bottom toe and shelves and are 36" wide.

Benchmark Standard Bookcases

11-Series Construction

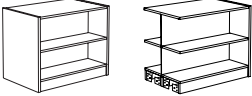
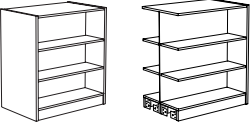
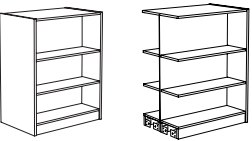
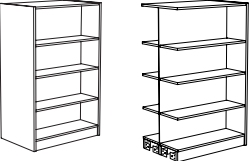


Single Faced 30" High	Description	Wgt.	Veneer		High-Pressure Laminate		Melamine	
			Model Number	List Price	Model Number	List Price	Model Number	List Price
	SF Starter, 30"H X 10"D	43	V11-3010	\$593	H11-3010	\$617	T11-3010	\$499
	SF Adder, 30"H X 10"D	37	V11-3010A	\$466	H11-3010A	\$513	T11-3010A	\$386
	SF Starter, 30"H X 12"D	49	V11-3012	\$604	H11-3012	\$617	T11-3012	\$499
	SF Adder, 30"H X 12"D	42	V11-3012A	\$479	H11-3012A	\$513	T11-3012A	\$386
42" High	Description	Wgt.	Model Number	List Price	Model Number	List Price	Model Number	List Price
	SF Starter, 42"H X 10"D	55	V11-4210	\$663	H11-4210	\$710	T11-4210	\$556
	SF Adder, 42"H X 10"D	47	V11-4210A	\$568	H11-4210A	\$590	T11-4210A	\$468
	SF Starter, 42"H X 12"D	62	V11-4212	\$695	H11-4212	\$710	T11-4212	\$556
	SF Adder, 42"H X 12"D	53	V11-4212A	\$572	H11-4212A	\$590	T11-4212A	\$468
48" High	Description	Wgt.	Model Number	List Price	Model Number	List Price	Model Number	List Price
	SF Starter, 48"H X 10"D	59	V11-4810	\$708	H11-4810	\$710	T11-4810	\$556
	SF Adder, 48"H X 10"D	49	V11-4810A	\$569	H11-4810A	\$590	T11-4810A	\$468
	SF Starter, 48"H X 12"D	66	V11-4812	\$744	H11-4812	\$710	T11-4812	\$556
	SF Adder, 48"H X 12"D	56	V11-4812A	\$573	H11-4812A	\$590	T11-4812A	\$468
60" High	Description	Wgt.	Model Number	List Price	Model Number	List Price	Model Number	List Price
	SF Starter, 60"H X 10"D	69	V11-6010	\$894	H11-6010	\$866	T11-6010	\$655
	SF Adder, 60"H X 10"D	58	V11-6010A	\$761	H11-6010A	\$728	T11-6010A	\$551
	SF Starter, 60"H X 12"D	79	V11-6012	\$942	H11-6012	\$866	T11-6012	\$655
	SF Adder, 60"H X 12"D	65	V11-6012A	\$765	H11-6012A	\$728	T11-6012A	\$551
72" High	Description	Wgt.	Model Number	List Price	Model Number	List Price	Model Number	List Price
	SF Starter, 72"H X 10"D	84	V11-7210	\$1,093	H11-7210	\$1,115	T11-7210	\$857
	SF Adder, 72"H X 10"D	68	V11-7210A	\$914	H11-7210A	\$917	T11-7210A	\$712
	SF Starter, 72"H X 12"D	97	V11-7212	\$1,136	H11-7212	\$1,115	T11-7212	\$857
	SF Adder, 72"H X 12"D	78	V11-7212A	\$944	H11-7212A	\$917	T11-7212A	\$712
84" High	Description	Wgt.	Model Number	List Price	Model Number	List Price	Model Number	List Price
	SF Starter, 84"H X 10"D	92	V11-8410	\$1,184	H11-8410	\$1,258	T11-8410	\$961
	SF Adder, 84"H X 10"D	76	V11-8410A	\$987	H11-8410A	\$1,028	T11-8410A	\$795
	SF Starter, 84"H X 12"D	106	V11-8412	\$1,238	H11-8412	\$1,258	T11-8412	\$961
	SF Adder, 84"H X 12"D	87	V11-8412A	\$1,015	H11-8412A	\$1,028	T11-8412A	\$795

* **Steel shelves may be specified.** For Oak Veneer models, replace "V" in model number with "SB" (i.e. SB11-4220). For HPL and melamine models, add "SB" to the beginning of the model number prefix (i.e. SBH11-4220, SBT11-4220).

mediatechnologies®

Benchmark Standard Bookcases

11-Series Construction

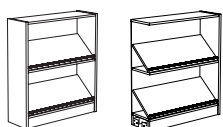
Double Faced 30" High	Description	Wgt.	Veneer		High-Pressure Laminate		Melamine	
			Model Number	List Price	Model Number		Model Number	
	DF Starter, 30"H X 20"D	79	V11-3020	\$1,005	H11-3020	\$1,122	T11-3020	\$718
	DF Adder, 30"H X 20"D	68	V11-3020A	\$791	H11-3020A	\$933	T11-3020A	\$578
	DF Starter, 30"H X 24"D	90	V11-3024	\$1,015	H11-3024	\$1,122	T11-3024	\$718
	DF Adder, 30"H X 24"D	76	V11-3024A	\$801	H11-3024A	\$933	T11-3024A	\$578
42" High	Description	Wgt.	Model Number	List Price	Model Number		Model Number	
	DF Starter, 42"H X 20"D	100	V11-4220	\$1,184	H11-4220	\$1,291	T11-4220	\$843
	DF Adder, 42"H X 20"D	84	V11-4220A	\$972	H11-4220A	\$1,073	T11-4220A	\$709
	DF Starter, 42"H X 24"D	115	V11-4224	\$1,307	H11-4224	\$1,291	T11-4224	\$843
	DF Adder, 42"H X 24"D	96	V11-4224A	\$1,045	H11-4224A	\$1,073	T11-4224A	\$709
42" High Mobile	Description	Wgt.	Model Number	List Price	Model Number		Model Number	
	42"H X 24"D	127	V11-4224-MOB	\$1,563	H11-4224-MOB	\$1,398	T11-4224-MOB	\$1,020
		108	V11-4224A-MOB	\$1,222	H11-2442A-MOB	\$1,250	T11-4224A-MOB	\$886
48" High	Description	Wgt.	Model Number	List Price	Model Number		Model Number	
	DF Starter, 48"H X 20"D	105	V11-4820	\$1,253	H11-4820	\$1,291	T11-4820	\$959
	DF Adder, 48"H X 20"D	86	V11-4820A	\$1,004	H11-4820A	\$1,073	T11-4820A	\$807
	DF Starter, 48"H X 24"D	121	V11-4824	\$1,392	H11-4824	\$1,291	T11-4824	\$959
	DF Adder, 48"H X 24"D	99	V11-4824A	\$1,098	H11-4824A	\$1,073	T11-4824A	\$807
48" High Mobile	Description	Wgt.	Model Number	List Price	Model Number		Model Number	
	48"H X 24"D	133	V11-4824-MOB	\$1,652	H11-4824-MOB	\$1,398	T11-4824-MOB	\$1,136
		111	V11-4824A-MOB	\$1,275	H11-4824A-MOB	\$1,250	T11-4824A-MOB	\$984
60" High	Description	Wgt.	Model Number	List Price	Model Number		Model Number	
	DF Starter, 60"H X 20"D	125	V11-6020	\$1,608	H11-6020	\$1,576	T11-6020	\$1,023
	DF Adder, 60"H X 20"D	102	V11-6020A	\$1,313	H11-6020A	\$1,324	T11-6020A	\$861
	DF Starter, 60"H X 24"D	144	V11-6024	\$1,769	H11-6024	\$1,576	T11-6024	\$1,023
	DF Adder, 60"H X 24"D	117	V11-6024A	\$1,410	H11-6024A	\$1,324	T11-6024A	\$861
72" High	Description	Wgt.	Model Number	List Price	Model Number		Model Number	
	DF Starter, 72"H X 20"D	151	V11-7220	\$1,855	H11-7220	\$1,923	T11-7220	\$1,406
	DF Adder, 72"H X 20"D	119	V11-7220A	\$1,535	H11-7220A	\$1,582	T11-7220A	\$1,167
	DF Starter, 72"H X 24"D	176	V11-7224	\$2,027	H11-7224	\$1,923	T11-7224	\$1,406
	DF Adder, 72"H X 24"D	138	V11-7224A	\$1,630	H11-7224A	\$1,582	T11-7224A	\$1,167
84" High	Description	Wgt.	Model Number	List Price	Model Number		Model Number	
	DF Starter, 84"H X 20"D	167	V11-8420	\$2,049	H11-8420	\$2,208	T11-8420	\$1,502
	DF Adder, 84"H X 20"D	135	V11-8420A	\$1,684	H11-8420A	\$1,803	T11-8420A	\$1,242
	DF Starter, 84"H X 24"D	194	V11-8424	\$2,233	H11-8424	\$2,208	T11-8424	\$1,502
	DF Adder, 84"H X 24"D	156	V11-8424A	\$1,774	H11-8424A	\$1,803	T11-8424A	\$1,242

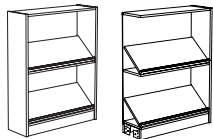
* Steel shelves may be specified. For Oak Veneer models, replace "V" in model number with "SB" (i.e. SB11-4220). For HPL and melamine models, add "SB" to the beginning of the model number prefix (i.e. SBH11-4220, SBT11-4220).


mediatechnologies®

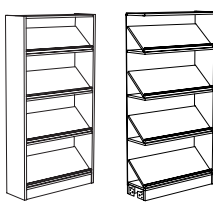
Benchmark Magazine Display Bookcases


11-Series Construction


Single Faced Magazine Display			Veneer		High-Pressure Laminate		Melamine	
42" High	Description	Wgt.	Model Number	List Price	Model Number		Model Number	
	SF Starter, 42"H X 12"D	77	V11-4212MS	\$793	H11-4212MS	\$811	T11-4212MS	\$635
	SF Adder, 42"H X 12"D	68	V11-4212MSA	\$666	H11-4212MSA	\$687	T11-4212MSA	\$545

48" High	Description	Wgt.	Model Number	List Price	Model Number		Model Number	
	SF Starter, 48"H X 12"D	80	V11-4812MS	\$839	H11-4812MS	\$811	T11-4812MS	\$635
	SF Adder, 48"H X 12"D	70	V11-4812MSA	\$710	H11-4812MSA	\$687	T11-4812MSA	\$545


60" High	Description	Wgt.	Model Number	List Price	Model Number		Model Number	
	SF Starter, 60"H X 12"D	96	V11-6012MS	\$1,196	H11-6012MS	\$1,013	T11-6012MS	\$833
	SF Adder, 60"H X 12"D	82	V11-6012MSA	\$952	H11-6012MSA	\$821	T11-6012MSA	\$687

72" High	Description	Wgt.	Model Number	List Price	Model Number		Model Number	
	SF Starter, 72"H X 12"D	117	V11-7212MS	\$1,507	H11-7212MS	\$1,481	T11-7212MS	\$1,139
	SF Adder, 72"H X 12"D	103	V11-7212MSA	\$1,208	H11-7212MSA	\$1,155	T11-7212MSA	\$897

84" High	Description	Wgt.	Model Number	List Price	Model Number		Model Number	
	SF Starter, 84"H X 12"D	123	V11-8412MS	\$1,582	H11-8412MS	\$1,609	T11-8412MS	\$1,229
	SF Adder, 84"H X 12"D	104	V11-8412MSA	\$1,359	H11-8412MSA	\$1,379	T11-8412MSA	\$1,066

Double Faced Magazine Display								
42" High	Description	Wgt.	Model Number	List Price	Model Number		Model Number	
	DF Starter, 42"H X 24"D	131	V11-4224MS	\$1,521	H11-4224MS	\$1,496	T11-4224MS	\$977
	DF Adder, 42"H X 24"D	112	V11-4224MSA	\$1,258	H11-4224MSA	\$1,264	T11-4224MSA	\$836

42" High Mobile	Description	Wgt.	Model Number	List Price	Model Number		Model Number	
	Magazine, 42"H X 24"D	143	V11-4224MS-MOB	\$1,787	H11-4224MS-MOB	\$1,600	T11-4224MS-MOB	\$1,168

48" High	Description	Wgt.	Model Number	List Price	Model Number		Model Number	
	DF Starter, 48"H X 24"D	137	V11-4824MS	\$1,608	H11-4824MS	\$1,641	T11-4824MS	\$1,219
	DF Adder, 48"H X 24"D	115	V11-4824MSA	\$1,313	H11-4824MSA	\$1,369	T11-4824MSA	\$1,030

48" High Mobile	Description	Wgt.	Model Number	List Price	Model Number		Model Number	
	Magazine, 48"H X 24"D	149	V11-4824MS-MOB	\$1,873	H11-4824MS-MOB	\$2,026	T11-4824MS-MOB	\$1,396


* **Steel shelves may be specified.** For Oak Veneer models, replace "V" in model number with "SB" (i.e. SB11-4220). For HPL and melamine models, add "SB" to the beginning of the model number prefix (i.e. SBH11-4220, SBT11-4220).


mediatechnologies®

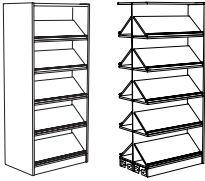
Benchmark Magazine Display & Picture Book Bookcases

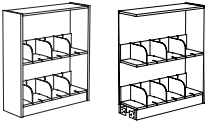
11-Series Construction

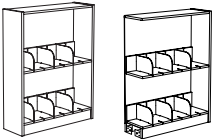
Double Faced Magazine Display Continued

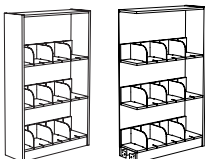
60" High	Description	Wgt.	Model Number	List Price	Model Number	Model Number	Model Number
	DF Starter, 60"H X 24"D	177	V11-6024MS	\$2,142	H11-6024MS	\$1,975	T11-6024MS \$1,282
	DF Adder, 60"H X 24"D	150	V11-6024MSA	\$1,783	H11-6024MSA	\$1,562	T11-6024MSA \$1,016

72" High	Description	Wgt.	Model Number	List Price	Model Number	Model Number	Model Number
	DF Starter, 72"H X 24"D	199	V11-7224MS	\$2,558	H11-7224MS	\$2,441	T11-7224MS \$1,785
	DF Adder, 72"H X 24"D	164	V11-7224MSA	\$2,160	H11-7224MSA	\$2,063	T11-7224MSA \$1,522

84" High	Description	Wgt.	Model Number	List Price	Model Number	Model Number	Model Number
	DF Starter, 84"H X 24"D	229	V11-8424MS	\$2,922	H11-8424MS	\$2,992	T11-8424MS \$2,036
	DF Adder, 84"H X 24"D	191	V11-8424MSA	\$2,464	H11-8424MSA	\$2,321	T11-8424MSA \$1,599

Single Faced Picture Book	Description	Wgt.	Model Number	List Price	Model Number	Model Number	Model Number
	42" High						
	SF Starter, 42"H X 12"D	72	V11-4212P	\$870	H11-4212P	\$890	T11-4212P \$697
	SF Adder, 42"H X 12"D	63	V11-4212PA	\$744	H11-4212PA	\$769	T11-4212PA \$610

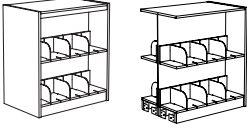
48" High	Description	Wgt.	Model Number	List Price	Model Number	Model Number	Model Number
	SF Starter, 48"H X 12"D	75	V11-4812P	\$916	H11-4812P	\$890	T11-4812P \$697
	SF Adder, 48"H X 12"D	64	V11-4812PA	\$772	H11-4812PA	\$769	T11-4812PA \$610

60" High	Description	Wgt.	Model Number	List Price	Model Number	Model Number	Model Number
	SF Starter, 60"H X 12"D	94	V11-6012P	\$1,250	H11-6012P	\$1,059	T11-6012P \$870
	SF Adder, 60"H X 12"D	80	V11-6012PA	\$1,073	H11-6012PA	\$926	T11-6012PA \$774

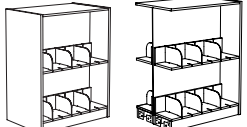
* **Steel shelves may be specified.** For Oak Veneer models, replace "V" in model number with "SB" (i.e. SB11-4220). For HPL and melamine models, add "SB" to the beginning of the model number prefix (i.e. SBH11-4220, SBT11-4220).

Benchmark Picture Book & Newspaper Display Bookcases

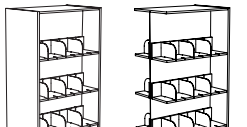
11-Series Construction

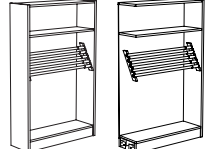
Double Faced Picture Book		Description	Wgt.	Veneer		High-Pressure Laminate		Melamine	
42" High	Model Number			List Price	Model Number		Model Number		
	DF Starter, 42"H X 24"D	134	V11-4224P	\$1,618	H11-4224P	\$1,752	T11-4224P	\$1,144	
	DF Adder, 42"H X 24"D	115	V11-4224PA	\$1,356	H11-4224PA	\$1,362	T11-4224PA	\$900	

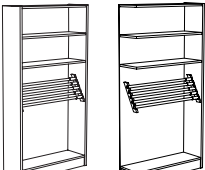
42" High Mobile	Description	Wgt.	Model Number	List Price	Model Number		Model Number	
	42"H X 24"D	146	V11-4224P-MOB	\$1,734	H11-4224P-MOB	\$2,152	T11-4224P-MOB	\$1,321
		127	V11-4224PA-MOB	\$1,533	H11-4224PA-MOB	\$1,539	T11-4224PA-MOB	\$1,077


48" High		Description	Wgt.	Veneer		High-Pressure Laminate		Melamine	
48" High	Model Number			List Price	Model Number		Model Number		
	DF Starter, 48"H X 24"D	140	V11-4824P	\$1,836	H11-4824P	\$1,874	T11-4824P	\$1,392	
	DF Adder, 48"H X 24"D	118	V11-4824PA	\$1,540	H11-4824PA	\$1,607	T11-4824PA	\$1,209	

48" High Mobile	Description	Wgt.	Model Number	List Price	Model Number		Model Number	
	48"H X 24"D	152	V11-4824P-MOB	\$1,941	H11-4824P-MOB	\$2,289	T11-4824P-MOB	\$1,569
		130	V11-4824PA-MOB	\$1,717	H11-4824PA-MOB	\$1,784	T11-4824PA-MOB	\$1,386

60" High		Description	Wgt.	Veneer		High-Pressure Laminate		Melamine	
60" High	Model Number			List Price	Model Number		Model Number		
	DF Starter, 60"H X 24"D	174	V11-6024P	\$2,291	H11-6024P	\$2,288	T11-6024P	\$1,485	
	DF Adder, 60"H X 24"D	147	V11-6024PA	\$1,948	H11-6024PA	\$1,983	T11-6024PA	\$1,289	


Single Faced Newspaper Display		Description	Wgt.	Veneer		High-Pressure Laminate		Melamine	
60" High	Model Number			List Price	Model Number		Model Number		
	Starter, 60"H X 12"D	75	V11-6012NS	\$1,046	H11-6012NS	\$886	T11-6012NS	\$728	
	Adder, 60"H X 12"D	61	V11-6012NSA	\$869	H11-6012NSA	\$749	T11-6012NSA	\$627	

72" High		Description	Wgt.	Veneer		High-Pressure Laminate		Melamine	
72" High	Model Number			List Price	Model Number		Model Number		
	Starter, 72"H X 12"D	81	V11-7212NS	\$1,346	H11-7212NS	\$1,262	T11-7212NS	\$970	
	Adder, 72"H X 12"D	67	V11-7212NSA	\$1,164	H11-7212NSA	\$1,131	T11-7212NSA	\$878	

84" High		Description	Wgt.	Veneer		High-Pressure Laminate		Melamine	
84" High	Model Number			List Price	Model Number		Model Number		
	Starter, 84"H X 12"D	98	V11-8412NS	\$1,361	H11-8412NS	\$1,383	T11-8412NS	\$1,057	
	Adder, 84"H X 12"D	79	V11-8412NSA	\$1,194	H11-8412NSA	\$1,265	T11-8412NSA	\$978	

* **Steel shelves may be specified.** For Oak Veneer models, replace "V" in model number with "SB" (i.e. SB11-4220). For HPL and melamine models, add "SB" to the beginning of the model number prefix (i.e. SBH11-4220, SBT11-4220).

mediatechnologies®



Required to Order:

- Part number
- Wood finish
- Exact dimensions

Note:


End panels do not include any hardware. Sizes shown are nominal; variance up to 1" does not require repricing, otherwise use the price of the next larger size.

Pricing shown is for oak veneer construction. Maple and cherry veneers are available for an upcharge. Please specify veneer species when ordering.

Part Number	Description	Wgt.	List Price
Single Faced Bookmark			
21-4208EP	42" X 8" Bookmark End Panel	13	\$141
21-4209EP	42" X 9" Bookmark End Panel	13	\$145
21-4210EP	42" X 10" Bookmark End Panel	14	\$147
21-4212EP	42" X 12" Bookmark End Panel	17	\$168
21-4213EP	42" X 13" Bookmark End Panel	18	\$170
21-4216EP	42" X 16" Bookmark End Panel	20	\$180
21-6608EP	66" X 8" Bookmark End Panel	21	\$212
21-6609EP	66" X 9" Bookmark End Panel	21	\$217
21-6610EP	66" X 10" Bookmark End Panel	22	\$227
21-6612EP	66" X 12" Bookmark End Panel	27	\$254
21-6613EP	66" X 13" Bookmark End Panel	28	\$258
21-6616EP	66" X 16" Bookmark End Panel	30	\$284
21-7808EP	78" X 8" Bookmark End Panel	25	\$249
21-7809EP	78" X 9" Bookmark End Panel	25	\$257
21-7810EP	78" X 10" Bookmark End Panel	26	\$265
21-7812EP	78" X 12" Bookmark End Panel	32	\$297
21-7813EP	78" X 13" Bookmark End Panel	33	\$305
21-7816EP	78" X 16" Bookmark End Panel	35	\$333
21-8408EP	84" X 8" Bookmark End Panel	27	\$266
21-8409EP	84" X 9" Bookmark End Panel	27	\$276
21-8410EP	84" X 10" Bookmark End Panel	28	\$285
21-8412EP	84" X 12" Bookmark End Panel	34	\$321
21-8413EP	84" X 13" Bookmark End Panel	35	\$329
21-8416EP	84" X 16" Bookmark End Panel	37	\$358
21-9008EP	90" X 8" Bookmark End Panel	29	\$287
21-9009EP	90" X 9" Bookmark End Panel	29	\$293
21-9010EP	90" X 10" Bookmark End Panel	30	\$305
21-9012EP	90" X 12" Bookmark End Panel	36	\$343
21-9013EP	90" X 13" Bookmark End Panel	37	\$350
21-9016EP	90" X 16" Bookmark End Panel	39	\$379

Part Number	Description	Wgt.	List Price
Double Faced Bookmark			
21-4216DEP	42" X 16" Bookmark End Panel	25	\$223
21-4218EP	42" X 18" Bookmark End Panel	26	\$229
21-4220EP	42" X 20" Bookmark End Panel	28	\$240
21-4224EP	42" X 24" Bookmark End Panel	34	\$277
21-4226EP	42" X 26" Bookmark End Panel	36	\$284
21-4232EP	42" X 32" Bookmark End Panel	39	\$309
21-6616DEP	66" X 16" Bookmark End Panel	41	\$339
21-6618EP	66" X 18" Bookmark End Panel	42	\$352
21-6620EP	66" X 20" Bookmark End Panel	44	\$364
21-6624EP	66" X 24" Bookmark End Panel	53	\$422
21-6626EP	66" X 26" Bookmark End Panel	55	\$436
21-6632EP	66" X 32" Bookmark End Panel	58	\$484
21-7816DEP	78" X 16" Bookmark End Panel	49	\$396
21-7818EP	78" X 18" Bookmark End Panel	50	\$409
21-7820EP	78" X 20" Bookmark End Panel	52	\$430
21-7824EP	78" X 24" Bookmark End Panel	63	\$496
21-7826EP	78" X 26" Bookmark End Panel	65	\$511
21-7832EP	78" X 32" Bookmark End Panel	68	\$572
21-8416DEP	84" X 16" Bookmark End Panel	53	\$420
21-8418EP	84" X 18" Bookmark End Panel	54	\$438
21-8420EP	84" X 20" Bookmark End Panel	56	\$460
21-8424EP	84" X 24" Bookmark End Panel	68	\$531
21-8426EP	84" X 26" Bookmark End Panel	70	\$547
21-8432EP	84" X 32" Bookmark End Panel	73	\$616
21-9016DEP	90" X 16" Bookmark End Panel	57	\$447
21-9018EP	90" X 18" Bookmark End Panel	58	\$474
21-9020EP	90" X 20" Bookmark End Panel	60	\$492
21-9024EP	90" X 24" Bookmark End Panel	72	\$568
21-9026EP	90" X 26" Bookmark End Panel	74	\$585
21-9032EP	90" X 32" Bookmark End Panel	77	\$658

Definitions



Required to Order:

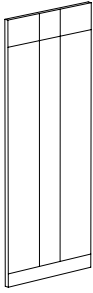
- Part number
- Wood finish
- Exact dimensions

Note: End panels do not include any hardware. Sizes shown are nominal; variance up to 1" does not require repricing, otherwise use the price of the next larger size.

Pricing shown is for oak veneer construction. Maple and cherry veneers are available for an upcharge. Please specify veneer species when ordering.

Part Number	Description	Wgt.	List Price
Single Faced Definitions			
41-4208EP	42" X 8" Definitions End Panel	19	\$390
41-4210EP	42" X 10" Definitions End Panel	19	\$409
41-4212EP	42" X 12" Definitions End Panel	22	\$421
41-4213EP	42" X 13" Definitions End Panel	22	\$430
41-4216EP	42" X 16" Definitions End Panel	22	\$457
41-6608EP	66" X 8" Definitions End Panel	29	\$436
41-6610EP	66" X 10" Definitions End Panel	29	\$466
41-6612EP	66" X 12" Definitions End Panel	34	\$490
41-6613EP	66" X 13" Definitions End Panel	34	\$502
41-6616EP	66" X 16" Definitions End Panel	34	\$546
41-7808EP	78" X 8" Definitions End Panel	35	\$466
41-7810EP	78" X 10" Definitions End Panel	35	\$497
41-7812EP	78" X 12" Definitions End Panel	40	\$523
41-7813EP	78" X 13" Definitions End Panel	40	\$535
41-7816EP	78" X 16" Definitions End Panel	40	\$585
41-8408EP	84" X 8" Definitions End Panel	37	\$481
41-8410EP	84" X 10" Definitions End Panel	37	\$511
41-8412EP	84" X 12" Definitions End Panel	43	\$538
41-8413EP	84" X 13" Definitions End Panel	43	\$551
41-8416EP	84" X 16" Definitions End Panel	43	\$605
41-9008EP	90" X 8" Definitions End Panel	40	\$524
41-9010EP	90" X 10" Definitions End Panel	40	\$526
41-9012EP	90" X 12" Definitions End Panel	46	\$554
41-9013EP	90" X 13" Definitions End Panel	46	\$566
41-9016EP	90" X 16" Definitions End Panel	46	\$622

Part Number	Description	Wgt.	List Price
Double Faced Definitions			
41-4216DEP	42" X 16" Definitions End Panel	35	\$544
41-4218EP	42" X 18" Definitions End Panel	36	\$566
41-4220EP	42" X 20" Definitions End Panel	37	\$586
41-4224EP	42" X 24" Definitions End Panel	43	\$619
41-4226EP	42" X 26" Definitions End Panel	45	\$644
41-4232EP	42" X 32" Definitions End Panel	48	\$706
41-6616DEP	66" X 16" Definitions End Panel	56	\$650
41-6618EP	66" X 18" Definitions End Panel	57	\$679
41-6620EP	66" X 20" Definitions End Panel	58	\$707
41-6624EP	66" X 24" Definitions End Panel	67	\$752
41-6626EP	66" X 26" Definitions End Panel	69	\$783
41-6632EP	66" X 32" Definitions End Panel	72	\$857
41-7816DEP	78" X 16" Definitions End Panel	66	\$695
41-7818EP	78" X 18" Definitions End Panel	67	\$726
41-7820EP	78" X 20" Definitions End Panel	69	\$763
41-7824EP	78" X 24" Definitions End Panel	79	\$820
41-7826EP	78" X 26" Definitions End Panel	82	\$854
41-7832EP	78" X 32" Definitions End Panel	85	\$936
41-8416DEP	84" X 16" Definitions End Panel	71	\$724
41-8418EP	84" X 18" Definitions End Panel	72	\$755
41-8420EP	84" X 20" Definitions End Panel	74	\$794
41-8424EP	84" X 24" Definitions End Panel	81	\$854
41-8426EP	84" X 26" Definitions End Panel	83	\$887
41-8432EP	84" X 32" Definitions End Panel	86	\$973
41-9016DEP	90" X 16" Definitions End Panel	76	\$750
41-9018EP	90" X 18" Definitions End Panel	77	\$783
41-9020EP	90" X 20" Definitions End Panel	79	\$822
41-9024EP	90" X 24" Definitions End Panel	85	\$884
41-9026EP	90" X 26" Definitions End Panel	87	\$920
41-9032EP	90" X 32" Definitions End Panel	90	\$1,009



Required to Order:

- Part number
- Wood finish
- Exact dimensions

Note: End panels do not include any hardware. Sizes shown are nominal; variance up to 1" does not require repricing, otherwise use the price of the next larger size.

Pricing shown is for oak veneer construction. Maple and cherry veneers are available for an upcharge. Please specify veneer species when ordering.

Part Number	Description	Wgt.	List Price
Single Faced Metro			
23-4208EP	42" X 8" Metro End Panel	13	\$198
23-4210EP	42" X 10" Metro End Panel	14	\$209
23-4212EP	42" X 12" Metro End Panel	17	\$226
23-4213EP	42" X 13" Metro End Panel	18	\$231
23-4216EP	42" X 16" Metro End Panel	20	\$244
23-6608EP	66" X 8" Metro End Panel	21	\$279
23-6610EP	66" X 10" Metro End Panel	22	\$293
23-6612EP	66" X 12" Metro End Panel	27	\$321
23-6613EP	66" X 13" Metro End Panel	28	\$328
23-6616EP	66" X 16" Metro End Panel	30	\$347
23-7808EP	78" X 8" Metro End Panel	25	\$317
23-7810EP	78" X 10" Metro End Panel	26	\$332
23-7812EP	78" X 12" Metro End Panel	32	\$368
23-7813EP	78" X 13" Metro End Panel	33	\$353
23-7816EP	78" X 16" Metro End Panel	35	\$396
23-8408EP	84" X 8" Metro End Panel	27	\$336
23-8410EP	84" X 10" Metro End Panel	28	\$352
23-8412EP	84" X 12" Metro End Panel	34	\$389
23-8413EP	84" X 13" Metro End Panel	35	\$397
23-8416EP	84" X 16" Metro End Panel	37	\$411
23-9008EP	90" X 8" Metro End Panel	29	\$409
23-9010EP	90" X 10" Metro End Panel	30	\$375
23-9012EP	90" X 12" Metro End Panel	36	\$415
23-9013EP	90" X 13" Metro End Panel	37	\$423
23-9016EP	90" X 16" Metro End Panel	39	\$447

Part Number	Description	Wgt.	List Price
Double Faced Metro			
23-4216DEP	42" X 16" Metro End Panel	25	\$296
23-4218EP	42" X 18" Metro End Panel	26	\$309
23-4220EP	42" X 20" Metro End Panel	28	\$325
23-4224EP	42" X 24" Metro End Panel	34	\$363
23-4226EP	42" X 26" Metro End Panel	36	\$378
23-4232EP	42" X 32" Metro End Panel	39	\$413
23-6616DEP	66" X 16" Metro End Panel	41	\$419
23-6618EP	66" X 18" Metro End Panel	42	\$438
23-6620EP	66" X 20" Metro End Panel	44	\$459
23-6624EP	66" X 24" Metro End Panel	53	\$516
23-6626EP	66" X 26" Metro End Panel	55	\$537
23-6632EP	66" X 32" Metro End Panel	58	\$589
23-7816DEP	78" X 16" Metro End Panel	49	\$480
23-7818EP	78" X 18" Metro End Panel	50	\$500
23-7820EP	78" X 20" Metro End Panel	52	\$527
23-7824EP	78" X 24" Metro End Panel	63	\$592
23-7826EP	78" X 26" Metro End Panel	65	\$617
23-7832EP	78" X 32" Metro End Panel	68	\$677
23-8416DEP	84" X 16" Metro End Panel	53	\$509
23-8418EP	84" X 18" Metro End Panel	54	\$531
23-8420EP	84" X 20" Metro End Panel	56	\$557
23-8424EP	84" X 24" Metro End Panel	68	\$629
23-8426EP	84" X 26" Metro End Panel	70	\$655
23-8432EP	84" X 32" Metro End Panel	73	\$717
23-9016DEP	90" X 16" Metro End Panel	57	\$541
23-9018EP	90" X 18" Metro End Panel	58	\$564
23-9020EP	90" X 20" Metro End Panel	60	\$593
23-9024EP	90" X 24" Metro End Panel	72	\$668
23-9026EP	90" X 26" Metro End Panel	74	\$696
23-9032EP	90" X 32" Metro End Panel	77	\$763

Twist

End Panels for Cantilever Shelving



Required to Order:

- Part number
- Wood finish
- Exact dimensions


Note: End panels do not include any hardware. Sizes shown are nominal; variance up to 1" does not require repricing, otherwise use the price of the next larger size.

Pricing shown is for oak veneer construction. Maple and cherry veneers are available for an upcharge. Please specify veneer species when ordering.

Part Number	Description	Wgt.	List Price
Single Faced Twist			
26-4208EP	42" X 8" Twist End Panel	13	\$374
26-4210EP	42" X 10" Twist End Panel	14	\$392
26-4212EP	42" X 12" Twist End Panel	17	\$409
26-4213EP	42" X 13" Twist End Panel	18	\$418
26-4216EP	42" X 16" Twist End Panel	20	\$442
26-6608EP	66" X 8" Twist End Panel	21	\$428
26-6610EP	66" X 10" Twist End Panel	22	\$451
26-6612EP	66" X 12" Twist End Panel	27	\$473
26-6613EP	66" X 13" Twist End Panel	28	\$481
26-6616EP	66" X 16" Twist End Panel	30	\$509
26-7808EP	78" X 8" Twist End Panel	25	\$453
26-7810EP	78" X 10" Twist End Panel	26	\$466
26-7812EP	78" X 12" Twist End Panel	32	\$506
26-7813EP	78" X 13" Twist End Panel	33	\$516
26-7816EP	78" X 16" Twist End Panel	35	\$547
26-8408EP	84" X 8" Twist End Panel	27	\$468
26-8410EP	84" X 10" Twist End Panel	28	\$491
26-8412EP	84" X 12" Twist End Panel	34	\$522
26-8413EP	84" X 13" Twist End Panel	35	\$532
26-8416EP	84" X 16" Twist End Panel	37	\$564
26-9008EP	90" X 8" Twist End Panel	29	\$481
26-9010EP	90" X 10" Twist End Panel	30	\$506
26-9012EP	90" X 12" Twist End Panel	36	\$539
26-9013EP	90" X 13" Twist End Panel	37	\$550
26-9016EP	90" X 16" Twist End Panel	39	\$582

Part Number	Description	Wgt.	List Price
Double Faced Twist			
26-4216DEP	42" X 16" Twist End Panel	25	\$522
26-4218EP	42" X 18" Twist End Panel	26	\$545
26-4220EP	42" X 20" Twist End Panel	28	\$573
26-4224EP	42" X 24" Twist End Panel	34	\$629
26-4226EP	42" X 26" Twist End Panel	36	\$655
26-4232EP	42" X 32" Twist End Panel	39	\$717
26-6616DEP	66" X 16" Twist End Panel	41	\$623
26-6618EP	66" X 18" Twist End Panel	42	\$650
26-6620EP	66" X 20" Twist End Panel	44	\$684
26-6624EP	66" X 24" Twist End Panel	53	\$736
26-6626EP	66" X 26" Twist End Panel	55	\$765
26-6632EP	66" X 32" Twist End Panel	58	\$840
26-7816DEP	78" X 16" Twist End Panel	49	\$679
26-7818EP	78" X 18" Twist End Panel	50	\$708
26-7820EP	78" X 20" Twist End Panel	52	\$745
26-7824EP	78" X 24" Twist End Panel	63	\$798
26-7826EP	78" X 26" Twist End Panel	65	\$831
26-7832EP	78" X 32" Twist End Panel	68	\$910
26-8416DEP	84" X 16" Twist End Panel	53	\$704
26-8418EP	84" X 18" Twist End Panel	54	\$736
26-8420EP	84" X 20" Twist End Panel	56	\$773
26-8424EP	84" X 24" Twist End Panel	68	\$827
26-8426EP	84" X 26" Twist End Panel	70	\$861
26-8432EP	84" X 32" Twist End Panel	73	\$944
26-9016DEP	90" X 16" Twist End Panel	57	\$727
26-9018EP	90" X 18" Twist End Panel	58	\$758
26-9020EP	90" X 20" Twist End Panel	60	\$797
26-9024EP	90" X 24" Twist End Panel	72	\$860
26-9026EP	90" X 26" Twist End Panel	74	\$896
26-9032EP	90" X 32" Twist End Panel	77	\$980

mediatechnologies®

**Required to Order:**

- Part number
- Wood finish
- Exact dimensions

Note:

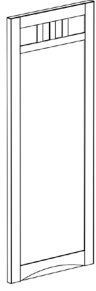
End panels do not include any hardware. Sizes shown are nominal; variance up to 1" does not require repricing, otherwise use the price of the next larger size.

Pricing shown is for oak veneer construction. Maple and cherry veneers are available for an upcharge. Please specify veneer species when ordering.

Part Number	Description	Wgt.	List Price
Single Faced Lexington			
27-4208EP	42" X 8" Lexington End Panel	13	\$417
27-4210EP	42" X 10" Lexington End Panel	14	\$438
27-4212EP	42" X 12" Lexington End Panel	17	\$458
27-4213EP	42" X 13" Lexington End Panel	18	\$468
27-4216EP	42" X 16" Lexington End Panel	20	\$496
27-6608EP	66" X 8" Lexington End Panel	21	\$503
27-6610EP	66" X 10" Lexington End Panel	22	\$529
27-6612EP	66" X 12" Lexington End Panel	27	\$558
27-6613EP	66" X 13" Lexington End Panel	28	\$572
27-6616EP	66" X 16" Lexington End Panel	30	\$604
27-7808EP	78" X 8" Lexington End Panel	25	\$543
27-7810EP	78" X 10" Lexington End Panel	26	\$571
27-7812EP	78" X 12" Lexington End Panel	32	\$606
27-7813EP	78" X 13" Lexington End Panel	33	\$618
27-7816EP	78" X 16" Lexington End Panel	35	\$656
27-8408EP	84" X 8" Lexington End Panel	27	\$573
27-8410EP	84" X 10" Lexington End Panel	28	\$602
27-8412EP	84" X 12" Lexington End Panel	34	\$642
27-8413EP	84" X 13" Lexington End Panel	35	\$655
27-8416EP	84" X 16" Lexington End Panel	37	\$693
27-9008EP	90" X 8" Lexington End Panel	29	\$600
27-9010EP	90" X 10" Lexington End Panel	30	\$631
27-9012EP	90" X 12" Lexington End Panel	36	\$656
27-9013EP	90" X 13" Lexington End Panel	37	\$669
27-9016EP	90" X 16" Lexington End Panel	39	\$709

Part Number	Description	Wgt.	List Price
Double Faced Lexington			
27-4216DEP	42" X 16" Lexington End Panel	25	\$546
27-4218EP	42" X 18" Lexington End Panel	26	\$570
27-4220EP	42" X 20" Lexington End Panel	28	\$598
27-4224EP	42" X 24" Lexington End Panel	34	\$662
27-4226EP	42" X 26" Lexington End Panel	36	\$690
27-4232EP	42" X 32" Lexington End Panel	39	\$755
27-6616DEP	66" X 16" Lexington End Panel	41	\$572
27-6618EP	66" X 18" Lexington End Panel	42	\$604
27-6620EP	66" X 20" Lexington End Panel	44	\$756
27-6624EP	66" X 24" Lexington End Panel	53	\$821
27-6626EP	66" X 26" Lexington End Panel	55	\$855
27-6632EP	66" X 32" Lexington End Panel	58	\$937
27-7816DEP	78" X 16" Lexington End Panel	49	\$764
27-7818EP	78" X 18" Lexington End Panel	50	\$799
27-7820EP	78" X 20" Lexington End Panel	52	\$841
27-7824EP	78" X 24" Lexington End Panel	63	\$902
27-7826EP	78" X 26" Lexington End Panel	65	\$938
27-7832EP	78" X 32" Lexington End Panel	68	\$1,027
27-8416DEP	84" X 16" Lexington End Panel	53	\$815
27-8418EP	84" X 18" Lexington End Panel	54	\$851
27-8420EP	84" X 20" Lexington End Panel	56	\$896
27-8424EP	84" X 24" Lexington End Panel	68	\$965
27-8426EP	84" X 26" Lexington End Panel	70	\$1,004
27-8432EP	84" X 32" Lexington End Panel	73	\$1,100
27-9016DEP	90" X 16" Lexington End Panel	57	\$857
27-9018EP	90" X 18" Lexington End Panel	58	\$894
27-9020EP	90" X 20" Lexington End Panel	60	\$942
27-9024EP	90" X 24" Lexington End Panel	72	\$1,014
27-9026EP	90" X 26" Lexington End Panel	74	\$1,056
27-9032EP	90" X 32" Lexington End Panel	77	\$1,156

Charleston



Required to Order:

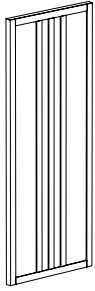
- Part number
- Wood finish
- Exact dimensions

Note: End panels do not include any hardware. Sizes shown are nominal; variance up to 1" does not require repricing, otherwise use the price of the next larger size.

Pricing shown is for oak veneer construction. Maple and cherry veneers are available for an upcharge. Please specify veneer species when ordering.

Part Number	Description	Wgt.	List Price
Single Faced Charleston			
28-4208EP	42" X 8" Charleston End Panel	13	\$416
28-4210EP	42" X 10" Charleston End Panel	14	\$438
28-4212EP	42" X 12" Charleston End Panel	17	\$458
28-4213EP	42" X 13" Charleston End Panel	18	\$469
28-4216EP	42" X 16" Charleston End Panel	20	\$496
28-6608EP	66" X 8" Charleston End Panel	21	\$503
28-6610EP	66" X 10" Charleston End Panel	22	\$529
28-6612EP	66" X 12" Charleston End Panel	27	\$558
28-6613EP	66" X 13" Charleston End Panel	28	\$572
28-6616EP	66" X 16" Charleston End Panel	30	\$604
28-7808EP	78" X 8" Charleston End Panel	25	\$543
28-7810EP	78" X 10" Charleston End Panel	26	\$571
28-7812EP	78" X 12" Charleston End Panel	32	\$606
28-7813EP	78" X 13" Charleston End Panel	33	\$618
28-7816EP	78" X 16" Charleston End Panel	35	\$656
28-8408EP	84" X 8" Charleston End Panel	27	\$573
28-8410EP	84" X 10" Charleston End Panel	28	\$602
28-8412EP	84" X 12" Charleston End Panel	34	\$642
28-8413EP	84" X 13" Charleston End Panel	35	\$655
28-8416EP	84" X 16" Charleston End Panel	37	\$693
28-9008EP	90" X 8" Charleston End Panel	29	\$600
28-9010EP	90" X 10" Charleston End Panel	30	\$631
28-9012EP	90" X 12" Charleston End Panel	36	\$656
28-9013EP	90" X 13" Charleston End Panel	37	\$669
28-9016EP	90" X 16" Charleston End Panel	39	\$709

Part Number	Description	Wgt.	List Price
Double Faced Charleston			
28-4216DEP	42" X 16" Charleston End Panel	25	\$546
28-4218EP	42" X 18" Charleston End Panel	26	\$570
28-4220EP	42" X 20" Charleston End Panel	28	\$598
28-4224EP	42" X 24" Charleston End Panel	34	\$662
28-4226EP	42" X 26" Charleston End Panel	36	\$690
28-4232EP	42" X 32" Charleston End Panel	39	\$755
28-6616DEP	66" X 16" Charleston End Panel	41	\$572
28-6618EP	66" X 18" Charleston End Panel	42	\$604
28-6620EP	66" X 20" Charleston End Panel	44	\$756
28-6624EP	66" X 24" Charleston End Panel	53	\$821
28-6626EP	66" X 26" Charleston End Panel	55	\$855
28-6632EP	66" X 32" Charleston End Panel	58	\$937
28-7816DEP	78" X 16" Charleston End Panel	49	\$764
28-7818EP	78" X 18" Charleston End Panel	50	\$799
28-7820EP	78" X 20" Charleston End Panel	52	\$841
28-7824EP	78" X 24" Charleston End Panel	63	\$902
28-7826EP	78" X 26" Charleston End Panel	65	\$938
28-7832EP	78" X 32" Charleston End Panel	68	\$1,027
28-8416DEP	84" X 16" Charleston End Panel	53	\$815
28-8418EP	84" X 18" Charleston End Panel	54	\$851
28-8420EP	84" X 20" Charleston End Panel	56	\$896
28-8424EP	84" X 24" Charleston End Panel	68	\$965
28-8426EP	84" X 26" Charleston End Panel	70	\$1,004
28-8432EP	84" X 32" Charleston End Panel	73	\$1,100
28-9016DEP	90" X 16" Charleston End Panel	57	\$857
28-9018EP	90" X 18" Charleston End Panel	58	\$894
28-9020EP	90" X 20" Charleston End Panel	60	\$942
28-9024EP	90" X 24" Charleston End Panel	72	\$1,014
28-9026EP	90" X 26" Charleston End Panel	74	\$1,056
28-9032EP	90" X 32" Charleston End Panel	77	\$1,156



Required to Order:

- Part number
- Wood finish
- Exact dimensions

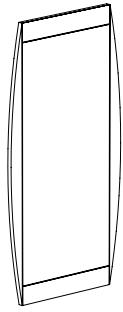
Note:

End panels do not include any hardware. Sizes shown are nominal; variance up to 1" does not require repricing, otherwise use the price of the next larger size.

Pricing shown is for oak veneer construction. Maple and cherry veneers are available for an upcharge. Please specify veneer species when ordering.

Part Number	Description	Wgt.	List Price
Single Faced Heritage			
29-4208EP	42" X 8" Heritage End Panel	13	\$430
29-4210EP	42" X 10" Heritage End Panel	14	\$453
29-4212EP	42" X 12" Heritage End Panel	17	\$475
29-4213EP	42" X 13" Heritage End Panel	18	\$484
29-4216EP	42" X 16" Heritage End Panel	20	\$512
29-6608EP	66" X 8" Heritage End Panel	21	\$524
29-6610EP	66" X 10" Heritage End Panel	22	\$550
29-6612EP	66" X 12" Heritage End Panel	27	\$582
29-6613EP	66" X 13" Heritage End Panel	28	\$593
29-6616EP	66" X 16" Heritage End Panel	30	\$629
29-7808EP	78" X 8" Heritage End Panel	25	\$884
29-7810EP	78" X 10" Heritage End Panel	26	\$913
29-7812EP	78" X 12" Heritage End Panel	32	\$635
29-7813EP	78" X 13" Heritage End Panel	33	\$646
29-7816EP	78" X 16" Heritage End Panel	35	\$685
29-8408EP	84" X 8" Heritage End Panel	27	\$595
29-8410EP	84" X 10" Heritage End Panel	28	\$626
29-8412EP	84" X 12" Heritage End Panel	34	\$668
29-8413EP	84" X 13" Heritage End Panel	35	\$683
29-8416EP	84" X 16" Heritage End Panel	37	\$722
29-9008EP	90" X 8" Heritage End Panel	29	\$628
29-9010EP	90" X 10" Heritage End Panel	30	\$660
29-9012EP	90" X 12" Heritage End Panel	36	\$700
29-9013EP	90" X 13" Heritage End Panel	37	\$714
29-9016EP	90" X 16" Heritage End Panel	39	\$756

Part Number	Description	Wgt.	List Price
Double Faced Heritage			
29-4216DEP	42" X 16" Heritage End Panel	25	\$570
29-4218EP	42" X 18" Heritage End Panel	26	\$593
29-4220EP	42" X 20" Heritage End Panel	28	\$624
29-4224EP	42" X 24" Heritage End Panel	34	\$690
29-4226EP	42" X 26" Heritage End Panel	36	\$718
29-4232EP	42" X 32" Heritage End Panel	39	\$788
29-6616DEP	66" X 16" Heritage End Panel	41	\$721
29-6618EP	66" X 18" Heritage End Panel	42	\$753
29-6620EP	66" X 20" Heritage End Panel	44	\$792
29-6624EP	66" X 24" Heritage End Panel	53	\$859
29-6626EP	66" X 26" Heritage End Panel	55	\$894
29-6632EP	66" X 32" Heritage End Panel	58	\$979
29-7816DEP	78" X 16" Heritage End Panel	49	\$803
29-7818EP	78" X 18" Heritage End Panel	50	\$839
29-7820EP	78" X 20" Heritage End Panel	52	\$882
29-7824EP	78" X 24" Heritage End Panel	63	\$950
29-7826EP	78" X 26" Heritage End Panel	65	\$989
29-7832EP	78" X 32" Heritage End Panel	68	\$1,082
29-8416DEP	84" X 16" Heritage End Panel	53	\$857
29-8418EP	84" X 18" Heritage End Panel	54	\$894
29-8420EP	84" X 20" Heritage End Panel	56	\$941
29-8424EP	84" X 24" Heritage End Panel	68	\$1,013
29-8426EP	84" X 26" Heritage End Panel	70	\$1,054
29-8432EP	84" X 32" Heritage End Panel	73	\$1,155
29-9016DEP	90" X 16" Heritage End Panel	57	\$902
29-9018EP	90" X 18" Heritage End Panel	58	\$941
29-9020EP	90" X 20" Heritage End Panel	60	\$990
29-9024EP	90" X 24" Heritage End Panel	72	\$1,065
29-9026EP	90" X 26" Heritage End Panel	74	\$1,109
29-9032EP	90" X 32" Heritage End Panel	77	\$1,215



Required to Order:

- Part number
- Wood finish
- Exact dimensions


Note:

End panels do not include any hardware. Sizes shown are nominal; variance up to 1" does not require repricing, otherwise use the price of the next larger size.

Pricing shown is for oak veneer construction. Maple and cherry veneers are available for an upcharge. Please specify veneer species when ordering.

Part Number	Description	Wgt.	List Price
Single Faced Malibu			
22-4208EP	42" X 8" Malibu End Panel	13	\$256
22-4210EP	42" X 10" Malibu End Panel	14	\$270
22-4212EP	42" X 12" Malibu End Panel	17	\$294
22-4213EP	42" X 13" Malibu End Panel	18	\$299
22-4216EP	42" X 16" Malibu End Panel	20	\$318
22-6608EP	66" X 8" Malibu End Panel	21	\$363
22-6610EP	66" X 10" Malibu End Panel	22	\$381
22-6612EP	66" X 12" Malibu End Panel	27	\$417
22-6613EP	66" X 13" Malibu End Panel	28	\$425
22-6616EP	66" X 16" Malibu End Panel	30	\$451
22-7808EP	78" X 8" Malibu End Panel	25	\$411
22-7810EP	78" X 10" Malibu End Panel	26	\$433
22-7812EP	78" X 12" Malibu End Panel	32	\$477
22-7813EP	78" X 13" Malibu End Panel	33	\$486
22-7816EP	78" X 16" Malibu End Panel	35	\$514
22-8408EP	84" X 8" Malibu End Panel	27	\$437
22-8410EP	84" X 10" Malibu End Panel	28	\$458
22-8412EP	84" X 12" Malibu End Panel	34	\$504
22-8413EP	84" X 13" Malibu End Panel	35	\$514
22-8416EP	84" X 16" Malibu End Panel	37	\$546
22-9008EP	90" X 8" Malibu End Panel	29	\$463
22-9010EP	90" X 10" Malibu End Panel	30	\$488
22-9012EP	90" X 12" Malibu End Panel	36	\$537
22-9013EP	90" X 13" Malibu End Panel	37	\$549
22-9016EP	90" X 16" Malibu End Panel	39	\$581

Part Number	Description	Wgt.	List Price
Double Faced Malibu			
22-4216DEP	42" X 16" Malibu End Panel	25	\$385
22-4218EP	42" X 18" Malibu End Panel	26	\$402
22-4220EP	42" X 20" Malibu End Panel	28	\$422
22-4224EP	42" X 24" Malibu End Panel	34	\$471
22-4226EP	42" X 26" Malibu End Panel	36	\$489
22-4232EP	42" X 32" Malibu End Panel	39	\$536
22-6616DEP	66" X 16" Malibu End Panel	41	\$546
22-6618EP	66" X 18" Malibu End Panel	42	\$570
22-6620EP	66" X 20" Malibu End Panel	44	\$598
22-6624EP	66" X 24" Malibu End Panel	53	\$669
22-6626EP	66" X 26" Malibu End Panel	55	\$697
22-6632EP	66" X 32" Malibu End Panel	58	\$764
22-7816DEP	78" X 16" Malibu End Panel	49	\$624
22-7818EP	78" X 18" Malibu End Panel	50	\$651
22-7820EP	78" X 20" Malibu End Panel	52	\$685
22-7824EP	78" X 24" Malibu End Panel	63	\$771
22-7826EP	78" X 26" Malibu End Panel	65	\$803
22-7832EP	78" X 32" Malibu End Panel	68	\$880
22-8416DEP	84" X 16" Malibu End Panel	53	\$661
22-8418EP	84" X 18" Malibu End Panel	54	\$691
22-8420EP	84" X 20" Malibu End Panel	56	\$727
22-8424EP	84" X 24" Malibu End Panel	68	\$818
22-8426EP	84" X 26" Malibu End Panel	70	\$851
22-8432EP	84" X 32" Malibu End Panel	73	\$933
22-9016DEP	90" X 16" Malibu End Panel	57	\$703
22-9018EP	90" X 18" Malibu End Panel	58	\$735
22-9020EP	90" X 20" Malibu End Panel	60	\$772
22-9024EP	90" X 24" Malibu End Panel	72	\$870
22-9026EP	90" X 26" Malibu End Panel	74	\$906
22-9032EP	90" X 32" Malibu End Panel	77	\$993



Required to Order:

- Part number
- Which panels receive applique
- Laminate choices

Note:

End panels do not include any hardware. Sizes shown are nominal; variance up to 1" does not require repricing, otherwise use the price of the next larger size.

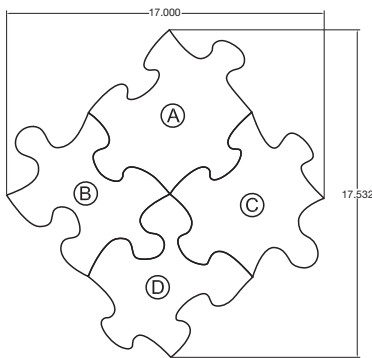
Pricing shown is for oak veneer construction. Maple and cherry veneers are available for an upcharge. Please specify veneer species when ordering.

Puzzle

Puzzle-themed shelving units can be created by applying the "Puzzle Applique" to the end panels of your choice of Bookmark, Twist or Malibu Designer Line shelf starter units. Please use Puzzle Applique model number PZAPPL-E8 for single faced units and PZAPPL-ABCD17 for Double-faced units. Please indicate that you want Puzzle Appliques and provide model number and laminate choices when ordering.

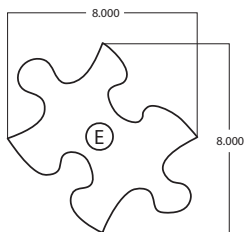
Please indicate your choice of laminate for each of the puzzle pieces A, B, C and D. See pricing below.

Puzzle Applique	Model Number	Description	Wgt.	Price
-----------------	--------------	-------------	------	-------



PZAPPL-ABCD17 17" W X 17.5" HPL H Applique, 4 puzzle pieces

\$256



PZAPPL-E8 8" W X 8" H HPL Applique, 1 puzzle piece

\$128

Canopy Tops for Steel Shelving

General Specifications - Canopy Tops

Canopy tops are 1-1/4" thick three ply engineered wood construction with .050" high pressure laminate (HPL) and a phenolic backer sheet.

To Specify Self Edged Laminate: Add -SE to the item number.

To Specify 3mm Wood Edge: Add -WE to the item number.

To Specify 5/8" mm Wood Bullnose Edge: Add -WE-5/8 to the item number.

Required to Order:

- Part number including
- Wood finish
- Laminate
- Exact dimensions

Note: Canopy Tops do not include any hardware.

Wood Edge List Pricing shown is for oak edge. Maple and cherry edges are available for an upcharge. Please specify edge species when ordering.

Single Faced	Model Number	Description	Wgt.	Self Edge List Price	Wood Edge List Price
	CT-0836	Laminate canopy top 8" X 36"	11	\$131	\$173
	CT-0936	Laminate canopy top 9" X 36"	13	\$135	\$178
	CT-1036	Laminate canopy top 10" X 36"	14	\$138	\$181
	CT-1236	Laminate canopy top 12" X 36"	17	\$146	\$197
	CT-1336	Laminate canopy top 13" X 36"	19	\$162	\$206
	CT-1636	Laminate canopy top 16" X 36"	22	\$176	\$215

Single Faced	Model Number	Description	Wgt.	Self Edge List Price	Wood Edge List Price
	CT-0872	Laminate canopy top 8" X 72"	21	\$201	\$252
	CT-0972	Laminate canopy top 9" X 72"	26	\$207	\$268
	CT-1072	Laminate canopy top 10" X 72"	28	\$211	\$272
	CT-1272	Laminate canopy top 12" X 72"	33	\$235	\$297
	CT-1372	Laminate canopy top 13" X 72"	37	\$258	\$319
	CT-1672	Laminate canopy top 16" X 72"	42	\$292	\$353

Single Faced	Model Number	Description	Wgt.	Self Edge List Price	Wood Edge List Price
	CT-08108	Laminate canopy top 8" X 108"	32	\$278	\$334
	CT-09108	Laminate canopy top 9" X 108"	38	\$288	\$358
	CT-10108	Laminate canopy top 10" X 108"	42	\$293	\$365
	CT-12108	Laminate canopy top 12" X 108"	50	\$329	\$398
	CT-13108	Laminate canopy top 13" X 108"	55	\$362	\$430
	CT-16108	Laminate canopy top 16" X 108"	63	\$393	\$469

Single Faced	Model Number	Description	Wgt.	Self Edge List Price	Wood Edge List Price
	CT-08144	Laminate canopy top 8" X 144"	42	\$417	\$480
	CT-09144	Laminate canopy top 9" X 144"	50	\$430	\$517
	CT-10144	Laminate canopy top 10" X 144"	55	\$438	\$527
	CT-12144	Laminate canopy top 12" X 144"	66	\$485	\$568
	CT-13144	Laminate canopy top 13" X 144"	73	\$534	\$615
	CT-16144	Laminate canopy top 16" X 144"	105	\$583	\$661

Single Faced	Model Number	Description	Wgt.	Self Edge List Price	Wood Edge List Price
	CT-08180	Laminate canopy top 8" X 180"	53	\$483	\$585
	CT-09180	Laminate canopy top 9" X 180"	64	\$498	\$624
	CT-10180	Laminate canopy top 10" X 180"	70	\$507	\$636
	CT-12180	Laminate canopy top 12" X 180"	83	\$567	\$694
	CT-13180	Laminate canopy top 13" X 180"	92	\$624	\$748
	CT-16180	Laminate canopy top 16" X 180"	105	\$681	\$810

Single Faced	Model Number	Description	Wgt.	Self Edge List Price	Wood Edge List Price
	CT-08216	Laminate canopy top 8" X 216"	64	\$556	\$668
	CT-09216	Laminate canopy top 9" X 216"	76	\$575	\$714
	CT-10216	Laminate canopy top 10" X 216"	84	\$585	\$729
	CT-12216	Laminate canopy top 12" X 216"	100	\$656	\$794
	CT-13216	Laminate canopy top 13" X 216"	110	\$722	\$861
	CT-16216	Laminate canopy top 16" X 216"	126	\$786	\$936

General Specifications - Canopy Tops

Canopy tops are 1-1/4" thick three ply engineered wood construction with .050" high pressure laminate (HPL) and a phenolic backer sheet.

To Specify Self Edged Laminate: Add -SE to the item number.

To Specify 3mm Wood Edge: Add -WE to the item number.

To Specify 5/8" mm Wood Bullnose Edge: Add -WE-5/8 to the item number.

Required to Order:

- Part number including
- Wood finish
- Laminate
- Exact dimensions

Note: Canopy Tops do not include any hardware.

Wood Edge List Pricing shown is for oak edge. Maple and cherry edges are available for an upcharge. Please specify edge species when ordering.

Single Faced	Model Number	Description	Wgt.	Self Edge List Price	Wood Edge List Price
	CT-08252	Laminate canopy top 8" X 252"	74	\$694	\$815
	CT-09252	Laminate canopy top 9" X 252"	88	\$717	\$873
	CT-10252	Laminate canopy top 10" X 252"	97	\$731	\$890
	CT-12252	Laminate canopy top 12" X 252"	116	\$796	\$965
	CT-13252	Laminate canopy top 13" X 252"	128	\$894	\$1,044
	CT-16252	Laminate canopy top 16" X 252"	168	\$976	\$1,128

Single Faced	Model Number	Description	Wgt.	Self Edge List Price	Wood Edge List Price
	CT-08288	Laminate canopy top 8" X 288"	84	\$833	\$960
	CT-09288	Laminate canopy top 9" X 288"	100	\$861	\$1,033
	CT-10288	Laminate canopy top 10" X 288"	110	\$877	\$1,053
	CT-12288	Laminate canopy top 12" X 288"	132	\$965	\$1,136
	CT-13288	Laminate canopy top 13" X 288"	146	\$1,068	\$1,228
	CT-16288	Laminate canopy top 16" X 288"	210	\$1,165	\$1,321

Single Faced	Model Number	Description	Wgt.	Self Edge List Price	Wood Edge List Price
	CT-08324	Laminate canopy top 8" X 324"	96	\$833	\$1,002
	CT-09324	Laminate canopy top 9" X 324"	114	\$863	\$1,071
	CT-10324	Laminate canopy top 10" X 324"	126	\$877	\$1,093
	CT-12324	Laminate canopy top 12" X 324"	150	\$983	\$1,191
	CT-13324	Laminate canopy top 13" X 324"	165	\$1,081	\$1,289
	CT-16324	Laminate canopy top 16" X 324"	189	\$1,180	\$1,403

Single Faced	Model Number	Description	Wgt.	Self Edge List Price	Wood Edge List Price
	CT-08360	Laminate canopy top 8" X 360"	105	\$1,037	\$1,246
	CT-09360	Laminate canopy top 9" X 360"	126	\$1,071	\$1,333
	CT-10360	Laminate canopy top 10" X 360"	138	\$1,092	\$1,358
	CT-12360	Laminate canopy top 12" X 360"	165	\$1,209	\$1,469
	CT-13360	Laminate canopy top 13" X 360"	183	\$1,330	\$1,580
	CT-16360	Laminate canopy top 16" X 360"	252	\$1,452	\$1,696

Canopy Tops for Steel Shelving

General Specifications - Canopy Tops

Canopy tops are 1-1/4" thick three ply engineered wood construction with .050" high pressure laminate (HPL) and a phenolic backer sheet.

To Specify Self Edged Laminate: Add -SE to the item number.

To Specify 3mm Wood Edge: Add -WE to the item number.

To Specify 5/8" mm Wood Bullnose Edge: Add -WE-5/8 to the item number.

Required to Order:

- Part number including
- Wood finish
- Laminate
- Exact dimensions

Note: Canopy Tops do not include any hardware.

Wood Edge List Pricing shown is for oak edge. Maple and cherry edges are available for an upcharge. Please specify edge species when ordering.

Double Faced	Model Number	Description	Wgt.	Self Edge List Price	Wood Edge List Price
	CT-D1636	Laminate canopy top 16" X 36"	22	\$223	\$293
	CT-1836	Laminate canopy top 18" X 36"	25	\$235	\$307
	CT-2036	Laminate canopy top 20" X 36"	28	\$246	\$315
	CT-2436	Laminate canopy top 24" X 36"	33	\$269	\$339
	CT-2636	Laminate canopy top 26" X 36"	36	\$280	\$347
	CT-3236	Laminate canopy top 32" X 36"	44	\$311	\$384

Double Faced	Model Number	Description	Wgt.	Self Edge List Price	Wood Edge List Price
	CT-D1672	Laminate canopy top 16" X 72"	43	\$360	\$453
	CT-1872	Laminate canopy top 18" X 72"	49	\$384	\$477
	CT-2072	Laminate canopy top 20" X 72"	55	\$403	\$498
	CT-2472	Laminate canopy top 24" X 72"	66	\$447	\$540
	CT-2672	Laminate canopy top 26" X 72"	72	\$472	\$565
	CT-3272	Laminate canopy top 32" X 72"	88	\$536	\$632

Double Faced	Model Number	Description	Wgt.	Self Edge List Price	Wood Edge List Price
	CT-D16108	Laminate canopy top 16" X 108"	65	\$498	\$615
	CT-18108	Laminate canopy top 18" X 108"	74	\$531	\$646
	CT-20108	Laminate canopy top 20" X 108"	83	\$565	\$698
	CT-24108	Laminate canopy top 24" X 108"	99	\$632	\$748
	CT-26108	Laminate canopy top 26" X 108"	107	\$664	\$779
	CT-32108	Laminate canopy top 32" X 108"	132	\$766	\$944

Double Faced	Model Number	Description	Wgt.	Self Edge List Price	Wood Edge List Price
	CT-D16144	Laminate canopy top 16" X 144"	86	\$703	\$844
	CT-18144	Laminate canopy top 18" X 144"	97	\$748	\$886
	CT-20144	Laminate canopy top 20" X 144"	110	\$794	\$932
	CT-24144	Laminate canopy top 24" X 144"	132	\$882	\$1,024
	CT-26144	Laminate canopy top 26" X 144"	143	\$928	\$1,067
	CT-32144	Laminate canopy top 32" X 144"	176	\$1,061	\$1,089

Double Faced	Model Number	Description	Wgt.	Self Edge List Price	Wood Edge List Price
	CT-D16180	Laminate canopy top 16" X 180"	108	\$859	\$1,067
	CT-18180	Laminate canopy top 18" X 180"	123	\$915	\$1,123
	CT-20180	Laminate canopy top 20" X 180"	138	\$966	\$1,175
	CT-24180	Laminate canopy top 24" X 180"	165	\$1,078	\$1,287
	CT-26180	Laminate canopy top 26" X 180"	179	\$1,136	\$1,341
	CT-32180	Laminate canopy top 32" X 180"	220	\$1,299	\$1,513

Double Faced	Model Number	Description	Wgt.	Self Edge List Price	Wood Edge List Price
	CT-D16216	Laminate canopy top 16" X 216"	130	\$997	\$1,228
	CT-18216	Laminate canopy top 18" X 216"	148	\$1,062	\$1,293
	CT-20216	Laminate canopy top 20" X 216"	166	\$1,128	\$1,355
	CT-24216	Laminate canopy top 24" X 216"	198	\$1,262	\$1,495
	CT-26216	Laminate canopy top 26" X 216"	214	\$1,328	\$1,557
	CT-32216	Laminate canopy top 32" X 216"	264	\$1,530	\$1,764

General Specifications - Canopy Tops

Canopy tops are 1-1/4" thick three ply engineered wood construction with .050" high pressure laminate (HPL) and a phenolic backer sheet.

To Specify Self Edged Laminate: Add -SE to the item number.

To Specify 3mm Wood Edge: Add -WE to the item number.

To Specify 5/8" mm Wood Bullnose Edge: Add -WE-5/8 to the item number.

Required to Order:

- Part number including
- Wood finish
- Laminate
- Exact dimensions

Note: Canopy Tops do not include any hardware.

Wood Edge List Pricing shown is for oak edge. Maple and cherry edges are available for an upcharge. Please specify edge species when ordering.

Double Faced	Model Number	Description	Wgt.	Self Edge List Price	Wood Edge List Price
	CT-D16252	Laminate canopy top 16" X 252"	151	\$1,199	\$1,458
	CT-18252	Laminate canopy top 18" X 252"	171	\$1,279	\$1,532
	CT-20252	Laminate canopy top 20" X 252"	193	\$1,358	\$1,609
	CT-24252	Laminate canopy top 24" X 252"	231	\$1,513	\$1,771
	CT-26252	Laminate canopy top 26" X 252"	250	\$1,590	\$1,843
	CT-32252	Laminate canopy top 32" X 252"	308	\$1,825	\$1,971

Double Faced	Model Number	Description	Wgt.	Self Edge List Price	Wood Edge List Price
	CT-D16288	Laminate canopy top 16" X 288"	172	\$1,403	\$1,687
	CT-18288	Laminate canopy top 18" X 288"	194	\$1,495	\$1,771
	CT-20288	Laminate canopy top 20" X 288"	220	\$1,588	\$1,863
	CT-24288	Laminate canopy top 24" X 288"	264	\$1,764	\$2,045
	CT-26288	Laminate canopy top 26" X 288"	286	\$1,854	\$2,131
	CT-32288	Laminate canopy top 32" X 288"	352	\$2,121	\$2,177

Double Faced	Model Number	Description	Wgt.	Self Edge List Price	Wood Edge List Price
	CT-D16324	Laminate canopy top 16" X 324"	195	\$1,494	\$1,841
	CT-18324	Laminate canopy top 18" X 324"	222	\$1,592	\$1,939
	CT-20324	Laminate canopy top 20" X 324"	249	\$1,692	\$2,031
	CT-24324	Laminate canopy top 24" X 324"	297	\$1,892	\$2,242
	CT-26324	Laminate canopy top 26" X 324"	321	\$1,991	\$2,333
	CT-32324	Laminate canopy top 32" X 324"	396	\$2,325	\$2,644

Double Faced	Model Number	Description	Wgt.	Self Edge List Price	Wood Edge List Price
	CT-D16360	Laminate canopy top 16" X 360"	215	\$1,763	\$2,139
	CT-18360	Laminate canopy top 18" X 360"	243	\$1,879	\$2,246
	CT-20360	Laminate canopy top 20" X 360"	275	\$1,989	\$2,362
	CT-24360	Laminate canopy top 24" X 360"	330	\$2,210	\$2,584
	CT-26360	Laminate canopy top 26" X 360"	358	\$2,324	\$2,694
	CT-32360	Laminate canopy top 32" X 360"	440	\$2,655	\$2,808

Accessories

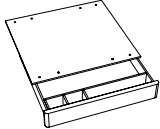
Required to Order:

- Part number
- Powder coat color

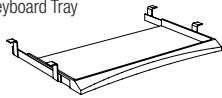
Miscellaneous	Model Number	Description	Wgt.	List Price
Sliding Book Support	31-BS10	10"L x 4"H Sliding Book Support for Standard Steel shelves	0.5	\$22



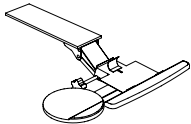
Pencil Drawers	MCD1817	18" x 17" Pencil Drawer	10	\$320
----------------	---------	-------------------------	----	-------



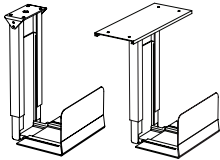
Keyboard Tray	AAKT001	12" x 22" Sliding Keyboard Tray	8	\$93
---------------	---------	---------------------------------	---	------



Articulating Keyboard Mechanism	AAKT003	Articulating Keyboard Mechanism with Mouse Tray	15	\$318
---------------------------------	---------	---	----	-------



CPU Holders	Model Number	Description	Wgt.	List Price
	ACPU-CS-10	Stationary mounting CPU holder	10	\$136
	ACPU-CS-11	Sliding/Rotating mount CPU holder	12	\$168



	ACPU-CS-MOB	Mobile CPU holder	8	\$112
--	-------------	-------------------	---	-------

Electric/Wire Management	Model Number	Description	Wgt.	List Price
Grommet	A30G	3-1/8" Diameter Grommet, Black	0.5	\$32



PVC Wire Manager	AWM48	2-1/2" x 1-1/2" x 48" PVC Wire Manager	2	\$49
------------------	-------	--	---	------



Worksurface Connectivity	Model Number	Description	Wgt.	List Price
Sphere	A003PDS-2P20-72-B	Sphere, (2) Power, (2) Open Ports, Black, 72" cord	2	\$175



Jump	AJMP-2P2U-72-B	Half-sphere, (2) Power, (1) Dual USB, Black, 72" cord	2	\$224
------	----------------	---	---	-------



	AJMP-2P2U-72-W	Half-sphere, (2) Power, (1) Dual USB, White, 72" cord	2	\$224
--	----------------	---	---	-------

Jolt	AJLT-2P4U-72-B	Cube, (2) Power, (2) Dual USB, Black, 72" cord	2	\$332
------	----------------	--	---	-------



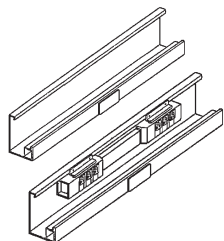
	AJLT-2P4U-72-W	Cube, (2) Power, (2) Dual USB, White, 72" cord	5	\$332
--	----------------	--	---	-------

Port	APRT-2P-72-W	Round, (2) Power, White, 72" cord		\$172
------	--------------	-----------------------------------	--	-------



	APRT-1P2U-72-W	Round, (1) Power, (1) Dual USB, White, 72" cord		\$214
--	----------------	---	--	-------

Eight Wire - "J" Channel



APE01J	Single Circuit Power Entry	3	\$266
APE03J	Multi Circuit Power Entry	3	\$280
AJ29	Steel 'J' Channel 29"	15	\$176
AJ41	Steel 'J' Channel 41"	21	\$288
A83J29	Powered Steel 'J' Channel 29"	21	\$559
A83J41	Powered Steel 'J' Channel 41"	21	\$673
APS-4P	Power Strip With Surge Suppressor, (4) AC Receptacles	2	\$145
APS-6P	Power Strip With Surge Suppressor, (6) AC Receptacles	4	\$151
AJDP	'J' Channel Data Plate With Jacks	1	\$146
APW36J	36" Pass Thru Harness	4	\$135
APW48J	48" Pass Thru Harness	5	\$149
APW60J	60" Pass Thru Harness	6	\$163

Eight Wire - Worksurface Mount

APE01	Single Circuit Power Entry	4	\$290
APE03	Multi Circuit Power Entry	7	\$308
ARW36	36" Receptacle Harness	6	\$258
ARW48	48" Receptacle Harness	8	\$294
ARW60	60" Receptacle Harness	10	\$317
APWH36	36" Pass Thru Harness	6	\$188
APWH48	48" Pass Thru Harness	8	\$207
APWH60	60" Pass Thru Harness	10	\$236
ADR1	General Use Circuit #1 DupleX	2	\$69
ADR2	General Use Circuit #2 DupleX	2	\$69
ADR3	General Use Circuit #3 DupleX	2	\$69
ADR4	Isolated Ground Circuit DupleX	2	\$69
ADR5	Surge Suppressed DupleX	3	\$163

Flip-Up Connectivity

Hideaway



Model Number	Description	Wgt.	List Price
ABIPT-2P20-72-B	Flips up, (2) Power, (2) Open Ports, Black, 72" cord		\$288

Powercom



AIACTJ-2P1C1V-72-B	Flips up, (2) Power, (1) RJ45 CAT 6 Jack, (1) RJ11 CAT 3 (telephone) voice jack, Black, 72" cord	4	\$327
--------------------	--	---	-------

Charge Up



AMX-4P40-72-SAWT	Dual Flip-up (2) Power, (2) Open Ports on each panel, 15A 72" cords, Silver Anodized, Black Trim		\$843
AMX-4P8U-72-SAWT	Dual Flip-up (2) power, (2) Dual USB on each panel, 15A 72" cords, Silver Anodized, Black Trim		\$874

Aztech



AZ-2P2U10-72-W	Surface power, (2) Power, (1) Dual USB, (1) Open Port, 15A 72" cord, White		\$380
AZ-2P2U10-72-B	Surface power, (2) Power, (1) Dual USB, (1) Open Port, 15A 72" cord, Black		\$380

Data sharing unit

Byrne-EE-Os	6-pwerson Media sharing Unit		\$7,259
-------------	------------------------------	--	---------

Modesty Panels

Fixed Steel

Model Number	Description	Wgt.	List Price
A-WMT30	6" x 30" Fixed Steel Modesty Panel	6	\$236
A-WMT36	6" x 36" Fixed Steel Modesty Panel	6	\$250
A-WMT42	6" x 42" Fixed Steel Modesty Panel	7	\$266
A-WMT48	6" x 48" Fixed Steel Modesty Panel	8	\$282
A-WMT54	6" x 54" Fixed Steel Modesty Panel	9	\$295
A-WMT60	6" x 60" Fixed Steel Modesty Panel	10	\$295
A-WMT66	6" x 66" Fixed Steel Modesty Panel	11	\$327
A-WMT72	6" x 72" Fixed Steel Modesty Panel	12	\$327

mediatechnologies®



www.mediatechnologies.com

msP-1701

892 Industrial Park Drive
Shelby, MI 49455
P: 231.861.2194
F: 231.861.6678
www.mediatechnologies.com
sales@mediatechnologies.com

PURE *M*ICHIGAN®